

# WORK TOOLS



**Snap-on** INDUSTRIAL BRANDS

WILLIAMS

BAHCO

CDI TORQUE PRODUCTS

SIoux



# Snap-on® INDUSTRIAL BRANDS

WILLIAMS®

BAHCO®

CDI TORQUE PRODUCTS®

SIoux®

THE MOST VALUED PRODUCTIVITY SOLUTIONS IN THE INDUSTRY

Each of the Snap-on Industrial Brands have a **UNIQUE AND POWERFUL HISTORY** of earning the trust of the millions of businesses that have purchased and used our tools.

WILLIAMS®

Since 1882 WILLIAMS has met the harshest challenges of the most demanding industries.

BAHCO®

BAHCO, inventor of the original adjustable wrenches, ergonomics and cutting tools has delivered innovative products for 130 years.

CDI TORQUE PRODUCTS®

CDI manufactures and sells more professional-grade torque products than anyone in the world. We pioneered the development of digital torque measuring instruments.

SIoux®

Starting with piston rings and spark plugs in 1914, Sioux has a long and proud heritage of innovation. In 1920's, Sioux revolutionized the tool industry by introducing some of the very first hand held power tools.

In the pages of this catalog, you will see that winning formula applied, where the sum of the trust in our products, the support we deliver, and the innovation we provide, all add up to the most valued productivity solutions in the industry and in the world.






















# **Snap-on** INDUSTRIAL BRANDS



## **QUICK REFERENCE**

MASTER SETS . . . . .	9-44	
TOOL STORAGE . . . . .	45-86	
TORQUE TOOLS . . . . .	87-122	
TOOLS AT HEIGHT . . . . .	123-178	
WRENCHES . . . . .	179-236	
SOCKETS AND DRIVE TOOLS . . . . .	237-416	
SCREWDRIVERS . . . . .	417-448	
PLIERS, CLAMPS AND PIPE TOOLS . . . . .	449-482	
HAMMERS, PUNCHES, CHISELS AND PRYBARS . . . . .	483-498	
PULLERS AND INDUSTRIAL HYDRAULICS . . . . .	499-544	
TOOLS FOR THE TRADES . . . . .	545-614	
INSULATED TOOLS . . . . .	615-644	
NON-SPARKING TOOLS . . . . .	645-658	
POWER TOOLS . . . . .	659-753	
SAFETY . . . . .	754-756	
APPENDIX . . . . .	757-793	
INDEX . . . . .	794-834	



# BEHIND EVERY GREAT PRODUCT IS AN INCREDIBLE WORKFORCE

At Snap-on Industrial Brands, we proudly salute the men and women who design, engineer and manufacture the best tools in the world.



**ELIZABETHTON, TN**  
Wrenches, Ratchets,  
Prybars, Punches,  
and Chisels



**MURPHY, NC**  
Cordless and  
Pneumatic Tools



**MILWAUKEE, WI**  
Sockets, Extensions,  
Pliers, and Screwdrivers



**ALGONA, IA**  
Tool Storage



**CITY OF INDUSTRY, CA**  
Torque Products



**ELKMONT, AL**  
Ratcheting Screwdrivers,  
Hammers, Large Sockets,  
and Custom Tools



Our incredible workforce is also making products in some of the best production facilities in the world, such as screwdrivers and adjustable wrenches in Spain, handsaws in Sweden, bandsaw in UK and value offer in China.



**WE MAKE WORK EASIER FOR SERIOUS PROFESSIONALS PERFORMING CRITICAL TASKS. WE CELEBRATE THE DIGNITY OF YOUR WORK AND COMMIT TO YOUR SUCCESS OUR PRODUCTS, OUR PROGRAMS AND MOST IMPORTANTLY, OUR PEOPLE.**

This catalog includes 10,000+ products across key product categories. Our products are engineered to withstand critical applications and meet your unique requirements. Our engineers think ahead, challenge the norms, and constantly search for new and innovative ways to do the job.



Our people are experienced, dedicated and prepared to help solve most difficult challenges. We have 400+ solutioneers around the world that can help you achieve your critical tasks.

Our programs deliver differentiated and meaningful solutions. We offer training on the safe and ergonomic use of tools, proper application of torque, lean principles and cost savings.





# SAFETY IS IN OUR DNA

Non-negotiable Product and Workplace Safety



Our associates are 93% less likely to experience a safety incident today than in 2004

## PRODUCTS THAT DELIVER SAFETY

Worker safety is paramount. We put extra margin of safety in to every tool we make.





# SAFE PRODUCTS. AND SOUND INSTRUCTION.



## Safety is a top priority.

That's why we offer not just the safest products in the business, but the training and instruction on how to use them properly. It provides techs with a "safety network", one that encompasses tools, topics and training on features and safe usage. Our safety programs help tool users learn about dangers involving misused, modified, and poorly maintained tools and how to determine the right tool for any and every job.

## LOOKING FOR SAFETY?

Contact your Account Manager for a free Safety Seminar or call 1.800.446.7404





# THERE ARE OVER 2,600 NEW PRODUCTS IN THIS CATALOG

Below are just a few examples. You will find many more in the pages to follow.



**Industrial  
Modular Storage**  
Pg. 50



**New Hand  
Carry Totes**  
Pg. 79



**Side Nut  
Adjustable Wrenches**  
Pg. 223



**Crowfoot  
Wrenches**  
Pg. 293, 344



**Flexextensions**  
Pg. 313, 362



**Impact Rated  
Hex Drivers**  
Pg. 322, 364



**12 Pt. 3/4" & 1" Drive  
Impact Sockets**  
Pg. 401, 411



**BAHCOFIT  
Screwdrivers**  
Pg. 425



**Mini Jacks**  
Pg. 538



**Bahco  
Trade Sets**  
Pg. 546



**Superior  
Holesaws**  
Page 568



**Measuring  
Tools**  
Page 601



**Wireless  
Borescope**  
Page 605



**Worklights, Pick up Tools,  
Inspection Mirrors**  
Page 613



**1000V Screwdriver  
with Slim Blade**  
Page 620



**Non-Sparking  
Tools**  
Page 645



**Power Tools**  
Page 659

We continue to innovate to make work **easier** and **faster**. We accomplish this by being passionate about connecting with customers and delivering engineered solutions across critical industries.



# MASTER SETS

Whatever the industry, Snap-on Industrial Brands master tool sets will help you keep your equipment and assets working, while making your work faster, easier and safer.



<b>Tools@Height Sets</b>	<b>14</b>
<b>Mammoth Tool Set</b>	<b>20</b>
<b>Mega Tool Set</b>	<b>22</b>
<b>Maxxum Tool Set</b>	<b>24</b>
<b>Maintenance Service Set</b>	<b>28</b>
<b>Oil Field Service Set</b>	<b>31</b>
<b>Heavy Maintenance Service Set</b>	<b>36</b>
<b>Specialty Tool Sets</b>	<b>38</b>
<b>General Service Sets</b>	<b>41</b>
<b>Metric Service Sets</b>	<b>43</b>



Master Sets with Tools Only Product Code	WSC-409-TH	WSC-225-TH	WSC-116-TH	WSC-73-TH	WSC-45-TH	WSC-27-TH	WSC-1390	WSC-1390MM	WSC-1390SAE
Description	Tools @ Height Master Maintenance Set	Tools @ Height Intermediate Maintenance Service Set	Tools @ Height General Maintenance Service Set	Tools @ Height Basic Maintenance Service Set	Tools @ Height Starter Plus Set	Tools @ Height Starter Set	Mammoth Tool Set Only	Mammoth Tool Set with Metric Wrenches and sockets Only	Mammoth tool Set with Fractional Wrenches and Sockets Only
# of Pieces	407	225	116	73	49	27	1384	811	991
Master Sets with Tool Box Product Code	WSC-409-THTB	WSC-225-THTB	WSC-116-THTB				WSC-1390TB		
Tool Boxes for Master Sets	W40TC4	W26TC4	50950		BKT-250HLV	BKT-250HLV	W40TC4		
	W40RC7	W26RC7					W40RC7		
							W55TC10		
							W55RC11		
							50721		
						50855			
Page #	14	15	16	17	18	18	21	21	21
SAE/METRIC	SAE	SAE	SAE	SAE			Both	Metric	SAE
Chisels & Punches	24	13	7	3			27	27	27
Clamps	2						2	2	2
Electric Crimping Pliers							5	5	5
Electrical Specialty Tools									
Extractors									
Feeler Gauge									
Files					1	1	12	12	12
Gear Pullers							41	41	41
Hacksaw									
Hammers	12	7	4	2	1	1	16	16	16
Hand Sockets	128	73	27	13			417	198	219
Hex keys	24	9	1	1			85	85	85
Holesaw Sets							17	17	17
Impact Drive Tools	3						24	24	24
Impact Sockets	32	1					187	78	109
Knives							2	2	2
Miscellaneous Tools	15	14	6	5			23	23	23
Nutdrivers	7								
Pick up Tool/Mirror					1	1			
Pipe Specialty Tools									
Pipe Wrenches									
Pliers	15	10	8	5	5	5	63	63	63
Pliers- Electrical									
Pliers - Insulated									
Prybars							6	6	6
Ratchets, Drive Tools, and Accessories	25	17	10	5	12		58	58	58
Saws and Saw Blades							36	36	36
Scrapers							7	7	7
Screwdrivers	10	8	6	3	5	5	36	36	36
Screwdrivers - Insulated									
Snips							5	5	5
Tape Measure					1	1			
T- Handles									
Tools@Height ethers, Lanyards & Specialities	22	22	22	21	11	11			
Torque Wrenches							3	3	3
Utility Tools									
Wrenches	88	49	24	14	12	2	312	117	195





	WSC-960	WSC-960MM	WSC-960SAE	WSC-680	WSC-680MM	WSC-680SAE	WSC-595	WSC-352	WSC-317	WSC-277	WMSC-344
	Mega tool set Only	Mega Tool Set with Metric Wrenches and Sockets Only	Mega Tool Set with Fractional Wrenches and Socket Sets	Maxxum Tool Set Only	Maxxum Tool Set with Metric Wrenches and Sockets Only	Maxxum Tool set with Fractional Wrenches and Sockets Only	Monster Tool Set	Master Maintenance Service Set	Intermediate Technician's Tool Set	Advanced Maintenance Service Set Tools Only	Petroleum Oilfield Service Set
	956	557	804	677	410	538	595	350	306	275	274
	WSC-960TB			WSC-680TB			WSC-595TB	WSC-352TB	WSC-317TB	WSC-277TB	WMSC-344TB
	W55TC10			W55TC10			W55TC10	W40TC4	W40RC7	W40TC4	W40RC7
	W55RC11			W55RC11			W55RC11	W40RC7	W40TC4	W40RC7	W40TC4
	50721			50721							
	50855										
	23	23	23	25	25	25	27	28	29	30	31
	Both	Metric	SAE	Both	Metric	SAE	Both	SAE	Both	SAE	Both
	27	27	27	27	27	27	19	19	9	17	8
	2	2	2	2	2	2		2			
	3	3	3	3	3	3					
									9		
									1		
	12	12	12	11	11	11		6	4	6	
	25	25	25								
							2				
	16	16	16	15	15	15	10	7	4	3	2
	281	85	196	192	57	126	290	116	133	100	179
	59	69	69	51	51	51	44		22		
	9	9	9	12	12	12		4		2	
	135	36	99	87	29	51		38		16	
	3	3	3	2	2	2	1				
	24	24	24	23	23	23	30	3		8	
							19				
											1
	67	67	67	45	45	45	14	15	11	12	15
	4	4	4	6	6	6	2				3
	58	58	58	46	46	46	20	28	28	24	15
	26	26	26	13	13	13		8		8	
	6	6	6	2	2	2		1			1
	38	38	38	29	29	29	21	18	8	18	8
	3	3	3	3	3	3	3	4			
							1		1		
	2	2	2	2	2	2			2		
											8
	156	53	103	106	39	67	119	81	74	61	32



Master Sets with Tools Only Product Code	WSC-281	WSC-238	WSC-231	WSC-173	WSC-172	WSC-167	WMSC-142	WSC-137	
Description	Oilfield Tool Set	General Maintenance Set	Maintenance Tools Only	Intermediate Maintenance Service Tools Only	Heavy Maintenance Service Tools Only	Electrical Maintenance Service Set Tools Only	Petroleum Oilfield Service Set	Industrial Plumbing & Pipefitting Tool Set	
# of Pieces	263	236	218	171	170	166	141	136	
Master Sets with Tool Box Product Code	WSC-281TB	WSC-238TB	WSC-231TB	WSC-173TB	WSC-172TB	WSC-167TB	WMSC-142TB	WSC-137TB	
Tool Boxes for Master Sets	W40TC4	W26RC7	50871	W26TC4	W40RC7	W40RC7	W40RC7	W40RC7	
	W40RC7		50901	W26RC7					
Page #	32	33	34	35	36	37	38	38	
SAE/METRIC	Both	Both	SAE	SAE	SAE	SAE	Both	SAE	
Chisels & Punches	15	16	9	12	17			12	
Clamps	2		2		2			1	
Electric Crimping Pliers									
Electrical Specialty Tools						2			
Extractors									
Feeler Gauge					1				
Files			6	6					
Gear Pullers									
Hacksaw			1						
Hammers	4	2	1	1	6	3		3	
Hand Sockets	94	97	89	66	55	28	65		
Hex keys	22	17							
Holesaw Sets									
Impact Drive Tools									
Impact Sockets									
Knives									
Miscellaneous Tools	10			6		9		12	
Nutdrivers	7		7						
Pick up Tool/Mirror							2		
Pipe Specialty Tools	3							19	
Pipe Wrenches								4	
Pliers	14	10	6	5	8	8	10	8	
Pliers- Electrical						12			
Pliers - Insulated						5			
Prybars	2								
Ratchets, Drive Tools, and Accessories	22	18	27	16	17	7	11		
Saws and Saw Blades				1		32		32	
Scrapers	1		2						
Screwdrivers	8	21	21	15	10	14	12	9	
Screwdrivers - Insulated						11			
Snips	2		3						
Tape Measure									
T- Handles							10		
Tools@Height eters, Lanyards & Specialities									
Torque Wrenches	2								
Utility Tools									
Wrenches	55	55	44	43	54	35	31	36	











## 409 PIECE TOOLS@HEIGHT MASTER MAINTENANCE TOOL SET

Contains the following tools:

Product Category	Number of Pieces	Product Category	Number of Pieces
Adjustable & Miscellaneous Wrenches	17	Miscellaneous Tools	15
Combination, Box, & Open End Wrenches	71	Pliers	15
Hammers	12	Prybars, Punches & Chisels	24
Hand Sockets, Ratchets, & Accessories	155	Screwdrivers & Nut drivers	17
Hex Keys & Sockets	24	Tool Storage	2
Impact Sockets & Accessories	35	Tools@Height Tethers, Lanyards & Specialties	22

**Note: Complete set contents are listed in Appendix A**

### Set Configurations Available

Product Code	Description
WSC-409-THTB	Complete Tools@Height Master Maintenance Tool Set With Tool Boxes (409 Pieces Total)
WSC-409-TH	Complete Tools@Height Master Maintenance Tool Set Only (407 Pieces Total)

### Tool Boxes Included

Product Code	Description
W40TC4	40" Wide x 20" Deep 4 Drawer Top Chest
W40RC7	40" Wide x 20" Deep 7 Drawer Tool Cabinet

### Features

- The Tools@Height Master Maintenance set provides a great assortment of tools for all types of maintenance applications. All tools are designed to be used with our tethering and retention systems which maintain or enhance the tools' functionality when used at height or near critical assemblies. Safety right out of the box.
- Many applications - any industry where a dropped tool could harm personnel, damage machinery or cost production time.
  - High level uses - drilling derricks, wind turbines, cranes, buildings, bridges, masts, powerlines, hangars, scaffold builders
  - Low level uses - stop tools dropping onto flight hardware, into engines, machinery, food production lines, vats, mine shafts, even under water uses
- Set is available with foamed tool control drawers on a special order basis

Snap-on Industrial Brands' Tools@Height sets contain an assortment of pouches and lanyards designed for use with a suitable belt. An assortment of Comfort and Utility belts can be found on page 138. The full assortment of Tools@Height lanyards, tethers, and other accessories is on pages 132 through 139.

W40TC4



W40RC7



WSC-409-TH







## 225 PIECE TOOLS@HEIGHT INTERMEDIATE MAINTENANCE SERVICE SET

Contains the following tools:

Product Category	Number of Pieces	Product Category	Number of Pieces
Adjustable & Miscellaneous Wrenches	4	Miscellaneous Tools	14
Combination, Box, & Open End Wrenches	45	Pliers	10
Hammers	7	Prybars, Punches & Chisels	13
Hand Sockets, Ratchets, & Accessories	90	Screwdrivers & Nut drivers	8
Hex Keys & Sockets	9	Tool Storage	2
Impact Sockets & Accessories	1	Tools@Height Tethers, Lanyards, & Specialties	22

**Note: Complete set contents are listed in Appendix A**

### Set Configurations Available

Product Code	Description
WSC-225-THTB	Complete Tools@Height Intermediate Tool Set With Tool Boxes (225 Pieces Total)
WSC-225-TH	Complete Tools@Height Intermediate Tool Set Only (223 Pieces Total)

### Tool Boxes Included

Product Code	Description
W26TC4	26" Wide x 20" Deep 4 Drawer Top Chest
W26RC7	26" Wide x 20" Deep 7 Drawer Tool Cabinet

### Features

- The Tools@Height Intermediate Maintenance set provides a full complement of tools. All tools are designed to be used with our tethering and retention systems which maintain or enhance the tools' functionality when used at height or near critical assemblies. Safety right out of the box.
  - Many applications - any industry where a dropped tool could harm personnel, damage machinery or cost production time.
    - High level uses - drilling derricks, wind turbines, cranes, buildings, bridges, masts, powerlines, hangars, scaffold builders
    - Low level uses - stop tools dropping onto flight hardware, into engines, machinery, food production lines, vats, mine shafts, even under water uses
  - Set is available with foamed tool control drawers on a special order basis
- Snap-on Industrial Brands' Tools@Height sets contain an assortment of pouches and lanyards designed for use with a suitable belt. An assortment of Comfort and Utility belts can be found on page 138. The full assortment of Tools@Height lanyards, tethers, and other accessories is on pages 132 through 139.



WSC-225-TH





## 116 PIECE TOOLS@HEIGHT GENERAL MAINTENANCE SERVICE SET

Contains the following tools:

Product Category	Number of Pieces	Product Category	Number of Pieces
Adjustable & Miscellaneous Wrenches	2	Pliers	8
Combination, Box, & Open End Wrenches	22	Prybars, Punches & Chisels	7
Hammers	4	Screwdrivers & Nut drivers	6
Hand Sockets, Ratchets, & Accessories	37	Tool Storage	1
Hex Keys & Sockets	1	Tools@Height Tethers, Lanyards & Specialties	22
Miscellaneous Tools	6		

**Note: Complete set contents are listed in Appendix A Set Configurations Available**

Product Code	Description
WSC-116-THTB	Complete Tools@Height General Service Tool Set With Tool Box (116 Pieces Total)
WSC-116-TH	Complete Tools@Height General Service Tool Set Only (115 Pieces Total)

### Tool Boxes Included

Product Code	Description
50950	32" Wide x 19" Deep Job Site Box

### Features

- The Tools@Height General Maintenance Service set provides a solid complement of tools. All tools are designed to be used with our tethering and retention systems which maintain or enhance the tools' functionality when used at height or near critical assemblies. Safety right out of the box.
- Many applications - any industry where a dropped tool could harm personnel, damage machinery or cost production time.
  - High level uses - drilling derricks, wind turbines, cranes, buildings, bridges, masts, powerlines, hangars, scaffold builders
  - Low level uses - stop tools dropping onto flight hardware, into engines, machinery, food production lines, vats, mine shafts, even under water uses
- Set is available with foamed tool control drawers on a special order basis

Snap-on Industrial Brands' Tools@Height sets contain an assortment of pouches and lanyards designed for use with a suitable belt. An assortment of Comfort and Utility belts can be found on page 138. The full assortment of Tools@Height lanyards, tethers, and other accessories is on pages 132 through 139.



50950



WSC-116-TH







## 72 PIECE TOOLS@HEIGHT BASIC MAINTENANCE SERVICE SET

Contains the following tools:

Product Category	Number of Pieces
Adjustable & Miscellaneous Wrenches	1
Combination, Box, & Open End Wrenches	13
Hammers	2
Hand Sockets, Ratchets, & Accessories	18
Hex Keys & Sockets	1
Miscellaneous Tools	5
Pliers	5
Prybars, Punches & Chisels	3
Screwdrivers & Nut drivers	3
Tools@Height Tethers, Lanyards, & Specialties	21

**Note: Complete set contents are listed in Appendix A Set Configurations Available**

Product Code	Description
WSC-72-TH	Complete Tools@Height Basic Maintenance Tool Set in Safe Bucket

### Features

- Furnished in Safe Bucket for easy portability. Safety right out of the box.
- The Tools@Height Basic Maintenance set provides a good start to a Tools@Height tool program. All tools are designed to be used with our tethering and retention systems which maintain or enhance the tools' functionality when used at height or near critical assemblies.
- Many applications - any industry where a dropped tool could harm personnel, damage machinery or cost production time.
  - High level uses - drilling derricks, wind turbines, cranes, buildings, bridges, masts, powerlines, hangars, scaffold builders
  - Low level uses - stop tools dropping onto flight hardware, into engines, machinery, food production lines, vats, mine shafts, even under water uses

Snap-on Industrial Brands' Tools@Height sets contain an assortment of pouches and lanyards designed for use with a suitable belt. An assortment of Comfort and Utility belts can be found on page 138. The full assortment of Tools@Height lanyards, tethers, and other accessories is on pages 132 through 139.



WSC-72-TH





### 45 PIECE TOOL@HEIGHT STARTER PLUS SET

Contains the following tools:

Product Category	Number of Pieces
Adjustable Wrenches	2
Combination Wrenches	10
File	1
Hammer	1
Hand Sockets, Ratchets & Accessories	12
Pick up Tool	1
Pliers	5
Screwdriver	5
Tape Measure	1
Tools@Height Tethers, Lanyards & Specialties	11
Grand Total	49

**Note: Complete set contents are listed in Appendix A Set Configurations Available**

Product Code	Description
WSC-45-TH	Complete Tools@Height Starter Set in Safe Bucket

#### Features

- The ideal way to start a drop prevention program.
- Use where dropped tools can harm personnel, damage components, or cause down time.
- Excellent assortment of basic hand tools for most maintenance applications.
- Furnished in Safe Bucket for easy portability.



WSC-45-TH



### 27 PIECE TOOL@HEIGHT STARTER SET

Contains the following tools:

Product Category	Number of Pieces
Adjustable Wrenches	2
File	1
Hammer	1
Pick up Tool	1
Pliers	5
Screwdriver	5
Tape Measure	1
Tools@Height Tethers, Lanyards & Specialties	11

**Note: Complete set contents are listed in Appendix A Set Configurations Available**

Product Code	Description
WSC-27-TH	Complete Tools@Height Starter Set in Safe Bucket

#### Features

Ideal for general maintenance work in the factory or job site.

- All tools are designed to be used with our tethering and retention systems which maintain or enhance the tools' functionality when used at height or near critical assemblies.
- Includes tools and assortment of pouches and lanyards designed for use with a suitable belt.

Snap-on Industrial Brands' Tools@Height sets contain an assortment of pouches and lanyards designed for use with a suitable belt. An assortment of Comfort and Utility belts can be found on page 138. The full assortment of Tools@Height lanyards, tethers, and other accessories is on pages 132 through 139.



WSC-27-TH





## TRADE KITS

Bahco Trade sets provide a complete set of tools for basic maintenance, electricians, plumbers and general purpose. Each set contains tools needed to help you keep your equipment working and get your work done faster, easier and safer. Sets include tool storage necessary to organize your tools.

Product Code	Description
4750FB3-12TS4	35 Piece Large Electrician's Kit
3100TBTS4	24 Piece Plumbers Kit
4750PTB65TS4	18 Piece General Purpose Kit
4750-UP-1TS5	13 Piece Basic Maintenance Kit

### Features

- Set Details on page 546 & 547.
- Sets include industry specific tools for many applications.
- All sets supplied with tool storage to help you organize your tools effectively.



4750FB3-12TS4



3100TBTS4



4750PTB65TS4



4750-UP-1TS5





WSC-1390TB



Professional industrial cabinets W40RC7-W40TC4 are also included in WSC-1390TB



## 1,390 PIECE MAMMOTH TOOL SET

The largest tool set in the industry. Contains the following tools:

Product Category	Number of Pieces
Chisel and Punches	27
Clamps	2
Electrical Crimping Pliers	5
Files	12
Gear Pullers	41
Hammers	16
Hand Sockets	417
Hex Keys	85
Holesaw Set	17
Impact Drive Tools	24
Impact Sockets	187
Knives	2
Miscellaneous Tools	23
Pliers	63
Prybars	6
Ratchets, Drive Tools, and Accessories	58
Saws and Saw Blades	36
Scrapers	7
Screwdrivers	36
Snips	5
Tool Boxes	6
Torque Wrenches	3
Wrenches	312

**Note: Complete set contents are listed in Appendix A Set Configurations Available**

Product Code	Description
WSC-1390TB	Complete Mammoth Tool Set with Tool Boxes (1390 Pieces Total)
WSC-1390	Mammoth Tool Set Only (1384 Pieces)
WSC-1390SAE	Mammoth Tool Set with Fractional Wrenches and Sockets Only Tools Only - 991 Pieces (Not Pictured)
WSC-1390MM	Mammoth Tool Set with Metric Wrenches and Sockets Only Tools Only - 811 Pieces (Not Pictured)

### Tool Boxes Included

W40TC4	40" Wide x 20" Deep 4-Drawer Top Chest
W40RC7	40" Wide x 20" Deep 7-Drawer Roll Cabinet
W55TC10	55" Wide x 20" Deep 10-Drawer Top Chest
W55RC11	55" Wide x 20" Deep 11-Drawer Roll Cabinet
50721	3-Drawer Service Cart with Lid
50856	37" 1 Shelf Heavy Duty Tall Side Cabinet

### Features

- It's better to have it and not need it than need it and not have it - and with this tool set, you're almost certain to have what you need. This set contains the tools to handle almost any job your shop is likely to see, in both fractional and metric sizes. It includes a comprehensive assortment of sockets, ratchets, and accessories in 1/4", 3/8", 1/2", and 3/4" drive, for both hand and impact use. A full complement of wrenches in a number of styles helps you tackle increasingly complex maintenance tasks. A comprehensive assortment of screwdrivers, pliers, hammers, punches and chisels, is there when you need them, and specialty items such as gear pullers, saws, scrapers, and other tools for industrial maintenance mechanics and tradesmen round out this truly Mammoth tool set.
- You'll want to keep your tools safe and secure, and our industry-leading Mammoth Tool Set includes the storage cabinets necessary to do that. Two top-chest / roll-cabinet combinations are included, as well as a side cabinet and rolling three-drawer tool cart. A total of 35 drawers and over 75,000 cubic inches of storage capacity will help you organize your tools effectively. And the mobile tool cart helps bring your tools to the job, where you need them.
- Whatever the industry, this set will help you keep your equipment and assets working, helping you compete more effectively. Get your work done faster, easier, and safer with the Mammoth Tool Set from Snap-on Industrial Brands. All other tool sets are simply ordinary.





WSC-960TB



## 960 PIECE MEGA TOOL SET

**A comprehensive assortment. Contains the following tools:**

Product Category	Number of Pieces
Chisel and Punches	27
Clamps	2
Electrical Crimping Pliers	3
Files	12
Gear Pullers	25
Hammers	16
Hand Sockets	281
Hex Keys	59
Impact Sockets	135
Impact Drive Tools	9
Knives	3
Miscellaneous Tools	24
Pliers	67
Prybars	4
Ratchets, Drive Tools, and Accessories	58
Saws and Saw Blades	26
Scrapers	6
Screwdrivers	38
Snips	3
Tool Boxes	4
Torque Wrenches	2
Wrenches	156

**Note: Complete set contents are listed in Appendix A Set Configurations Available**

Product Code	Description
WSC-960TB	Complete Mega Tool Set with Tool Boxes (960 Pieces Total)
WSC-960	Mega Tool Set Only (956 Pieces)
WSC-960SAE	Mega Tool Set with Fractional Wrenches and Sockets Only Tools Only - 804 Pieces (Not Pictured)
WSC-960MM	Mega Tool Set with Metric Wrenches and Sockets Only Tools Only - 557 Pieces (Not Pictured)

### Tool Boxes Included

W55TC10	55" Wide x 20" Deep 10-Drawer Top Chest
W55RC11	55" Wide x 20" Deep 11-Drawer Roll Cabinet
50721	3-Drawer Service Cart with Lid
50856	37" 1 Shelf Heavy Duty Tall Side Cabinet

### Features

- The Mega Set contains a comprehensive assortment of tools, in both fractional and metric sizes. Includes an extensive assortment of sockets, ratchets, and accessories in 1/4", 3/8", 1/2", and 3/4" drive, for both hand and impact use. A full complement of wrenches in a number of styles helps you tackle increasingly complex maintenance tasks. Over 150 screwdrivers, pliers, hammers, punches and chisels, are included, and specialty items such as gear pullers, saws, scrapers, and other tools for industrial maintenance mechanics and tradesmen round out the Mega Set from Snap-on Industrial Brands.
- Mega Set includes the tool storage cabinets necessary to organize your tools. A top-chest / roll-cabinet combination is included, as well as a side cabinet and rolling three-drawer tool cart. A total of 26 drawers and over 45,000 cubic inches of storage capacity will help you store your tools effectively. The mobile tool cart helps bring your tools to the job, where you need them.
- Get your work done faster, easier, and safer with the Mega Tool Set from Snap-on Industrial Brands. All other tool sets are simply ordinary.





WSC-680TB



## 680 PIECE MAXXUM TOOL SET

### Contains the following tools:

Product Category	Number of Pieces
Chisel and Punches	27
Clamps	2
Electrical Crimping Pliers	3
Files	11
Hammers	15
Hand Sockets	192
Hex Keys	51
Impact Sockets	87
Impact Drive Tools	12
Knives	2
Miscellaneous Tools	23
Pliers	45
Prybars	6
Ratchets, Drive Tools, and Accessories	46
Saws and Saw Blades	13
Scrapers	2
Screwdrivers	29
Snips	3
Tool Boxes	3
Torque Wrenches	2
Wrenches	106

**Note: Complete set contents are listed in Appendix A**

### Set Configurations Available

Product Code	Description
WSC-680TB	Complete Maxxum Tool Set with Tool Boxes (680 Pieces Total)
WSC-680	Maxxum Tool Set Only (677 Pieces)
WSC-680SAE	Maxxum Tool Set with Fractional Wrenches and Sockets Only Tools Only - 538 Pieces (Not Pictured)
WSC-680MM	Maxxum Tool Set with Metric Wrenches and Sockets Only Tools Only - 410 Pieces (Not Pictured)


### Tool Boxes Included

W55TC10	55" Wide x 20" Deep 10-Drawer Top Chest
W55RC11	55" Wide x 20" Deep 11-Drawer Roll Cabinet
50721	3-Drawer Service Cart with Lid

### Features

- The Maxxum Set contains a full complement of tools, in both fractional and metric sizes. It includes an assortment of sockets, ratchets, and accessories in 1/4", 3/8", and 1/2" drive, for both hand and impact use. Hand wrenches in a number of styles helps you tackle increasingly complex maintenance tasks. Over 100 screwdrivers, pliers, hammers, punches and chisels, are included, and specialty items such as saws, scrapers, and other tools for industrial maintenance mechanics and tradesmen round out the Maxxum Set from Snap-on Industrial Brands.
- Maxxum includes the tool storage cabinets necessary to organize your tools. A top-chest / roll-cabinet combination is included, as well as a rolling three-drawer tool cart. A total of 26 drawers and over 35,000 cubic inches of storage capacity will help you store your tools effectively. The mobile tool cart helps bring your tools to the job, where you need them.
- Get your work done faster, easier, and safer with the Maxxum Tool Set from Snap-on Industrial Brands. All other tool sets are simply ordinary.





WSC-595TB



## 595 PIECE MONSTER TOOL SET

### Contains the following tools:

Product Category	Number of Pieces
Crowfoot Wrenches	65
Hacksaw Frame	2
Hammer	10
Hex Key	44
knives	1
Miscellaneous Tools	30
Nut drive	19
Pliers	14
Prybars	2
Punch & Chisels	19
Screwdriver	21
Snips	3
Sockets, Ratchets, Drive Tools and Accessories	310
Tape Measure	1
Wrenches	54

### Note: Complete set contents are listed in Appendix A Set Configurations Available

Product Code	Description
WSMSC-595TB	Complete Master Tool Set with Tool Boxes (597 Piece Total)
WSMSC-595	Master Tool Set Only (595 Pieces)

### Tool Boxes Included

W55TC10	55" Wide x 20" Deep 10 Drawer Top Chest
W55RC11	55" Wide x 20" Deep 11 Drawer Tool Cabinet

### Features

- The Monster Set contains a full complement of tools, in both fractional and metric sizes. It includes an assortment of sockets, ratchets, and accessories in 1/4", 3/8" and 1/2" drive.
- Hand wrenches in a number of styles helps you tackle increasingly complex maintenance tasks. Also included are screwdrivers, pliers, hammers, punches and chisels, are included, and specialty items such as hacksaws, tape measure, and other tools for industrial maintenance mechanics and tradesmen round out this Master set from Snap-on Industrial Brands.
- Includes the tool storage cabinets necessary to organize your tools. A top-chest /roll-cabinet combination is included.
- Get your work done faster, easier, and safer with this Master Tool Set from
- Snap-on Industrial Brands. All other tool sets are simply ordinary.



W40TC4



### 352 PIECE MASTER MAINTENANCE SERVICE SET

Contains the following tools:

Product Category	Number of Pieces
Chisel and Punches	19
Clamps	2
Files	6
Hammers	7
Hand Sockets	116
Impact Drive Tools	4
Impact Sockets	38
Miscellaneous Tools	3
Pliers	15
Ratchets, Drive Tools, and Accessories	28
Saws and Saw Blades	8
Scrapers	1
Screwdrivers	18
Snips	4
Tool Boxes	2
Wrenches	81

**Note: Complete set contents are listed in Appendix A**

#### Set Configurations Available

Product Code	Description
WSC-352TB	352 Piece Master Maintenance Service Set with Tool Boxes
WSC-352	Tool Set Only (350 Pieces)

#### Tool Boxes Included


W40TC4	40" Wide x 20" Deep 4-Drawer Top Chest
W40RC7	40" Wide x 20" Deep 7-Drawer Roll Cabinet

#### Features

- This set provides the tools necessary for most general service and repair applications. Included are a wide variety of fractional wrenches, hand and impact sockets, and popular 1/4", 3/8" and 1/2" drive ratchets and accessories. An assortment of professional industrial tools such as pliers, screwdrivers, hammers, punches, chisels, and other tools round out the offering.



W40RC7



WSC-352





## 308 PIECE INTERMEDIATE TECHNICIAN'S TOOL SET

Contains the following tools:

Product Category	Number of Pieces
Chisel and Punches	9
Extractor	9
Feeler Gauge	1
Files	4
Hammers	4
Hex Keys	22
Pliers	11
Ratchets, Drive Tools, and Accessories	28
Screwdrivers	8
Hand Sockets	133
Tape Measure	1
Torque Wrenches	2
Wrenches	74

**Note: Complete set contents are listed in appendix A**  
**Set Configurations Available**

Product Code	Description
WSC-317TB	308 Piece Tool Set with Tool Boxes
WSC-317	Tool Set Only (306 Pieces)

### Tool Boxes Included

W40RC7	40" 4 Drawer Professional Top Chest
W40TC4	40" 7 Drawer Professional Roll Cabinet

### Features

- This set provides the tools necessary for many general service and repair applications. Included are a variety of fractional wrenches, hand and impact sockets, and 1/4", 3/8" and 1/2" drive ratchets and accessories. An assortment of professional industrial tools such as pliers, screwdrivers, hammers, punches, chisels, and other tools round out the offering.



WSC-317





W40TC4

## 277 PIECE ADVANCED MAINTENANCE SERVICE SET

Contains the following tools:

Product Category	Number of Pieces
Chisel and Punches	17
Files	6
Hammers	3
Hand Sockets	100
Impact Drive Tools	2
Impact Sockets	16
Miscellaneous Tools	8
Pliers	12
Ratchets, Drive Tools, and Accessories	24
Saws and Saw Blades	8
Screwdrivers	18
Tool Boxes	2
Wrenches	61

**Note: Complete set contents are listed in Appendix A Set Configurations Available**

Product Code	Description
WSC-277TB	277 Piece Advanced Maintenance Service Set with Tool Boxes
WSC-277	Tool Set Only (275 Pieces)

### Tool Boxes Included

W40TC4	40" Wide x 20" Deep 4-Drawer Top Chest
W40RC7	40" Wide x 20" Deep 7-Drawer Roll Cabinet

### Features

- This set provides the tools necessary for many general service and repair applications. Included are a variety of fractional wrenches, hand and impact sockets, and 1/4", 3/8" and 1/2" drive ratchets and accessories. An assortment of professional industrial tools such as pliers, screwdrivers, hammers, punches, chisels, and other tools round out the offering.



W40RC7



WSC-277





## 274 PIECE PETROLEUM OIL FIELD SERVICE SET

Contains the following tools:

Product Category	Number of Pieces
Chisels & Punch	8
Haer	2
Pipe Wrenches	1
Pliers	15
Prybar	3
Ratchets, Drive Tools & Accessories	15
Scraper	1
Screwdrivers	8
Sockets	103
Utility Tools	8
Wrenches	32

**Note: Complete set contents are listed in Appendix A Set Configurations Available**

Product Code	Description
WMSC-344TB	274 Piece Petroleum Oilfield Service Set
WMSC-344	Tool Set Only (272 Pieces)

### Tool Boxes Included

W40RC7	40" 4 Drawer Professional Top Chest
W40TC4	40" 7 Drawer Professional Roll Cabinet

### Features

- The set provides the tools necessary for Petroleum Oil field general service and repair applications. Included are a wide variety of chisels, punches, haers, pliers, adjustable wrenches, pipe wrenches, 3/8" and 1/2" drive sockets, ratchets and accessories. Also includes is professional utility tools and scrapers.







## 265 PIECE OIL FIELD TOOL SET

Contains the following tools:

Product Category	Number of Pieces
C-Clamp	2
Chain Wrench	1
Hammer	4
Hex Key	22
Miscellaneous	9
Nut Drivers	7
Pipe Wrench	2
Pliers	14
Prybar	2
Puller	1
Punch & Chisels	15
Ratchets, Drive Tools and Accessories	22
Scraper	1
Screwdrivers	8
Snips	2
Sockets	94
Torque Wrench	2
Wrenches	55

**Note: Complete set contents are listed in Appendix A Set Configurations Available**

Product Code	Description
WSC-281TB	Complete Oilfield Tool Set with Tool Boxes (265 Piece Total)
WSC-281	Oilfield Tool set only (263 Pieces)

### Tool Boxes Included

W40TC4	40" Wide x 20" Deep 4 Drawer Top Chest
W40RC7	40" Wide x 20" Deep 7 Drawer Tool Cabinet

### Features

- The set provides the tools necessary for Oilfield general service and repair applications. Included are a wide variety of pliers, box wrenches, combination wrenches, flare wrenches, 1/4", 3/8" and 1/2" drive sockets, ratchets and accessories. Also included is c-clamps, chain wrench and other tools.

W40TC4



W40RC7



WSC-281





## 238 PIECE GENERAL MAINTENANCE SET

Contains the following tools:

Product Category	Number of Pieces
Hammer	2
Hex Key	17
Pliers	10
Punch & Chisels	16
Ratchet, Drive Tools and Accessories	18
Screwdriver	21
Sockets	97
Wrenches	55

**Note: Complete set contents are listed in Appendix A**  
**Set Configurations Available**


Product Code	Description
WSC-238TB	Complete General Maintenance with Tool Boxes (238 Piece Total)
WSC-238	General Maintenance Tool set only (236 Pieces)

### Tool Boxes Included

W26TC4	26" Wide x 20" Deep 4 Drawer Top Chest
W26RC7	26" Wide x 20" Deep 7 Drawer Tool Cabinet

### Features

- The set provides the tools necessary for many general service and repair applications. Included are a wide variety of pliers, box wrenches, hex keys, flare wrenches, 1/4", 3/8" and 1/2" drive sockets, ratchets and accessories. Also included is punch, chisels, hammers and other tools.



WSC-281





## 220 PIECE MAINTENANCE TOOL SET

Contains the following tools:

Product Category	Number of Pieces
C-Clamps	2
Chisels & Punches	9
Hammers	1
Files	6
Hacksaws	1
Nutdrivers	7
Pliers	6
Ratchet, Drive Tools & Accessories	27
Scrapers	2
Screwdrivers & Bits	21
Snips	3
Sockets	91
Wrenches	44

**Note: Complete set contents are listed in appendix A Set Configurations Available**


Product Code	Description
WSC-231TB	220 Piece Maintenance Tool Set
WSC-231	Tool Set Only (218 Pieces)

### Tool Boxes Included

50871	27" 10 Drawer Heavy Duty Roller Bearing Top Chest
50901	27" 8 Drawer Heavy Duty Roller Bearing Roll Cabinet

### Features

- This set provides the tools necessary for most general service and repair applications. Included are a wide variety of adjustable wrenches, locking pliers, screwdrivers, hammers and 1/4", 3/8" and 1/2" drive ratchets and accessories. An assortment of professional industrial tools such as punches, chisels and pliers are also included.



WSC-231





## 173 PIECE INTERMEDIATE MAINTENANCE SET

Contains the following tools:

Product Category	Number of Pieces
Chisel and Punches	12
Files	6
Hammers	1
Hand Sockets	66
Miscellaneous Tools	6
Pliers	5
Ratchets, Drive Tools, and Accessories	16
Saws and Saw Blades	1
Screwdrivers	15
Tool Boxes	2
Wrenches	43

**Note: Complete set contents are listed in Appendix A**

### Set Configurations Available

Product Code	Description
WSC-173TB	173 Piece Intermediate Maintenance Service Set with Tool Boxes
WSC-173	Tool Set Only (171 Pieces)

### Tool Boxes Included

W26TC4	26" Wide x 20" Deep 4-Drawer Top Chest
W26RC7	26" Wide x 20" Deep 7-Drawer Roll Cabinet

### Features

- This set provides the tools necessary for many general service and repair applications. Included are a variety of fractional wrenches, hand sockets, and 1/4", 3/8" and 1/2" drive ratchets and accessories. An assortment of professional industrial tools such as punches, chisels, and pliers is also included.



WSC-173





## 171 PIECE HEAVY MAINTENANCE SERVICE SET

Contains the following tools:

Product Category	Number of Pieces
Chisel and Punches	17
Clamps	2
Feeler Gauge Set	1
Hammers	6
Hand Sockets	55
Pliers	8
Ratchets, Drive Tools, and Accessories	17
Screwdrivers	10
Tool Box	1
Wrenches	54

**Note: Complete set contents are listed in Appendix A Set Configurations Available**

Product Code	Description
WSC-172TB	171 Piece Heavy Maintenance Service Set with Tool Box
WSC-172	Tool Set Only (170 Pieces)

### Tool Box Included

W40RC7	40" Wide x 20" Deep 7-Drawer Roll Cabinet
--------	---



### Features

- Designed for the shop that performs maintenance on heavy equipment, this set emphasizes larger tools, including combination wrenches up to 2" and sockets up to 1-3/4". Ratchets, drive tools, and fractional sockets in 3/8", 1/2" and 3/4" drive are included, as well as a complement of screwdrivers, pliers, chisels, punches, hammers, and other common tools. If you need a basic assortment of beefy tools, this is the set for you.



WSC-172





## 167 PIECE ELECTRICAL MAINTENANCE SERVICE SET

Contains the following tools:

Product Category	Number of Pieces
Electrical Specialty Tools	2
Hammers	3
Hand Sockets	28
Miscellaneous Tools	9
Pliers	8
Pliers - Electrical	12
Pliers - Insulated	5
Ratchets, Drive Tools, and Accessories	7
Saws and Saw Blades	32
Screwdrivers	14
Screwdrivers - Insulated	11
Tool Box	1
Wrenches	35

**Note: Complete set contents are listed in Appendix A**  
**Set Configurations Available**

Product Code	Description
WSC-167TB	167 Piece Electrical Maintenance Service Set with Tool Box
WSC-167	Tool Set Only (166 Pieces)

### Tool Box Included

W40RC7	40" Wide x 20" Deep 7-Drawer Roll Cabinet
--------	---

### Features

- Designed to satisfy electrical maintenance tool requirements, this set has both the standard hand tools and special tools needed to accomplish a wide variety of electrical maintenance and installation. Start with 1/4" and 3/8" drive sockets and accessories, hammers, and hand wrenches, and add the special items needed for electrical work:
- Insulated and non-insulated pliers and screwdrivers.
- A electrician's holesaw set and a 10-pack of assorted recip blades.
- A comprehensive assortment of electrical strippers / crimpers / cutters.
- Drywall, hacksaw, and toolbox saws.
- And a full-size roll cabinet to organize, store, and move your tool set. Unique in the industry, this set will help you get those critical electrical maintenance tasks done quickly, efficiently, professionally, and safely.



W40RC7



WSC-167





### 142 PIECE PETROLEUM OIL FIELD SERVICE SET

Contains the following tools:

Product Category	Number of Pieces	Product Category	Number of Pieces
Pick up Tool/Mirror	2	Screwdrivers	12
Pliers	10	Sockets	68
Ratchet, Drive Tools & Accessories	11	T-Handles	10
		Wrenches	31

Note: Complete set contents are listed in Appendix A  
Set Configurations Available

Product Code	Description
WMSC-142TB	142 Piece Petroleum Oilfield Service Set
WMSC-142	Tool Set Only (141 Pieces)

#### Tool Boxes Included

W40RC7	40" Wide x 20" Deep 7 Drawer Roll Cabinet
--------	---

#### Features

- The set provides the tools necessary for Petroleum Oilfield general service and repair applications. Included are a wide variety of pliers, adjustable wrenches, combination wrenches, ratcheting combination wrenches, 1/4" and 3/8" drive sockets, ratchets and accessories. Also includes is professional pick up tools and mirror.



### 137 PIECE INDUSTRIAL PLUMBING & PIPEFITTING TOOL SET

Contains the following tools:

Product Category	Number of Pieces
Chisel and Punches	12
Clamps	1
Hammers	3
Miscellaneous Tools	12
Pipe Specialty Tools	19
Pliers	8
Screwdrivers	9
Tool Box	1
Wrenches	36
Pipe Wrenches	4
Saws and Blades	32

Note: Complete set contents are listed in Appendix A  
Set Configurations Available

Product Code	Description
WSC-137TB	137 Piece Industrial Plumbing and Pipefitting Tool Set with Tool Box
WSC-137	Tool Set Only (136 Pieces)

#### Tool Box Included

W40RC7	40" Wide x 20" Deep 7-Drawer Roll Cabinet
--------	---

#### Features

- This set is geared specifically for industrial plumbers and pipefitters. It includes an assortment of basic hand tools such as wrenches, pliers, hammers, and screwdrivers. What really makes this set special is the assortment of everyday and specialized plumbing and pipefitting tools included:
  - 4 pipe wrenches from 12" through 42" length handle pipe sizes through 5" OD.
  - A pair of Williams' famous FJ-20 flange jacks.
  - 3 sets of our unique, professional pipe nipple removal/inserting tools covering 1/8" NPT through 1-1/4" NPT pipe sizes.
  - Tube cutters and flaring tools.
  - Ratcheting valve and flare nut wrenches.
  - A toolbox saw, drywall saw, and hacksaw and blades.
  - 2 utility knives and a pack of blades.
  - A plumber's holesaw set and a 10-pack of assorted recip blades.
  - And a full-size roll cabinet to organize, store, and move your tool set. Unique in the industry, this set will help you get those critical pipefitting and plumbing tasks done quickly, efficiently, professionally, and safely.



W40RC7



WMSC-142



W40RC7



WSC-137





## 130 PIECE MAINTENANCE TOOL SET

Contains the following tools:

Product Category	Number of Pieces
Chisels & Punches	1
Hammers	2
Hex Key Set	13
Pliers	10
Ratchet, Drive Tools & Accessories	21
Screwdrivers & Bits	21
Sockets	40
Wrenches	20

**Note: Complete set contents are listed in appendix A Set Configurations Available**

Product Code	Description
WSC-130TB	130 Piece Maintenance Tool Set
WSC-130	Tool Set Only (129 Pieces)

### Tool Boxes Included

50721	3 Drawer Service Cart with Lid
-------	--------------------------------

### Features

- This set provides the tools necessary for most general service and repair applications. Included are a wide variety of adjustable wrenches, locking pliers, screwdrivers, hammers and 1/4", 3/8" and 1/2" drive ratchets and accessories. An assortment of professional industrial tools such as punches, chisels and pliers are also included.



50721



WSC-130





### 102 PIECE OILFIELD SERVICE SET

Contains the following tools:

Product Category	Number of Pieces
Chisels & Punch	8
Haer	1
Hex Keys	13
Pliers	5
Ratchets, Drive Tools & Accessories	9
Screwdrivers	8
Sockets	35
Utility Tools	4
Wrenches	19

Note: Complete set contents are listed in Appendix A Set Configurations Available

Product Code	Description
MSOS-102TB	102 Piece Oilfield Service Set
MSOS-102	Tool Set Only (101 Pieces)

#### Tool Boxes Included

W26RC7	26" Wide x 20" Deep 7 Drawer Roll Cabinet
--------	---

#### Features

- The set provides the tools necessary for Oilfield general service and repair applications. Included are a wide variety of chisels, punches, haers, pliers, wrenches 3/8" and 1/2" drive sockets, ratchets and accessories. Also includes professional utility tools.



W26RC7



MSOS-102TB



### 102 PIECE BASIC MACHINE REPAIR SET

Contains the following tools:

Product Category	Number of Pieces
Chisel and Punches	7
Feeler Gauge Set	1
Hammers	4
Hand Sockets	38
Pliers	6
Ratchets, Drive Tools, and Accessories	5
Screwdrivers	5
Tool Box	1
Wrenches	35

Note: Complete set contents are listed in Appendix A Set Configurations Available

Product Code	Description
WSC-102TB	102 Piece Basic Machine Repair Set with Tool Box
WSC-102	Tool Set Only (101 Pieces)

#### Tool Box Included

W26RC7	26" Wide x 20" Deep 7-Drawer Roll Cabinet
--------	---

#### Features

- Designed for the shop that requires a basic tool set for machine repair, this set includes the popular sizes in 1/4" and 1/2" drive sockets, an assortment of wrenches, and the most commonly used pliers, screwdrivers, and hammers.



W26RC7



WSC-102





50721



WSC-95



W26RC7



WSC-88



## 95 PIECE BASIC ELECTRICAL REPAIR SET

Contains the following tools:

Product Category	Number of Pieces
Hammers	1
Hand Sockets	22
Pliers	5
Pliers - Electrical	4
Pliers - Insulated	4
Ratchets, Drive Tools, and Accessories	7
Screwdrivers	13
Screwdrivers - Insulated	10
Tool Box	1
Wrenches	28

Note: Complete set contents are listed in appendix A  
Set Configurations Available

Product Code	Description
WSC-95TB	95 Piece Electrical Repair Set with Tool Box
WSC-95	Tool Set Only (94 Pieces)

### Tool Box Included

50721	3-Drawer Service Cart with Lid
-------	--------------------------------

### Features

- Designed to satisfy electrical maintenance tool requirements, this set has both the standard hand tools and special tools needed to accomplish a wide variety of electrical maintenance and installation. Start with 1/4" and 3/8" drive sockets and accessories.
- Insulated and non-insulated pliers and screwdrivers.
- A electrician's holesaw set and a 10-pack of assorted recip blades.
- A comprehensive assortment of electrical strippers / crimpers / cutters.
- Drywall, hacksaw, and toolbox saws.
- And a 3-drawer roll cart helps organize, store, and move your tool set. Unique in the industry, this set will help you get those critical electrical maintenance tasks done quickly, efficiently, professionally, and safely.



## 88 PIECE GENERAL INDUSTRIAL REPAIR SET

Contains the following tools:

Product Category	Number of Pieces
Clamp	1
Feeler Gauge Set	1
Hand Sockets	28
Pliers	4
Ratchets, Drive Tools, and Accessories	7
Screwdrivers	8
Tool Box	1
Wrenches	32

Note: Complete set contents are listed in appendix A  
Set Configurations Available

Product Code	Description
WSC-88TB	88 Piece General Industrial Repair Set with Tool Box
WSC-88	Tool Set Only (87 Pieces)

### Tool Box Included

W26RC7	26" Wide x 20" Deep 7-Drawer Roll Cabinet
--------	---

### Features

- Designed for the shop that requires a basic industrial tool set, this set includes the popular sizes in 3/8" and 1/2" drive sockets, an assortment of wrenches, and the most commonly used pliers and screwdrivers.





### 80 PIECE GENERAL SERVICE SET

Contains the following tools:

Product Category	Number of Pieces
Chisel and Punches	8
Feeler Gauge Set	1
Hammer	1
Hand Sockets	24
Pliers	6
Ratchets, Drive Tools, and Accessories	16
Screwdrivers	6
Tool Box	1
Wrenches	17

**Note: Complete set contents are listed in appendix A Set Configurations Available**

Product Code	Description
WSC-80TB	80 Piece General Service Set with Tool Box
WSC-80	Tool Set Only (79 Pieces)

#### Tool Box Included

50721	3-Drawer Service Cart with Lid
-------	--------------------------------

#### Features

- Designed for the shop that requires a general service set. This set includes 3/8" and 1/2" drive sockets, assortments of pliers and screwdrivers



50721



WSC-80



### 41 PIECE BASIC SERVICE SET

Contains the following tools:

Product Category	Number of Pieces
Chisel and Punches	3
Hammer	1
Hand Sockets	14
Pliers	3
Ratchets, Drive Tools, and Accessories	5
Screwdrivers	3
Tool Box	1
Wrenches	11

**Note: Complete set contents are listed in appendix A Set Configurations Available**

Product Code	Description
WSC-41TB	41 Piece Basic Service Set with Tool Box
WSC-41	Tool Set Only (40 Pieces)

#### Tool Box Included

50721	3-Drawer Service Cart with Lid
-------	--------------------------------

#### Features

- Designed for the shop that requires a basic industrial tool set, this set includes the popular sizes in 3/8" drive sockets, an assortment of wrenches, and commonly used pliers and screwdrivers.



50721



WSC-41





W40RC7

## 225 PIECE METRIC MAINTENANCE SERVICE SET

Contains the following tools:

Product Category	Number of Pieces
Chisel and Punches	18
Hammers	6
Hand Sockets	120
Pliers	10
Ratchets, Drive Tools, and Accessories	8
Screwdrivers	15
Tool Box	1
Torque Wrench	1
Wrenches	46

**Note: Complete set contents are listed in Appendix A Set Configurations Available**

Product Code	Description
MSC-225TB	225 Piece Heavy Maintenance Service Set with Tool Box
MSC-225	Tool Set Only (224 Pieces)

### Tool Box Included

W40RC7	40" Wide x 20" Deep 7-Drawer Roll Cabinet
--------	---

### Features

- Designed for the shop that requires metric tools for maintenance. 1/4", 3/8" and 1/2" drive tools are included, as well as a full assortment of wrenches, pliers, screwdrivers, and other commonly used hand tools.



MSC-225





## 118 PIECE METRIC HEAVY EQUIPMENT SERVICE SET

Contains the following tools:

Product Category	Number of Pieces
Chisel, Punches, and Prybars	7
Hammers	3
Hand Sockets	42
Pliers	4
Ratchets, Drive Tools, and Accessories	12
Screwdrivers	10
Tool Box	1
Wrenches	39

**Note: Complete set contents are listed in Appendix A Set Configurations Available**

Product Code	Description
MSC-118TB	118 Piece Metric Heavy Equipment Service Set with Tool Box
MSC-118	Tool Set Only (117 Pieces)

### Tool Box Included

W40RC7	40" Wide x 20" Deep 7-Drawer Roll Cabinet
--------	---

### Features

- Designed for the shop that requires metric tools for maintenance of heavy equipment. 3/8", 1/2" and 3/4" drive tools are included, as well as a basic assortment of wrenches, pliers, screwdrivers, and other commonly used hand tools.



W40RC7



MSC-118



# TOOL STORAGE

With incredible breadth and depth of tool storage configurations and rock solid construction, Williams leads the way. You get organization solutions that can endure even the harshest conditions. Whether you are on the move or need tools at point of use, we have a way to keep you organized.

<b>Modular Industrial Storage</b>	<b>50</b>
<b>Keyless Tool Control</b>	<b>58</b>
<b>Visual Control Cabinet</b>	<b>59</b>
<b>Professional Series</b>	<b>60</b>
<b>Heavy Industrial Series</b>	<b>64</b>
<b>Commercial Series</b>	<b>68</b>
<b>Service Carts</b>	<b>74</b>
<b>Job Site Boxes</b>	<b>75</b>
<b>Hand Carry</b>	<b>77</b>
<b>Tools Belts and Pouches</b>	<b>82</b>

Series		Professional - Pages 58 thru 63					
<b>Nominal Size (Inches)</b>		Bulk Storage Cage	Visual Control Cabinets	55	55 Bulk Storage	40	26
<b>Product Codes</b>	Chest			W55TC10		W40TC4	W26TC4
	Roll Cabinet		WTC496SR WTC346SR WTC496SY WTC346SY	W55RC11	W55RC5BS	W40RC7	W26TRC7
	Keyless Entry			WTC55RC11		WTC40TC7	WTC26RC7
	Cart/Metal Peg Board		WTC496CARTR WTC496CARTY WTC496PEG WTC346PEG				
	Locker						
	Side Cabinet						
	Cage	WBSC2460C WBSC2460S					
<b>Capacity (cu. in.)</b>	Top Chest			21,283		9,746	6,180
	Roll Cabinet			25,000	25,000	15,253	9,374
	Locker						
	Side Cabinet						
<b>Top Chest Dimensions</b>	Overall Width, Inches			55		40	26
	Depth, Inches			24		19	19
	Height, Inches			28		19	19
<b>Roll Cabinet Dimensions</b>	Overall Width, Inches			55	55	40	26
	Depth, Inches			24	24	19	19
	Height, Inches			39	39	37	37
<b>Number of Drawers</b>	Top Chest			10		4	4
	Roll Cabinet			11	5	7	7
<b>Colors Available</b>	Red		•	•	•	•	•
	Black			•		•	•
	Blue			•		•	•
	Orange						
	Yellow		•	•			
<b>Hardwood Top</b>	Roll Cabinet						
<b>Heavy Duty Casters</b>	Rigid						
	Swivel						
<b>Medium Duty Casters</b>	Rigid						
	Swivel						
<b>Replacement Locks and Keys</b>	Top Chest					50974 - Key Only	
	Roll Cabinet					50975 - Lock Only	













[snaon.com/industrialbrands](http://snaon.com/industrialbrands)







# AT-A-GLANCE

TOOL STORAGE

Heavy-Industrial - Pages 64 thru 67					Commercial - Pages 68 thru 73						
											
73	54	42	35	27	75	54	54	42	42	27	27
		50860	50881	50880		50861		50865	50778	50872	50873
50990	50885	50890	50887	50888	50992	50891	50866	50895	50748	50902	50903
			50856	50856			50856	50856		50856	50856
		13,798	9,041	7,217		12,537		9,205	15,675	5,980	6,571
29,477	25,304	21,051	14,230	9,177	38,598	18,781	20,484	14,623	20,321	10,354	10,354
								8,200, 3,921			
	53	41	35	26		54		42	41	27	27
	24	24	18	18		18		18	23	18	18
	27	22	22	42		22		19	20	18	19
73	53	41	35	27	75	56	53	44	41	29	29
24	24	24	18	18	24	41	18	18	24	18	18
43	43	42	42	42	44	18	42	43	43	36	36
		4	5	5		9		6	8	4	5
21	12	5	4	6	17	13		14	10	5	7
•	•	•	•	•	•	•	•	•	•	•	•
•	•	•	•	•	•	•	•	•	•	•	•
•	•	•	•	•	•	•	•	•	•	•	•
	•										
50938	50938	50936	50936	50936				50834	50834	50834	50834
50939	50939	50937	50937	50937				50935	50935	50935	50935
		50962	50962	50962		50962		50962	50962	50962	50962
50969	50962	50962	50962	50962	50969	50962	50962	50962	50962	50962	50962

Series		Plastic and Canvas Hand Carry Boxes Pages 79 thru 81									
		 <p>Plastic Tool Boxes</p>			 <p>Canvas Hand Carry Bags</p>						
<b>Nominal Size (Inches)</b>		4750PTB50	4750PTB60	4750PTW47	4750FB4-18	4750FB2W-24A	4750FB1-19A	4750FB1-19B	4750FB2-19A	4750FB2-24A	4750FB3-12
<b>Product Codes</b>	Chest										
	Roll Cabinet										
	Keyless Entry										
	Cart/Metal Peg Board										
	Locker										
	Side Cabinet										
<b>Capacity (cu. in.)</b>	Top Chest										
	Roll Cabinet										
	Locker										
	Side Cabinet										
<b>Top Chest Dimensions</b>	Overall Width, Inches	19	23	24	17	26	18	18	19	24	11
	Depth, Inches	10	11	11	6	12	9	9	9	10	7
	Height, Inches	11	12	18	13	15	14	14	14	15	11
<b>Roll Cabinet Dimensions</b>	Overall Width, Inches										
	Depth, Inches										
	Height, Inches										
<b>Number of Drawers</b>	Top Chest										
	Roll Cabinet										
<b>Colors Available</b>	Red										
	Black										
	Blue										
	Orange										
	Yellow										
<b>Hardwood Top</b>	Roll Cabinet										
<b>Heavy Duty Casters</b>	Rigid										
	Swivel										
<b>Medium Duty Casters</b>	Rigid										
	Swivel										
<b>Replacement Locks and Keys</b>	Top Chest										
	Roll Cabinet										

[snaon.com/industrialbrands](http://snaon.com/industrialbrands)







## MODULAR INDUSTRIAL STORAGE

### Tough Storage. Flexible Solutions.

The Williams® Modular Industrial Storage Program is designed, engineered and built specifically for industrial settings, processes, and systems. Heavy-duty steel construction, innovative safety and security features, and workplace-specific configurations provide for customizable, scalable storage that meets even the most complex needs.



### CHOOSE FROM SIX CABINET HEIGHTS

The Williams® Modular Industrial Storage Program features a large selection of cabinet housings to meet any demand. Choose from six heights to accommodate your company's personnel and space.



30" Desk Height



Model 600

33 1/2" Bench Height



Model 700

37" Bench Height



Model 800

### CHOOSE FROM FIVE CABINET WIDTHS

Cabinets are available in five different widths. Choose widths to accommodate your specific storage needs. All cabinets are 27 3/4" deep.

#### Color Options

	Dark Blue
	Red
	Black



### NARROW-WIDE 23" WIDE CABINETS

Narrow-Wide (NW) cabinets are available in all cabinet heights. Recommended where space is limited, these cabinets make excellent work station pedestals or mobile cabinets. NW drawers will accommodate items up to 18".



### STANDARD-WIDE 29 1/4" WIDE CABINETS

Standard-Wide (SW) cabinets are available in all cabinet heights. Recommended for most applications and provides the fastest pick-rates. SW drawers will accommodate items up to 24 1/2".

To configure your storage solution, contact your Snap-on Industrial Brands Account Manager or call the Snap-on Industrial Brands Customer Service Center 1-800-446-7404. To learn more, go to [www.modularindustrialstorage.com](http://www.modularindustrialstorage.com).





**MODULAR INDUSTRIAL STORAGE**



**TOOL STORAGE**

**MODULAR INDUSTRIAL STORAGE**

**41 1/4"**  
**Counter Height**  
**Seated**



**Model 900**

**45 1/4"**  
**Counter Height**  
**Standing**



**Model 1000**

**59"**  
**Eye Level**



**Model 1360**




**STANDARD-WIDE PLUS**  
**32 1/2" WIDE CABINETS**

Standard-Wide PLUS (SWP) cabinets are available in all cabinet heights. Recommended for most applications and provides the fastest pick-rates. SWP drawers will accommodate items up to 28".



**EXTRA-WIDE PLUS**  
**46" WIDE CABINETS**

Extra-Wide PLUS (EWP) cabinets are available in all cabinet heights. Recommended where parts or tools exceed 39". EW drawers will accommodate items up to 42".



**DOUBLE-WIDE 58 1/4" WIDE CABINETS**

Double-Wide (DW) cabinets are available in all cabinet heights. Recommended for storage of extra-long items. DW drawers will accommodate items up to 53 1/2" wide.



Scan this code or go to [www.modularindustrialstorage.com](http://www.modularindustrialstorage.com) to learn more



## MODULAR INDUSTRIAL STORAGE

### EVERY CABINET FEATURES SUPERIOR DESIGN AND CONSTRUCTION—INSIDE AND OUT



TOOL STORAGE

MODULAR INDUSTRIAL STORAGE



#### Features

Fully MIG Welded and surface ground on all eight corners, creating a cabinet that looks as good as it performs

Heavy duty 11ga plug-in guide rail allows for quick adjustment to accept different drawer sizes and combinations

Heavy duty 11ga carriage with six ball bearing rollers and four steel rollers ensures smooth operation of every drawer, even when loaded to the 400 lb. capacity


Full height sidewalls provide maximum cubic storage capacity, while reducing item spillover into adjacent compartments

Full Width 45 degree angle aluminum handles for easy identification of contents

Standard full length forklift base provides a safe platform for installing cabinets or for moving them when reconfiguring workspace. The removable kick panel combines enhanced safety with a clean look. (11ga fully welded optional pallet truck base available)



**22%**  
more  
storage



Supports up to  
**400 lbs.**  
per drawer

#### SWP PLUS SERIES – 32-1/2" WIDE

The innovative SWP (standard wide plus) cabinet is an exclusive, providing up to 22% more storage than our SW (standard wide) cabinets or competitors' products.

#### 100% VIEW DRAWER EXTENSION

Full visibility and access to drawer contents, regardless of size, is made possible by the double roller tracks that allow for 100% drawer extension. Six high-quality steel ball bearings and four roller bearings assure smooth operation and will support loads of up to 400 pounds per drawer.







## MODULAR INDUSTRIAL STORAGE

### HANDLES AND DRAWERS BUILT TO INCREASE SAFETY AND CONVENIENCE

#### FULL-WIDTH ALUMINUM HANDLES WITH SAFETY OVERLAP AND 45 DEGREE ANGLE

The innovative handle design overlaps the drawer, helping to prevent injury by eliminating sharp edges and softening pinch points. The angled design allows the outside drawer handle label to be aligned with the interior compartments and storage rows for better inventory control.

#### RIVETED DRAWER FRONTS AND HANDLES

Stainless steel rivets provide 650 lbs. of shear strength per rivet for outstanding durability. A minimum of 4 rivets are used to fasten the drawer front to the body and the drawer pull to the drawer front, creating a stronger bond than screws can.

#### GRAY INTERIOR DRAWERS

The neutral gray interior lets you see the contents more easily since it refracts the most light to the user.

#### 17 UNIQUE DRAWER SIZES/DEPTHS

Drawer Heights in 20mm Increments

	Drawer Model Point Value	Drawer Front Height	Drawer Inside Usable Height	Drawer Side Wall Height
1	80	3"	2 1/8"	2"
2	100	3 7/8"	3"	3"
3	120	4 3/4"	3 7/8"	3 7/8"
4	140	5 1/2"	4 3/4"	3 7/8"
5	160	6 1/8"	5 1/2"	3 7/8"
6	180	7"	6 1/8"	6"
7	200	7 3/4"	7"	6"
8	220	8 1/2"	7 3/4"	6"
9	240	9 1/4"	8 1/2"	8 1/2"
10	260	10 1/8"	9 1/4"	8 1/2"
11	280	11"	10 1/8"	8 1/2"
12	300	11 3/4"	11"	10 7/8"
13	320	12 1/2"	11 3/4"	10 7/8"
14	340	13 1/4"	12 3/8"	10 7/8"
15	360	14 1/4"	13 1/4"	10 7/8"
16	380	14 7/8"	14"	10 7/8"
17	400	15 1/2"	14 3/4"	10 7/8"

Taller drawers are available. Call your Snap-on Industrial Account Manager for assistance.

Drawer Capacity: 400-lbs UDL @ 100% extension



**Safety First**  
handle overlap protects from sharp edges



#### HUMAN-ENGINEERED DRAWERS - SQUARE DESIGN

The 24-1/2" square SW drawer was ergonomically designed to accommodate the reach of the average person from either the front or the side, increasing picking productivity. Picking stock or retrieving parts from the side keeps aisles clear for increased efficiency and productivity.

To configure your storage solution, contact your Snap-on Industrial Brands Account Manager or call the Snap-on Industrial Brands Customer Service Center 1-800-446-7404. To learn more, go to [www.modularindustrialstorage.com](http://www.modularindustrialstorage.com).

TOOL STORAGE

MODULAR INDUSTRIAL STORAGE



## MODULAR INDUSTRIAL STORAGE

### DRAWER ACCESSORIES MAXIMIZE STORAGE SPACE

#### GROOVED PLASTIC TRAYS AND SMALL PARTS CONTAINERS

Drawers are easily configured to perfectly match a wide variety of storage needs, from small parts such as fasteners and connectors, to delicate measuring equipment, cutting tools and electronic parts. Small parts containers and grooved plastic trays create custom layouts and drawer interiors to meet your specific needs.



## MAXIMUM storage in MINIMUM space!

TOOL STORAGE

MODULAR INDUSTRIAL STORAGE




#### DRAWER LINERS

Anti-slip drawer liners provide cushioning and abrasion protection for the drawer.




#### GROOVED PLASTIC TRAYS

Available in 3 sizes and designed to protect side-sensitive tooling.




#### PLASTIC BINS – A SERIES

Modular design made of tough plastic with a usable height of 2". Choose from two sizes.



#### PLASTIC BINS – N SERIES

Modular design made of tough plastic with a usable height of 2".



#### LABEL HOLDERS

Transparent label holders clip onto plastic bins, grooved trays, and steel dividers.





## MODULAR INDUSTRIAL STORAGE

TOOL STORAGE

MODULAR INDUSTRIAL STORAGE



### CUSTOM DRAWER LAYOUTS FOR BETTER ORGANIZATION

#### SLOTTED PARTITIONS

Powder-coated steel partitions subdivide drawers from front-to-back.

Model Number	80-P	100-P	120-P	180-P	240-P	300-P
Height (inches)	2"	3"	3 7/8"	6"	8 1/2"	10 7/8"
Use with drawer no.	80	10	120, 140, 160	180, 200	240	300 and up

#### STEEL DIVIDERS


Powder-coated steel dividers further separate drawers when used with slotted partitions. Dividers slide into slots of partitions or drawer sidewalls to form compartments.

Usable width of compartment (inches)	1 7/8"	2 5/8"	3 1/2"	4 1/4"	5 1/8"	5 7/8"	7 3/8"	9 1/8"	12 1/4"
Number of units (spaces)	3U	4U	5U	6U	7U	8U	10U	12U	16U




### STANDARD DRAWER LAYOUTS


Most popular drawer layouts shown. Custom drawer layouts available.



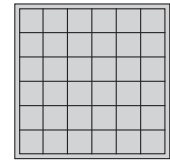
**Layout No. 1**  
(16 Compartments)  
3 slotted partitions  
12 divider plates  
8U



**Layout No. 3**  
(20 Compartments)  
3 slotted partitions  
16 divider plates  
8U



**Layout No. 5**  
(12 Compartments)  
2 slotted partitions  
6 divider plates  
10U  
3 divider plates  
12U



**Layout No. 9**  
(36 Compartments)  
5 slotted partitions  
20 divider plates  
5U  
10 divider plates  
6U



### OPTIONS FOR EVEN GREATER SECURITY AND SAFETY

#### HINGED LOCK BAR

Features a padlock hasp for additional protection and security of drawers and contents.

#### LOCK IN/LOCK OUT LATCH

Locks individual drawers into position, either closed or fully extended. Recommended for truck and van storage applications.

To configure your storage solution, contact your Snap-on Industrial Brands Account Manager or call the Snap-on Industrial Brands Customer Service Center 1-800-446-7404. To learn more, go to [www.modularindustrialstorage.com](http://www.modularindustrialstorage.com).





## MODULAR INDUSTRIAL STORAGE

TOOL STORAGE

MODULAR INDUSTRIAL STORAGE

### SHELVING UNITS

Organize bulky items by adding shelving storage to your cabinets. Their rugged, all-welded construction assures smooth operation, durability and years of dependable heavy-duty service. And because they're adjustable, you can rearrange the shelves to flexibly adapt to your storage needs for years to come.

#### Features

- 18-gauge shelf notched to fit snugly around upright posts, preventing small items from falling through any gaps to the shelf below.
- Powder-coat epoxy paint baked on to provide a high gloss finish.
- Shelf reinforcement adds an additional 400 lbs. of load capacity.
- Patented 11-gauge shelf support frames the system and supports heavy loads.
- Clear Vue doors made from plexiglass keep your equipment in sight and secure. (optional accessory)



### CHOOSE FROM VARIOUS SIZES

Shelving units are available in different widths, depths and heights to meet your specific storage needs.

Widths: Narrow-Wide (NW) – 23 ¼"  
 Standard-Wide (SW) – 29 ¼"  
 Standard-Wide Plus (SWP) – 32 ½"

Depths: Shallow-Depth (SD) – 23 ½"  
 Standard-Depth (S) – 27 ¾"

Heights: 78" and 84"



Shown with optional drawers and Clear Vue doors



### CHOOSE OPTIONS AND ACCESSORIES

Select between shelves and drawers, or a combination of the two, for the interior. You can also further customize the shelving unit with solid doors, Clear Vue doors, a fork lift base and extra shelves. Available in standard colors of Dark Blue (DB), Red (RD), and Black (BK).





## MODULAR INDUSTRIAL STORAGE



### WORKSTATIONS

Every workplace needs a place to work. We deliver highly customizable workstations to fit your specific needs. They can be stationary or mobile, can have shelves, cabinets, or risers, and can be topped with a variety of work surfaces. You can even add footrests. With this much customization, you'll be able to get the job done...your way.

#### Features

- Available in a range of lengths – 48", 60", 72", 84", 90", 120" and 144".
- Fully welded and crafted out of heavy gauge steel.
- Supports up to 25,000 lbs.
- Riser shelves are available in steel (painted or stainless) or maple.
- Mobility workstations let you bring the work environment to the job, instead of going back and forth to and from the workstation.

### BUILD IT YOUR WAY

Workstations are available in five heights and can be configured with various options such as an open leg or panel leg, casters, steel or maple work surfaces, risers, drawers, and more. Available in standard colors of Dark Blue (DB), Red (RD), and Black (BK).

## ACCESSORIES

### TOPS

Solid maple or stainless work surfaces are available in a variety of shapes and sizes.

Product Code		Description
Solid Maple	Stainless Steel	
MAPLETOP3024	SSTOP3024	30D x 24L
MAPLETOP3030	SSTOP3030	30D x 30L
MAPLETOP3036	SSTOP3036	30D x 36L
MAPLETOP3048	SSTOP3048	30D x 48L
MAPLETOP3060	SSTOP3060	30D x 60L
MAPLETOP3072	SSTOP3072	30D x 72L
MAPLETOP3084	SSTOP3084	30D x 84L
MAPLETOP3090	SSTOP3090	30D x 90L
MAPLETOP3096	SSTOP3096	30D x 96L
MAPLETOP30120	SSTOP30120	30D x 120L
MAPLETOP30144	SSTOP30144	30D x 144L



### HANDLES & WHEELS

Make your storage mobile with our selection of handles and wheels.

Part #	Description
SLC50227	Caster Kit Set 4 and Handle Kit
SLC50226	Caster Kit Set 4



To configure your storage solution, contact your Snap-on Industrial Brands Account Manager or call the Snap-on Industrial Brands Customer Service Center 1-800-446-7404. To learn more, go to [www.modularindustrialstorage.com](http://www.modularindustrialstorage.com).



Scan this code or go to [www.modularindustrialstorage.com](http://www.modularindustrialstorage.com) to learn more



## KEYLESS TOOL CONTROL

Keyless Entry system secures your tool box, allowing you to control and limit access without the hassle of keys

Product Code	Description
WTC55RC11	55" Keyless Entry Box
WTC40RC7	40" Keyless Entry Box
WTC26RC7	26" Keyless Entry Box

### Features

- Keyless entry system offers badge, keypad entry, and at the box programming for up to 3,000 users
- Eliminates the hassle of keys to open tool boxes.
- Battery power makes Keyless Tool Control ideal for environments where tool boxes are on the move.
- Powered by 6 D-cell batteries (not included) or power cord
- Single set of batteries can last up to six months depending upon environment
- Grants access to tool boxes with three access methods:
  - Keypad PIN entry only
  - Proximity ID card entry
  - Dual Credential: Proximity ID card and keypad PIN entry
- Pre-assembled access unit sits on top of the box -
  - Implement by simply installing batteries and setting up access credentials.
- LED lights indicate if box is opened or closed
- Last Access indicator displays who last accessed the box.
- Keyless entry system can be networked with Lock View® software



WTC40RC7



## BULK STORAGE CAGE

Secure storage with at-a-glance inventory control

Product Code	Description	Load Capacity
WBSC2460C	Mobile Bulk Storage Cage w/ Casters	900 Pounds
WBSC2460S	Stationary Bulk Storage Cage	1,800 Pounds

### Features

- Double door opening for easy access
- Door latch with padlock security loop
- Durable chrome finish
- Available with swivel and locking casters for easy mobility or stationary, without casters
- Dimensions: 62" wide x 68" high x 28.5" deep



WBSC2460C





## Color Options

	Red
	Yellow

WTC496SR



WTC496CARTR



## VISUAL CONTROL CABINET TOOL STORAGE

Clear Abrasion-Resistant Polycarbonate window allows for at-a-glance inventory management and creates a strong, secure barrier. Polycarbonate is commonly used in eye protection

Product Code	Description
WTC496SR	49" Cabinet - Red
WTC496SY	49" Cabinet - Yellow
WTC496CARTR	49" Cart - Red
WTC496CARTY	49" Cart - Yellow
WTC496PEG	Metal Peg Board
WTC346SR	34" Cabinet - Red
WTC3496SY	34" Cabinet - Yellow
WTC346PEG	Metal Peg Board

### Features

- Keyed entry secures the tools and inventory, holds about 100 tools
- Full swing door hinge creates unobstructed entry when in use, gas shocks keep the door in the upright position.
- Visual control cabinets create "Strike Zone" presentation of tools
  - Strike zone - above the knees and below the shoulders
  - Eliminates Need to Bend and Stretch
- Interior Tool Control Options
  - Foam - Customize with sales reps guidance
  - Metal Peg Board - Hooks not included
- Versatile mounting options
  - V-stand mounting brackets standard
  - 16" on center for wall mount
- 49" rolling cart - optional - predrilled and hardware included



TOOL STORAGE

PROFESSIONAL SERIES



WTC496SR



## 55" PROFESSIONAL SERIES TOOL CABINETS

### Designed for industrial use

Product Code	Description
W55TC10	55" Wide x 24" Deep 10-Drawer Tool Chest
W55RC11	55" Wide x 24" Deep 11-Drawer Roll Cabinet

Color Options: Standard color is red. To order in an optional color, simply add the appropriate color code to the end of the product code. Example: To order #W55TC10 in Blue, specify product code W55TC10BL

### W55TC10 Top Chest Overall Dimensions

Capacity (cu.in.)	Width (Inches)	Depth (Inches)	Height (Inches)
21283	55	24	28.5

### Top Chest Drawer Sizes

Number	Width (inches)	Depth (inches)	Height (inches)
2	14 5/8	21 5/8	1 3/4
3	14 5/8	21 5/8	4
2	30 1/2	21 5/8	1 3/4
3	30 1/2	21 5/8	4

### W55RC11 Roll Cabinet Overall Dimensions

Capacity (cu.in.)	Width (Inches)	Depth (Inches)	Height (Inches)
25000	55	24	39

### Roll Cabinet Drawer Sizes

Number	Width (inches)	Depth (inches)	Height (inches)
1	14 5/8	21 7/8	1 3/4
2	14 5/8	21 7/8	4
1	14 5/8	21 7/8	10 9/16
3	30 9/16	21 7/8	1 3/4
2	30 9/16	21 7/8	4
1	30 9/16	21 7/8	6 3/16
1	49 1/4	21 7/8	3 3/16

### Features

- Made of High-Quality Class I steel to enhance strength and finish.
- Double wall construction provides strength.
- Reinforcement corner gussets add strength and reduce racking.
- 2" mounting centers provide flexibility in arranging drawers to individual needs
- Drawers equipped with positive latching drawer retention to prevent unwanted drawer opening.
- All drawers equipped with 75 pound full extension ball bearing slides with quick disconnect.
- All 4" and deeper drawers provide for adding additional slides to double drawer capacity.
- Rolled hem on all drawers provide superior strength, rigidity and safety.
- Casters absorb vibrations transmitted to frame while moving on uneven surfaces.
- Casters equipped with pedal brake and ball bearings for easy operation.
- High luster paint protects against scratches, peeling, blistering and corrosion.
- Paint pretreatment process both sprays and immerses boxes for added corrosion protection.
- Drawer liners included at no extra charge.
- Gas struts in lid of chest make lid easy to open and close.
- Two point locking design adds extra security on all chests.



### Color Options

	Red: Standard
	Black: B
	Blue: BL
	Yellow: Y

W55TC10



W55RC11





## 55" PROFESSIONAL SERIES ROLL CABINET

Designed for industrial use

Product Code	Description
W55RC5BS	55" Wide x 24" Deep 5-Drawer Roll Cabinet with Bulk Storage

### W55RC5BS Roll Cabinet Overall Dimensions

Capacity (cu.in.)	Width (Inches)	Depth (Inches)	Height (Inches)
25,000	55	24	39

### Roll Cabinet Drawer Sizes

Number	Width (inches)	Depth (inches)	Height (inches)
4	30 7/16	21 7/8	5
1	30 7/16	21 7/8	7
Bulk	23	21 7/8	33

### Features



- Wide Drawer to hold long tools such as pry bars and extensions.
- Bulk section with adjustable shelf perfect for storing large, bulky tools
- Made of High-Quality Class I steel to enhance strength and finish.
- Double wall construction provides strength.
- Reinforcement corner gussets add strength and reduce racking.
- 2" mounting centers provide flexibility in arranging drawers to individual needs
- Drawers equipped with positive latching drawer retention to prevent unwanted drawer opening.
- All drawers equipped with 75 pound full extension ball bearing slides with quick disconnect.
- All 4" and deeper drawers provide for adding additional slides to double drawer capacity.
- Rolled hem on all drawers provide superior strength, rigidity and safety.
- Casters absorb vibrations transmitted to frame while moving on uneven surfaces.
- Casters equipped with pedal brake and ball bearings for easy operation.
- High luster paint protects against scratches, peeling, blistering and corrosion.
- Paint pretreatment process both sprays and immerses boxes for added corrosion protected.
- Drawer liners included at no extra charge.
- Gas struts in lid of chest make lid easy to open and close.
- Two point locking design adds extra security on all chests.
- 8-05188ALRS – Replacement Slides.



W55RCBS

TOOL STORAGE

PROFESSIONAL SERIES





## 40" PROFESSIONAL SERIES TOOL CABINETS

Designed for industrial use

Product Code	Description
W40TC4	40" Wide x 20" Deep 4-Drawer Top Chest
W40RC7	40" Wide x 20" Deep 7-Drawer Roll Cabinet

Color Options: Standard color is red. To order in an optional color, simply add the appropriate color code to the end of the product code. Example: To order #W40TC4 in Blue, specify product code W40TC4BL

### W40TC4 Top Chest Overall Dimensions

Capacity (cu. in.)	Width (inches)	Depth (inches)	Height (inches)
9746	40 <sup>1</sup> / <sub>32</sub>	19 <sup>13</sup> / <sub>16</sub>	19 <sup>7</sup> / <sub>16</sub>

### Top Chest Drawer Sizes

Number	Width	Depth	Height
Top Compartment	39 <sup>29</sup> / <sub>32</sub>	18 <sup>23</sup> / <sub>32</sub>	4 <sup>23</sup> / <sub>32</sub>
2	34 <sup>11</sup> / <sub>16</sub>	17 <sup>17</sup> / <sub>32</sub>	1 <sup>13</sup> / <sub>32</sub>
2	34 <sup>11</sup> / <sub>16</sub>	17 <sup>17</sup> / <sub>32</sub>	3 <sup>19</sup> / <sub>32</sub>

### W40RC7 Roll Cabinet Overall Dimensions

Capacity (cu. in.)	Width (inches)	Depth (inches)	Height (inches)
15253	40	19 <sup>13</sup> / <sub>16</sub>	37 <sup>7</sup> / <sub>8</sub>

### Roll Cabinet Drawer Sizes

Number	Width	Depth	Height
2	34 <sup>11</sup> / <sub>16</sub>	17 <sup>17</sup> / <sub>32</sub>	1 <sup>13</sup> / <sub>32</sub>
4	34 <sup>11</sup> / <sub>16</sub>	17 <sup>17</sup> / <sub>32</sub>	3 <sup>19</sup> / <sub>32</sub>
1	34 <sup>11</sup> / <sub>16</sub>	17 <sup>17</sup> / <sub>32</sub>	7 <sup>21</sup> / <sub>32</sub>

### Features

- Made of High-Quality Class I steel to enhance strength and finish.
- Double wall construction provides strength.
- Reinforcement corner gussets add strength and reduce racking.
- 2" mounting centers provide flexibility in arranging drawers to individual needs.
- Drawers equipped with positive latching drawer retention to prevent unwanted drawer opening.
- All drawers equipped with 75 pound full extension ball bearing slides with quick disconnect.
- All 4" and deeper drawers provide for adding additional slides to double drawer capacity.
- Rolled hem on all drawers provide superior strength, rigidity and safety.
- Casters absorb vibrations transmitted to frame while moving on uneven surfaces.
- Casters equipped with pedal brake and ball bearings for easy operation.
- High luster paint protects against scratches, peeling, blistering and corrosion.
- Paint pretreatment process both sprays and immerses boxes for added corrosion protection.
- Drawer liners included at no extra charge.
- Gas struts in lid of chest make lid easy to open and close.
- Two point locking design adds extra security on all chests
- W40X50RV Side Handles
- Casters 5"x2", weight capacity 330 lbs. per caster
- Weight capacity 75 lbs. per rail



### Color Options

	Red: Standard
	Black: B
	Blue: BL





### Color Options

<span style="color: red;">■</span>	Red: Standard
<span style="color: black;">■</span>	Black: B
<span style="color: blue;">■</span>	Blue: BL



## 26" PROFESSIONAL SERIES TOOL CABINET

### Designed for industrial use

Product Code	Description
W26TC4	26" Wide x 20" Deep 4-Drawer Top Chest
W26RC7	26" Wide x 20" Deep 7-Drawer Roll Cabinet

Color Options: Standard color is red. To order in an optional color, simply add the appropriate color code to the end of the product code. Example: To order #W26TC4 in Blue, specify product code W26TC4BL

### W26TC4 Top Chest Overall Dimensions

Capacity (cu. in.)	Width (inches)	Depth (inches)	Height (inches)
6180	26 <sup>23</sup> / <sub>32</sub>	19 <sup>13</sup> / <sub>16</sub>	19 <sup>13</sup> / <sub>32</sub>

### Top Chest Drawer Sizes

Number	Width (inches)	Depth (inches)	Height (inches)
Top Compartment	26 <sup>19</sup> / <sub>32</sub>	18 <sup>23</sup> / <sub>32</sub>	4 <sup>23</sup> / <sub>32</sub>
2	21 <sup>3</sup> / <sub>8</sub>	17 <sup>17</sup> / <sub>32</sub>	1 <sup>13</sup> / <sub>32</sub>
2	21 <sup>3</sup> / <sub>8</sub>	17 <sup>17</sup> / <sub>32</sub>	3 <sup>19</sup> / <sub>32</sub>

### W26RC7 Roll Cabinet Overall Dimensions

Capacity (cu. in.)	Width (inches)	Depth (inches)	Height (inches)
9374	26	19 <sup>13</sup> / <sub>16</sub>	37 <sup>7</sup> / <sub>8</sub>

### Roll Cabinet Drawer Sizes

Number	Width (inches)	Depth (inches)	Height (inches)
2	21 <sup>3</sup> / <sub>8</sub>	17 <sup>11</sup> / <sub>32</sub>	1 <sup>15</sup> / <sub>32</sub>
4	21 <sup>3</sup> / <sub>8</sub>	17 <sup>11</sup> / <sub>32</sub>	3 <sup>19</sup> / <sub>32</sub>
1	21 <sup>3</sup> / <sub>8</sub>	17 <sup>11</sup> / <sub>32</sub>	7 <sup>21</sup> / <sub>32</sub>



### Features

- Made of High-Quality Class I steel to enhance strength and finish.
- Double wall construction provides strength.
- Reinforcement corner gussets add strength and reduce racking.
- 2" mounting centers provide flexibility in arranging drawers to individual needs.
- Drawers equipped with positive latching drawer retention to prevent unwanted drawer opening.
- All drawers equipped with 75 pound full extension ball bearing slides with quick disconnect.
- All 4" and deeper drawers provide for adding additional slides to double drawer capacity.
- Rolled hem on all drawers provide superior strength, rigidity and safety.
- Casters absorb vibrations transmitted to frame while moving on uneven surfaces.
- Casters equipped with pedal brake and ball bearings for easy operation.
- High luster paint protects against scratches, peeling, blistering and corrosion.
- Paint pretreatment process both sprays and immerses boxes for added corrosion protection.
- Drawer liners included at no extra charge.
- Two point locking design adds extra security on all chests.



## HEAVY-INDUSTRIAL SERIES 73" ROLL CABINET

Heavy-Industrial roll cabinet designed for the toughest work environments

Product Code	Description
50990	73" Wide 21 Drawer Roll Cabinet

Color Options: Standard color is red. To order in an optional color, simply add the appropriate color code to the end of the product code. Example: To order #50990 in Blue, specify product code 50990BL

### 50990 Roll Cabinet Overall Dimensions

Capacity (cu. in.)	Width (inches)	Depth (inches)	Height (inches)
29,477	80 7/32	24 9/16	43 1/16

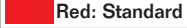


### Roll Cabinet Drawer Sizes

Number	Width (inches)	Depth (inches)	Height (inches)
Left side:			
1	49 3/8	22	4 1/4
1	23	22	2
2	23	22	3 1/8
2	23	22	4 1/4
1	23	22	6 7/16
Center:			
1	23	22	2
2	23	22	3 1/8
1	23	22	4 1/4
1	23	22	10 13/16
Right side:			
4	15 3/4	22	2
2	15 3/4	22	3 1/8
3	15 3/4	22	4 1/4

### Features

- High gloss powder coat paint is scratch & chemical resistant
- Stainless steel work surface
- Heavy gauge metal for a lifetime of use
- Double wall construction for greater strength and durability
- Heavy duty 6" x 2" spring loaded casters
- Aluminum corner trim
- Handles on both side of cabinet
- Two pairs of 120 pounds rated ball bearing slides on all drawers over 3" deep.
- Anti-skid drawer liners included
- Overall width with handles is 80 1/4"

### Color Options

	Red: Standard
	Black: B
	Blue: BL



50990



50990B






50990BL








## Color Options

	Red: Standard
	Black: B
	Blue: BL

## Color Options with Hardwood Top

	Red with Hardwood Top: W
	Black with Hardwood Top: BW
	Blue with Hardwood Top: BLW

Color Options with Hardwood Top: To order in an optional color with a hardwood top simply add the appropriate color and hardwood top code to the end of the product code. Example: To order #50885 in Blue with a Hardwood top, specify product code 50885BLW



50885W



## HEAVY-INDUSTRIAL SERIES 54" ROLL CABINET WITH OPTIONAL HARDWOOD TOP

Heavy-Industrial roll cabinet designed for the toughest work environments

Product Code	Description
50885	54" Wide x 24 1/2" Deep 12 Drawer Roll Cabinet
50111	Hardwood Top Only

Color Options: Standard color is red. To order in an optional color, simply add the appropriate color code to the end of the product code. Example: To order #50885 in Blue, specify product code 50885BL

### 50885 Roll Cabinet Overall Dimensions

Capacity (cu. in.)	Width (inches)	Depth (inches)	Height (inches)
25,304	53 1/2	24 1/2	43

### Roll Cabinet Drawer Sizes

Number	Width (inches)	Depth (inches)	Height (inches)
1	49 3/8	22	4 1/4
2	23	22	2
4	23	22	3
3	23	22	4 1/4
1	23	22	6 7/16
1	23	22	10 1/2

### Features

- Frame is reinforced using 14 gauge plates on the front of cabinet
- Rigidity of frame is significantly increased with full height & width triple channel wall
- Three layers of metal guard the corners with interlock corner design
- Two pairs of 120 lb. rated ball bearing drawer slides on all drawers except 2" drawers
- 6"x2" precision ball bearing casters made of high tech thermoplastic rubber.
- Casters absorb vibrations transmitted to frame while moving on uneven surface
- Casters equipped with pedal brake and ball bearings for easy operation
- All drawers equipped with safe-lock system & made of 18 gauge heavy duty steel
- Extruded aluminum drawer handle trim
- Red high gloss powder coat paint is scratch resistant
- Drawer liners included at no extra charge
- Gas struts in lid of chest make lid easy to open and close






## HEAVY-INDUSTRIAL SERIES 42" TOOL CABINETS

Heavy-Industrial-grade tool cabinets with ball bearing drawer slides for rugged service in the toughest work environments

Product Code	Description
50860	42" Wide x 24" Deep 4-Drawer Top Chest
50890	42" Wide x 24" Deep 5-Drawer Roll Cabinet

Color Options: Standard color is red. To order in an optional color, simply add the appropriate color code to the end of the product code. Example: To order #50860 in Blue, specify product code 50860BL

### Color Options

	Red: Standard
	Black: B
	Blue: BL

TOOL STORAGE

HEAVY INDUSTRIAL

### 50860 Top Chest Overall Dimensions

Capacity (cu. in.)	Width (inches)	Depth (inches)	Height (inches)
13966	42	24 1/2	22 1/2

### Top Chest Drawer Sizes

Number	Width (inches)	Depth (inches)	Height (inches)
2	37 3/8	22	1 3/8
1	37 3/8	22	3 7/8
1	37 3/8	22	6 1/8

### 50890 Roll Cabinet Overall Dimensions

Capacity (cu. in.)	Width (inches)	Depth (inches)	Height (inches)
21379	42	24 1/2	42

### Roll Cabinet Drawer Sizes

Number	Width (inches)	Depth (inches)	Height (inches)
3	37 3/8	22	3 7/8
1	37 3/8	22	6 1/8
1	37 3/8	22	8 1/4

### Features

- Frame is reinforced using 14 gauge plates on the front of cabinet.
- Rigidity of frame is significantly increased with full height & width triple channel wall.
- Three layers of metal guard the corners with interlock corner design.
- TWO pairs of 120 lb. rated ball bearing drawer slides on all drawers except 2" drawers.
- 6"x2" precision ball bearing casters made of high tech thermoplastic rubber.
- Casters absorb vibrations transmitted to frame while moving on uneven surfaces.
- Casters equipped with pedal brake and ball bearings for easy operation.
- All drawers equipped with safe-lock system & made of 18 gauge heavy duty steel.
- Extruded aluminum drawer handle trim.
- Red high gloss powder coat paint is scratch resistant.
- Drawer liners included at no extra charge.
- Gas struts in lid of chest make lid easy to open and close.





### Color Options

<span style="color: red;">■</span>	Red: Standard
<span style="color: black;">■</span>	Black: B
<span style="color: blue;">■</span>	Blue: BL



## HEAVY-INDUSTRIAL SERIES 35" TOOL CABINETS

Heavy-Industrial roll cabinet designed for the toughest work environments

Product Code	Description
50881	35" Wide x 18" Deep 5 Drawer Top Chest
50887	35" Wide x 18" Deep 6 Drawer Roll Cabinet

Color Options: Standard color is red. To order in an optional color, simply add the appropriate color code to the end of the product code. Example: To order #50881 in Blue, specify product code 50881BL

### 50881 Top Chest Overall Dimensions

Capacity (cu. in.)	Width (inches)	Depth (inches)	Height (inches)
8350	35	18 ¾	22 ¾

### Top Chest Drawer Sizes

Number	Width (inches)	Depth (inches)	Height (inches)
2	30 ¾	16 ¼	1 ½
2	30 ¾	16 ¼	2 ¾
1	30 ¾	16 ¼	3 ¾

### 50887 Roll Cabinet Overall Dimensions

Capacity (cu. in.)	Width (inches)	Depth (inches)	Height (inches)
12,731	35	18 ¾	42

### Roll Cabinet Drawer Sizes

Number	Width (inches)	Depth (inches)	Height (inches)
1	30 ¾	16 ¼	1 ½
2	30 ¾	16 ¼	2 ¾
1	30 ¾	16 ¼	3 ¾
1	30 ¾	16 ¼	6 ½
1	30 ¾	16 ¼	8 ¼



### Color Options

<span style="color: red;">■</span>	Red: Standard
<span style="color: black;">■</span>	Black: B
<span style="color: blue;">■</span>	Blue: BL

## HEAVY-INDUSTRIAL SERIES 27" TOOL CABINETS

Heavy-Industrial roll cabinet designed for the toughest work environments

Product Code	Description
50880	27" Wide x 18" Deep 5 Drawer Top Chest
50888	27" Wide x 18" Deep 6 Drawer Roll Cabinet

Color Options: Standard color is red. To order in an optional color, simply add the appropriate color code to the end of the product code. Example: To order #50880 in Blue, specify product code 50880BL

### 50880 Top Chest Overall Dimensions

Capacity (cu. in.)	Width (inches)	Depth (inches)	Height (inches)
6,604	27	18 ¾	22 ¼

### Top Chest Drawer Sizes

Number	Width (inches)	Depth (inches)	Height (inches)
2	23	16 ¼	2
2	23	16 ¼	3
1	23	16 ¼	4 ¼

### 50888 Roll Cabinet Overall Dimensions

Capacity (cu. in.)	Width (inches)	Depth (inches)	Height (inches)
9,479	27	18 ¾	42

### Roll Cabinet Drawer Sizes

Number	Width (inches)	Depth (inches)	Height (inches)
1	23	16 ¼	1 ½
2	23	16 ¼	2 ¾
1	23	16 ¼	3 ¾
1	23	16 ¼	6 ½
1	23	16 ¼	8 ¼

### Features

- Frame is reinforced using 14 gauge plates on the front of cabinet
- Rigidity of frame is significantly increased with full height & width triple channel wall
- Three layers of metal guard the corners with interlock corner design
- TWO pairs of 120 lb. rated ball bearing drawer slides on all drawers except 2" drawers
- 6"x2" precision ball bearing casters made of high tech thermoplastic rubber .
- Casters absorb vibrations transmitted to frame while moving on uneven surfaces
- Casters equipped with pedal brake and ball bearings for easy operation
- All drawers equipped with safe-lock system & made of 18 gauge heavy duty steel
- Extruded aluminum drawer handle trim
- Red high gloss powder coat paint is scratch resistant
- Drawer liners included at no extra charge
- Gas struts in lid of chest make lid easy to open and close





## 75" COMMERCIAL SERIES TOOL CABINET

Designed for use in commercial applications.

Equipped with ball bearing slides

Product Code	Description
50992	75" Wide x 24-1/2" Deep 17-Drawer Roll Cabinet

Color Options: Standard color is red. To order in an optional color, simply add the appropriate color code to the end of the product code.

Example: To order #50992 in Blue, specify product code 50992BL

### 50992 Roll Cabinet Overall Dimensions

Capacity (cu. in.)	Width (inches)	Depth (inches)	Height (inches)
38598	75 1/4	24 1/2	44 1/8

### Top Chest Drawer Sizes

Number	Width (inches)	Depth (inches)	Height (inches)
<b>Long Drawer</b>			
1	51 5/8	22	1 5/8
1	51 5/8	22	3 3/4
<b>Left Bank</b>			
1	32 5/8	22	1 5/8
3	32 5/8	22	3 7/8
1	32 5/8	22	8 1/8
<b>Center Bank</b>			
1	15 3/4	22	1 5/8
2	15 3/4	22	3 7/8
1	15 3/4	22	12 5/8
<b>Right Bank</b>			
1	15 3/4	22	1 5/8
1	15 3/4	22	3 7/8
1	15 3/4	22	1 5/8
2	15 3/4	22	3 7/8
1	15 3/4	22	12 5/8

### Features

- Heavy duty double wall construction, built to last
- Ball bearing slides on all drawers
- Double ball bearing slide on all 4" and 6" drawers
- Full extension slides for easy reach inside
- Reinforced bottom channels
- Full length extruded aluminum drawer pulls
- Integrated latch security systems on all drawer
- Aluminum protective corners
- Aluminum recessed side handle on top chest
- Heavy duty gas struts on top lid for smooth and easy opening
- Oversized elliptical chromed side handle for comfort and easy maneuvering
- 4 heavy duty casters with double layer ball bearing and chromed hub caps
- High security locks
- High quality anti skid drawer liners in all drawers and top lid area
- Easy access to top compartment area

### Color Options

	Red: Standard
	Black: B
	Blue: BL






TOOL STORAGE

COMMERCIAL SERIES





### Color Options

	Red: Standard
	Black: B
	Blue: BL



50861

50891



50866

## 54" COMMERCIAL SERIES TOOL CABINET

Designed for use in commercial applications.  
Equipped with ball bearing slides

Product Code	Description
50861	54" Wide x 18" Deep 9-Drawer Top Chest
50891	54" Wide x 18" Deep 13-Drawer Roll Cabinet
50866	54" Wide x 18" Deep 12-Drawer Roll Cabinet

Color Options: Standard color is red. To order in an optional color, simply add the appropriate color code to the end of the product code.  
Example: To order #50861 in Blue, specify product code 50861BL

### 50861 Top Chest Overall Dimensions

Capacity (cu. in.)	Width (inches)	Depth (inches)	Height (inches)
12537	54	18 ¾	22 ¼

### Top Chest Drawer Sizes

Number	Width (inches)	Depth (inches)	Height (inches)
1	50 ½	17 ¾	3 ¼
5	23	16 ¼	1 ⅝
3	23	16 ¼	3 ⅞
1	23	16 ¼	6

### 50891 Roll Cabinet Overall Dimensions

Capacity (cu. in.)	Width (inches)	Depth (inches)	Height (inches)
18781	54	18 ¾	40 ¼

### Roll Cabinet Drawer Sizes

Number	Width (inches)	Depth (inches)	Height (inches)
2	23	16 ¼	1 ⅝
7	23	16 ¼	3 ⅞
1	23	16 ¼	8 ¼*
2	23	16 ¼	2 ¾
1	23	16 ¼	6 ⅞*

### 50866 Roll Cabinet Overall Dimensions

Capacity (cu. in.)	Width (inches)	Depth (inches)	Height (inches)
20484	53 ⅝	18 ¾	42 ½

### Roll Cabinet Drawer Sizes

Number	Width (inches)	Depth (inches)	Height (inches)
Long Drawer			
1	49 ⅝	16 ¼	1 ⅝
1	49 ⅝	16 ¼	3 ⅞
Left Bank			
2	23	16 ¼	2 ¾
2	23	16 ¼	3 ⅞
1	23	16 ¼	8 ¼
Right Bank			
2	23	16 ¼	2 ¾
2	23	16 ¼	3 ⅞
1	23	16 ¼	8 ¼

### Features

- Heavy duty double wall construction, built to last
- Ball bearing slides on all drawers
- Double ball bearing slide on all 4" and 6" drawers
- Full extension slides for easy reach inside
- Reinforced bottom channels
- Full length extruded aluminum drawer pulls
- Integrated latch security systems on all drawer
- Aluminum protective corners
- Aluminum recessed side handle on top chest
- Heavy duty gas struts on top lid for smooth and easy opening
- Oversized elliptical chromed side handle for comfort and easy maneuvering
- 4 heavy duty casters with double layer ball bearing and chromed hub caps
- High security locks
- High quality anti skid drawer liners in all drawers and top lid area
- Easy access to top compartment area

\* Double slides



## 42" COMMERCIAL SERIES TOOL CABINETS

Designed for use in commercial applications.  
Equipped with ball bearing slides

Product Code	Description
50778	42" Wide x 23" Deep 8-Drawer Top Chest
50748	42" Wide x 24" Deep 13-Drawer Roll Cabinet

Color Options: Standard color is red. To order in an optional color, simply add the appropriate color code to the end of the product code.  
Example: To order #50778 in Blue, specify product code 50778BL

### 50778 Top Chest Overall Dimensions

Capacity (cu. in.)	Width (inches)	Depth (inches)	Height (inches)
15675	41 1/2	23 3/8	20

### Top Chest Drawer Sizes

Number	Width (inches)	Depth (inches)	Height (inches)	Number	Width (inches)	Depth (inches)	Height (inches)
1 Shelf	38 1/2	23 3/8	3 1/4	1	11	22	1 5/8
1	23	22	1 5/8	2	11	22	2 3/4
2	23	22	2 3/4	1	11	22	3 7/8
1	23	22	3 7/8				

### 50748 Roll Cabinet Overall Dimensions

Capacity (cu. in.)	Width (inches)	Depth (inches)	Height (inches)
20321	41 1/2	24 1/2	43 3/8

### Roll Cabinet Drawer Sizes

Number	Width (inches)	Depth (inches)	Height (inches)	Number	Width (inches)	Depth (inches)	Height (inches)
1	37 3/8	22	1 5/8	1	23	22	6 1/8
1	37 3/8	22	3 7/8	1	11	22	1 5/8
1	23	22	1 5/8	2	11	22	2 3/4
2	23	22	2 3/4	1	11	22	3 7/8
2	23	22	3 7/8	1	11	22	10 3/8



## 42" COMMERCIAL SERIES TOOL CABINETS

Designed for use in commercial applications.  
Equipped with ball bearing slides

Product Code	Description
50865	42" Wide x 18" Deep 6-Drawer Top Chest
50895	42" Wide x 18" Deep 14-Drawer Roll Cabinet

Color Options: Standard color is red. To order in an optional color, simply add the appropriate color code to the end of the product code.  
Example: To order #50778 in Blue, specify product code 50865BL

### 50865 Top Chest Overall Dimensions

Capacity (cu. in.)	Width (inches)	Depth (inches)	Height (inches)
8306	42	18 3/32	19 15/16

### Top Chest Drawer Sizes

Number	Width (inches)	Depth (inches)	Height (inches)	Number	Width (inches)	Depth (inches)	Height (inches)
1	41	16 1/4	3 1/4	1	22 29/32	16 11/32	3 1/2
1	37 5/16	16 11/32	1 3/8	1	10 29/32	16 11/32	1 3/8
1	37 5/16	16 11/32	3 1/2	1	10 29/32	16 11/32	3 1/2
1	22 29/32	16 11/32	1 3/8				

### 50895 Roll Cabinet Overall Dimensions

Capacity (cu. in.)	Width (inches)	Depth (inches)	Height (inches)
14623	44	18 27/32	43 1/4

### Roll Cabinet Drawer Sizes

Number	Width (inches)	Depth (inches)	Height (inches)	Number	Width (inches)	Depth (inches)	Height (inches)
1	37 5/16	16 11/32	1 3/8	1	22 29/32	16 11/32	5 3/4
1	37 5/16	16 11/32	3 1/2	1	10 29/32	16 11/32	1 3/8
1	22 29/32	16 11/32	1 3/8	2	10 29/32	16 11/32	2 15/32
2	22 29/32	16 11/32	2 15/32	2	10 29/32	16 11/32	3 1/2
2	22 29/32	16 11/32	3 1/2	1	10 29/32	16 11/32	5 3/4

### Features

- Heavy duty double wall construction, built to last
- Ball bearing slides on all drawers
- Double ball bearing slide on all 4" and 6" drawers
- Full extension slides for easy reach inside
- Reinforced bottom channels
- Full length extruded aluminum drawer pulls
- Integrated latch security systems on all drawer
- Aluminum protective corners
- Aluminum recessed side handle on top chest
- Heavy duty gas struts on top lid for smooth and easy opening
- Oversized elliptical chromed side handle for comfort and easy maneuvering
- 4 heavy duty casters with double layer ball bearing and chromed hub caps
- High security locks
- High quality anti skid drawer liners in all drawers and top lid area
- Easy access to top compartment area

### Color Options

	Red: Standard
	Black: B
	Blue: BL



### Color Options

	Red: Standard
	Black: B
	Blue: BL







## 27" COMMERCIAL SERIES TOOL CABINETS

**Designed for use in commercial applications. Equipped with ball bearing slides**

Product Code	Description
50872	27" Wide x 18" Deep 4-Drawer Top Chest
50902	27" Wide x 18" Deep 5-Drawer Roll Cabinet

Color Options: Standard color is red. To order in an optional color, simply add the appropriate color code to the end of the product code. Example: To order #50872 in Blue, specify product code 50872BL

### 50872 Top Chest Overall Dimensions

Capacity (cu. in.)	Width (inches)	Depth (inches)	Height (inches)
5980	27	18	18 7/8

### Top Chest Drawer Sizes

Number	Width (inches)	Depth (inches)	Height (inches)
2	22 29/32	16 11/32	1 3/8
1	22 29/32	16 11/32	2 15/32
1	22 29/32	16 11/32	3 9/16

### 50902 Roll Cabinet Overall Dimensions

Capacity (cu. in.)	Width (inches)	Depth (inches)	Height (inches)
10354	29 25/32	18	36 5/8

### Roll Cabinet Drawer Sizes

Number	Width (inches)	Depth (inches)	Height (inches)
1	22 29/32	16 11/32	1 3/8
3	22 29/32	16 11/32	3 9/16
1	22 29/32	16 11/32	7 15/16

### Features

- Heavy duty double wall construction, built to last
- Ball bearing slides on all drawers
- Double ball bearing slide on all 4" and 6" drawers
- Full extension slides for easy reach inside
- Reinforced bottom channels
- Full length extruded aluminum drawer pulls
- Integrated latch security systems on all drawer
- Aluminum protective corners
- Aluminum recessed side handle on top chest
- Heavy duty gas struts on top lid for smooth and easy opening
- Oversized elliptical chromed side handle for comfort and easy maneuvering
- 4 heavy duty casters with double layer ball bearing and chromed hub caps
- High security locks
- High quality anti skid drawer liners in all drawers and top lid area
- Easy access to top compartment area
- Heavy duty casters 5"x2" with double layer ball bearing and chromed hub

### Color Options

<span style="display:inline-block; width:15px; height:10px; background-color:red; border:1px solid black;"></span> Red: Standard
<span style="display:inline-block; width:15px; height:10px; background-color:black; border:1px solid black;"></span> Black: B
<span style="display:inline-block; width:15px; height:10px; background-color:blue; border:1px solid black;"></span> Blue: BL





## 27" COMMERCIAL SERIES TOOL CABINETS

Designed for use in commercial applications.  
Equipped with ball bearing slides

Product Code	Description
50873	27" Wide x 18" Deep 5-Drawer Top Chest
50903	27" Wide x 18" Deep 7-Drawer Roll Cabinet

Color Options: Standard color is red. To order in an optional color, simply add the appropriate color code to the end of the product code. Example: To order #50873 in Blue, specify product code 50873BL

### 50873 Top Chest Overall Dimensions

Capacity (cu. in.)	Width (inches)	Depth (inches)	Height (inches)
5331	27	18	19 <sup>15</sup> / <sub>16</sub>

### Top Chest Drawer Sizes

Number	Width (inches)	Depth (inches)	Height (inches)
4	23	16 <sup>1</sup> / <sub>4</sub>	1 <sup>5</sup> / <sub>8</sub>
1	23	16 <sup>1</sup> / <sub>4</sub>	3 <sup>7</sup> / <sub>8</sub>

### 50903 Roll Cabinet Overall Dimensions

Capacity (cu. in.)	Width (inches)	Depth (inches)	Height (inches)
10,091	29 <sup>25</sup> / <sub>32</sub>	18	36 <sup>5</sup> / <sub>8</sub>




### Roll Cabinet Drawer Sizes

Number	Width (inches)	Depth (inches)	Height (inches)
1	23	16 <sup>1</sup> / <sub>4</sub>	1 <sup>5</sup> / <sub>8</sub>
2	23	16 <sup>1</sup> / <sub>4</sub>	2 <sup>3</sup> / <sub>4</sub>
3	23	16 <sup>1</sup> / <sub>4</sub>	3 <sup>7</sup> / <sub>8</sub>
1	23	16 <sup>1</sup> / <sub>4</sub>	8 <sup>1</sup> / <sub>4</sub>

### Features

- TWO pairs of 120 lb. rated ball bearing drawer slides on all drawers except 2" drawers
- 6"x2" precision ball bearing casters made of high tech thermoplastic rubber.
- Casters absorb vibrations transmitted to frame while moving on uneven surfaces
- Casters equipped with pedal brake and ball bearings for easy operation
- All drawers equipped with safe-lock system & made of 18 gauge heavy duty steel
- Extruded aluminum drawer handle trim
- Red high gloss powder coat paint is scratch resistant
- Drawer liners included at no extra charge
- Gas struts in lid of chest make lid easy to open and close

### Color Options

	Red: Standard
	Black: B
	Blue: BL

50873



50903





50856

**WILLIAMS**

**COMMERCIAL SERIES SIDE CABINET**

Product Code	Width (inches)	Depth (inches)	Height (inches)
50856	15	18 3/4	37 1/16

**Features**

- High gloss powder coat paint is scratch & chemical resistant.
- Heavy gauge metal for a lifetime of use.
- 8 drawers

**WILLIAMS**

**HARDWOOD WORK SURFACE**

Product Code	Width (Inches)	Depth (Inches)	Height (Inches)	Fits Roll Cabinet	Roll Cabinet Description
50111	53 3/4	24	1 1/2	50885	Heavy Duty 54"

**Features**

- Laminated maple, hardwood work surface 1-1/2" for the Heavy Duty Series



50885W

TOOL STORAGE

TOOL CABINETS/HARDWOOD WORK SURFACE





**HEAVY DUTY SERVICE CARTS**

**Heavy Duty Industrial Cart**

Product Code	Description
50726	4 Drawer Heavy Duty Industrial Cart

**Service Carts Overall Dimensions**

Product Code	Width (Inches)	Depth (Inches)	Height (Inches)
50726	30	20 1/2	40 1/2

**Drawer Sizes**

Number	Width (inches)	Depth (inches)	Height (inches)
2	11	19 1/8	3
1	25	16 1/4	3
1	25	16 1/4	6 5/8

**Features**

- Heavy duty steel construction
- High gloss power coat scratch resistant paint
- Quality swivel casters on all units
- Drawer units have 45 mm "secure latch" ball bearing slides



50726



**SERVICE CARTS**

**Easy and convenient access to tools when and where you need them.**

Product Code	Description
50721	2 Drawer with Lockable Lid & Tray, Black
50722	2 Shelves, Red
50723	2 Shelves with Locking Drawer, Red
50724	4 Drawers with Lid, Rack and Shelf, Red

**Service Cart Overall Dimensions**

Product Code	Width (inches)	Depth (inches)	Height (inches)
50721	45 1/2 with a lid	16 1/2	36
50722	30	17	36 7/32
50723	30	17	36 7/32
50724	41	17	36 7/32

**Features**

- High gloss powder coat paint is scratch & chemical resistant
- Storage drawers for frequently used tools
- Heavy duty undercarriage to help support bottom tray load
- 18 gauge heavy duty steel
- 4" x 1" swivel casters



50721



50723



50722



50724





50950



## WILLIAMS®

### JOB SITE BOXES

Designed for the toughest outdoor work environments

Product Code	50950	50951	50952	50953
Overall (Inches)				
Width	32	42	48	48
Depth	19	20	24	30
Height	17 1/2	23 1/2	27 1/2	33 1/2
Inside of body (Inches)				
Width	31	41 7/8	47 7/8	47 7/8
Depth	18 7/8	19 7/8	23 7/8	29 7/8
Height	11 1/8	17	21 1/8	27 1/8
Inside of top Lid (Inches)				
Width	31 7/8	41 7/8	47 7/8	47 7/8
Depth	18 7/8	19 7/8	23 7/8	29 7/8
Height	2 5/8	2 5/8	2 5/8	2 5/8
50949	6" x 2" Swivel Caster Set			

#### Features

- Caster weight capacity is 3500 lbs, sold separately.
- Tough industrial powder coating finish
- Heavy 16 gauge steel construction with 12 gauge feet
- Recessed and concealed locking area protects padlock for ultimate security against drills and bolt cutter
- Fully welded seams provide maximum strength
- Recessed side handles for easy transportation
- Reinforced overlapping lid provides protection from weather and forced entry
- Heavy duty industrial lid stays prevents accidental closure
- Tread plate design for rugged durability



50954

## WILLIAMS®

### JOB SITE BOXES

Designed for the toughest outdoor work environments

Product Code	Width (inches)	Depth (inches)	Height (inches)
50954	48	24	28 3/8
50949	6" x 2" Swivel Caster Set		

#### Features

- Caster weight capacity is 3500 lbs, sold separately.
- Tough industrial powder coating finish
- Super heavy gauge steel construction
- Recessed locking area protects contents.
- Fully welded seams provide maximum strength
- Reinforced overlapping lid provides protection from weather and forced entry
- Heavy duty industrial lid stays open prevents accidental closure
- 4 way entry skid for easy handling.
- 16 gauge steel construction with 12 gauge feet.



### HEAVY-DUTY ROAD BOXES - 26" AND 34"

Designed with extra heavy-duty features for mobile use in the factory or on the road in service trucks.

Product Code	Description
50947B	34" 5-Drawer Heavy Duty Road Box / Top Chest - Black
50946B	26" 5-Drawer Heavy Duty Road Box / Top Chest - Black
50946RED	26" 5-Drawer Heavy Duty Road Box / Top Chest - Red

#### 50947B Road Box Overall Dimensions

Capacity (cu. in.)	Width (inches)	Depth (inches)	Height (inches)
8882	34	17 7/8	23

#### 50947B Road Box Drawer Sizes

Number	Width (inches)	Depth (inches)	Height (inches)
3	31	16	2
2	31	16	4 1/2

#### 50946B and 50946RED Road Box Overall Dimensions

Capacity (cu. in.)	Width (inches)	Depth (inches)	Height (inches)
6749	26	17 7/8	22

#### 50946B and 50946RED Road Box Drawer Sizes

Number	Width (inches)	Depth (inches)	Height (inches)
2	22 7/8	16 1/4	3 3/4
3	22 7/8	16 1/4	1 1/2

#### Features

- Drop front panel has neoprene water & dust resistant seal.
- Shielded hinges for long life in harsh environments.
- Cushion feet pads attached to bottom for protection.
- Extra heavy duty metal with 75 lb load rating per drawer, ball bearing slides.
- Secure key internal locking system.



50946B



50946RED



### WORK BENCH

#### Heavy duty steel construction

Product Code	Width (inches)	Depth (inches)	Height (inches)
50921	71 3/4	25 3/4	34 13/16
50920	71 3/4	26 11/16	58 7/8
50922	57 1/4	25 3/4	34 7/8
50923	45 1/4	25 3/4	34 7/8
50924	36	25 3/4	34 7/8

#### Features

- 50920 includes pegboard
- Heavy duty steel construction
- High gloss powder coat scratch resistant paint
- Back and side roll-off panel prevents tools and hardware from rolling off the bench



50923



50920







TB-6024RA



TB-6124A



TB-6121



TB-6123

## WILLIAMS®

### SUPER VALUE SERIES 26" CHEST

Product Code	Description
TB-6024RA	26" 6-Drawer Top Chest with Drop Front

#### TB-6024RA Top Chest, Overall Dimensions

Capacity (cu. in.)	Width (inches)	Depth (inches)	Height (inches)
3,073	26	12	14 ½

#### Top Chests, Drawer Sizes

Number	Width (inches)	Depth (inches)	Height (inches)
3	23	10 ½	2
3	7	10 ½	2

#### Features

- Heavy bottom support rails.
- High gloss powder coat paint is scratch & chemical resistant.
- Heavy gauge metal for a lifetime of use.
- Double wall construction for greater strength.
- Standard compound friction slides.
- TB-6024A pictured with optional tote tray.

## WILLIAMS®

### 26" FLAT TOP TOOLBOX

Product Code	Width (Inches)	Depth (Inches)	Height (Inches)	Cubic Inch Capacity
TB-6124A	26	8 ¾	9	1980

- Ruggedly constructed hand tool box.
- Extra long tools up to 25" fit neatly inside.
- Three compartment tray with socket divider to keep small tools better organized and close at hand.
- Double drawbolts keep the lid tightly closed.
- Padlock eye with slotted hasp provides security.

## WILLIAMS®

### 21" FLAT TOP TOOLBOX

Product Code	Width (Inches)	Depth (Inches)	Height (Inches)	Cubic Inch Capacity
TB-6121	21 ¼	8 ¾	12	1971

- Ruggedly constructed hand tool box
- Three compartment tray with socket divider to keep small tools better organized and close at hand.
- Double drawbolts keep the lid lightly closed.
- Padlock eye with slotted hasp provides security

## WILLIAMS®

### 21" FLAT TOP TOOLBOX

Product Code	Width (Inches)	Depth (Inches)	Height (Inches)	Cubic Inch Capacity
TB-6123	21	8 ¾	12	1606

- Ideal for general use
- Steel tote tray keeps smaller items handy
- Combination drawbolt and padlock eye provide security



## 21" FOUR TRAY CANTILEVER TOOLBOX

Product Code	Width (Inches)	Depth (Inches)	Height (Inches)	Cubic Inch Capacity
TB-6218A	21 1/4	8 3/4	12	1971

- Four trays cantilever outward when box is open providing access to the exceptionally deep box.
- Two of the trays feature movable dividers and another has a protective cover to prevent small tools or parts from spilling into the box.
- Formed feet in the box bottom add to strength and keep the box away from wet, dirty surfaces.



TB-6218A



## 20" HIP ROOF TOOLBOX

Product Code	Width (Inches)	Depth (Inches)	Height (Inches)	Cubic Inch Capacity
TB-6220A	20	7	8	959

- Hip roof design for fitting bulky tools.
- Ideal for tradesman who carries bulky drills or 3/4 inch drive sets.
- Extra large tote tray with deeper space between handle and tray bottom.
- Combination drawbolt and padlock eye provide security.



TB-6220A



## 19" FLAT TOP TOOLBOX

Product Code	Width (Inches)	Depth (Inches)	Height (Inches)	Cubic Inch Capacity
TB-6119A	19	6	6 1/2	741

- Ideal for general use.
- Steel tote tray keeps smaller items handy.
- Combination drawbolt and padlock eye provide security.



TB-6119A



## 16" FLAT TOP TOOLBOX WITH TRAY

Product Code	Width (Inches)	Depth (Inches)	Height (Inches)	Cubic Inch Capacity
TB-6116	16	6	6 1/2	574

- Ruggedly constructed hand tool box
- Three compartment tray with socket divider to keep small tools better organized and close at hand.
- Double drawbolts keep the lid lightly closed.
- Padlock eye with slotted hasp provides security



TB-6116



4750PTB60



4750PTB65



4750PTW47



4750FB4-18



## PLASTIC TOOL BOXES

Product Code	Length (Inches)	Width (Inches)	Height (Inches)
4750PTB50	19 ½	10 ½	11 ½
4750PTB60	23 ½	11 ½	12
4750PTB65	25 ½	11 ½	12

### Features

- When lifted the aluminum handle blocks the bottom from accidentally opening.
- Small Transparent detachable boxes are perfect for organizing small items
- Portable tray
- Heavy duty boxes made of virgin polypropylene are resistant to hot and cold temperatures.
- Strong and sturdy boxes, 2 mm thick, can take high load capacity, even allowing the user to stand on them.
- Metallic latches are galvanized making them durable and rust resistant. Pad lock can be added to the box.



## PLASTIC TOOL BOX ON WHEELS

Product Code	Length (Inches)	Width (Inches)	Height (Inches)
4750PTW47	24 ¾	11 ½	18 ½

### Features

- The upper box can be used as a regular tool box and the bottom box is perfect for heavier tools.
- Wheels are made of PP and EVA, for smooth and silent rolling and absorbing of impacts.
- Two small transparent detachable boxes are perfect for organizing small items
- Portable tray
- Heavy duty boxes made of virgin polypropylene are resistant to hot and cold temperatures.
- Strong and sturdy boxes, 2 mm thick, can take high load capacity, even allowing the user to stand on them.
- Metallic latches are galvanized making them durable and rust resistant. Top and bottom sections are connected with latches.



## LAPTOP AND TOOL BAG WITH HARD BOTTOM

Product Code	Length (Inches)	Width (Inches)	Height (Inches)
4750FB4-18	17	6	13 ¾

### Features

- 600 Denier polyester prevents the bag from damage and provides flexibility and is lightweight.
- Plastic hard bottom and double stitching reinforcement is 100% waterproof and easy to clean.
- Pockets provide easy access to tools
- Detachable compartments
- Padded compartment is ideal for laptop.
- Tools not included





### 24" OPEN TOOL BAG WITH WHEELS

Product Code	Length (Inches)	Width (Inches)	Height (Inches)
4750FB2W-24A	24	12	15 3/4

#### Features

- 600 Denier polyester prevents the bag from damage and provides flexibility and is lightweight.
- Plastic hard bottom and double stitching reinforcement is 100% waterproof and easy to clean.
- Heavy duty PVC zippers makes closing and opening quick and easy.
- Pockets provide easy access to tools
- Big side pouches: left side is detachable and right side is fixed.
- Special size pocket for 10" tablet
- Telescopic handle – max 38"
- Wheels provide easy quiet rolling



4750FB2W-24A



### 19" OPEN TOOL BAG WITH HARD BOTTOM

Product Code	Length (Inches)	Width (Inches)	Height (Inches)
4750FB1-19A	19	9	14

#### Features

- 600 Denier polyester prevents the bag from damage and provides flexibility and is lightweight.
- Plastic hard bottom and double stitching reinforcement is 100% waterproof and easy to clean.
- Heavy duty PVC zippers makes closing and opening quick and easy.
- Velcro straps store long tools on both upper sides of the bag.
- Soft grip handles made of rubberized material provides a user friendly grip and isolates against cold temperature.



4750FB1-19A



### 19" TOOL BAG WITH HARD BOTTOM

Product Code	Length (Inches)	Width (Inches)	Height (Inches)
4750FB1-19B	19	9	14

#### Features

- 600 Denier polyester prevents the bag from damage and provides flexibility and is lightweight.
- Plastic hard bottom and double stitching reinforcement is 100% waterproof and easy to clean.
- Velcro straps store long tools on both upper sides of the bag.
- Soft grip handles made of rubberized material provides a user friendly grip and isolates against cold temperature.
- Easy access to the handle through the cover
- Pockets provide easy access to tools
- Internal detachable tool panel with Velcro system for quickly taking out and returning tools.



4750FB1-19B



4750FB2-19A



## CLOSED TOOL BAG WITH HARD BOTTOM

Product Code	Length (Inches)	Width (Inches)	Height (Inches)
4750FB2-19A	19	9	14
4750FB2-24A	24	10	15

### Features

- 600 Denier polyester prevents the bag from damage and provides flexibility and is lightweight.
- Plastic hard bottom and double stitching reinforcement is 100% waterproof and easy to clean.
- Heavy duty PVC zippers makes closing and opening quick and easy.
- Quick adjustable straps store long tools.
- Multiple internal and external pockets

TOOL STORAGE

HAND CARRY



4750FB3-12



## 12" ELECTRICIAN'S BAG WITH HARD BOTTOM

Product Code	Length (Inches)	Width (Inches)	Height (Inches)
4750FB3-12	11 ½	7 ½	11 ½

### Features

- 600 Denier polyester prevents the bag from damage and provides flexibility and is lightweight.
- Plastic hard bottom and double stitching reinforcement is 100% waterproof and easy to clean.
- Pockets provide easy access to tools
- Cable loop holder
- Central big compartment for bit tools and materials.



4750FB5A



4750FB5B



## TOOL ORGANIZERS

Product Code	Length (Inches)	Width (Inches)	Height (Inches)
4750FB5C	16	12	3 ½
4750FB5B	13	10 ½	2 ¾
4750FB5A	11	6 ¾	2 ¼

### Features

- Perfect for organizing tools
- Elastic straps for tool distribution in the bottom and upper side.
- Card holder on the front and label holder on the side for quick identification.



4750FB5C



### THREE POUCH BELT SET

Product Code	Dimensions W x H (Inches)
4750-3PB-1	27 x 10

#### Features

- 5 Hand Pockets
- Strong construction with riveted reinforcement
- Easy to adjust comfortable nylon belt with 2 inch quick release buckle



4750-3PB-1



### UNIVERSAL POUCH

Product Code	Dimensions W x H (Inches)
4750-UP-1	12 x 11

#### Features

- Riveted for unbreakable strength
- Leather slots ideal for holding longer tools.
- Measuring tape clip
- Two deep multi purpose open pockets provide for quick tool recognition.



4750-UP-1



### ELECTRICIANS POUCH

Product Code	Dimensions W x H (Inches)
4750-EP-1	10 x 12

#### Features

- Universal tool loop for larger tools to keep them organized
- Chain hook for easy access to insulated tapes.
- Main deep pocket for safe storage
- Additional pocket for smaller tools
- Real leather slots on the sides.



4750-EP-1



### TWO POCKET POUCH

Product Code	Dimensions W x H (Inches)
4750-2PP-1	9 x 11

#### Features

- Wide pockets hold plenty of tools
- Pocket position prevents tools from falling out.



4750-2PP-1





4750-HDLB-1



**HEAVY DUTY LEATHER BELT**

Product Code	Dimensions W x H (Inches)
4750-HDLB-1	2 x 52

- Features**
- Fits waist 28" to 50"



4750-HHO-2



**HAMMER HOLDER**

Product Code	Dimensions W x H (Inches)
4750-HHO-2	4 x 11

- Features**
- Fits Bahco heavy duty leather belt
  - Quick access to hammer
  - Keeps hammer at a comfortable angle.



4750-KP-1



**ANTI SLIP KNEE PADS**

Product Code	Dimensions W x H (Inches)
4750-KP-1	4 x 7

- Features**
- Universal lightweight knee pads for different kinds of surfaces
  - Heavy duty cups ensure comfort and safety when used in difficult conditions.
  - Elastic straps with hook and loop fasteners for easy adjustment to leg sizes.
  - Perfect on uneven surfaces.

TOOL STORAGE

TOOL BELT AND POUCHES



**TOOL TOTE BAGS**

Product Code	Length (Inches)	Width (Inches)	Height (Inches)
JHW TOTE BAGA	14	11	10

**Features**

- Constructed from heavy Cordura® for maximum durability.
- Ideal for storing and toting tools, parts, and supplies.
- Heavy duty zippers for extra long life.



JHW TOTE BAGA



**36" TOOL BAG**

Product Code	Length (Inches)	Width (Inches)	Height (Inches)
AG-BAG-36	36	12	12

**Features**

- Two Handles
- Ideal for storing and toting tools, parts and supplies



AG-BAG-36



**17" OPEN TOTE CADDY TOOL BAG ORGANIZER**

Product Code	Length (Inches)	Width (Inches)	Height (Inches)
3100TB	17	10	13

**Features**

- Hard plastic bottom keeps moisture out of organizer
- Two Handles
- Ideal for storing and toting tools, parts and supplies



3100TB



**METAL SOCKET SET TOOLBOXES**

**Rugged storage for Williams' premium socket sets**

Product Code	Width (Inches)	Depth (Inches)	Height (Inches)	Gauge
TB-101	10	7	1 1/2	22
TB-102	13	9	1 3/4	22
TB-103	18	8	2	22
TB-104	25	9	2	20
TB-12	30 1/4	11 1/2	4 3/4	18
TB-35	14 1/2	5 1/2	1 3/4	22
TB-49	24 7/8	8 1/8	3 7/8	18

**Features**

- Ruggedly constructed for long life.
- Ideal for storing socket sets, other tools, and small parts.
- Made from cold-rolled steel.



TB-103



**METAL SOCKET RAILS AND CLIPS**

Product Code	Description	Material	Length (Inches)
R-9	Socket Rail	Metal	9
R-13R	Socket Rail	Metal	13
R-17	Socket Rail	Metal	17

Product Code	Description	Material	Drive Size (Inches)
RC-25	Socket Clip	Metal	1/4
RC-37	Socket Clip	Metal	3/8
RC-50	Socket Clip	Metal	1/2
RC-75	Socket Clip	Metal	3/4

\* Socket clips sold individually

\* All rails hold any size clips




R-9





RC-37-15P



R-8BLUE



R-4A



50001A



50003A

## WILLIAMS®

### PLASTIC SOCKET RAILS AND CLIPS

Product Code	Description	Material	Length (Inches)
R-8BLUE	Socket Rail - Blue	Plastic	8
R-8RED	Socket Rail - Red	Plastic	8
R-13BLUE	Socket Rail - Blue	Plastic	13
R-13RED	Socket Rail - Red	Plastic	13
R-18BLUE	Socket Rail - Blue	Plastic	18
R-18RED	Socket Rail - Red	Plastic	18

Product Code	Description	Package Quantity	Drive Size (Inches)
RC-25-15P	Socket Clip	15 Pack	¼
RC-37-15P	Socket Clip	15 Pack	¾
RC-50-15P	Socket Clip	15 Pack	½

\* Socket clips sold individually

\* All rails hold any size clips

## WILLIAMS®

### ROLL POUCHES

#### Customize Your Own Tool Sets

Product Code	Number of Pockets	Width (Inches)	Height (Inches)
R-1A	5	6	7 ½
R-2A	5	8	12
R-3A	5	11 ½	15 ½
R-4A	5	12 ½	18 ½
R-5A	5	16	25
R-8A	15	17 ¼	10 ½
R-10A	10	19 ¾	17 ¼
R-11A	10	26 ½	25
R-13A	10	34 ½	32
R-14A	14	20 ¼	9 ¾
R-15A	8	15 ¼	16 ¾
R-20A	14	14 ½	8
R-23A	8	23 ¼	26
R-24A	4	8 ¾	11
R-27A	17	23 ¼	17 ¾
R-28A	26	19 ½	27
R-29A	8	11	12 ¾
R-30A	9	14 ¾	13
R-31A	6	13 ¼	16
R-36A	9	9 ¼	10 ½
R-37A	15	37	26 ½
R-38A	7	13	16 ¾
R-41A	11	24	20
R-42A	7	12 ¾	16
R-43A	7	13	16 ½
R-47A	7	12 ¾	14 ½
R-48A	3	15 ¼	9 ¼
R-49A	12	25 ¾	29

#### Features

- Heavy construction for long life.
- Ideal for storing a variety of tools such as wrenches, extensions, and ratchets.

## WILLIAMS®

### VINYL POUCHES

#### Customize Your Own Tool Sets

Product Code	Width (Inches)	Height (Inches)
50001A	4 ½	12 ½
50003A	6	15
50005A	7 ½	19
50007A	9 ½	19
097411A	6	¾
099965A	9 ½	½

#### Features

- Extra heavy construction with snap fastening
- Clear plastic front panels allows full visibility to tools
- Metal grommets allow pouch to be hung on pegboard





## REPLACEMENT CASTERS

### Heavy Duty Casters

Product Code	Type	Size	Series	Tool Storage Part #	Max Load
50938	Rigid	6 x 2	Heavy Industrial, 54", & 73"	50885, 50990	900
50939	Swivel	6 x 2			900
50936	Rigid	6 x 2	Heavy Industrial, 27", 36", 41" Commercial 75"	50887, 50888, 50890, 50992	600
50937	Swivel	6 x 2			600
50934	Rigid	5 x 2	Commercial 27" & 42"	50866, 50891, 50895, 50902, 50903	412
50935	Swivel	5 x 2			412

### Features

- Caster - 6" in height



## REPLACEMENT LOCK AND KEYS

Product Code	Tool Storage Product Code
50960	50743
50961	50792
50962	50748, 50765, 50778, 50860, 50861, 50865, 50866, 50872, 50873, 50880, 50881, 50885, 50887, 50888, 50890, 50891, 50895, 50902, 50903
50963	50766, 50767, 50768, 50769
50967	50790, 50791, 50946
50968	50740, 50741, 50744
50969	50764, 50990, 50992
50971	50730
50980	50883, 50884
50974	Key Only - Professional Series
50975	Lock Only - Professional Series





# TORQUE TOOLS

We are the world's largest supplier of industrial quality torque tools and a respected leader in precision torque, force and tension calibration systems. CDI is ISO9001 certified and a pioneer in development of the most advanced digital torque measuring instruments in the industry.



<b>Calibration Systems</b>	<b>88</b>
Torque Testers	95
<b>Electronic Torque Wrenches</b>	<b>98</b>
T-Handle/Torqcontrol	103
Torque Screwdrivers	104
<b>Mechanical Torque Wrenches</b>	<b>106</b>
Split Beam Torque Wrenches	112
Interchangeable Head Torque Wrenches	113
Torque Heads	114
Multipliers	120
Torque Facts	122

## MULTITEST CALIBRATION SYSTEMS

The **MULTITEST Torque, Force and Tension Calibration System** is the most sophisticated system available in the industry. This system will test and calibrate most types of torque wrenches, torque screwdrivers, torque multipliers, cable tensiometers, tension and compression gauges and non-impact power tools such as nutrunners and electric screwdrivers.

The Multitest Calibration System can be ordered several ways. Each system begins with the same three basic components: the Multitest Digital Monitor, the Roller Cabinet and the 2000 ft. lb. Mechanical Loader. We offer three different systems, the "Premier", the "Supreme" and the "Basic". These systems and their components are described in detail on the next few pages.

In addition, you may order any component separately to build your own "custom" system.

### Features

- Automatic sensor recognition with "smart" transducers
- Range: 5 in. oz. to 2000 ft. lb. torque (bi-directional)
- Accuracy:  $\pm 0.25\%$  of indicated value, cw & ccw, from 10% to 100% of full scale, (except 2000-4-02\*)
- Built-in, low profile serial printer
- Date and time stamp for stored values
- Statistical analysis performed on stored data
- Stores up to 3000 torque values
- Programmable manual or automatic options for clear, store and print functions
- 110 or 220 Volts selectable. Foreign plugs are included
- Recall and review of stored torque values
- Track, peak, first peak, power tool modes
- RS232C port, analog output
- Eight torque measurement units:  
in. oz., in. lb., ft. lb., Nm, dNm, cNm, mkg and cmkg
- Six force units: ounce, pound, newton, deciNewton, kilopound (kilogram) and gram
- Automatic lock-up for transducer protection
- All transducers supplied with certification
- Individually serialized with matching certificate of calibration traceable to N.I.S.T.

## MULTITEST CALIBRATION SYSTEMS INCLUDE:

CDI #	Description	(mechanical) 2000-1	(mechanical) 2000-2	(mechanical) 2000-3	(motorized) 2800-1	(motorized) 2800-3
Various	Digital Monitor	X	X	X	X	X
2000-600-02	Mechanical Loader Max 2000 ft.lbs.	X	X	X	X	X
2000-100-02	Roller/Storage Cabinet	X	X	X	X	X
2000-400-02	4 in 1 Transducer 4 in. lb. to 250 ft. lbs.	X	X	X		
2000-500-02	4 in 1 Transducer Adapter Kit	X	X	X		
2000-4-02	Transducer Range from 5-50 in. ozs.	X	X			
2000-5-02	Transducer Kit-Range 15-200 in. ozs.	X	X			
2000-6-02	Transducer Kit-Range 4-50 in. lbs.	X				
2000-65-02	Transducer Kit-Range 15-150 in. lbs.	X				
2000-7-02	Transducer Kit-Range 30-400 in. lbs.	X				
2000-8-02	Transducer Kit-Range 80-1000 in. lbs.	X				
2000-10-02	Transducer Kit-Range 10-125 ft. lbs.	X				
2000-11-02	Transducer Kit-Range 20-250 ft. lbs.	X				
2000-12-02	Transducer Kit-Range 60-600 ft. lbs.	X				X
2000-13-02	Transducer Kit-Range 100-1000 ft. lbs.	X	X			
2000-14-02	Transducer Kit-Range 200-2000 ft. lbs.	X	X			X
900-0-1KIT	1/4", 50 in. lb. Joint Rate Simulator	X	X			
900-2-01KIT	3/8", 400 in. lb. Joint Rate Simulator	X	X			
900-3-01KIT	3/8", 1000 in. lb. Joint Rate Simulator	X	X			
2000-550-02	Extension Arm Reach up to 80"	X	X		X	X
2000-750-02	Torque Screwdriver Testing Kit	X				
2000-320-0	Weight Set #1	X				
2500-50-0	2 1/2" Calibration Wheel	X				
2000-151-0	5" Calibration Wheel	X				
2000-152-0	10" Butterfly Calibration Wheel	X				
2000-154-0	40" Calibration Arm	X				
390-2-2	4 oz. Calibration Weight Tray	X				
2000-301	8 oz. Calibration Weight Tray	X				
2000-304-0	7.5 lb. Calibration Weight Tray	X				
2000-302-0	15 lb. Calibration Weight Tray	X				
2000-303-0	50 lb. Calibration Weight Tray	X				
2000-250-02	Calibration Stand Kit	X				
2000-260-0	Force (Tensiometer) Testing Kit	X				
2000-261-0	Force (Tension) Gage Kit	X				
2000-262-0	Force (Compression) Gage Kit	X				
2000-263-02	Force Arm Kit-Small and Large Arms	X				
2000-SW	Wedglink Software	X	X			X
2000-50-1	Cable from Multitest to PC	X	X			X





## MULTITEST PREMIER CALIBRATION SYSTEM

CDI's All Inclusive Calibration System Model 2000-1

### Features

- Our most comprehensive calibration system for torque and force
- Calibrate torque wrenches up to 2000 ft. lbs.
- Check the accuracy and calibrate cable tensiometers, tension and compression gauges
- Includes the easy-to-use 4-in-1 transducer kit
- Eleven single transducers ranging from 5 in. oz. up to 2000 ft. lbs.
- Includes torque screwdriver testing kit
- Automatic safety feature locks system to prevent overloading and possible damage to transducers
- Displays eight units of torque and six units of force
- Also includes a calibration stand and all necessary calibration wheels, arms, weights and trays
- Downloading software included



### MODEL 2000-1 INCLUDES:

Product Code	Description	Product Code	Description
2000-610-02	MULTITEST Monitor	2000-550-02	Extension Arm Kit for Long Torque Wrenches
2000-600-02	Mechanical Loader 2000 ft. lb. capacity	2000-750-02	Torque Screwdriver Testing Kit
2000-100-02	Roller Cabinet	2000-320-0	No. 1 Weight Set
2000-400-02	4 in 1 Transducer Kit, 4 in. lbs. to 250 ft. lbs.	2500-50-0	2-1/2" Calibration Wheel
2000-500-02	4 In 1 Transducer Adapter Kit	2000-151-0	5" Calibration Wheel
2000-4-02*	Transducer Range From 5 - 50 in. ozs. ( $\pm 0.5\%$ )	2000-152-0	10" Butterfly Wheel
2000-5-02	Transducer Range From 15 - 200 in. ozs.	2000-154-0	40" Calibration Arm
2000-6-02	Transducer Range From 4 - 50 in. lbs.	390-2-2	4 oz. Weight Hanger
2000-65-02	Transducer Range From 15 - 150 in. lbs.	2000-301	8 oz. Weight Hanger
2000-7-02	Transducer Range From 30 - 400 in. lbs.	2000-304-0	7.5 lb. Weight Hanger
2000-8-02	Transducer Range From 80 - 1000 in. lbs.	2000-302-0	15 lb. Weight Hanger
2000-10-02	Transducer Range From 10 - 125 ft. lbs.	2000-303-0	50 lb. Weight Hanger
2000-11-02	Transducer Range From 20 - 250 ft. lbs.	2000-250-02	Calibration Stand Kit
2000-12-02	Transducer Range From 60 - 600 ft. lbs.	2000-260-0	Tension Meter
2000-13-02	Transducer Range From 100 - 1000 ft. lbs.	2000-261-0	Force Gauge
2000-14-02	Transducer Range From 200 - 2000 ft. lbs.	2000-262-0	Compression Gauge
900-0-1KIT	Joint Rate Simulator 50 in. lbs. capacity	2000-263-02	Force Arm Kit
900-2-01KIT	Joint Rate Simulator 400 in. lbs. capacity	2000-SW	PC Software
900-3-01KIT	Joint Rate Simulator 1000 in. lbs. capacity	2000-50-3	PC Cables Multitest/Suretest

TORQUE TOOLS

CALIBRATION SYSTEMS



4 in 1 Transducer Kit with Mounting Adapter



Multitest Digital Monitor with Soft Touch Keys.



Snap this code with your smartphone to watch the video!

## MULTITEST SUPREME CALIBRATION SYSTEM

CDI's Torque-Only System Model 2000-2. Listed below are all of the components to CDI's "Supreme" MULTITEST Torque Calibration System. This is our mid-range system for torque, which has a range from 5 in. ozs. to 2000 ft. lbs. Designed for the user who requires precision accuracy and reliability in a torque calibration system. This set includes an extension arm for long torque wrenches and 3 joint rate simulators for testing power tools. (Not for use with impact and pulse tools.) PC compatible software and cables are also included.

### MODEL 2000-2 INCLUDES:

Product Code	Description
2000-610-02	Multitest Digital Monitor
2000-600-02	Mechanical Loader Max 2000 ft.lb.
2000-100-02	Roller / Storage Cabinet 55" W x 24" D x 38" H
2000-400-02	4 in 1 Transducer Kit-Range 4 in. lb. to 250 ft. lb.
2000-500-02	4 in 1 Transducer Adapter Kit
2000-4-02*	Transducer Range From 5 - 50 in. ozs. ( $\pm 0.5\%$ )
2000-5-02	Transducer Kit-Range 15-200 in. oz.
2000-12-02	Transducer Kit-Range 60-600 ft. lb.
2000-13-02	Transducer Kit-Range 100-1000 ft. lb.
2000-14-02	Transducer Kit-Range 200-2000 ft. lb.
2000-550-02	Extension Arm for Long Torque Wrench, Reach up to 80"
900-0-1KIT	1/4" drive, 50 in. lb. Capacity Joint Rate Simulator
900-2-01KIT	3/8" drive, 400 in. lb. Capacity Joint Rate Simulator
900-3-01KIT	3/8" drive, 1000 in. lb. Capacity Joint Rate Simulator
2000-SW	Wedglink Software
2000-50-3	PC Cables Multitest/Suretest



4 in 1 Transducer Kit with Mounting Adapter.

## MULTITEST BASIC CALIBRATION SYSTEM

Listed below are all of the components to CDI's "Basic" MULTITEST Calibration System Model 2000-3. The system includes the 4 in 1 transducer, which is capable of calibrating torque tools from 4 in. lbs. through 250 ft. lbs. Also included is the 2000 ft. lb. loader and the MULTITEST monitor.

### MODEL 2000-3 INCLUDES:

Product Code	Description
2000-610-02	Multitest Digital Monitor
2000-600-02	Mechanical Loader Max 2000 ft.lb.
2000-100-02	Roller / Storage Cabinet 55" W x 24" D x 38" H
2000-400-02	4 in 1 Transducer Kit-Range 4 in. lb. to 250 ft. lb.
2000-500-02	4 in 1 Transducer Adapter Kit



Snap this code with your smartphone to watch the video!

Snap-on Industrial Brands offers factory torque training at our manufacturing facility in the City of the Industry, California. We also offer the same top tier training on-site at your location. Training includes a certificate of completion for each student. All of our training is full immersion hands-on training, not just reading from an instruction manual. Contact your representative for details.



Dual Mode Function Manual and Automatic

## CDI TORQUE PRODUCTS®

### MULTITEST MOTORIZED SYSTEMS

CDI has taken torque calibration to a higher level. Increase your productivity with the 2000 ft. lb. fully automatic motorized loader. Designed for the high volume calibration laboratory that requires a high-speed, automatic torque calibration system. In the automatic mode, the **MULTITEST Motorized System Model 2800-1** will cycle, test and calibrate most torque wrenches. With our optional kits, you can calibrate torque screwdrivers, cable tensiometers, tension and compression gauges utilizing the manual mode, (hand crank only).

The MULTITEST Motorized System consists of the Monitor, Motorized Loader, Roller Cabinet and Extension Arm. Please order the transducers separately based on your individual needs. (Not for use with impact and pulse tools.)

#### Features

- Automatic sensor recognition with "smart" transducers
- Range: 5 in. oz. to 2000 ft. lb. torque (bi-directional)
- Accuracy:  $\pm 0.25\%$  of indicated value, cw & ccw, from 10% to 100% of full scale
- Dual mode function (manual & automatic)
- Automatic speed control
- Built-in, low profile serial printer
- Date and time stamp for stored values
- Statistical analysis performed on stored data
- Emergency stop button
- Programmable manual or automatic options for clear, store and print functions
- Recall and review of stored torque values
- Track, peak, first peak, power tool modes
- RS232C port, analog output
- Eight torque measurement units: in. oz., in. lb., ft. lb., Nm, dNm, cNm, mkg and cmkg
- Six force units: ounce, pound, newton, deciNewton, kilopound and gram
- Automatic lock-up for transducer protection
- All transducers are individually serialized with matching certificate of calibration traceable to N.I.S.T.

#### MODEL 2800-1 INCLUDES:

Product Code	Description
2000-810-01	MULTITEST Digital Monitor
2000-800-02	Motorized Loader with roller cabinet
2000-550-02	Extension Arm for Long Torque Wrench, Reach up to 80"

#### MODEL 2800-3 INCLUDES:

Product Code	Description
2800-1	Base System (see system for details)
2000-400-02	4-in-1 Transducer Kit, 4 in. lbs. to 250 ft. lbs.
2000-500-02	Bracket for 4-in-1 Transducer Adapter Kit
2000-12-02	Transducer Range from 60 - 600 ft. lbs.
2000-14-02	Transducer Range from 200 - 2000 ft. lbs.
2000-SW	Software
2000-50-3	PC Cables Multitest/Suretest



Snap this code with your smartphone to watch the video!



Snap-on Industrial Brands offers factory torque training at our manufacturing facility in the City of the Industry, California. We also offer the same top tier training on-site at your location. Training includes a certificate of completion for each student. All of our training is full immersion hands-on training, not just reading from an instruction manual. Contact your representative for details.



## SURETEST CALIBRATION SYSTEMS

The **SURETEST Model 5000-1** is a laboratory grade instrument which captures torque measurements with a user friendly interface. It features a large LCD graphic display. It may be used with a single transducer or can be used as the principal component of a Torque Calibration System.

The **SURETEST Model 5000-2** is a midrange torque system with a range of 5 in. ozs. to 2000 ft. lbs.

The **SURETEST** features versatile data acquisition capabilities including measurement storage retrieval, statistical analysis and automatic downloading to an external printer/computer. The **SURETEST** stores, recalls and downloads up to 3000 torque readings. The system provides readings with an accuracy of  $\pm .25\%$  of indicated value and features multiple languages: English, Spanish, French, Japanese and German.

The **SURETEST** Torque Calibration System may be ordered in three different combinations. The "Premier", the "Supreme" and the "Basic" systems are described on these pages. In addition, you may order any component separately to build your own "custom" system.

### Features

- Large LCD graphical display
- Five built-in languages
- Date and time stamp
- Dual RS-232 ports, analog output
- SPC built-in
- Automatic downloading
- Accuracy:  $\pm 0.25\%$  of indicated value, CW & CCW, from 10% to 100% of full scale
- Transducers available from 5 in. ozs. to 2000 ft. lbs. of torque
- All transducers are "smart" (plug and play)
- Readout in eight different engineering units
- Stores and recalls 5000 torque values (date & time)
- Fully automatic voltage input adaptation (100 - 240 VAC input)
- Data is saved when SURETEST is turned off
- All transducers are individually serialized with matching certificate of calibration traceable to N.I.S.T.



Set-up is quick and easy utilizing soft touch keys.



Easy, quick change transducers.

### SURETEST CALIBRATION SYSTEMS INCLUDE:

Product Code	Description	5000-1 Premier	5000-2 Supreme	Product Code	Description	5000-1 Premier	5000-2 Supreme
5000-ST	Suretest Monitor w/Cable and Case	x	x	2000-320-0	Weight Set #1	x	
2000-600-02	Mechanical Loader Max 2000 ft.lb.	x	x	2500-50-0	2 1/2" Calibration Wheel	x	
2000-100-02	Roller / Storage Cabinet 55" W x 24" D x 38" H	x	x	2000-151-0	5" Calibration Wheel	x	
2000-400-02	4 in 1 Transducer Kit-Range 4 in. lb. to 250 ft. lb.	x	x	2000-152-0	10" Butterfly Calibration Wheel	x	
2000-500-02	4 in 1 Transducer Adapter Kit	x	x	2000-154-0	40" Calibration Arm	x	
2000-4-02	Transducer Kit-Range 5-50 in. oz.	x	x	390-2-2	4 oz. Hanger Calibration Weight Tray	x	
2000-5-02	Transducer Kit-Range 15-200 in. oz.	x	x	2000-301	8 oz. Hanger Calibration Weight Tray	x	
2000-12-02	Transducer Kit-Range 60-600 ft. lb.	x	x	2000-304-0	7.5 lb. Calibration Weight Tray	x	
2000-13-02	Transducer Kit-Range 100-1000 ft. lb.	x	x	2000-302-0	15 lb. Calibration Weight Tray	x	
2000-14-02	Transducer Kit-Range 200-2000 ft. lb.	x	x	2000-303-0	50 lb. Calibration Weight Tray	x	
2000-550-02	Extension Arm for Long Torque Wrench, Reach up to 80"	x	x	2000-250-02	Calibration Stand Kit	x	
900-0-1KIT	1/4" drive, 50 in. lb. Capacity Joint Rate Simulator	x	x	2000-SW	Wedgeline Software	x	x
900-2-01KIT	3/8" drive, 400 in. lb. Capacity Joint Rate Simulator	x	x	2000-50-3	PC Cables Multitest/Suretest	x	x
900-3-01KIT	3/8" drive, 1000 in. lb. Capacity Joint Rate Simulator	x	x				
2000-750-02	Torque Screwdriver Testing Kit for 2000-600-02 Loader	x					

## CDI TORQUE PRODUCTS®

### SURETEST™ BASIC CALIBRATION SYSTEM

The SURETEST Model 5000-3 is a laboratory grade instrument which captures torque measurements with a user friendly interface. It features a large LCD graphical display. It may be used with a single transducer or can be used as the principal component of a Torque Calibration System.

The SURETEST features versatile data acquisition capabilities including measurement storage, retrieval, statistical analysis and automatic downloading to an external printer/computer. The SURETEST stores, recalls and downloads up to 3000 torque readings. The system provides readings with an accuracy of +/- .25% of indicated value and features multiple languages: English, Spanish, French, Japanese and German.

#### Features

- Large LCD graphical display
- Five built-in languages
- Date and time stamp
- Dual RS-232 ports, analog output
- SPC built-in
- Automatic downloading
- Accuracy is +/- 0.25% of indicated value, CW & CCW, from 10% to 100% of full scale
- Transducers available from 5 in. ozs. to 2000 ft. lbs. of torque
- All transducers are "Smart" (Plug and Play)
- Readout in eight different engineering units
- Stores and recalls 3000 torque values (Date & Time)
- Fully automatic voltage input adaptation (100 - 240 VAC input)
- Data is saved when SURETEST is turned off
- All transducers supplied with certification
- All transducers are individually serialized with matching certificate of calibration traceable to N.I.S.T.



4 in 1 Transducer Kit with Mounting Adapter.

#### MODEL 5000-3 INCLUDES:

Product Code	Description
5000-ST	Suretest Monitor w/Cable and Case
600TL-2	Mechanical Loader 600 ft. lb.
2000-400-02	4 in 1 Transducer Kit-Range 4 in. lb. to 250 ft. lb.
2000-500-02	4 in 1 Transducer Adapter Kit
2000-12-02	Transducer Kit-Range 60-600 ft. lb.



#### CUSTOM CALIBRATION SYSTEMS

Don't see the exact system you're looking for? Please call customer service to request a quotation on a custom calibration system. We will provide assistance designing a testing system to fit your application and specifications.



Snap this code with your smartphone to watch the video!

**TEST/CALIBRATION ACCESSORIES**

CDI's **calibration equipment** is expressly designed to calibrate the complete line of CDI Torque Transducers. All weight trays, arms and brackets supplied by CDI Torque Products are built with precision accuracy to meet the demanding needs of the calibration professional. All calibration wheels and arms are certified as to length, and supplied with a certificate of accuracy, which is traceable to N.I.S.T. (National Institute of Standards and Technology). Weights, trays and hangers are weight certified and are also supplied with a certificate of accuracy traceable to N.I.S.T. Mass Classification is Class F. Mating adapters are available to facilitate the use of the various components. Written procedures are available upon request for calibrating any of CDI's manufactured torque products.



**TEST/CALIBRATION ACCESSORIES**

Product Code	Description
2000-750-02	Torque Screwdriver Testing Kit for 2000-600-02 Loader
2000-750-06	Torque Screwdriver Testing Kit for 600TL Loader
2000-320-0	Weight Set #1 - For all Transducers
2000-321-0	Weight Set #2 - For 200 in. oz. to 600 ft. lbs.
2000-322-0	Weight Set #3 - For 600 ft. lb. to 2000 ft. lbs.
390-2-2	4 oz. Hanger Calibration Weight Tray
2000-301	8 oz. Hanger Calibration Weight Tray
2000-302-0	15 lb. Calibration Weight Tray
2000-303-0	50 lb. Calibration Weight Tray
2000-304-0	7.5 lb. Calibration Weight Tray
2000-250-02	Calibration Stand Kit
2500-50-0	2½" Calibration Wheel
2000-151-0	5" Calibration Wheel
2000-152-0	10" Butterfly Calibration Wheel
2000-154-0	40" Calibration Arm
2000-152-3	½" x ¾" Male & Female Reducer Adapter
2000-226-3	¾" x ½" Male & Female Reducer Adapter
2000-226-2	1" x ¾" Male & Female Reducer Adapter
2000-0154-18	1 ¼" x ¾" Male & Female Reducer Adapter
S/2000-221-0	1 ¼" x ¾" Flange Adapter for 40" Arm
2000 Calkit	Complete Calibration Kit up to 2000 ft.lbs.
342-35	Transducer Mounting Bracket up to 1000 in. lb. (TB342/1)
342-36	Transducer Mounting Bracket 125-600 ft. lb. (TB342/2)
2000-150-03	Transducer Bracket, 1000-2000 ft.lb.
343-25	Transducer Mounting Bracket 4 in 1 ETT (TB343)

**SOCKET ADAPTERS FEMALE X FEMALE**

Product Code	Opening	x	Opening
260-27	¼" hex	x	¼" sq
342-40	¼" sq	x	¼" sq
342-41-1	¼" sq	x	⅜" sq
342-41-2	⅜" sq	x	⅜" sq
65-26-2	½" sq	x	⅜" sq
65-26-3	½" sq	x	½" sq
65-78-1	½" sq	x	¾" sq
65-78-2	¾" sq	x	¾" sq
75-25-1	1" sq	x	¾" sq
75-20	1" sq	x	1" sq





## CDI TORQUE PRODUCTS

### MULTITORQ TORQUE & DATA COLLECTION SYSTEMS



The **MULTITORQ portable electronic torque meter** displays torque readings from sensors that attach between sockets and driver. MULTITORQ is a highly versatile torque analyzer/data acquisition system that can be used with sockets, extensions, universal joints, ratcheting drivers or any combination of these. Sensors are sold separately, available in 8 ranges from 2-20 in. ozs. to 150-1500 ft. lb. Accuracy  $\pm 1\%$  of reading ( $\pm 2\%$  reading for 20 in. oz., and 10 in. lb.) 10-100% of sensor range.

The torque analyzer features a wide angle viewing LCD display with selectable readouts; ft. lb., in. lb., in. oz., Nm, dNm, mkg, and cmkg units. Torque target settings are entered via a push button membrane keyboard. High and low torque limits are adjustable to give an audible and visual alarm. The user selects Track mode to display torque values as they are applied, or Peak mode to display the highest torque value applied.

#### Features

- 4 digit w/ alpha & numerical function flags
- 4 digit, 8000 counts display capacity
- Accuracy:  $\pm 1\%$  of indicated value, cw & ccw, from 10% to 100% of full scale, 201-O-MT and 101-I-MT are  $\pm 2\%$
- Soft touch keys: hi/lo alarm, zero tare, set-up, units, store/recall/clear, send, statistics, enter
- Units of measurement: ft. lb., in. lb., in. oz., Nm, dNm, mkg and cmkg
- Storage: -20 to 50 degrees C (-2 to 122 degrees F)
- Humidity: up to 90%, non-condensing
- Dimensions: 3" wide, 2.5" high (3" with belt clip), 6" deep
- Weight: 1 pound
- Charge life (full charge to shutoff): 20 hours continuous
- Battery chargers: 120 VAC
- Optional 220 Volt charger available
- Output: 9VDC, 200mA
- Data storage/recall: 3500 measurements
- Serial output port: RS-232 (true), 300-19.2k baud, and mitutoyo (statistical protocol)
- Rechargeable Ni-Cad batteries
- Reads bi-directionally (cw and ccw)



Turns any ordinary ratchet wrench.....



...into a highly accurate digital torque tool.

### MULTITORQ TORQUE & DATA COLLECTION SYSTEMS

#### Standard Set Includes:

Product Code	Description
1600-MT	MULTITORQ Unit includes: power pack/charger (P115-30) and case (1600-50)

#### Sensors: (sold separately)

Product Code	Torque Range	Drive
201-0-MT	2 - 20 in. oz.	1/4"
101-I-MT	1 - 10 in. lb.	1/4"
501-I-MT	5 - 50 in. lb.	1/4"
2001-I-MT	20 - 200 in. lb.	1/4"
1002-F-MT	10 - 100 ft. lb.	3/8"
2503-F-MT	25 - 250 ft. lb.	1/2"
6004-F-MT	60 - 600 ft. lb.	3/4"
15005-F-MT	150 - 1500 ft. lb.	1"

Certificate of accuracy traceable to N.I.S.T. supplied with each transducer. All components ordered separately.

#### Optional Accessories:

Product Code	Description
2000-50-1	Download Cable Rs-232 to 9 Pin Serial Point
1800-5027	220 VAC (50-60 Hz) Charger





## DIGITAL TORQUE TESTER™ (DTT)

### TEST THE HEALTH OF YOUR TORQUE WRENCHES - ANYWHERE WITH THE DIGITAL TORQUE TESTER.

Utilizing the testing protocol and standards developed by the American Society of Mechanical Engineers (ASME)

The **Digital Torque Tester™ (DTT)** is designed to be an affordable torque tester that can be mounted on a wall or with the optional table bracket to allow the operator to conveniently test torque wrenches and torque screwdrivers. It features an easy to use touch pad screen to capture peak torque values during a test in real time, and download stored torque data to a PC. All DTT torque testers are sold in a kit with the tester, carrying case and AC/DC power supply.



## DIGITAL TORQUE TESTER™ (DTT)

Product Code	Female Drive	Range English	Range cNm, Nm	Range, kgcm
1001-O-DTT	1/4"	10 - 100 in.oz.	7.06 - 70.6 cNm	.720 - 7.20 cmkg
8001-O-DTT*	1/4"	20 - 800 in.oz.	14.1 - 565 cNm	1.44 - 57.6 cmkg
501-I-DTT	1/4"	5 - 50 in.lb.	56 - 565 cNm	5.76 - 57.60 cmkg
1001-I-DTT	1/4"	10 - 100 in.lb.	113 - 1113 cNm	11.5 - 115 cmkg
2502-I-DTT	3/8"	25 - 250 in.lb.	2.82 - 28.25 Nm	28.80 - 288.0 cmkg
4002-I-DTT	3/8"	40 - 400 in.lb.	4.52 - 45.2 Nm	46 - 460 cmkg
10002-I-DTT	3/8"	100 - 1000 in.lb.	11.3 - 113 Nm	115 - 1152 cmkg
2503-F-DTT	1/2***	25 - 250 ft.lb.	33.8 - 338 Nm	3.45 - 34.5 kgm
6004-F-DTT	3/4"	60 - 600 ft.lb.	81.3 - 813 Nm	8.30 - 83 kgm

Accuracy: ± 0.50% 10% to 100% CW & CCW of indicated test value @ 25° C  
 \*Accuracy: ± 1% CW & CCW from 2-1/2% to 100% of full scale. New for Torque Screwdriver.  
 Units of Measure: Nm, kgcm, ft.lb., in.lb., in.oz., kgm, cNm  
 Operation Modes: PEAK, FIRST PEAK  
 Operating Temperature: 10 to 32° C (50 to 90° F)  
 Storage Temperature: -20 to 50° C (-2 to 122° F)  
 Humidity: 85% Relative Humidity @ 21° C (70° F)  
 Power Supply: Included 9-volt A/C D/C adapter. 6 AA batteries included.  
 Data Storage/Recall: Memory Capacity – 500 Records  
 Dimensions: W - 10" x H - 16" x D - 2.5"  
 Weight: (Tester Only) - 10.7 lbs., (with Carrying Case) - 17.4 lbs.  
 \*\* Includes 1/2" - 3/8" Reducer



Snap this code with your smartphone to watch the video!

TORQUE TOOLS

TESTERS

## DTT OPTIONAL ACCESSORIES

Product Code	Description
2344-0050-03	Table Mounting Bracket for DTT Series Testers
2344-0051-02	Male SQ Adapter 3/8" x 3/8"
2344-0051-11	1/4" to 1/4" Male x Male Square Adapter
2344-0051-13	1/2" to 1/2" Male x Male Square Adapter
2344-0051-16	3/8" to 1/2" Male x Male Square Adapter
2344-0051-19	3/4" to 1-1/4" Male x Male Square Adapter



Table Mounting Bracket



## TORQUE COMPARATOR

Large dual scale. Perfect when a quick check of your wrench is required before usage. Compact design allows for mounting on any flat surface in either horizontal or vertical position. Torque Comparator is calibrated on torque testers which are certified using test bars and "F" weights traceable to NIST. +/- 2% accuracy from 20% of full scale to full scale. Calibration Compliance Certificate.

## TORQUE COMPARATOR

Product Code	Square Drive	English Capacity	Inc.	Nm, Capacity	Inc.
1753-TC	1/2"	175 ft. lbs.	5 ft. lbs.	230 Nm	10 Nm
6004-TC	3/4"	600 ft. lbs.	5 ft. lbs.	800 Nm	20 Nm



## CDI TORQUE PRODUCTS

### ETT™ ELECTRONIC TORQUE TESTER

The **ETT (Electronic Torque Tester)** is CDI's portable torque tester. Unlike a torque calibration system, which can be used to generate a torque wrench certification, the ETT is a portable, battery powered stand-alone torque tester. It can also be used on AC power. Its primary use is to check the accuracy of dial and click type torque wrenches and torque screwdrivers to maintain their accuracy in between calibrations. With the addition of a joint rate simulator, ETT can also check stall and clutch type pneumatic and electronic torque tools. It should not be used with any impact or pulse type tools. There are eight models with torque ranges from 10 inch ounces up to 600 foot pounds.

#### Features

- Integral transducer and sturdy housing allow mounting in virtually any position
- Unique neck design allows the operator to see the LCD display when testing long torque wrenches
- Accuracy: ± 0.5% of indicated value, cw & ccw, from 10% to 100% of full scale + 1 increment or least significant digit
- Four modes of operation: peak mode, power tool mode, first peak mode and track mode
- Dual scale (English/Nm or English/cNm, dNm)
- Auto/manual display reset
- Reads bi-directionally (cw and ccw)
- Rechargeable NiCad batteries
- Designed to be a sturdy low cost tester, ETT can be placed on the wall in the factory, on a portable cart or on a bench allowing operators to test torque wrenches or power tools without having to leave their station



### ELECTRONIC TORQUE TESTERS (ETT)

Product Code	Torque Range SAE	Torque Range Newton Meter	Drive Size
1001-OETT	10 - 100 in. oz.	7.0 - 70.6 cNm	1/4"
4001-OETT	40 - 400 in. oz.	28 - 280 cNm	1/4"
501-I-ETT	5 - 50 in. lb.	5.6 - 56 dNm	1/4"
1001-I-ETT	10 - 100 in. lb.	11.3 - 113 dNm	1/4"
2502-I-ETT	25 - 250 in. lb.	28 - 280 dNm	3/8"
10002-I-ETT	100 - 1000 in. lb.	113 - 1130 dNm	3/8"
2503-F-ETT	25 - 250 ft. lb.	34 - 339 Nm	1/2"
6004-F-ETT	60 - 600 ft. lb.	81 - 813 Nm	3/4"

- Use joint simulator with Power Tools
- Power adapter cord included - Part #P115-30
- Bench bracket available - Part #343-25
- Socket adapter included with tester (female to female) suited for size of square drive of ETT



## CDI TORQUE PRODUCTS

### DIGITAL TORQUE CHECKER

**Perfect for checking mechanical and digital torque wrenches regularly before use. Simple operation and affordable, to allow convenient mounting close to each departments where torque wrenches are used frequently**

Product Code	Square Drive	English Capacity	Nm. Capacity	Weight
2503-F-DTC	1/2"	25-250ftlbs	34-339 Nm	4.9 lbs
1002-F-DTC	1/2"	5-100FT LBS	-	4.9 LBS
DTS82-69	A/C Adaptor			
3325-0440-01	Bench Mount Bracket			



#### Features

- Simple operation enables any torque wrench user to quickly check wrench accuracy
- Uses 3 AA batteries (Included), LCD displays battery life indicator
- Large backlit LCD screen
- Audio beep on overtorque (125% of full scale)
- 3/8" Adapter included
- Accuracy +/- 1%
- Push Button Mode Select: First peak, Peak Hold, Tracking
- Units: Ft-Lb, In-Lb, Nm
- Includes Certificate of Calibration
- Compact design for mounting on any flat surface in horizontal or vertical position
- CE Approved
- Overall dimensions are: 4 3/4 x 13 1/2 x 2 3/16



Snap this code with your smartphone to watch the video!

TORQUE TOOLS

TESTER





## COMPUTORQ SG-STEEL GRIP ELECTRONIC TORQUE WRENCH

### TORQUE IN LESS TIME, WITH MORE ACCURACY AND CONTROL

This new line of Electronic Torque Wrenches from CDI Torque Products is truly revolutionary. They unite torque and angle in a single mode to provide the most accurate and fastest way to tighten fasteners in a sequence. In addition to the LED indicator lights, an audible beep and handle vibration alert you when target torque is achieved.

**CDI COMPUTORQ SG Industrial Electronic Torque Wrenches** provide instant data on the exact torque actually applied—something mechanical wrenches can't do. The patent-pending Torque and Angle combo mode provides the most accurate and fastest way to achieve torque plus angle in a single motion. Control torque accuracy to +/- 2% clockwise, +/- 3% counterclockwise. Control angle accuracy to +/- 1% of reading and +/- 1 degree.

The rugged, all-steel body is designed to stand up to industrial use and each wrench is backed by a 1 year warranty.

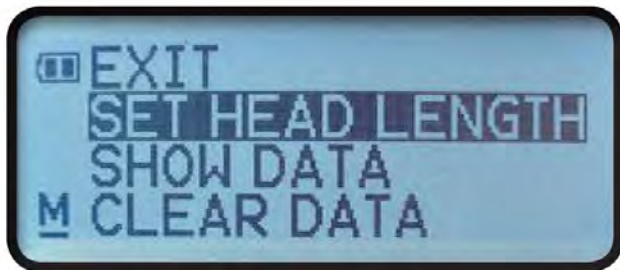


TORQUE TOOLS

ELECTRONIC WRENCH

### LED INDICATOR LIGHTS

Dual side LED indicator lights with configurable settings provide operational guidance.



Snap this code with your smartphone to watch the video!

### DID YOU KNOW?

These Industrial Torque Wrenches are ideal for any working condition thanks to audible, tactile and visual indicators that verify when torque is within the target range.



### MULTI-SENSORY INDICATORS

The easy-to-read LCD screen, LED indicator lights, audible beep and handle vibration work together to signal when torque is within the targeted range.





## COMPUTORQ SG-STEEL GRIP ELECTRONIC TORQUE WRENCH

### CONVENIENCE & CONTROL

**COMPUTORQ SG TORQUE WRENCHES** are fully programmable for reliable, consistent, and repeatable torque application. Every model features a large, backlit LCD screen for better visibility in a variety of working conditions and a high capacity memory for storage of 1,500 readings.



#### CONVENIENT DATA DOWNLOAD

USB plug and play technology allows data download without additional software. Simply connect the included USB cord to the wrench and a PC to drag and drop data for an audit proof trail and process control.

DATE/TIME	MIN TARGET TORQUE	MAX TARGET	PEAK TORQUE	MIN TARGET	MAX TARGET	PEAK ANGLE	TORQUE UNITS	TORQUE STATUS	ANGLE STATUS	MODE COUNT
1/1/2013 16:38	20	30	20.3	0	0	0	FT-LB	OK	OK	3
1/1/2013 16:38	20	30	20.55	0	0	0	FT-LB	OK	OK	2



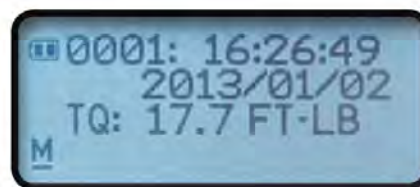
#### FULLY PROGRAMMABLE

50 memory presets with a batch count up to 99. Presets can be locked to prevent inadvertent changes or tampering.



#### CALIBRATION DUE INDICATOR

Using a patent-pending\* time based calibration technology, the wrench alerts you when calibration is needed.



#### RELIABLE DATA TRAIL

Time stamped data trail for quality control, job auditing, and torque verification.

#### SEQUENCE PROGRAMMING

Allows you to program different torque applications in sequence and lock in job mode to ensure the operator follows sequence without error.



Product Code	2401CASG	1002CASG	2503CASG	6004CASG
Square Drive	1/4"	3/8"	1/2"	3/4"
Head Type	Sealed Flex Head	Sealed Flex Head	Sealed Flex Head	Sealed Fixed Head
Torque Range, in lb	12-240	60-1200	150-3000	360-7200
Torque Range, ft lb	1-20	5-100	12.5-250	30-600
Torque Range, Nm	1.4-27.2	6.8-135.6	16.9-339	40.7-813.5
Torque Accuracy	+/- 2% Clockwise; +/- 3% Counterclock-wise	+/- 2% Clockwise; +/- 3% Counterclock-wise	+/- 2% Clockwise; +/- 3% Counterclock-wise	+/- 2% Clockwise; +/- 3% Counterclock-wise
Angle Range	0-360 Degrees	0-360 degrees	0-360 degrees	0-360 Degrees
Storage Capacity	1,500 Readings	1,500 Readings	1,500 Readings	1,500 Readings
Number of Presets	50	50	50	50
All Steel Body	Yes	Yes	Yes	Yes
Batteries Included	3 x AAA Alkaline	3 x AA Alkaline	3 x AA Alkaline	3 x AA Alkaline
Storage Case Included	Yes	Yes	Yes	Yes
Ratchet Service Kit	0514-0029-01RK	0514-0030-01RK	0514-0031-01RK	9610-0112RK
Head Depth (A)	3/4" (19.3 mm)	1-1/32" (26.19 mm)	1-3/10" (33.02 mm)	2-4/5" (71.12 mm)
Head Width (B)	15/16" (23.8 mm)	1-7/10" (43.18 mm)	1-1/2" (63.5 mm)	2-3/5" (66.04 mm)
Warranty	1-Year	1-Year	1-Year	1-Year

All models comply with ISO®-6789-2003 and ASME® B107.300-2010 (B107.28) Standards for Electronic Torque Instruments

\*U.S. and Foreign Patents Pending



## COMPUTORQ 3 ELECTRONIC TORQUE WRENCHES

The **COMPUTORQ 3** Electronic Torque Wrench is a simple to use digital readout wrench that displays real time torque values in any of four torque units, ft.lbs., in.lbs., Nm, kg.cm. Simply set the desired torque value and apply force until the green LED illuminates. Great for light industrial, automotive, motorcycle, watercraft and aircraft applications.

### Features

- Sleek new design
- 15-degree flex ratcheting head
- Push button socket release head
- Large, easy to read digital display
- Long battery life, uses 2 each CR123 lithium batteries
- Ergonomically designed molded non-slip rubber grip
- Torques in both clockwise and counterclockwise directions
- Battery saving auto-shutoff after two minutes
- **COMPUTORQ 3** remembers last unit and torque setting selected
- Audible tone sounds when set torque value is reached, if the set torque value is exceeded, an alarm tone will sound.
- 3 color LED light bar
  - YELLOW LED indicates approaching desired torque setting
  - GREEN LED indicates desired torque value is reached
  - RED LED indicates fastener was overtorqued, loosen and retighten.
- When desired torque value is reached, display will hold value and flash for ten seconds.
- **COMPUTORQ 3** will operate in any of four torque units, foot pounds (ft. lbs.), inch pounds (in. lbs.), newton meter (Nm) or kilogram centimeter (kg. cm.).
- **ACCURACY:**
  - ±2% CW of readings from 20% to 100% of full scale
  - ±3% CCW of readings from 20% to 100% of full scale
- N.I.S.T. traceable certificate of calibration included

### STANDARD MODELS

Product Code	Drive	Torque				Length		Wt. Lbs. (kgs)
		Ft. Lb.	In. Lb.	Nm	Kg. Cm.	In. (mm)	Lbs. (kgs)	
2401CI3	¼"	2.0 - 20.0	24 - 240	2.71 - 27.10	27.6 - 276	15 (381)	2.0 (.91)	
1002CF3	⅜"	10.0 - 100.0	120 - 1200	13.6 - 135.6	138 - 1382	17 (432)	2.2 (1.0)	
2503CF3	½"	25 - 250	300 - 3000	33.8 - 338	345 - 3456	27 (686)	3.5 (1.59)	



### HIGH ACCURACY MODELS


Product Code	Drive	Torque				Length		Wt. Lbs. (kgs)
		Ft. Lb.	In. Lb.	Nm	Kg. Cm.	In. (mm)	Lbs. (kgs)	
2401CI3HA*	¼"	2.0 - 20.0	24 - 240	2.71 - 27.10	27.6 - 276	15 (381)	2.0 (.91)	
1002CF3HA*	⅜"	10.0 - 100.0	120 - 1200	13.6 - 135.6	138 - 1382	17 (432)	2.2 (1.0)	
2503CF3HA*	½"	25 - 250	300 - 3000	33.8 - 338	345 - 3456	27 (686)	3.5 (1.59)	

The certification of accuracy provided per ASME and ISO Standards is 20% to 100% of full scale.

**\*HIGH ACCURACY ±1% Clockwise direction only.**  **It couldn't be easier to use!**



**HIGH ACCURACY  
MODELS AVAILABLE**



COMPUTORQ 3 Display and 3 Color LED Light Bar







## TORQUE & ANGLE™ ELECTRONIC TORQUE WRENCHES

The CDI Torque and Angle Electronic Wrench incorporates 21st Century Technology in a simple to use digital wrench. Specifically designed to meet the needs of the torque professional where torque plus angle is required. It features three units of torque, ft.lbs. In.lbs. and Nm as well as the angle mode.

The Torque and Angle wrench allows the technician to apply a specific torque load, followed by the angle specification, all in one convenient wrench. It features a three LED light bar and audible buzzer. As the angle mode is a separate function, the wrench can also be used as a stand alone digital torque wrench.

### Features

- Accuracy is +/- 2% CW, +/- 3% CCW of indicated value
- Gyro chip senses 360° of movement, and is accurate to within +/- 3.8°
- No maintenance, just change batteries at 80 hours
- VERY easy to set up and use quickly
- Red LED alerts user when over ranged
- Digital torque measurement and digital angle measurement in one convenient package
- Ergonomic non-slip cushion grip
- 15% Flex Ratchet head
- Long battery life, uses two CR123 lithium batteries
- Convenient, push button socket release ratchet head
- 3 step LED visual signal system:
  - Yellow Light = approaching target torque
  - Green Light = target torque reached
  - Red Light = over torque indicator
- N.I.S.T. traceable certificate of calibration included

## TORQUE & ANGLE™ ELECTRONIC TORQUE WRENCHES

Product Code	Drive	Ft. Lb.	In. Lb.	Nm	Angle	Length	Wt.
						In. (mm)	Lbs. (kgs)
1002TAA-CDI	3/8"	10 - 100	120 - 1200	12.6 - 135.6	0-360°	17 (432)	2.2 (1.0)
2503TAA-CDI	1/2"	25 - 250	300 - 3000	33.8 - 338	0-360°	27 (686)	3.5 (1.59)

The certification of accuracy provided per ASME and ISO Standards is 20% to 100% of full scale.



## HEAVY-DUTY TORQUE & ANGLE™ TORQUE WRENCH

**LEADING THE WAY IN HEAVY-DUTY TORQUE AND ANGLE APPLICATIONS WITH INNOVATIVE SOLUTIONS THAT MAKE A DIFFERENCE IN DOING THE JOB RIGHT.**

The CDI 600 ft.lb. Heavy-Duty Torque & Angle™ Torque Wrench eliminates the need for angle gauges and protractors, providing the most accurate and efficient way to achieve torque plus angle tightening sequences now specified by many manufacturers. The digital readout displays a torque setting then with a push of a button, switches to the angle mode. Angle readout not affected by ratcheting. Angle calculation based on the same gyroscopic technology that maintains helicopters at level flight.

- Torque Accuracy: (2% CW & 3% CCW FROM 20 – 100% F.S.) (4% CW & 6% CCW FROM 10 – 19% F.S.)
- Angle Accuracy: ± 3.8% of indicated value
- Angular Display Resolution: 1°

### Features

- Torque Units: ft.lb., in.lbs., Nm
- Audible alert when target is reached
- Display Resolution: 0.1 ft.lb., 0.1 Nm, 1 in.lb.
- Comfortable non-slip grip handle
- Sealed Ratchet Head
- 4 "AA" Alkaline Batteries Included
- Low Battery Indicator and Auto Shutoff after two minutes idle
- Operating Temperature: 40 - 110° F. (5 - 42° C)
- Storage Temperature: 0 - 122° F (-20 - 50° C)
- Humidity up to 90% non-condensing
- EU/CE-DE, ES, FR, IT, NL, PT, UK and Japanese language manual
- Certificate of N.I.S.T. traceability for 20% to 100% of full scale
- Includes storage case

## HEAVY-DUTY TORQUE & ANGLE™ TORQUE WRENCH

Product Code	Drive	Ft. Lb.	In. Lb.	Nm	Angle	Length	Wt.
						In. (mm)	Lbs. (kgs)
6004TAA	3/4"	120 - 600	1440 - 7200	156 - 780	0-360°	49 (1244.6)	14 (6.35)



## ELECTRONIC DIAL TORQUE WRENCH

The new **Electronic Dial (ED)** torque wrench features solid-state electronics for accurate torque application and measurement. ED's design provides easy set-up and usage. There is no need to look directly at the digital readout as the wrench features 3 indicating lights and an audible buzzer.

The ED wrench has unsurpassed reliability and durability -- 21st century technology in a simple, easy to read digital torque wrench.

### Features

- 4 units of measure...ft lb, in lb, Nm, kg.cm.
- Accuracy:  $\pm 1\%$  CW &  $\pm 1\%$  CCW - of indicated value from 20% to 100% of full scale
- 3 step LED visual signal system  
YELLOW LIGHT = approaching target torque  
GREEN LIGHT = target torque reached  
RED LIGHT = over torque indicator
- Audible tone when desired torque is reached
- Alarm tone sounds if wrench is overtorqued
- Ergonomically designed wrench body
- Display can be turned 180 degrees to allow left hand usage
- Battery cover designed to be aviation FOD proof
- Holds "peak" torque reading for 10 seconds
- Constructed of special Capron® material for long life and durability
- Resistant to the majority of chemicals used in industrial environments
- Wrench can be hung on tool board
- Bar graph displays orientation of torque application (left or right hand)
- Uses standard 9 volt alkaline battery
- N.I.S.T. traceable certificate of calibration included
- Meets or exceeds ASME B107.300 - 2010



TORQUE TOOLS

ELECTRONIC DIAL TORQUE WRENCH

## ELECTRONIC DIAL TORQUE WRENCH

Product Code	Drive	In. Lb.	Ft. Lb.	Nm	Kg. Cm.	Length		Wt. Lbs. (kgs)
						In. (mm)		
501ED-CDI	¼"	5 - 50	.42 - 4.17	.56 - 5.65	57 - 57.61	11.5 (292)		1.25 (.57)
2502ED-CDI	¾"	25 - 250	2.08 - 20.83	2.82 - 28.25	28 - 280.03	14.5 (368)		1.51 (.68)
6002ED-CDI	¾"	60 - 600	5 - 50	6.79 - 67.79	69 - 691.27	14.5 (368)		1.51 (.68)



CDI "ED": Easy to change dial orientation.



The yellow LED illuminates within 10% of target torque.




The green LED illuminates within 4% of target torque. Continuous buzzer sounds when target is reached.



The red LED illuminates 4% beyond target torque, indicating fastener was overtorqued. Rapid "alarm" buzzer sounds.

**CDI TORQUE PRODUCTS**

**TORQUE LIMITING T-HANDLE - PRE-SET**



Product Code	Nm	Pre Set Value		Bit
		Ft. Lb.	In. Lb.	
TLPT4NM	4.0	2.9	35.4	4 mm
TLPT5NM	5.0	3.7	44.3	4 mm
TLPT6NM	6.0	4.4	53.1	4 mm

**Features**

- Torque Limiting Technology to Prevent Over-Tightening
- Magnetic Shank to Interchange Bits as Needed
- Rounded T-Handle Grip for Added Comfort
- Hi-Vis Color for Easy Identification
- Shaft accepts 1/4" hex shank bits, a 4 mm bit is included in each driver



**CDI TORQUE PRODUCTS**

**TORQCONTROL ADJUSTABLE TORQUE TOOL**

**ACCURATE, FAST, EASY AND ERROR-PROOF**

Applying just the right amount of torque in low-torque applications can be tricky at times. The new patent-pending TorqControl Torque Tool is an adjustable, torque limiting tool that applies torque in a range between 2 Newton Meters (Nm) and 8 Nm, indexing at every tenth Newton Meter.

Product Code	Nm Range	Included Bits
TLA28NM	2.0-8.0	4 mm, 5 mm, 6 mm, T25, 4" Long 4mm, 4" Long T25 Bits

**Features**

- Perfect for applying torque to bicycle components
- Magnetic tip holds, and allows for easy bit changes
- Standard 1/4" hex tip can utilize any standard hex bits
- Ergonomic L-shaped handle with rubberized cap for better grip
- Includes Certification of Accuracy
- TorqControl provides easy adjustability

TORQUE TOOLS

T-HANDLE/TORQCONTROL



## TORQUE SCREWDRIVERS - MICRO-ADJUSTABLE

Adjustable models offer versatility for applications that require more than one torque value. These torque screwdrivers are particularly suited for the electronics industry and for instrument assembly work. A simple, cam-over design prevents over-tightening and possible damage to components.

Torque settings are easily and accurately changed with a unique adjusting knob and easy-to-read window scale. Adjusting the screwdriver is simple. Just pull out the adjusting knob to unlock, turn to the desired setting, then push the knob in until it clicks!

Positive locking knob makes accidental setting changes impossible. Automatic lock in counterclockwise direction makes fastener removal a snap. The Micro-Adjustable series includes six models with torque settings ranging from 20 in. ozs. to 40 in. lbs.

### Features

- 6 models available
- Positive locking pull down adjustment knob
- Trilobular comfort grip
- Universal 1/4" hex bit holder with strong rare earth magnet
- Cam-over torque limiting clutch
- Slip resistant finish
- Easy-to-read window scale
- Light weight
- Automatic lock in CCW direction for removing screws
- Accuracy:  $\pm 6\%$  of indicated value, CW, from 20% to 100% of full scale
- Individually serialized with matching certificate of calibration traceable to N.I.S.T.
- Meets or exceeds ASME B107.300 - 2010

## TORQUE SCREWDRIVERS - MICRO-ADJUSTABLE

Product Code	Torque Range	Increments	W x L Inches	Wt. Oz.
61SM	20 - 100 in. ozs.	1 in. oz.	1.1 x 5.5	6.8
151SM	3 - 15 in. lbs.	.2 in. lbs.	1.1 x 6.25	8.0
401SM	5 - 40 in. lbs.	.5 in. lbs.	1.2 x 6.75	10.8
61NSM	10 - 80 cNm	1 cNm	1.1 x 5.5	6.8
151NSM	40 - 200 cNm	2 cNm	1.1 x 6.25	8.0
401NSM	50 - 450 cNm	5 cNm	1.2 x 6.75	10.8



## TORQUE SCREWDRIVERS - SINGLE SETTING

The tamper resistant design of the **Single Setting** series is particularly suited for high-volume use in assembly operations. A simple, cam-over design prevents over-tightening and possible damage to components.

Torque screwdrivers may be ordered factory pre-set at an additional charge or they may be easily set by the operator with any quality torque calibration system. The end cap removes for easy access to the 1/8" hex adjustment screw. A hex adjustment key is included with each driver.

The Single Setting series includes four models with available torque settings from 6 in. ozs. up to 40 in. lbs. When precision and repeatability are a must, the choice is simple - CDI Torque Screwdrivers.

### Features

- Factory Pre-Set models are set at the factory to the customer's specified torque setting and are furnished with a Certificate of Calibration
- Please specify desired torque setting when order is placed
- 4 models available
- Trilobular comfort grip
- Universal 1/4" hex bit holder with strong rare earth magnet
- Cam-over torque limiting clutch
- Rugged, light weight aluminum body
- Automatic lock in CCW direction
- Accuracy:  $\pm 6\%$  of indicated value, CW, from 20% to 100% of full scale
- Meets or exceeds ASME B107.300 - 2010



## TORQUE SCREWDRIVERS - SINGLE SETTING

Product Code Un-Set	Product Code Factory Pre-Set	Torque Range	W X L Length	Wt. Oz.
21SP	21SP-SET	6-32 in.ozs	1.1 x 4.5	5.3
61SP	61SP-SET	10 - 100 in.ozs.	1.1 x 5.6	7.0
151SP	151SP-SET	1.5 - 15 in. lbs	1.1 x 5.6	7.0
401SP	401SP-SET	4 - 40 in. lbs.	1.2 x 6.3	9.6





Prevents premature wear of carbide inserts and damage to cutter head due to improper clamp load.

## CDI TORQUE PRODUCTS

### TORKY - SINGLE SETTING WRENCHES

CDI's TORKY is a right angle pre-set torque wrench. Torky is designed for production torque applications that require higher values than a torque screwdriver can deliver. The comfortable design eases the strain of repeated uses. Torque value may be ordered factory pre-set at an additional charge or it may be easily set by the operator with any quality torque calibration system. When the proper torque value is reached, a momentary release or "break" can be felt. Available in three drive styles to fit most needs.

#### Features

- Factory Pre-Set models are set at the factory to the customer's specified torque setting and are furnished with a Certificate of Calibration
- Please specify desired torque setting when order is placed
- Three models available
- Simple, easy to use design
- Ruggedly built for years of reliable service
- Operates bi-directionally
- Accuracy: ± 6% of indicated value, CW, from 20% to 100% of full scale

### TORKY - SINGLE SETTING WRENCHES

Product Code Un-Set	Product Code Factory Pre-Set	Drive	Torque Range	W X L Length	Wt. Oz.
1501TPA-1	1501TPA-1-SET	1/4" Female Hex	20-170 in.lbs.	1 x 5.25	8.3
1501TP-1	1501TP-1-SET	1/4" Male Square	20-170 in.lbs.	1 x 5.25	8.3
1502TP-1	1502TP-1-SET	3/8" Male Square	20-170 in.lbs.	1 x 5.25	8.3



### FIXED-SETTING TORQUE SCREWDRIVERS

Torque Screwdrivers were specially developed for changing cutting tools on automatic cutting machines in order to ensure consistent, accurate cutting.

Product Code*	Description	Replacement Bits	
		Torx Plus	Torx
BE-6990-IP10	2.0 Nm	BE-6990-IP10-KL	BE-6990TX-T10KL
BE-6990-IP15	3.0 Nm	BE-6990-IP15-KL	BE-6990TX-T15KL
BE-6990-IP6	.6 Nm	BE-6990-IP6-KL	BE-6990TX-T6-KL
BE-6990-IP7	.9 Nm	BE-6990-IP7-KL	BE-6990TX-T7-KL
BE-6990-IP8	1.2 Nm	BE-6990-IP8-KL	BE-6990TX-T8-KL
BE-6990-IP9	1.4 Nm	BE-6990-IP9-KL	BE-6990TX-T9-KL

\* Includes one Torx & one Torx Plus Bit

#### Features

- Designed for correct tightening of precision fasteners on CNC machines
- The three component ergonomically designed handle provides comfort and maximum grip even with oily hands.
- Torque screwdrivers, fixed setting
- Accuracy +/- 10 %
- Over torque limiting clutch, with a click sound

## DIAL TORQUE WRENCHES - DUAL SCALE

Dial Torque Wrenches are designed for the automotive, nuclear and industrial markets in addition to military installations throughout the world. This series features sturdy torsion beam design for dependable long life and accuracy. The small frame model offers working ranges from 3 in. lbs. to 50 ft. lbs. in 1/4" and 3/8" drives. The large frame model continues from 100 ft. lbs. through 2,000 ft. lbs. with 1/2", 3/4" and 1" drives. Accuracy of both series of ± 3% meets or exceeds ASME standards, ISO 6789 bi-directionally from 20% to 100% of scale. All wrenches supplied with a N.I.S.T. traceable certificate of calibration.

### Features

- Sturdy body construction insures durability
- Easy to read laser marked dual scale
- Large easy to read dial is shock resistant and protected by a tough metal guard
- Memory needle retains highest torque reading applied
- Calibrated in both CW and CCW direction
- Accuracy: ± 4% of indicated value, CW & CCW, from 20% to 100% of full scale
- Individually serialized with matching certificate of calibration traceable to N.I.S.T.



## DIAL TORQUE WRENCHES - DUAL SCALE

Product Code	Drive Size	English Range	Incr.	Nm Range	Incr.	A In.	B In.	C In.	D In.	Wt. Lbs.
--------------	------------	---------------	-------	----------	-------	-------	-------	-------	-------	----------

### Memory Needle Models

151LDIN	1/4"	0-15 in. lb.	.25 in. lb.	0-1.8 Nm	.05 Nm	11.5	1.1	1.2	2.75	1.1
301LDIN	1/4"	0-30 in. lb.	.5 in. lb.	0-3.5 Nm	.1 Nm	11.5	1.1	1.2	2.75	1.1
751LDIN	1/4"	0-75 in. lb.	1 in. lb.	0-9 Nm	.2 Nm	11.5	1.1	1.2	2.75	1.1
1502LDIN	3/8"	0-150 in. lb.	2 in. lb.	0-18 Nm	.5 Nm	11.5	1.1	1.2	2.75	1.1
2502LDIN	3/8"	0-250 in. lb.	5 in. lb.	0-30 Nm	.5 Nm	11.5	1.1	1.2	2.75	1.1
3002LDIN	3/8"	0-300 in. lb.	5 in. lb.	0-35 Nm	1 Nm	11.5	1.1	1.2	2.75	1.1
6002LDIN	3/8"	0-600 in. lb.	10 in. lb.	0-70 Nm	2 Nm	15	1.5	1.2	2.75	1.6
502LDFN	3/8"	0-50 ft. lb.	1 ft. lb.	0-70 Nm	2 Nm	15	1.5	1.2	2.75	1.6
1003LDFN	1/2"	0-100 ft. lb.	2 ft. lb.	0-140 Nm	2.5 Nm	21.75	2.25	1.50	2.75	3.70
1753LDFN	1/2"	0-175 ft. lb.	5 ft. lb.	0-240 Nm	5 Nm	21.75	2.25	1.50	2.75	3.70
2503LDFN	1/2"	0-250 ft. lb.	5 ft. lb.	0-350 Nm	10 Nm	21.75	2.25	1.50	2.75	3.70
3504LDFN	3/4"	0-350 ft. lb.	10 ft. lb.	0-480 Nm	10 Nm	28.00	2.25	1.50	2.75	5.75
6004LDFN*	3/4"	0-600 ft. lb.	10 ft. lb.	0-800 Nm	20 Nm	47.00	2.50	1.50	2.75	10.10
10005LDFN*	1"	0-1000 ft. lb.	20 ft. lb.	0-1400 Nm	25 Nm	74.00	2.50	3.50	3.00	30.00

### Electric Signaling Models

6004LDFE**	3/4"	0-600 ft. lb.	10 ft. lb.	0-800 Nm	20 Nm	47.00	2.50	1.50	2.75	10.10
10005LDFE**	1"	0-1000 ft. lb.	20 ft. lb.	0-1400 Nm	25 Nm	74.00	2.50	3.50	3.00	30.00
20005LDFE***	1"	0-2000 ft. lb.	40 ft. lb.	0-2800 Nm	50 Nm	122.00	3.50	6.50	3.50	47.00

\*NOTE: 6004LDFN and 10005LDFN include 1 Extension handle.

\*\*NOTE: 6004LDFE and 10005LDFE include 1 Extension handle, indicating light and buzzer.

\*\*\*NOTE: 20005LDFE is a "T" style wrench with 1" drive female head that can be use with a torque multiplier. Includes 5 piece handle assembly, indicating light and buzzer.



20005LDFE "T" type Dial Wrench must be operated by two persons or a torque multiplier. The handle is over 10 ft. long.







## DIAL TORQUE WRENCHES - SINGLE SCALE



Dial Torque Wrenches are designed for the automotive, nuclear and industrial markets in addition to military installations throughout the world. This series features sturdy torsion beam design for dependable long life and accuracy. The small frame model offers working ranges from 3 in. lbs. to 50 ft. lbs. in 1/4" and 3/8" drives. The large frame model continues from 100 ft. lbs. through 2,000 ft. lbs. with 1/2", 3/4" and 1" drives. Accuracy of both series of ± 3% meets or exceeds ASME standards, ISO 6789 bi-directionally from 20% to 100% of scale. All wrenches supplied with a N.I.S.T. traceable certificate of calibration.

### Features

- Sturdy body construction insures maximum durability
- Easy to read laser marked single scale
- Large easy to read dial is shock resistant and protected by a tough metal guard
- Memory needle retains highest torque reading applied
- Calibrated in both CW and CCW direction
- Accuracy: ± 4% of indicated value, CW & CCW, from 20% to 100% of full scale
- Individually serialized with matching certificate of calibration traceable to N.I.S.T.

## DIAL TORQUE WRENCHES - SINGLE SCALE

Product Code	Drive Size (In.)	English Range	Incr.	A In.	B In.	C In.	D In.	WT. Lbs.
<b>Memory Needle Models</b>								
301LDINSS	1/4"	0-30 in.lb.	.5 in.lb.	11.5	1.1	1.2	2.75	1.1
751LDINSS	1/4"	0-75 in.lb.	1 in.lb.	11.5	1.1	1.2	2.75	1.1
752LDINSS	3/8"	0-75 in.lb.	1 in.lb.	11.5	1.1	1.2	2.75	1.1
2502LDINSS	3/8"	0-250 in.lb.	5 in.lb.	11.5	1.1	1.2	2.75	1.1
3002LDINSS	3/8"	0-300 in.lb.	5 in.lb.	11.5	1.1	1.2	2.75	1.1
6002LDINSS	3/8"	0-600 in.lb.	10 in.lb.	15	1.5	1.2	2.75	1.6
502LDFNSS	3/8"	0-50 ft.lbs.	1 ft.lb.	15	1.5	1.2	2.75	1.6
1003LDFNSS	1/2"	0-100 ft. lb.	2 ft. lb	21.75	2.25	1.50	2.75	3.70
1753LDFNSS	1/2"	0-175 ft. lb.	5 ft. lb.	21.75	2.25	1.50	2.75	3.70
2503LDFNSS	1/2"	0-250 ft. lb.	5 ft. lb	21.75	2.25	1.50	2.75	3.70
3504LDFNSS	3/4"	0-350 ft. lb.	10 ft. lb.	28.00	2.25	1.50	2.75	5.75
6004LDFNSS*	3/4"	0-600 ft. lb.	10 ft. lb.	47.00	2.50	1.50	2.75	10.10
10005LDFNSS*	1"	0-1000 ft. lb.	20 ft. lb.	74.00	2.50	3.50	3.00	30.00
<b>Electric Signaling Models</b>								
6004LDFESS**	3/4"	0-600 ft. lb.	10 ft. lb.	47.00	2.50	1.50	2.75	10.10
10005LDFESS**	1"	0-1000 ft. lb.	20 ft. lb.	74.00	2.50	3.50	3.00	30.00
20005LDFESS***	1"	0-2000 ft. lb.	40 ft. lb.	122.00	3.50	6.50	3.50	47.00

\*NOTE: 6004LDFNSS and 10005LDFNSS include 1 extension handle.

\*\*NOTE: 6004LDFESS and 10005LDFESS include 1 extension handle, indicating light and buzzer.

\*\*\*NOTE: 20005LDFESS is a "T" style wrench with 1" drive female head that can be used with a torque multiplier. Includes 5 piece handle assembly, indicating light and buzzer.



**T-TYPE DIAL WRENCHES** must be operated by two persons or a torque multiplier. The handle is over 10 ft. long.

## DIAL TORQUE WRENCHES NEWTON METER - SINGLE SCALE

Dial Torque Wrenches are designed for the automotive, nuclear and industrial markets in addition to military installations throughout the world. This series features sturdy torsion beam design for dependable long life and accuracy. The small frame model offers working ranges from 3 in. lbs. to 50 ft. lbs. in 1/4" and 3/8" drives. The large frame model continues from 100 ft. lbs. through 2,000 ft. lbs. with 1/2", 3/4" and 1" drives. Accuracy of both series of ± 3% meets or exceeds ASME standards, ISO 6789 bi-directionally from 20% to 100% of scale. All wrenches supplied with a N.I.S.T. traceable certificate of calibration.



- Sturdy body construction insures maximum durability
- Easy to read laser marked single scale
- Large easy to read dial is shock resistant and protected by a tough metal guard
- Memory needle retains highest torque reading applied
- Calibrated in both CW and CCW direction
- Accuracy: ± 4% of indicated value, CW & CCW, from 20% to 100% of full scale
- Individually serialized with matching certificate of calibration traceable to N.I.S.T.

TORQUE TOOLS

## DIAL TORQUE WRENCHES NEWTON METER - SINGLE SCALE

Product Code	Drive Size (In.)	Nm Range	Incr.	A In.	B In.	C In.	D In.	Wt. Lbs.
<b>Memory Needle Models</b>								
1.81NLDNSS	1/4"	0-1.8 Nm	.05 Nm	11.5	1.1	1.2	2.75	1.1
3.51NLDNSS	1/4"	0-3.5 Nm	.1 Nm	11.5	1.1	1.2	2.75	1.1
91NLDNSS	1/4"	0-9 Nm	.2 Nm	11.5	1.1	1.2	2.75	1.1
92NLDNSS	3/8"	0-9 Nm	.2 Nm	11.5	1.1	1.2	2.75	1.1
182NLDNSS	3/8"	0-18 Nm	.5 Nm	11.5	1.1	1.2	2.75	1.1
302NLDNSS	3/8"	0-30 Nm	.5 Nm	11.5	1.1	1.2	2.75	1.1
352NLDNSS	3/8"	0-35 Nm	1 Nm	11.5	1.1	1.2	2.75	1.1
702NLDNSS	3/8"	0-70 Nm	2 Nm	15	1.5	1.2	2.75	1.6
1403NLDNSS	1/2"	0-140 Nm	2.5 Nm	21.75	2.25	1.50	2.75	3.70
2403NLDNSS	1/2"	0-240 Nm	5 Nm	21.75	2.25	1.50	2.75	3.70
3503NLDNSS	1/2"	0-350 Nm	10 Nm	21.75	2.25	1.50	2.75	3.70
4804NLDNSS	3/4"	0-480 Nm	10 Nm	28.00	2.25	1.50	2.75	5.75
8004NLDNSS*	3/4"	0-800 Nm	20 Nm	47.00	2.50	1.50	2.75	10.10
14005NLDNSS*	1"	0-1400 Nm	25 Nm	74.00	2.50	3.50	3.00	30.00

\*NOTE: 8004NLDNSS and 14005NLDNSS include 1 Extension handle.

MECHANICAL WRENCHES



**COMFORT GRIP MICROMETER ADJUSTABLE TORQUE WRENCHES - DUAL SCALE**

Comfort-Grip Handle Dual Scale

**Features**

- Dual scale, calibrated dual direction
- Positive lock with spring loaded pull down lock ring
- Fast, accurate and easy to set
- Easy-to-read laser marked scale
- Most feature quick release buttons which provide good socket retention as well as easy socket removal
- Ergonomic comfort-grip
- Accuracy:  $\pm 4\%$  CW  $\pm 6\%$  CCW of indicated value, CW, from 20% to 100% of full scale
- Meets or exceeds ASME standards, ISO 6789 standards
- Individually serialized with matching certificate of calibration traceable to N.I.S.T.




TORQUE TOOLS

**COMFORT GRIP MICROMETER ADJUSTABLE TORQUE WRENCHES - DUAL SCALE**

Product Code	Drive Size	English Range	Incr.	Nm Range	Incr.	A In.	B In.	C In.	D In.
1501MRPH	1/4"	20-150 in. lb.	1	2.8 - 15.3 Nm	.12	10.00	1.06	.93	1.06
2502MRPH	3/8"	30-250 in. lb.	1	4.0 - 27.7 Nm	.12	11.25	1.06	1.06	1.06
10002MRPH	3/8"	150-1000 in. lb.	5	19.8 - 110.2 Nm	.6	16.00	1.43	1.20	1.40
1002MFRPH	3/8"	10-100 ft. lb.	1	16.9 - 132.2 Nm	.7	16.00	1.43	1.20	1.40
1503MFRPH	1/2"	20-150 ft. lb.	1	34 - 197 Nm	1.4	19.00	1.70	1.40	1.40
2503MFRPH	1/2"	30-250 ft. lb.	1	47 - 332 Nm	1.4	24.40	1.70	1.40	1.40
6004MFRPH	3/4"	100-600 ft. lb.	5	169 - 779 Nm	6.8	42.00	2.50	2.10	1.40

MECHANICAL WRENCHES





## MICROMETER ADJUSTABLE NEWTON METER TORQUE WRENCHES - SINGLE SCALE

**Metal Handle Single Scale.** The metal handle series offers the user a rugged, industrial strength torque wrench able to withstand the rigors of professional use. Handles are lightly knurled for a tough, non-slip grip.

### Features

- Single scale, calibrated dual direction
- Positive lock with spring loaded pull down lock ring
- Fast, accurate and easy to set
- Easy-to-read laser marked scales
- Most feature quick release buttons which provide good socket retention as well as easy socket removal
- Accuracy:  $\pm 4\%$  CW  $\pm 6\%$  CCW of indicated value, CW, from 20% to 100% of full scale
- Individually serialized with matching certificate of calibration traceable to N.I.S.T.



TORQUE TOOLS


MECHANICAL WRENCHES

## MICROMETER ADJUSTABLE NEWTON METER TORQUE WRENCHES - SINGLE SCALE

Product Code	Nm Range	Sq. Drive	Incr.	A In.	B In.	C In.	D In.	Wt. Lbs.
602NMRMHSS	10-60 Nm	3/8"	0.5	16.00	1.43	1.20	1.40	2.50
1002NMRMHSS	20-100 Nm	3/8"	0.5	16.00	1.43	1.20	1.40	2.50
2003NMRMHSS	40-200 Nm	1/2"	2	19.00	1.70	1.40	1.40	3.25
3403NMRMHSS	60-340 Nm	1/2"	2	24.40	1.70	1.40	1.40	3.40
8004NMRMHSS	150-800 Nm	3/4"	5	42.00	2.50	2.10	1.40	11.85
15005NMRMHSS*	300-1500 Nm	1"	10	70.00	3.00	3.00	1.50	25.10

\*NOTE: 15005NMRMHSS supplied with one extension handle and is packed in a metal box.

NOTE: All single scale Newton Meter only.



**CDI TORQUE PRODUCTS**

## MICROMETER ADJUSTABLE TORQUE WRENCHES - DUAL SCALE

**Metal Handle Dual Scale.** The metal handle series offers the user a rugged, industrial strength torque wrench able to withstand the rigors of professional use. Handles are lightly knurled for a tough, non-slip grip.

### Features

- Dual scale, calibrated dual direction
- Positive lock with spring loaded pull down lock ring
- Fast, accurate and easy to set
- Easy-to-read laser marked scales
- Most feature quick release buttons which provide good socket retention as well as easy socket removal
- Accuracy: ± 4% CW ± 6% CCW of indicated value, CW, from 20% to 100% of full scale
- Individually serialized with matching certificate of calibration traceable to N.I.S.T.



TORQUE TOOLS

## MICROMETER ADJUSTABLE TORQUE WRENCHES - DUAL SCALE

Product Code	Drive Size	English Range	Incr.	Nm Range	Incr.	A In.	B In.	C In.	D In.	Wt. Lbs.
501MRMH	1/4"	10-50 in. lb.	0.5	1.4 - 5.4 Nm	0.5	10.15	1.06	0.93	1.06	0.85
1501MRMH	1/4"	20-150 in. lb.	0.5	2.8-15.3 Nm	0.12	10.15	1.06	0.93	1.06	0.90
1502MRMH	3/8"	20-150 in. lb.	1	2.8 - 15.3 Nm	.12	10.15	1.06	0.93	1.06	0.90
2002MRMH	3/8"	30-200 in. lb.	1	4.0 - 22.0 Nm	.12	10.15	1.06	0.93	1.06	0.85
2502MRMH	3/8"	30-250 in. lb.	1	4.0 - 27.7 Nm	.12	11.25	1.06	0.93	1.06	0.95
7502MRMH	3/8"	100-750 in. lb.	5	14.1 - 81.9 Nm	.6	16.00	1.43	1.20	1.40	2.50
10002MRMH	3/8"	150-1000 in. lb.	5	19.8 - 110.2 Nm	.6	16.00	1.43	1.20	1.40	2.50
25003MRMH	1/2"	300-2500 in. lb.	10	39.6 - 276.9 Nm	1.2	18.00	1.70	1.40	1.40	3.20
752MFRMH	3/8"	5-75 ft. lb.	0.5	10.2 - 98.3 Nm	.7	16.00	1.43	1.20	1.40	2.50
1002MFRMH	3/8"	10-100 ft. lb.	0.5	16.9 - 132.2 Nm	.7	16.00	1.43	1.20	1.40	2.55
1503MFMH	1/2"	20-150 ft. lb.	1	34 - 197 Nm	1.4	19.00	1.70	1.40	1.40	3.15
1503MFRMH	1/2"	20-150 ft. lb.	1	34 - 194 Nm	1.4	19.00	1.70	1.40	1.40	3.15
2503MFRMH	1/2"	30-250 ft. lb.	1	47 - 332 Nm	1.4	24.40	1.70	1.40	1.40	3.15
4004MFRMH	3/4"	80-400 ft. lb.	5	85 - 491 Nm	3.4	34.25	2.50	2.10	1.40	10.30
4504MFRMH	3/4"	75-450 ft. lb.	5	119 - 593 Nm	3.40	34.25	2.50	2.10	1.40	10.30
5004MFMH	3/4"	100-500 ft. lb.	5	169 - 779 Nm	6.8	42.00	2.5	2	1.15	11.85
6004MFRMH	3/4"	100-500 ft. lb.	5	169 - 779 Nm	6.8	42.00	2.50	2.00	1.15	11.85
10005MFRMH*	1"	200-1000 ft. lb.	5	305 - 1322 Nm	6.8	70.00	3.00	3.00	1.50	25.10
20005MFMHSS**	1"	300-2000 ft. lb.	10	N/A	N/A	108.50	3.15	4.25	1.65	48.75
20005MFMH	1"	300-2000 ft. lb.	10	474-2643	14	108.50	3.15	4.25	1.65	48.75

MECHANICAL WRENCHES



\*NOTE: 10005MFRMH supplied with one extension handle and is packed in a metal box.

\*\*NOTE: 20005MFMHSS (English scale only) supplied with two extension handles, fixed/non-ratcheting head and is packed in a sturdy cardboard box.

## QUICK SET SPLIT BEAM TORQUE WRENCHES

This unique "split beam" measuring element provides consistently accurate readings and rugged, trouble-free performance. Fast setting of desired torque is easily accomplished by rotating adjustment knob until required torque value is displayed in the torque window. 3/4" drive model features three-piece construction for easy disassembly and storage.

### Features

- CDI Sealed Ratchet Head - is virtually maintenance free; more time working with the tool, less time on tool maintenance
- Thumb Screw Type Adjustment - is faster than cycling through a micrometer style torque wrench. Guard prevents setting from being changed accidentally. Setting is displayed in window. Conversion table to Nm displayed on handle
- Sealed Neck - keeps dust and grit away from the torque mechanism for longer tool life
- "Split Beam" Measuring Element - provides accurate, reliable readings and eliminates the heavy coil spring used in conventional click type wrenches. This yields fewer moving parts, reducing friction and wear
- Cushion Grip Handle - provides comfort plus control and resists most automotive fluids
- Designed for measuring torque in a clockwise direction only. Wrench is not reversible
- Guaranteed Accuracy: Accurate within  $\pm 4\%$  of any clockwise setting from 20% of full scale to full scale.



## QUICK SET SPLIT BEAM TORQUE WRENCHES

Product Code	Drive Size	Range	Increments	Length (in.)	Ratchet
502TQFR	3/8"	120-600 in. lbs.	10.0 in. lbs.	17 1/8	Flex-Head
1002TQFR	3/8"	20-100 ft. lbs.	2.0 ft. lbs.	17 1/8	Flex-Head
2503TQFR	1/2"	40-250 ft. lbs.	5.0 ft. lbs.	21 1/16	Flex-Head
4004TQR	3/4"	130-400 ft. lbs.	10.0 ft. lbs.	38 1/8	Fixed-Head
6004TQR	3/4"	200-600 ft. lbs.	10.0 ft. lbs.	48 1/2	Fixed-Head



CDI WSC-400CA and WSC-600CA Split beam Torque Wrenches accept Williams Heavy Duty Tubular Wrenches that fit the 24TH handle. The length of the wrench heads matches the effective length of the ratchet head and extender that come with the torque wrench, creating the same effective length. Removing the ratchet head and extender from the torque wrench and inserting the desired Heavy Duty Tubular wrench of choice (fitting 24TH handle) creates an expanded use interchangeable head system. The complete assortment of Tubular Handle Wrenches is found on pages 228 and 229.



## FLEX-HEAD MICROMETER ADJUSTABLE TORQUE WRENCH

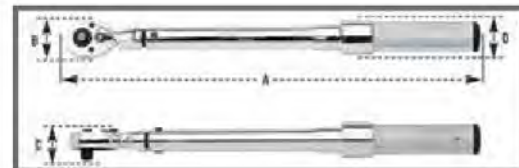
Flex-Head English Single Scale

### Features

- Single scale, dual direction
- Positive lock with spring loaded pull down lock ring
- Fast, accurate and easy to set
- Easy-to-read laser marked scales
- Flex Head pivots 15 degrees in both directions
- Rugged for Industrial use
- Accuracy:  $\pm 4\%$  CW  $\pm 6\%$  CCW of indicated value, CW, from 20% to 100% of full scale
- Meets or exceeds ASME standards, ISO 6789 standards
- Individually serialized with matching certificate of calibration traceable to N.I.S.T.

## FLEX-HEAD MICROMETER ADJUSTABLE TORQUE WRENCH

Product Code	Torque Range	Sq. Drive	Incr.	A In.	B In.	C In.	D In.	Wt. Lbs.
802MFRFMHSS	10-80 ft. lb.	3/8"	0.5	16.60	1.25	1.15	0.90	2.500







\*Note: 800NMIMH & 600T-I new dual pin "Z" receivers accept only dual pin interchangeable heads.



## CDI TORQUE PRODUCTS

### INTERCHANGEABLE HEAD TORQUE WRENCHES

#### Features

- Interchangeable heads permit ratcheting, fixed, or open end torquing capability with adjustable torque wrench bodies.
- A push of the locking pin provides quick-change action, with a wide range of head styles to choose from.
- Micrometer Type Adjustment-ensures fast, accurate settings and changes.
- \*Part Number 800NMIMH has Dual Pin Release for added strength
- Accuracy:  $\pm 4\%$  of indicated value, in direction of torque indicator, from 20% to 100% of full scale

### INTERCHANGEABLE HEAD TORQUE WRENCHES - DUAL SCALE

Product Code	Shank Size	Nm Range	Incr.	English Range	OAL In.
50NMIMH	J	10 - 50	0.5	9.2 - 35	17
100NMIMH	J	20 - 100	0.5	16.5 - 71.9	20
200NMIMH	Y	40 - 200	2	37 - 140	22 1/2
350NMIMH	X	70 - 350	2	59 - 251	24 1/2
800NMIMH*	Z	150 - 800	5	129 - 572	48

### INTERCHANGEABLE HEAD TORQUE WRENCHES - SINGLE SCALE

Product Code	Shank Size	English Range	Incr.	OAL In.
75MFIMHSS	J	5 - 75	0.5	15.8
150MFIMHSS	Y	20 - 150	1	17.3
250MFIMHSS	Y	30 - 250	1	22.7



## CDI TORQUE PRODUCTS

### SINGLE SETTING TORQUE WRENCHES

Single setting torque wrenches are designed for use on production lines and other applications where a specific torque is required for repetitive operations.

#### Features

- Factory Pre-Set models are set at the factory to the customer's specified torque setting, and are furnished with a Certificate of Calibration.
- Please specify desired torque setting when order is placed.
- Featuring a durable, non-slip cushion grip
- Uses universal round shank interchangeable heads
- Audible click and feel impulse torque control mechanism
- Tamper proof torque setting for production line use
- Accuracy:  $\pm 4\%$  of indicated value, in direction of torque indicator, from 20% to 100% of full scale
- Meets or exceeds ASME B107.300-2010
- Extra length is added to the front of the 300T-I-48IXL wrench. This allows lower force to be applied by operator to achieve the same torque range as the 300T-I.

### SINGLE SETTING TORQUE WRENCHES

Product Code Un-Set	Product Code Factory Pre-Set	English Range	Nm Range	Shank Size	A In.	B In.	C In.	D In.	Wt. Lbs.
5T-I	5T-I-SET	10 - 50 in. lb.	1.1 - 5.6	J	6.5	0.63	0.61	1	0.35
10T-I	10T-I-SET	50 - 250 in. lb.	5.6 - 28	J	10	0.63	0.61	1	0.55
10ST-I	10ST-I-SET	60 - 300 in. lb.	6.8 - 34	J	6.2	0.68	0.86	1.4	0.75
50T-I	50T-I-SET	15 - 75 ft. lb.	20 - 102	J	11	0.68	0.96	1.4	1.4
100T-I	100T-I-SET	30 - 150 ft. lb.	41 - 203	Y	19.5	0.94	0.96	1.4	2.3
200T-I	200T-I-SET	40 - 200 ft. lb.	54 - 271	Y	23.5	0.94	0.86	1.4	2.6
300T-I	300T-I-SET	100 - 300 ft. lb.	135 - 406	X	27.7	1.12	1	1.4	3.9
300T-I-48IXL		100 - 300 ft. lb.	135 - 406	X	48	1.12	1	1.4	6.29
600T-I	600T-I-SET	120 - 600 ft. lb.	162 - 814	Z	55	1.5	1.25	1.25	10.45



TORQUE TOOLS

MECHANICAL WRENCHES

**RATCHETING SQUARE DRIVE HEADS - SAE**

Square Drive (Inches)	J (0.425")	Max Torque Ft. Lbs.	Y (0.560")	Max Torque Ft. Lbs.	X (0.735")	Max Torque Ft. Lbs.	Z (0.990")	Max Torque Ft. Lbs.	Z Dual Pins	Max Torque Ft. Lbs.
1/4	TCQJD8A-72	60								
3/8	TCQJD12A-80	60	TCQYD12A-80	100						
1/2	TCQJD16A	60	TCQYD16A	240	TCQXD16A	240				
3/4					TCQXD24A	240	TCQZD24B	480	TCQZD24BDP	480
1					TCQXD32A	240	TCQZD32B	480	TCQZD32BDP	480



Z Shank Dual Pins



TCQJD16A

**FIXED SQUARE DRIVE HEADS - SAE**

Square Drive (Inches)	J (0.425")	Max Torque Ft. Lbs.	Y (0.560")	Max Torque Ft. Lbs.	X (0.735")	Max Torque Ft. Lbs.	Z (0.990")	Max Torque Ft. Lbs.	Z Dual Pins	Max Torque Ft. Lbs.
1/4	TCQJSD8A	60								
3/8	TCQJSD12A	60	TCQYSD12A	100						
1/2	TCQJSD16A	60	TCQYSD16A	240	TCQXSD16A	240				
3/4					TCQXSD24A	240	TCQZSD24A	480	TCQZSD24ADP	480
1					TCQXSD32A	240	TCQZSD32A	480		



TCQJSD8A

**OPEN END HEADS - SAE**

Square Drive (Inches)	J (0.425")	Max Torque Ft. Lbs.	Y (0.560")	Max Torque Ft. Lbs.	X (0.735")	Max Torque Ft. Lbs.	Z (0.990")	Max Torque Ft. Lbs.	Z Dual Pins	Max Torque Ft. Lbs.
1/4	TCQJO8A	5								
9/32	TCQJO9A	7								
5/16	TCQJO10A	9								
3/8	TCQJO12A	18								
7/16	TCQJO14A	26								
1/2	TCQJO16A	34								
9/16	TCQJO18A	58	TCQYO18A	58						
5/8	TCQJO20A	60	TCQYO20A	70						
11/16	TCQJO22A	60	TCQYO22A	99						
3/4	TCQJO24A	60	TCQYO24A	125	TCQXO24A	125				
13/16	TCQJO26A	60	TCQYO26A	160	TCQXO26A	164				
7/8	TCQJO28A	60	TCQYO28A	160	TCQXO28A	193				
15/16	TCQJO30A	60	TCQYO30A	160	TCQXO30A	200				
1	TCQJO32A	60	TCQYO32A	160	TCQXO32A	240	TCQZO32A	298	TCQZO32ADP	298
1 1/16	TCQJO34A	60	TCQYO34A	160	TCQXO34A	240	TCQZO34A	321	TCQZO34ADP	321
1 1/8	TCQJO36A	60	TCQYO36A	160	TCQXO36A	240	TCQZO36A	367	TCQZO36ADP	367
1 3/16			TCQYO38A	160	TCQXO38A	240	TCQZO38A	433	TCQZO38ADP	433
1 1/4	TCQJO40A	60	TCQYO40A	160	TCQXO40A	240	TCQZO40A	480	TCQZO40ADP	480
1 5/16			TCQYO42A	160	TCQXO42A	240	TCQZO42A	480	TCQZO42ADP	480
1 3/8	TCQJO44A	60	TCQYO44A	160	TCQXO44A	240	TCQZO44A	480	TCQZO44ADP	480
1 7/16			TCQYO46A	160	TCQXO46A	240	TCQZO46A	480	TCQZO46ADP	480
1 1/2	TCQJO48A	60	TCQYO48A	160	TCQXO48A	240	TCQZO48A	480	TCQZO48ADP	480
1 9/16			TCQYO50A	160	TCQXO50A	240	TCQZO50A	480	TCQZO50ADP	480
1 5/8	TCQJO52A	60	TCQYO52A	160	TCQXO52A	240	TCQZO52A	480	TCQZO52ADP	480
1 11/16					TCQXO54A	240	TCQZO54A	480	TCQZO54ADP	480
1 3/4			TCQYO56A	160	TCQXO56A	240	TCQZO56A	480	TCQZO56ADP	480
1 13/16					TCQXO58A	240	TCQZO58A	480	TCQZO58ADP	480
1 7/8			TCQYO60A	160	TCQXO60A	240	TCQZO60A	480	TCQZO60ADP	480
2					TCQXO64A	240	TCQZO64A	480	TCQZO64ADP	480
2 1/16							TCQZO66A	480	TCQZO66ADP	480
2 1/8					TCQXO68	240	TCQZO68A	480	TCQZO68ADP	480
2 1/4			TCQYO72	160			TCQZO72A	480	TCQZO72ADP	480
2 3/8									TCQZO76ADP	480
2 1/2			TCQYO80	160			TCQZO80A	480	TCQZO80ADP	480
2 3/4							TCQZO88A	480		
3							TCQZO96A	480		



TCQJO16A



TCQZO36ADP

Center of fastener to retaining pin:

TCQJ Series - 2.50"

TCQY Series - 3.00"

TCQX Series - 4.50"

TCQZ Series - 5.75"





Z Shank Dual Pins



## OPEN END HEADS - METRIC



TCQJOM12A



TCQZOM36ADP

Square Drive (mm)	J (0.425")	Max Torque Ft. Lbs.	Y (0.560")	Max Torque Ft. Lbs.	X (0.735")	Max Torque Ft. Lbs.	Z (0.990")	Max Torque Ft. Lbs.	Z Dual Pins	Max Torque Ft. Lbs.
6	TCQJOM6A	5								
7	TCQJOM7A	6								
8	TCQJOM8A	10								
9	TCQJOM9A	14								
10	TCQJOM10A	22								
11	TCQJOM11A	33								
12	TCQJOM12A	36								
13	TCQJOM13A	41								
14	TCQJOM14A	55	TCQYOM14A	55						
15	TCQJOM15A	60	TCQYOM15A	74						
16	TCQJOM16A	60	TCQYOM16A	88						
17	TCQJOM17A	60	TCQYOM17A	103	TCQXOM17A	103				
18	TCQJOM18A	60	TCQYOM18A	115	TCQXOM18A	115				
19	TCQJOM19A	60	TCQYOM19A	138	TCQXOM19A	138				
20	TCQJOM20A	60	TCQYOM20A	160	TCQXOM20A	160				
21	TCQJOM21A	60	TCQYOM21A	160	TCQXOM21A	180				
22	TCQJOM22A	60	TCQYOM22A	160	TCQXOM22A	206				
23	TCQJOM23A	60	TCQYOM23A	160	TCQXOM23A	229				
24	TCQJOM24A	60	TCQYOM24A	160	TCQXOM24A	240	TCQZOM24A	248	TCQZOM24ADP	250
25	TCQJOM25A	60	TCQYOM25A	160	TCQXOM25A	240				
26	TCQJOM26A	60	TCQYOM26A	160	TCQXOM26A	240				
27	TCQJOM27A	60	TCQYOM27A	160	TCQXOM27A	240	TCQZOM27A	319	TCQZOM27ADP	319
29			TCQYOM29A	160	TCQXOM29A	240				
30	TCQJOM30	60	TCQYOM30A	160	TCQXOM30A	240	TCQZOM30A	413	TCQZOM30ADP	413
32			TCQYOM32A	160	TCQXOM32A	240	TCQZOM32A	480	TCQZOM32ADP	480
34			TCQYOM34A	160	TCQXOM34A	240			TCQZOM34ADP	480
36	TCQJOM36A	60	TCQYOM36A	160	TCQXOM36A	240	TCQZOM36A	480	TCQZOM36ADP	480
38									TCQZOM38ADP	480
41			TCQYOM41	160	TCQXOM41A	240			TCQZOM41ADP	480
46									TCQZOM46ADP	480
50							TCQZOM50A	480	TCQZOM50ADP	480
55							TCQZOM55A	480	TCQZOM55ADP	480
60									TCQZOM60ADP	480
65									TCQZOM65ADP	480
70									TCQZOM70ADP	480

TORQUE TOOLS

HEADS



## OPEN END THIN HEADS - SAE

Square Drive (Inches)	J (0.425")	Max Torque Ft. Lbs.	Y (0.560")	Max Torque Ft. Lbs.
11/16	TCQJO22ARTH60	60		
1	TCQJO32ARTH	60		
1 1/16	TCQJO34ARTH	60		
1 1/8	TCQJO36ARTH	60		
1 3/16	TCQJO38ARTH	60		
1 1/4	TCQJO40ARTH	60		
1 3/8	TCQJO44ARTH	60		
1 1/2	TCQJO48ARTH	60		
1 9/16	TCQJO50ARTH	60		
1 5/8	TCQJO52ARTH	60	TCQYO52ARTH	160
1 3/4	TCQJO56ARTH	60	TCQYO56ARTH	160
1 7/8	TCQJO60ARTH	60	TCQYO60ARTH	160
2	TCQJO64ARTH	60	TCQYO64ARTH	160
2 1/16	TCQJO66ARTH	60		
2 1/8			TCQYO68ARTH	160
2 1/4			TCQYO72ARTH	160
2 11/16	TCQJO86ARTH	60		



TCQJO38ARTH



**12-POINT BOX END 15° OFFSET HEADS - SAE**

Square Drive (Inches)	J (0.425")	Max Torque Ft. Lbs.	Y (0.560")	Max Torque Ft. Lbs.	X (0.735")	Max Torque Ft. Lbs.	Z (0.990")	Max Torque Ft. Lbs.	Z Dual Pins	Max Torque Ft. Lbs.
1/4	TCQJX8A	18								
9/32	TCQJX9A	41								
5/16	TCQJX10A	41								
3/8	TCQJX12A	60								
7/16	TCQJX14A	60								
1/2	TCQJX16A	60	TCQYX16A	75						
9/16	TCQJX18A	60	TCQYX18A	112						
5/8	TCQJX20A	60	TCQYX20A	160	TCQXX20A	171				
11/16	TCQJX22A	60	TCQYX22A	160	TCQXX22A	200				
3/4	TCQJX24A	60	TCQYX24A	160	TCQXX24A	219				
13/16	TCQJX26A	60	TCQYX26A	160	TCQXX26A	240			TCQZX26ADP	275
7/8	TCQJX28A	60	TCQYX28A	160	TCQXX28A	240				
15/16	TCQJX30A	60	TCQYX30A	160	TCQXX30A	240	TCQZX30A	300		
1	TCQJX32A	60	TCQYX32A	160	TCQXX32A	240				
1 1/16	TCQJX34A	60	TCQYX34A	160	TCQXX34A	240	TCQZX34A	480	TCQZX34ADP	300
1 1/8			TCQYX36A	160	TCQXX36A	240	TCQZX36A	480	TCQZX36ADP	480
1 3/16			TCQYX38A	160	TCQXX38A	240	TCQZX38A	480	TCQZX38ADP	480
1 1/4			TCQYX40A	160	TCQXX40A	240	TCQZX40A	480	TCQZX40ADP	480
1 5/16			TCQYX42A	160	TCQXX42A	240	TCQZX42A	480	TCQZX42ADP	480
1 3/8					TCQXX44A	240	TCQZX44A	480		
1 7/16			TCQYX46A	160	TCQXX46A	240	TCQZX46A	480	TCQZX46ADP	480
1 1/2			TCQYX48A	160	TCQXX48A	240	TCQZX48A	480	TCQZX48ADP	480
1 9/16			TCQYX50A	160	TCQXX50A	240	TCQZX50A	480	TCQZX50ADP	480
1 5/8			TCQYX52A	160	TCQXX52A	240	TCQZX52A	480	TCQZX52ADP	480
1 11/16					TCQXX54A	240	TCQZX54A	480	TCQZX54ADP	480
1 3/4					TCQXX56A	240	TCQZX56A	480	TCQZX56ADP	480
1 13/16					TCQXX58A	240	TCQZX58A	480	TCQZX58ADP	480
1 7/8					TCQXX60A	240	TCQZX60A	480	TCQZX60ADP	480
2					TCQXX64A	240	TCQZX64A	480	TCQZX64ADP	480
2 1/16							TCQZX66A	480	TCQZX66ADP	480
2 1/8							TCQZX68A	480	TCQZX68ADP	480
2 3/16									TCQZX70ADP	480
2 1/4							TCQZX72A	480	TCQZX72ADP	480
2 3/8									TCQZX76ADP	480
2 1/2							TCQZX80A	480	TCQZX80ADP	480



TORQUE TOOLS

HEADS



**12-POINT BOX END 0° OFFSET - SAE**

Square Drive (Inches)	J (0.425")	Max Torque Ft. Lbs.	Y (0.560")	Max Torque Ft. Lbs.
3/8	TCQJXD12A	60		
7/16	TCQJXD14A	60		
1/2	TCQJXD16A	60		
9/16	TCQJXD18A	60		
5/8			TCQYXD20A	160
11/16	TCQJXD22A	60	TCQYXD22A	160
3/4	TCQJXD24A	60	TCQYXD24A	160
7/8	TCQJXD28A	60	TCQYXD28A	160
15/16	TCQJXD30A	60	TCQYXD30A	160
1	TCQJXD32A	60		





## 12-POINT BOX END 15° OFFSET - METRIC



Z Shank Dual Pins



TCQJXM14A

Square Drive (mm)	J (0.425")	Max Torque Ft. Lbs.	Y (0.560")	Max Torque Ft. Lbs.	X (0.735")	Max Torque Ft. Lbs.	Z (0.990")	Max Torque Ft. Lbs.	Z Dual Pins	Max Torque Ft. Lbs.
6	TCQJXM6A	15								
7	TCQJXM7A	20								
8	TCQJXM8A	22								
9	TCQJXM9A	30								
10	TCQJXM10A	53								
11	TCQJXM11A	59								
12	TCQJXM12A	60								
13	TCQJXM13A	60	TCQYXM13A	75						
14	TCQJXM14A	60	TCQYXM14A	117						
15	TCQJXM15A	60	TCQYXM15A	148						
16	TCQJXM16A	60	TCQYXM16A	160	TCQXXM16A	183				
17	TCQJXM17A	60	TCQYXM17A	160	TCQXXM17A	197				
18	TCQJXM18A	60	TCQYXM18A	160	TCQXXM18A	224				
19	TCQJXM19A	60	TCQYXM19A	160	TCQXXM19A	238				
20	TCQJXM20A	60	TCQYXM20A	160	TCQXXM20A	240				
21	TCQJXM21A	60	TCQYXM21A	160	TCQXXM21A	240				
22	TCQJXM22A	60	TCQYXM22A	160	TCQXXM22A	240				
23	TCQJXM23A	60	TCQYXM23A	160	TCQXXM23A	240				
24	TCQJXM24A	60	TCQYXM24A	160	TCQXXM24A	240	TCQZXM24A	375	TCQZXM24ADP	375
25	TCQJXM25A	60	TCQYXM25A	160	TCQXXM25A	240	TCQZXM25A	413		
26	TCQJXM26A	60	TCQYXM26A	160	TCQXXM26A	240	TCQZXM26A	448		
27	TCQJXM27A	60	TCQYXM27A	160	TCQXXM27A	240	TCQZXM27A	480	TCQZXM27ADP	480
29			TCQYXM29A	160	TCQXXM29A	240	TCQZXM29A	480		
30			TCQYXM30A	160	TCQXXM30A	240	TCQZXM30A	480	TCQZXM30ADP	480
32			TCQYXM32A	160	TCQXXM32A	240	TCQZXM32A	480	TCQZXM32ADP	480
34			TCQYXM34A	160	TCQXXM34A	240	TCQZXM34A	480	TCQZXM34ADP	480
36			TCQYXM36A	160	TCQXXM36A	240	TCQZXM36A	480	TCQZXM36ADP	480
41									TCQZXM41ADP	480
46									TCQZXM46ADP	480
50									TCQZXM50ADP	480
55									TCQZXM55ADP	480
60									TCQZXM60ADP	480



## 12 POINT RATCHET WRENCH HEADS - METRIC



Square Drive (mm)	J (0.425")	Max Torque Ft. Lbs.	Y (0.560")	Max Torque Ft. Lbs.
16	TCQJBOERM16	60		
18	TCQJBOERM18	60	TCQYBOERM18	160
22	TCQJBOERM22A	60		
24			TCQYBOERM24	160



TCQJBOERM18

## 12 POINT RATCHET WRENCH HEADS - SAE

Square Drive (Inches)	J (0.425")	Max Torque Ft. Lbs.	Y (0.560")	Max Torque Ft. Lbs.
3/8	TCQJBOER12	60		
7/16	TCQJBOER14	60		
1/2	TCQJBOER16	60		
9/16	TCQJBOER18	60	TCQYBOER18	112
5/8	TCQJBOER20	60	TCQYBOER20	160
11/16			TCQYBOER22	160
3/4	TCQJBOER24	60	TCQYBOER24	160



TCQJBOER14

**12-POINT BOX END 10° OFFSET - SAE**

Square Drive (Inches)	J (0.425")	Max Torque Ft. Lbs.	Y (0.560")	Max Torque Ft. Lbs.	X (0.735")	Max Torque Ft. Lbs.
1/2	TCQJXB16A	60				
9/16	TCQJXB18A	60				
5/8	TCQJXB20A	60	TCQYXB20A	79		
11/16	TCQJXB22A	60				
3/4	TCQJXB24A	60	TCQYXB24A	160		
7/8			TCQYXB28A	133		
15/16			TCQYXB30A	160		
1			TCQYXB32A	160		
1 1/8			TCQYXB36A	160		
1 3/8					TCQXXB44A	240
1 1/2					TCQXXB48A	240



TCQJXB18A

**12-POINT BOX END 10° OFFSET - METRIC**

Square Drive (mm)	J (0.425")	Max Torque Ft. Lbs.	Y (0.560")	Max Torque Ft. Lbs.
11mm	TCQJXBM11A	59		
12mm	TCQJXBM12A	60		
13mm	TCQJXBM13A	60		
14mm	TCQJXBM14A	60		
16mm	TCQJXBM16A	60		
18mm	TCQJXBM18A	60	TCQYXBM18A	160
19mm	TCQJXBM19	60		
24mm			TCQYXBM24A	160
28mm			TCQYXBM28A	160



TCQJXBM11A

**12-POINT BOX END 40° BEND - METRIC**

Square Drive (mm)	Y (0.560")	Max Torque Ft. Lbs.
18	TCQYSBXM18A	160
24	TCQYSBXM24A	160



TCQYSBXM18A

**12 POINT FLARE NUT HEADS - SAE**

Square Drive (Inches)	J (0.425")	Max Torque Ft. Lbs.	Y (0.560")	Max Torque Ft. Lbs.
9/16	TCQJRX18A	60	TCQYRX18A	67
5/8	TCQJRX20A	60	TCQYRX20A	79
11/16	TCQJRX22A	60	TCQYRX22A	92
3/4	TCQJRX24A	60	TCQYRX24A	104
13/16	TCQJRX26A	60	TCQYRX26A	117
7/8	TCQJRX28A	60	TCQYRX28A	133
15/16	TCQJRX30A	60	TCQYRX30A	146
1	TCQJRX32A	60	TCQYRX32A	158
1 1/16	TCQJRX34A	60	TCQYRX34A	160
1 1/8			TCQYRX36A	160
1 3/16			TCQYRX38A	160
1 1/4			TCQYRX40A	160
1 3/8			TCQYRX44A	160
1 1/2			TCQYRX48A	160
1 5/8			TCQYRX52A	160
2			TCQYRX64A	160



TCQJRX22A



TORQUE TOOLS

HEADS







## 6 POINT FLARE NUT HEADS - METRIC



Square Drive (mm)	J (0.425")	Max Torque Ft. Lbs.	Y (0.560")	Max Torque Ft. Lbs.
8	TCQJRXSM8A	17		
9	TCQJRXSM9A	25		
10	TCQJRXSM10A	33		
11	TCQJRXSM11A	42		
12	TCQJRXSM12A	50		
13	TCQJRXSM13A	58		
14	TCQJRXSM14A	60		
15	TCQJRXSM15A	60	TCQYRXSM15A	71
16	TCQJRXSM16A	60	TCQYRXSM16A	75
17	TCQJRXSM17A	60	TCQYRXSM17A	83
18	TCQJRXSM18A	60	TCQYRXSM18A	94
19	TCQJRXSM19A	60	TCQYRXSM19A	104
20	TCQJRXSM20A	60	TCQYRXSM20A	113
21			TCQYRXSM21A	113



## 6 POINT FLARE NUT HEADS - SAE

Square Drive (Inches)	J (0.425")	Max Torque Ft. Lbs.	Y (0.560")	Max Torque Ft. Lbs.
1/4	TCQJRXS8A	6		
5/16	TCQJRXS10A	17		
3/8	TCQJRXS12A	29		
7/16	TCQJRXS14A	42		
1/2	TCQJRXS16A	54		
9/16	TCQJRXS18A	60	TCQYRXS18A	74
5/8	TCQJRXS20A	60	TCQYRXS20A	74
11/16	TCQJRXS22A	60	TCQYRXS22A	92
3/4	TCQJRXS24A	60	TCQYRXS24A	104
13/16	TCQJRXS26A	60	TCQYRXS26A	117
7/8	TCQJRXS28A	60	TCQYRXS28A	133
15/16	TCQJRXS30A	60	TCQYRXS30A	146
1	TCQJRXS32A	60	TCQYRXS32A	158
1 1/8			TCQYRXS36A	160



TORQUE TOOLS

HEADS



## RATCHETING FLARE NUT HEAD

Square Drive (Inches)	J (0.425")	Y (0.560")	X (0.735")
9/16	TCRTWH36J		
5/8	TCRTWH40J		
11/16	TCRTWH44J		
3/4		TCRTWH48Y	
13/16	TCRTWH52J		
7/8		TCRTWH56Y	
15/16		TCRTWH60Y	
1		TCRTWH64Y	
1 1/8		TCRTWH72Y	
1 1/4		TCRTWH80Y	
1 3/8		TCRTWH88Y	
1 1/2			TCRTWH96X
16mm	TCRTWHM16J		
1 5/8		TCRTWH104Y	
1 7/8		TCRTWH120Y	



## ADAPTORS

Product Code	Descriptions
TCQJ-Y	J Male to Y Female
TCQXY	X Male to Y Female
TCQY-X	Y Male to X Female
TCQZ-X	Z Male to X Female
TCQZD32A-1	Z Shank 1 Drive Ratchets





## TORQUE MULTIPLIERS WITH HANDLES

### Features

- Provides the operator with nut-turning power that requires only a fraction of the force required when using conventional tools.
- Input and output rotation is in the same direction.
- Reaction bar rotation is opposite to input direction and must rest securely against a rigid object to withstand the generated reaction force.
- By removing 4 screws, heads may be easily disassembled for inspection, cleaning and lubrication.

## TORQUE MULTIPLIERS WITH HANDLES

Product Code	Max Output Ft. Lbs.	Multiplication Ratio*	Approx. Ft. Lbs. Rq'd for Max Output	Input Female Sq.	Output Male Sq.	Head Thickness Inc. Tang	Head Diam.	Oal. Lgth. Inc. Reaction Bar
TM-750LW	1000	3.6 to 1	275	½	¾	3 ½	3 ½	22 ½
TM-1000	2000	3.6 to 1	550	¾	1	4 ¾	3 17/32	24
TM-1500	4000	3.9 to 1	1150	1	1 ½	6 ½	5 5/16	28 7/8
TM-2000	8000	4.6 to 1	1915	1	1 ½	6 ¼	6 ½	31
TM-2500	12000	5.4 to 1	2200	1	2 ½	7 ¼	7 ¼	30

\* Multipliers are mechanical devices which have frictional losses. A 10% factor was included in the multiplication ratio. For higher accuracy of multiplication ratio, output of unit should be checked on torque tester.



TORQUE TOOLS

MULTIPLIERS



## TORQUE MULTIPLIERS WITH PLANETARY-GEAR MECHANISM

### Features

- Designed where high torques are necessary for fastening or breaking out stubborn fasteners.
- Allows operator safe and easy means of producing torque for job requirements.
- Precision planetary gear multiplies the operator's input from standard torque wrenches.
- Can also multiply the torque from air-driven (non-impact) wrenches.

## TORQUE MULTIPLIERS WITH PLANETARY-GEAR MECHANISM

Product Code	Max Output Ft. Lbs.	Input Cap	Gear Ratio	Torque Ratio	Input Female Sq.	Output Sq. Size	Overall Length	Head Height Sq. to Top	Head Dia.
TM-290	750	227	4:1	3:1	½	¾	8 ½	3 ¼	2 13/16
TM-391	1200	200	6:3:1	6:0:1	½	¾	19 39/64	4	3 15/16
TM-392	2200	162	15:0:1	13:6:1	½	1	19 39/64	5 ¾	4 1/16
TM-393	3200	173	20:25:1	18:5:1	½	1	19 39/64	6 ½	4 1/16





## PLATE REACTION TORQUE MULTIPLIERS

### Features

- Input torque holding ratchet - holds multiplier in place during torquing.
- Needle bearing construction for high efficiency.
- Standard reaction plate meets most job applications.
- Shearable output squares - to protect tool during overload.



## PLATE REACTION TORQUE MULTIPLIERS

Product Code	Max Output Ft. Lbs.	Input Cap	Gear Ratio	Torque Ratio	Input Female Sq.	Output Sq. Size	Overall Length	Head Height Sq. to Top	Head Dia.
TM-394	5000	189	29:25:1	26:5:1	½	1 ½	14 29/32	8 ¾	5 5/8
TM-395	8000	154	60:1	52:0:1	½	1 ½	15 13/64	10 ¾	5 13/16
TM-492	2200	162	15:1	13:6:1	½	1	14	5 ½	4 7/8
TM-493	3200	173	20:25:1	18:5:1	½	1	14	6 7/16	4 7/8



## REPLACEMENT SQUARE DRIVES FOR TORQUE MULTIPLIERS

Replacement square drives for planetary-gear and plate reaction torque multipliers.

## REPLACEMENT SQUARE DRIVES FOR TORQUE MULTIPLIERS

Product Code	Description
TM-391RSD	Repl. Sq Drive For TM-391
TM-392RSD	Repl. Sq Drive For TM-392 and TM-492
TM-393RSD	Repl. Sq Drive For TM-393 and TM-493
TM-394RSD	Repl. Sq Drive For TM-394
TM-395RSD	Repl. Sq Drive For TM-395



TORQUE TOOLS

MULTIPLIERS/COMPARATORS





Trust CDI's Factory Service Center for all your CDI torque product repair and calibration work. Use our convenient service website ([www.cdifactoryservice.com](http://www.cdifactoryservice.com)) to check services available, flat rate repair pricing, and to order and track your repair and calibration requests. The website enables you to order all regular paid repair and calibration services, as well as any warranty work needed.

CDI's torque tool factory and repair facility is located in City of Industry (Los Angeles), California. The factory has been ISO 9001 certified since 1998. The CDI Factory Service center repairs and calibrates with N.I.S.T. (National Institute of Standards and Technology) traceable calibration equipment, and CDI Torque Products meet or exceed ASME and ISO standards. Rely on the CDI Torque Products Factory Service Center to do the job right.

[www.cdifactoryservice.com](http://www.cdifactoryservice.com)

## TORQUE 101

Need help educating your department or shop staff on why applying the correct torque is critical to proper assembly or maintenance operations? CDI's **Torque Wrench 101** is the perfect simple and quick-read reference "textbook" to train staff on what torque is, why it's important, torque wrench applications, proper torque wrench selection, and much more. It's a 4-page laminated reference card, item #T101CDIUSER, and available from your Snap-on Industrial Brands representative.

**CDI TORQUE PRODUCTS TORQUE WRENCH 101 END-USER EDITION**

**WHAT IS TORQUE?**  
Torque is rotational or twisting force.  
Torque is measured in length and force.  
Length means distance from "center of force" to "center of handle".  
Force means "pushing", "pulling", etc.

**WHAT IS A TORQUE WRENCH?**  
• A torque wrench is any device that applies a pre-determined amount of torque to a fastener.  
• It may be mechanical or electronic in design.  
• A torque wrench has some type of indicating device which tells the operator when the correct torque has been achieved: "click" or "torque break" feel, sound, lights, gauges or some combination of these.

**QUICK FACT:** The Microstat Click Eye Wrench (shown) is the most affordable and correct torque wrench used today.

**TORQUE & ANGLE**  
Auto manufacturers and makers of other high performance equipment are increasingly specifying fasteners with a combination of torque value followed by degrees of wrench turn. Manufacturers can calculate a more exact final "clamp load" for their applications, since "torque & angle" minimizes the impact of thread or under-head friction (see "What Does Torque Do?" illustration and text below). Note: The CDI "Torque & Angle" electronic wrenches easily handle these applications.


**WHAT DOES TORQUE DO?**  
• Bolts for threaded fasteners are designed to create clamping force, also called "clamp load".  
• When torque is applied to a threaded fastener, it draws together the joint, and pre-stress of material.  
• An additional torque is applied to the fastener, the joint is pulled together creating a clamp load as the fastener begins the stretching process. It's this fastener stretch that creates and maintains clamping force. Use a stretched torque coil manufacturing tension.  
• The actual amount of clamp load is determined by several factors:  
– The amount of torque applied to the fastener.  
– The material and grade of the fastener.  
– The material friction on the joint - friction under the fastener head, and friction between the threads of the fastener and material it's connected to.

**WHY IS APPLYING PROPER TORQUE IMPORTANT?**  
• Safety & Performance: Applying accurate torque is critical to assembly applications, engines and precision equipment.  
• Creating a proper clamp load is the main objective when applying torque to a fastener. Degree cylinders, hubs, pipe nipples, wheels, all need to be "clamped" uniformly to specific torque values.  
• There are three main factors that affect the correct application of torque: (1) Condition of components, (2) Accuracy of torque instrument, (3) Properly applied torque values.  
• Applying torque incorrectly can lead to stripped threads, premature loosening or broken fasteners that can cause catastrophic failure. Loading joints may cause angle or equipment failure.



# TOOLS@HEIGHT

Keep your people safe and your assets secure with industry's most comprehensive drop prevention system. Snap-on Industrial Brands Tools@Height Program has over 1,000 tools that are engineered and tested to maintain or enhance the functionality of tools when used at height.



<b>Master Sets</b>	126
<b>Lanyards</b>	132
<b>Holsters</b>	136
<b>Wrenches</b>	140
<b>Torque Wrenches</b>	148
<b>Sockets &amp; Drive Tools</b>	149
<b>Screwdrivers</b>	160
<b>Pliers</b>	162
<b>Hammers</b>	167
<b>Punches &amp; Chisels</b>	169
<b>Hacksaws/Scrapers</b>	173
<b>Miscellaneous Tools</b>	175



## ENGINEERED. TESTED. CERTIFIED.

- **DROPPED TOOLS CAN CREATE SIGNIFICANT HUMAN AND ASSET DAMAGE**

- In 2012, people being struck by objects replaced people falling as the 3<sup>rd</sup> leading cause of death in the workplace.<sup>1</sup>
- A 3lb object falling 200ft carries more than 1,000lbs of force per square inch on impact.

It is very common for falling objects to deflect and travel significant distances from their original path.

<sup>1</sup> Bureau of Labor Statistics

## KEEP YOUR PEOPLE SAFE AND ASSETS SECURE WITH SNAP-ON INDUSTRIAL BRANDS TOOLS@HEIGHT PROGRAM


### SNAP-ON INDUSTRIAL BRANDS TOOLS@HEIGHT PROGRAM OFFERS UNIQUE ADVANTAGES

**ENGINEERED, TESTED and CERTIFIED SYSTEM** to maintain or enhance functionality of tools when used at height

- 4 side lock holes
- Safety coils
- Screwdriver tabs
- Pipe wrenches
- Differentiated proposition; engineered attachment points + tool transportation products
- With over 1,000 products, the industry's most comprehensive drop prevention system
- Turnkey provider of customized solutions
- Worldwide sales and service
- Stocked selection to ensure fast delivery
- Same warranty as standard tools








**Wrench with safety coil** – Secure lanyard attachments need to withstand tough site use, including low temperature, so structural integrity is critical

- Superior design - no welds to fail
- High performance - made from polished stainless steel, they have superior flexibility and shock-absorbing qualities over welded attachments
- Seven sizes available to support wrenches up to 1½" or 55mm
- Slides out of the way along the wrenches handle to provide full use of the handle and achieve greatest leverage

**Rotating screwdriver tabs** – Tab is located for secure retention and allow full use of the screwdriver handle

- Stainless steel tab is corrosion resistant
- Tab rotates freely 360° so the lanyard does not wrap around the users hand
- Nylon bushing has a shoulder so the tab will not bind between the handle and shank bolster



**Pipe wrenches** – We pin the tang of the removable pipe wrench jaw so it cannot become separated from the handle

**Square drive tools and accessories** – Square drive tools are designed and manufactured with spring loaded lock buttons. The lock button engages with side lock holes drilled in sockets, extensions, and adaptors ensuring positive retention.

Competitor's socket    Williams' socket

Williams T@H sockets, extensions, and adaptors feature a locking hole on all four sides, not just one. Williams T@H ratchets and drive tools feature a locking pin which mates with the side lock hole for positive retention. This reduces the risk of misaligning the socket that typical competitor's sockets with just one side hole create.

Release pin with WTHPRT – Pin Release Tool for William's Square Drive Tools

Do not use quick release tools with locking collars or push button release. These tools can be disengaged inadvertently.

WTHPRT





W40TC4

## 409 PIECE TOOLS@HEIGHT MASTER MAINTENANCE TOOL SET

Contains the following tools:

Product Category	Number of Pieces	Product Category	Number of Pieces
Adjustable & Miscellaneous Wrenches	17	Miscellaneous Tools	15
Combination, Box, & Open End Wrenches	71	Pliers	15
Hammers	12	Pry Bars, Punches & Chisels	24
Hand Sockets, Ratchets, & Accessories	155	Screwdrivers & Nut drivers	17
Hex Keys & Sockets	24	Tool Storage	2
		Tools@Height Tethers, Lanyards, &	
Impact Sockets & Accessories	35	Specialties	22

Note: Complete set contents are listed in Appendix A

### Set Configurations Available

Product Code	Description
WSC-409-THTB	Complete Tools@Height Master Maintenance Tool Set With Tool Boxes (409 Pieces Total)
WSC-409-TH	Complete Tools@Height Master Maintenance Tool Set Only (407 Pieces Total)

### Tool Boxes Included

Product Code	Description
W40TC4	40" Wide x 20" Deep 4 Drawer Top Chest
W40RC7	40" Wide x 20" Deep 7 Drawer Tool Cabinet

### Features

- The Tools@Height Master Maintenance set provides a great assortment of tools for all types of maintenance applications. All tools are designed to be used with our tethering and retention systems which maintain or enhance the tools' functionality when used at height or near critical assemblies. Productivity and safety right out of the box.
- Many applications - any industry where a dropped tool could harm personnel, damage machinery or cost production time.
  - High level uses - drilling derricks, wind turbines, cranes, buildings, bridges, masts, powerlines, hangars, scaffold builders
  - Low level uses - stop tools dropping onto flight hardware, into engines, machinery, food production lines, vats, mine shafts, even under water uses
- Set is available with foamed tool control drawers on a special order basis

Tools@Height sets contain an assortment of pouches and lanyards designed for use with a suitable belt such as the Comfort and Utility belts on page 138.



W40RC7



WSC-409-TH

TOOLS@HEIGHT

MASTER SETS



Be sure to use a lanyard that has more weight capacity than the tool you are attaching because drop forces are greater than actual tool weight.



## 225 PIECE TOOLS@HEIGHT INTERMEDIATE MAINTENANCE SERVICE SET

Contains the following tools:

Product Category	Number of Pieces	Product Category	Number of Pieces
Adjustable & Miscellaneous Wrenches	4	Miscellaneous Tools	14
Combination, Box, & Open End Wrenches	45	Pliers	10
Hammers	7	Pry Bars, Punches & Chisels	13
Hand Sockets, Ratchets, & Accessories	90	Screwdrivers & Nut drivers	8
Hex Keys & Sockets	9	Tool Storage	2
Impact Sockets & Accessories	1	Tools@Height Tethers, Lanyards, & Specialties	22

**Note: Complete set contents are listed in Appendix A**  
**Set Configurations Available**

Product Code	Description
WSC-225-THTB	Complete Tools@Height Intermediate Tool Set With Tool Boxes (225 Pieces Total)
WSC-225-TH	Complete Tools@Height Intermediate Tool Set Only (223 Pieces Total)

### Tool Boxes Included

Product Code	Description
W26TC4	26" Wide x 20" Deep 4 Drawer Top Chest
W26RC7	26" Wide x 20" Deep 7 Drawer Tool Cabinet

### Features

- The Tools@Height Intermediate Maintenance set provides a full complement of tools. All tools are designed to be used with our tethering and retention systems which maintain or enhance the tools' functionality when used at height or near critical assemblies. Productivity and safety right out of the box.
- Many applications - any industry where a dropped tool could harm personnel, damage machinery or cost production time.
  - High level uses - drilling derricks, wind turbines, cranes, buildings, bridges, masts, powerlines, hangars, scaffold builders
  - Low level uses - stop tools dropping onto flight hardware, into engines, machinery, food production lines, vats, mine shafts, even under water uses
- Set is available with foamed tool control drawers on a special order basis

Tools@Height sets contain an assortment of pouches and lanyards designed for use with a suitable belt such as the Comfort and Utility belts on page 138.



WSC-225-TH





## 116 PIECE TOOLS@HEIGHT GENERAL MAINTENANCE SERVICE SET

Contains the following tools:

Product Category	Number of Pieces
Adjustable & Miscellaneous Wrenches	2
Combination, Box, & Open End Wrenches	22
Hammers	4
Hand Sockets, Ratchets, & Accessories	37
Hex Keys & Sockets	1
Miscellaneous Tools	6
Pliers	8
Pry Bars, Punches & Chisels	7
Screwdrivers & Nut drivers	6
Tool Storage	1
Tools@Height Tethers, Lanyards, & Specialties	22

**Note: Complete set contents are listed in Appendix A**

### Set Configurations Available

Product Code	Description
WSC-116-THTB	Complete Tools@Height General Service Tool Set With Tool Box (116 Pieces Total)
WSC-116-TH	Complete Tools@Height General Service Tool Set Only (115 Pieces Total)

### Tool Boxes Included

Product Code	Description
50950	32" Wide x 19" Deep Job Site Box

### Features

- The Tools@Height General Maintenance Service set provides a solid complement of tools. All tools are designed to be used with our tethering and retention systems which maintain or enhance the tools' functionality when used at height or near critical assemblies. Productivity and Safety right out of the box.
  - Many applications - any industry where a dropped tool could harm personnel, damage machinery or cost production time.
    - High level uses - drilling derricks, wind turbines, cranes, buildings, bridges, masts, powerlines, hangars, scaffold builders
    - Low level uses - stop tools dropping onto flight hardware, into engines, machinery, food production lines, vats, mine shafts, even under water uses
  - Set is available with foamed tool control drawers on a special order basis
- Tools@Height sets contain an assortment of pouches and lanyards designed for use with a suitable belt such as the Comfort and Utility belts on page 138.



50950



WSC-116-TH



TOOLS@HEIGHT

MASTER SETS



Be sure to use a lanyard that has more weight capacity than the tool you are attaching because drop forces are greater than actual tool weight.



## 72 PIECE TOOLS@HEIGHT BASIC MAINTENANCE SERVICE SET

Contains the following tools:

Product Category	Number of Pieces
Adjustable & Miscellaneous Wrenches	1
Combination, Box, & Open End Wrenches	13
Hammers	2
Hand Sockets, Ratchets, & Accessories	18
Hex Keys & Sockets	1
Miscellaneous Tools	5
Pliers	5
Pry Bars, Punches & Chisels	3
Screwdrivers & Nut drivers	3
Tools@Height Tethers, Lanyards, & Specialties	21

**Note: Complete set contents are listed in Appendix A Set Configurations Available**

Product Code	Description
WSC-72-TH	Complete Tools@Height Basic Maintenance Tool Set in Safe Bucket

### Features

- Furnished in Safe Bucket for easy portability. Safety right out of the box.
- The Tools@Height Basic Maintenance set provides a good start to a Tools@Height tool program. All tools are designed to be used with our tethering and retention systems which maintain or enhance the tools' functionality when used at height or near critical assemblies.
- Many applications - any industry where a dropped tool could harm personnel, damage machinery or cost production time.
  - High level uses - drilling derricks, wind turbines, cranes, buildings, bridges, masts, powerlines, hangars, scaffold builders
  - Low level uses - stop tools dropping onto flight hardware, into engines, machinery, food production lines, vats, mine shafts, even under water uses

Snap-on Industrial Brands' Tools@Height sets contain an assortment of pouches and lanyards designed for use with a suitable belt. An assortment of Comfort and Utility belts can be found on page 138. The full assortment of Tools@Height lanyards, tethers, and other accessories is on pages 132 through 139.



WSC-72-TH



## 45 PIECE TOOL@HEIGHT STARTER PLUS SET

Contains the following tools:

Product Category	Number of Pieces
Adjustable Wrenches	2
Combination Wrenches	10
File	1
Hammer	1
Hand Sockets, Ratchets & Accessories	12
Pick up Tool	1
Pliers	5
Screwdriver	5
Tape Measure	1
Tools@Height Tethers, Lanyards & Specialties	11
Grand Total	49

**Note: Complete set contents are listed in Appendix A Set Configurations Available**

Product Code	Description
WSC-45-TH	Complete Tools@Height Starter Set in Safe Bucket

### Features

- The ideal way to start a drop prevention program.
- Use where dropped tools can harm personnel, damage components, or cause down time.
- Excellent assortment of basic hand tools for most maintenance applications.
- Furnished in Safe Bucket for easy portability.



WSC-45-TH



## 27 PIECE TOOL@HEIGHT STARTER SET

Contains the following tools:

Product Category	Number of Pieces
Adjustable Wrenches	2
File	1
Hammer	1
Pick up Tool	1
Pliers	5
Screwdriver	5
Tape Measure	1
Tools@Height Tethers, Lanyards & Specialties	11

**Note: Complete set contents are listed in Appendix A Set Configurations Available**

Product Code	Description
WSC-27-TH	Complete Tools@Height Starter Set in Safe Bucket

### Features

Ideal for general maintenance work in the factory or job site.

- All tools are designed to be used with our tethering and retention systems which maintain or enhance the tools' functionality when used at height or near critical assemblies.
- Includes tools and assortment of pouches and lanyards designed for use with a suitable belt.

Snap-on Industrial Brands' Tools@Height sets contain an assortment of pouches and lanyards designed for use with a suitable belt. An assortment of Comfort and Utility belts can be found on page 138. The full assortment of Tools@Height lanyards, tethers, and other accessories is on pages 132 through 139.



WSC-27-TH



Be sure to use a lanyard that has more weight capacity than the tool you are attaching because drop forces are greater than actual tool weight.





## TOOLS@HEIGHT SCAFFOLD BUILDING KITS

Kit comes assembled and includes tools shown above. Scaffold builders literally open the box, put on the belt, and go to work with a kit that keeps them safe and increases productivity. Since each tool is independently tethered, any tool can be used and returned to its' holster while still maintaining three points of contact as pictured below

Product Code	Description
WTHSCAFFWSA	Small
WTHSCAFFSWMA	Medium
WTHSCAFFSWLA	Large
WTHSCAFFSWXLA	X-Large

### Contents of Scaffold Building Kits:

Product Code	Description
THFSNE3-22SM	Hammer
THFSN25100	Level
BS-63B	Scaffold Ratchet
THTPMA25EM	Tape Measure
13625-TH	Construction Wrench
PL-204C-TH	Linesman's Pliers
HOL-HAMMERCOMBO	Hammer Holster with Coil Lanyard
HOL-POUCHRET	Tape measure Holster
HOL-SCAFFWCOMBO	Scaffold Ratchet Holster w/Bungee Lanyard
HOL-1TOOLBLTRET	Single Tool Holster
HOL-2TOOLBLTRET	Dual Tool Holster
BELT-COMFORT	Belt (Small, Medium, Large or X-Large)
PCH-PARTS-CB	Small Parts pouch w/ Self-closing system


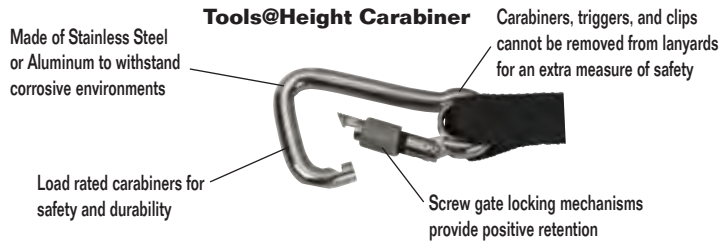
### Features

- Safety & Security
- Holsters are designed with built-in attachment points or retractors
- Tools are tethered to the holster at all times so the risk of dropping a tool while transferring from bag to lanyard is eliminated
- Several holsters also feature hook and loop flaps that secure the tool while being transported
- Customizable
- System is completely modular and can be arranged in any order on the tool belt based on the user's preference
- All Tools @ Height holsters and pouches are also available for individual purchase for attachment to existing tool belts or harnesses



TOOLS@HEIGHT

SCAFFOLD BUILDING KIT



EXT-H2L1X72HD



EXT-H2R1X72HD



EXT-H2L1X72MD



EXT-H2LBUNGEEMD



WTHCARA30



WTHCARA25



WTHCARA15



WTHUNI15



WTHUNI12

**LANYARDS**

Product Code	Description	Load Rating (lbs)	Extension Length (Inches)	Retracted Length (Length)	QTY
EXT-H2L1X72HD	Carabiner to loop web lanyard, Heavy Duty	80	72	n/a	1
EXT-H2R1X72HD	Carabiner to rail hook web lanyard, Heavy Duty	80	72	n/a	1
EXT-H2L1X72MD	Carabiner to loop web lanyard, Medium Duty	35	72	n/a	1
EXT-H2LBUNGEEMD	Carabiner to loop bungee lanyard, Medium Duty	35	49	30	1
WTHCARA30	SST Carabiner to carabiner bungee lanyard, Medium Duty	30	40	18	1
WTHCARA25	SST Carabiner to carabiner bungee lanyard, Medium Duty	25	124	37-45	1
WTHCARA15	SST Carabiner to carabiner bungee lanyard, Standard Duty	15	47	27	1
WTHUNI15	SST Carabiner to loop bungee lanyard, Standard Duty	15	50	30	1
WTHUNI12	SST Carabiner to loop bungee lanyard, Standard Duty	12	124	37-45	1



Be sure to use a lanyard that has more weight capacity than the tool you are attaching because drop forces are greater than actual tool weight.



EXT-H2LBUNGEE



EXT-T2T0.5X12



EXT-T2T0.5X24



EXT-T2T0.5X36



WTHUNI5



WTHL1



WTHL2



WTHANCHOR

## LANYARDS AND ANCHOR STRAPS

Product Code	Description	Load Rating (lbs)	Extension Length (Inches)	Retracted Length (Length)	QTY
EXT-H2LBUNGEE	Carabiner to loop bungee lanyard, Standard Duty	10	47	31	1
EXT-H2LBUNGEE-10PK	Carabiner to loop bungee lanyard, Standard Duty 10 pack	10	47	31	10
EXT-T2T0.5X12	Trigger to trigger web lanyard, Standard Duty	10	12	n/a	1
EXT-T2T0.5X12-10PK	Trigger to trigger web lanyard, Standard Duty 10 pack	10	12	n/a	10
EXT-T2T0.5X24	Trigger to trigger web lanyard, Standard Duty	10	24	n/a	1
EXT-T2T0.5X24-10PK	Trigger to trigger web lanyard, Standard Duty 10 pack	10	24	n/a	10
EXT-T2T0.5X36	Trigger to trigger web lanyard, Standard Duty	10	36	n/a	1
EXT-T2T0.5X36-10PK	Trigger to trigger web lanyard, Standard Duty 10 pack	10	36	n/a	10
WTHUNI5	SST Carabiner to loop bungee lanyard, Personal Duty	5	53	33	1
WTHL1	SST Clip to clip web lanyard, Personal Duty	5	14	n/a	1
WTHL2	SST Clip to loop w/barrell lock lanyard, Personal Duty	5	14	n/a	1
WTHANCHOR	Anchor Strap	25	n/a	n/a	1

\* Tool Lanyards not included with Tool Holsters unless otherwise stated.


\*\* Tools not included with Tool Holsters.





**COIL TETHERS**

Product Code	Description	Load Rating (lbs)	Extension Length (Inches)	Retracted Length (Length)	QTY
EXT-H2HCOIL	Patented carabiner to carabiner vinyl coated braided steel tether, Personal Duty	5	67.5	16.5	1
EXT-H2HCOIL-10PK	Carabiner to carabiner vinyl coated braided steel tether, Personal Duty 10 pack	5	67.5	16.5	10
EXT-T2TCOIL	Trigger to Trigger tether, Personal Duty	5	30	9	1
EXT-T2TCOIL-10PK	Trigger to Trigger tether, Personal Duty 10 pack	5	30	9	10
EXT-H2QRCOIL	Carabiner to quick ring tether, Personal Duty	2	65.5	25	1
EXT-H2QRCOIL-10PK	Carabiner to quick ring tether, Personal Duty 10 pack	2	65.5	25	10
EXT-C2CCOIL-10PK	Clip to clip tether, Personal Duty 10 pack	2	44	9	10
EXT-C2LCOIL-10PK	Clip to side release loop tether, Personal Duty 10 pack	2	45.25	10	10
EXT-HARDHAT-10PK	Clip to loop hard hat tether 10 pack	2	44.5	12	10
EXT-HARDHAT-100PK	Clip to loop hard hat tether 100 pack	2	44.5	12	100



**RETRACTABLE TETHERS**

Product Code	Description	Load Rating (lbs)	Extension Length (Inches)	Retracted Length (Length)	QTY
WTHUNIRET2	Self flushing retractable tether with disconnectable loop	2	42	17	1
WTHRET2CLIPS	25 pack of disconnectable clips/loop for WTHUNIRET2	2	n/a	8	25
WTHUNIRET1	Self flushing retractable tether with disconnectable loop	1	36	14	1
WTHRET1CLIPS	25 pack of disconnectable clips/loop for WTHUNIRET1 and WTHWSRET1	1	n/a	7 3/4	25
WTHWSRET1	Adjustable wrist strap with self flushing retractable tether and disconnectable loop	1	49	10	1



Be sure to use a lanyard that has more weight capacity than the tool you are attaching because drop forces are greater than actual tool weight.



## PULLAWAY WRISTBANDS

Product Code	Size	Load Rating (lbs)	QTY
WB-S	Small	5	1
WB-S-10PK	Small	5	10
WB-M	Medium	5	1
WB-M-10PK	Medium	5	10
WB-L	Large	5	1
WB-L-10PK	Large	5	10
WB-SLIM-S-10PK	Slim / Small	5	10
WB-SLIM-M-10PK	Slim / Medium	5	10
WB-SLIM-L-10PK	Slim / Large	5	10

### Features

- Pullaway wristbands are designed so that they can be escaped from in emergency situations
- Pullaway Wristbands feature an elastic strap that conform to the users wrist size automatically.

## ADJUSTABLE WRISTBANDS

Product Code	Load Rating (lbs)	QTY
WTHWS1	5	1
WB-ADJ	5	1
WB-ADJ-10PK	5	10
WB-ADJCORD	5	1
WB-ADJCORD-10PK	5	10
WB-ADJRET	1.5	1
WB-ADJRET-10PK	1.5	10
WTHWSRET1	1	1

### Features

- Adjustable Wristbands can be sized to virtually any wrist size with Hook and Loop closure straps.

Tools not included with Wristbands.





HOL-ADJRADIOCOMBO



HOL-BOTTLE



HOL-HAMMER



HOL-1TOOLBLTRET



HOL-1TOOLHAR



HOL-1TOOLXD



HOL-2TOOLBLTRET



HOL-2TOOLHAR



HOL-BOXWHARRET



HOL-POUCHRET



HOL-SCAFFWRET



HOL-TAPECOMBO



RET-52STEEL



PYT1500090

## TOOL HOLSTERS

Product Code	Description	Product Code	Description
HOL-ADJRADIO†	Adjustable Radio Holster	HOL-2TOOLHAR	Dual Tool Harness Holster
HOL-ADJRADIOCOMBO	Adjustable Radio Holster Combo (Includes EXT-C2LCOIL)	HOL-2TOOLHARRET†	Dual Tool Harness Holster with Retractors
HOL-BOTTLE	Bottle / Spray Can Holster	HOL-BOXWHARRET†	Box Wrench Holster with Retractor (Harness)
HOL-BOTTLECOMBO	Bottle / Spray Can Holster Combo (Includes EXT-C2CCOIL)	HOL-POUCHRET†	Pouch Holster with Retractor
HOL-HAMMER†	Hammer Holster	HOL-SCAFFWRET†	Scaffold Wrench Holster with Retractor
HOL-HAMMERCOMBO	Hammer Holster Combo (Includes EXT-H2QRCOIL)	HOL-SCAFFWCOMBO	Scaffold Wrench Holster with Retractor Combo (Includes EXT-H2LBUNGEE)
HOL-1TOOLBLT	Single Tool Belt Holster	HOL-TAPERET†	Tape Measure Holster with Retractor
HOL-1TOOLBLTRET†	Single Tool Belt Holster with Retractor	HOL-TAPESLEEVE†	Tape Measure Sleeve
HOL-1TOOLHAR	Single Tool Harness Holster	HOL-TAPECOMBO	Tape Measure Holster with Retractor Combo (Includes HOL-TAPESLEEVE)
HOL-1TOOLHARRET†	Single Tool Harness Holster with Retractor	RET-52STEEL	52" Steel Cable Retractor with Polycarbonate Body
HOL-1TOOLXD†	Extra-Deep Single Tool Holster	PYT1500090	Cordless Tool Battery Holster (Shown with EXT-H2LBUNGEE not included)
HOL-2TOOLBLT	Dual Tool Belt Holster		
HOL-2TOOLBLTRET†	Dual Tool Belt Holster with Retractors		

\* Tool Lanyards not included with Tool Holsters unless otherwise stated.

\*\* Tools not included with Tool Holsters.

†Patent Pending



Be sure to use a lanyard that has more weight capacity than the tool you are attaching because drop forces are greater than actual tool weight.





PCH-PARTS-CC



PCH-UTILITY



PCH-INSPECT



PCH-TOOL

PCH-TOOL-XD

EXT-H2LBUNGEE

## SMALL PARTS POUCH

Product Code	Description
PCH-PARTS-CB	Small Parts Pouch - Canvas Black
PCH-PARTS-CC	Small Parts Pouch - Canvas Camo
PCH-PARTS-CO	Small Parts Pouch - Canvas Orange
PCH-PARTS-VY	Small Parts Pouch - Vinyl Yellow
PCH-PARTSXD-CB	Small Parts Pouch Extra-Deep - Canvas Black

### Features

- The patented Small Parts Pouch stops accidental drops with an innovative self-closure system that traps objects inside making it nearly impossible for objects to fall out once placed in the bag.
- Easy to retrieve objects since no opening or closing is necessary.
- Available in several colors, and a vinyl variant.
- Extra-deep Small Parts Pouch is also available for extra storage space.

## UTILITY POUCH

Product Code	Description
PCH-UTILITY	Utility Pouch

### Features

- Two welded D-Rings on front of pouch to tie off tools.
- One additional D-Ring inside pouch.
- Two inner pouch pockets for storing tools.
- Belt loop on back of pouch.
- Two side ears are perfect for holding spud wrenches and sleeve bars.
- Drain vent on the bottom of the pouch.

## INSPECTION POUCH

Product Code	Description
PCH-INSPECT	Inspection Pouch

### Features

- Provisional patent pending

## TOOL POUCHES

Product Code	Description
PCH-TOOL	Tool Pouch with D-Ring
PCH-TOOLRET	Tool Pouch with D-Ring and Retractors
PCH-TOOLTRIG	Tool Pouch with D-Ring and Triggers
PCH-TOOLXD	Extra Deep Tool Pouch with D-Ring
PCH-TOOLXDRET	Extra Deep Tool Pouch with D-Ring and Retractors
PCH-TOOLXDTRIG	Extra Deep Tool Pouch with D-Ring and Triggers

## COMFORT TOOL BELTS

Product Code	Waist Size (Inches)
BELT-COMFORT-S	28" - 32"
BELT-COMFORT-M	32" - 36"
BELT-COMFORT-L	36" - 40"
BELT-COMFORT-XL	40" - 44"
BELT-COMFORT-2XL	44" - 48"
BELT-COMFORT-3XL	48" - 52"



BELT-COMFORT-S

### Features

- A drop prevention tool belt system that's both durable and comfortable
- Modular design allowing the user to customize their own personal holster and pouch set up.

## UTILITY BELTS

Product Code	Waist Size (Inches)
BELT-UTILITY-SL	28" - 46"
BELT-UTILITY-XL	40" - 54"



BELT-UTILITY-SL

### Features

- Utility tool belt features a high strength grommet closure system with padding inside two layers of cordura that provides for durability and comfort.

## BELT LOOPS

Product Code	Description	Load Rating (lbs)	QTY
BELT-DRLOOP	Belt Loop D-Ring	5	1
BELT-DRLOOP-10PK	Belt Loop D-Ring	5	10
BELT-TRLOOP	Belt Loop Trigger	5	1
BELT-TRLOOP-10PK	Belt Loop Trigger	5	10

### Features

- Compatible with all tool belts above
- D-Ring Belt Loop Attachment creates an instant attachment point that is third-party load-rated for 5 lbs.
- Belt Loop Trigger creates an instant staging point that is third-party load-rated for 5 lbs. A thumb release steel trigger snap allows for quick tool transfers while maintaining a secure connection, even while wearing work gloves. Modular design allowing the user to customize their own personal holster and pouch set up.



BELT-DRLOOP



BELT-TRLOOP



BKT-100HLC



BKT-250DRAWV



BKT-48SCAF



BKT-HBINSERT

## SAFE BUCKETS

Product Code	Closure System	Body Material	Load Rating (lbs)
BKT-100HLC	Hook and Loop	Canvas	100
BKT-100DRAWC	Drawstring	Canvas	100
BKT-250HLV	Hook and Loop	Vinyl	250
BKT-250DRAWV	Drawstring	Vinyl	250

### Features

- Every Safe Bucket is manufactured with either a hook and loop or drawstring closure system which helps prevent accidental drops.
- All Safe Buckets are third-party load rated.
- Sewn into the bottom of every Safe Bucket is hard composite plating that protects the bucket from accidental punctures. A protective leather sleeve covers the inserts that is resilient to the elements and harsh work environments.
- The Safe Bucket was engineered to be used with tools at height, and includes multiple connection points that can be tethered to. Workers can tether their tools directly to the Safe Bucket when being used, and store their tools for transport when finished.
- Instead of rope which is susceptible to fraying, a heavy-duty hoisting/shoulder strap is built into every Safe Bucket. Each bucket is also equipped with a high-quality and lightweight aluminum twist-lock carabiner load rated for 30 kN (6,700 lbs). There is no need to worry about a knot failing, or a non-locking carabiner which may slip off a connection point.
- Safe Buckets are 15 inches tall and have a 12.5 inch Diameter.

## HARD BODY SAFE BUCKET INSERT

Product Code  
BKT-HBINSERT

### Features

- The Hard Body Safe Bucket Insert converts the standard soft body Safe Bucket into a hard body bucket with four inner pockets for staging tools and small parts. The insert can be removed and reused, and is compatible with all standard Safe Buckets.

Tools not included

## EXTRA DEEP SAFE BUCKETS

Product Code	Length (Inches)	Load Rating (lbs)
BKT-48SCAF	48	100
BKT-72SCAF	72	100
BKT-120SCAF	120	100

### Features

- Extra Deep Safe Buckets feature a hook and loop closure system allowing for the safe transport of scaffold poles and large tools.
- Available in three different lengths.
- Third-party load rated for 100 pounds.
- A heavy duty webbing hoisting strap comes with a built in twist-lock aluminum carabiner for lifting.



**TOOLS@HEIGHT SUPERCOMBO® COMBINATION WRENCHES**

High Polish Chrome and Satin Chrome Finish, 12 Point, SAE

Product Code	Size (Inches)	A Overall Length (Inches)	B Open End Width (Inches)	C Open End Thickness (Inches)	D Box End Diameter (Inches)	E Box End Thickness (Inches)	Weight (lbs)
1208SC-TH +	1/4	4 1/4	9/16	1/8	13/32	3/16	0.04
1210SC-TH +	5/16	5 3/4	11/16	5/32	1/2	7/32	0.08
1212SC-TH ++	3/8	6 1/2	13/16	3/16	9/16	1/4	0.12
1214SC-TH ++	7/16	7 1/4	15/16	7/32	11/16	9/32	0.17
1216SC-TH ++	1/2	8	1 1/16	1/4	3/4	11/32	0.23
1218SC-TH ++	9/16	8 3/4	1 1/4	1/4	7/8	3/8	0.31
1220SC-TH ++	5/8	9 1/2	1 3/8	9/32	15/16	13/32	0.43
1222SC-TH ++	11/16	10 1/4	1 1/2	5/16	1 1/32	7/16	0.51
1224SC-TH ++	3/4	11	1 5/8	5/16	1 1/8	1/2	0.62
1226SC-TH ++	13/16	11 3/4	1 3/4	3/8	1 7/32	17/32	0.79
1228SC-TH ++	7/8	12 1/2	1 7/8	13/32	1 5/16	9/16	0.96
1230SC-TH ++	15/16	13 1/4	2	7/16	1 3/8	19/32	1.20
1232SC-TH ++	1	14	2 1/8	15/32	1 15/32	5/8	1.48
1234SC-TH ++	1 1/16	14 3/4	2 1/4	1/2	1 9/16	21/32	1.65
1236SC-TH ++	1 1/8	15 1/2	2 13/32	17/32	1 21/32	11/16	1.94
1240SC-TH ++	1 1/4	17	2 21/32	9/16	1 19/16	3/4	2.58
1242-TH **	1 9/16	17 3/4	2 19/16	19/32	1 29/32	3/4	2.96
1244-TH **	1 3/8	18 1/2	2 15/16	5/8	2	3/4	3.45
1246-TH **	1 7/16	19 1/4	3 1/16	5/8	2 3/32	7/8	3.85
1248-TH **	1 1/2	20 1/32	3 3/16	11/16	2 3/16	7/8	4.29
1180-TH **	1 5/8	21 1/2	3 5/16	11/16	2 11/32	7/8	3.70
1182-TH **	1 11/16	22 9/32	3 7/16	23/32	2 7/16	7/8	5.22
1184-TH **	1 3/4	22 7/8	3 9/16	23/32	2 17/32	1 1/32	5.62
1186-TH **	1 13/16	23 15/32	3 11/16	3/4	2 5/8	1 1/32	6.34
1188-TH **	1 7/8	24 1/32	3 13/16	29/32	2 29/32	1 1/32	6.92
1190-TH **	2	25 1/4	4 1/16	27/32	2 7/8	1 1/32	8.20



1222SC-TH



1180-TH

**WS-6-TH 6 Piece Supercombo Combination Wrench Set 2.27 LBS**

Contents Include:

Product Code	Size (Inches)	Product Code	Size (Inches)	Product Code	Size (Inches)
1214SC-TH	7/16	1218SC-TH	9/16	1222SC-TH	11/16
1216SC-TH	1/2	1220SC-TH	5/8	1224SC-TH	3/4

+ High Polish Chrome Finish with SUPERTORQUE® Box End.

++ High Polish Chrome Finish with SUPERCOMBO® Open End and SUPERTORQUE® Box End.

\*\* Satin Chrome Finish with SUPERTORQUE® Box End and Standard Open End.

\* Satin Chrome Finish with Standard Open and Box Ends.

Fed. Spec.: ANSI B107.6; SAE AS 954

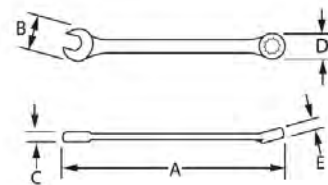


**Features**

- SUPERCOMBO® open end has specially designed grooves that direct wrench force away from fastener corners.
- SUPERTORQUE® box opening design allows application of higher torque without rounding or deforming hex fastener points. No contact is made at the corners. Instead, wrenching forces are placed on the flat surfaces behind the points.
- Meets or exceeds aerospace specification AS 954 for 12 point fasteners (as defined by AS 870) to provide accurate torque/tension relationship for precision application.
- May be used on all common hex (6 point) fasteners with considerable advantage over conventional box end wrenches to increase both hand tool flexibility and economy.
- Box and open end openings are identical.



WS-6-TH



**Wrench with Safety Coil -**

Secure lanyard attachments need to withstand tough site use, including low temperature, so structural integrity is critical

- Superior Design - No welds to fail
- High Performance - Made from polished stainless steel, they have superior flexibility and shock-absorbing qualities over welded attachments
- Seven sizes available to support wrenches up to 1 1/2" or 55mm
- Slides out of the way along the wrenches handle to provide full use of the handle and achieve greatest leverage



Be sure to use a lanyard that has more weight capacity than the tool you are attaching because drop forces are greater than actual tool weight.



## TOOLS@HEIGHT SUPERCOMBO® COMBINATION WRENCHES

High Polish Chrome Finish, 12 Point, Metric



1215MSC-TH

Product Code	Size (Inches)	A	B	C	D	E	Weight (lbs)
		Overall Length (Inches)	Open End Width (Inches)	Open End Thickness (Inches)	Box End Diameter (Inches)	Box End Thickness (Inches)	
1207MSC-TH ++	7	5 5/16	5/8	5/32	15/32	7/32	0.06
1208MSC-TH ++	8	5 25/32	23/32	5/32	1/2	7/32	0.08
1209MSC-TH ++	9	6 9/32	13/16	3/16	9/16	1/4	0.10
1210MSC-TH ++	10	6 3/4	7/8	3/16	5/8	9/32	0.13
1211MSC-TH ++	11	7 1/4	31/32	7/32	11/16	9/16	0.18
1212MSC-TH ++	12	7 11/16	1 1/32	7/32	3/4	9/16	0.20
1213MSC-TH ++	13	8 1/32	1 1/8	1/4	25/32	11/32	0.23
1214MSC-TH ++	14	8 5/8	1 7/32	1/4	27/32	3/8	0.32
1215MSC-TH ++	15	9 3/32	1 9/32	9/32	29/32	13/32	0.35
1216MSC-TH ++	16	9 1/2	1 3/8	9/32	15/16	13/32	0.41
1217MSC-TH ++	17	10 1/16	1 15/32	5/16	1	7/16	0.47
1218MSC-TH ++	18	10 17/32	1 17/32	5/16	1 1/16	15/32	0.56
1219MSC-TH ++	19	11 1/2	1 5/8	11/32	1 1/8	1/2	0.67
1220MSC-TH ++	20	11 1/2	1 29/32	3/8	1 9/16	1/2	0.77
1221MSC-TH ++	21	11 25/32	1 3/4	3/8	1 7/32	17/32	0.82
1222MSC-TH ++	22	12 1/2	1 29/32	19/32	1 9/16	9/16	1.08
1223MSC-TH ++	23	12 7/8	1 31/32	7/16	1 11/32	9/16	1.08
1224MSC-TH ++	24	13 9/32	2	7/16	1 3/8	19/32	1.20
1225MSC-TH ++	25	14 1/32	2 9/32	15/32	1 15/32	5/8	1.49
1226MSC-TH +	26	14 5/16	2 3/16	1/2	1 1/2	21/32	1.51
1227MSC-TH +	27	14 25/32	2 9/32	1/2	1 9/16	11/16	1.64
1229MSC-TH +	29	15 17/32	2 13/32	17/32	1 21/32	23/32	2.00
1230MSC-TH +	30	16 9/32	2 17/32	17/32	1 3/4	3/4	2.30
1232MSC-TH +	32	17 1/32	2 11/16	9/16	1 13/16	3/4	2.76
1234MSC-TH +	34	17 25/32	2 19/16	19/32	1 29/32	3/4	2.92
1236MSC-TH +	36	19 9/32	3 1/16	21/32	2 3/32	7/8	3.86

+ High Polish Chrome Finish with SUPERTORQUE® Box End

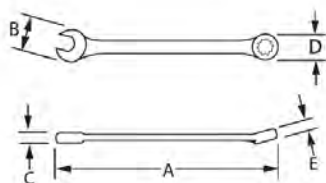
++ High Polish Chrome Finish with SUPERCOMBO® Open End and SUPERTORQUE® Box End

Fed. Spec.: ANSI B107.6; SAE AS 954



### Features

- SUPERCOMBO® open end has specially designed grooves that direct wrench force away from fastener corners.
- SUPERTORQUE® box opening design allows application of higher torque without rounding or deforming hex fastener points.
- No contact is made at the corners. Instead, wrenching forces are placed on the flat surfaces behind the points.
- Meets or exceeds aerospace specification AS 954 for 12 point fasteners (as defined by AS 870) to provide accurate torque/tension relationship for precision application.
- May be used on all common hex (6 point) fasteners with considerable advantage over conventional box end wrenches to increase both hand tool flexibility and economy.
- Box and open end openings are identical.



### Wrench with Safety Coil -

Secure lanyard attachments need to withstand tough site use, including low temperature, so structural integrity is critical

- Superior Design - No welds to fail
- High Performance - Made from polished stainless steel, they have superior flexibility and shock-absorbing qualities over welded attachments
- Seven sizes available to support wrenches up to 1 1/2" or 55mm
- Slides out of the way along the wrenches handle to provide full use of the handle and achieve greatest leverage



## TOOLS@HEIGHT REVERSIBLE RATCHETING COMBINATION WRENCHES

High Polish Chrome Finish, 12 Point, Metric

Product Code	Size (Inches)	A Overall Length (Inches)	B Open End Width (Inches)	C Open End Thickness (Inches)	D Box End Diameter (Inches)	E Box End Thickness (Inches)	Weight (lbs)
1208MRC-TH	8	5 1/4	23/32	3/16	23/32	9/32	0.08
1209MRC-TH	9	5 7/8	13/16	5/32	25/32	9/16	0.14
1210MRC-TH	10	6 1/4	7/8	7/32	7/8	11/32	0.15
1211MRC-TH	11	6 5/8	15/16	7/32	29/32	11/32	0.22
1212MRC-TH	12	6 13/16	1	7/32	31/32	3/8	0.00
1213MRC-TH	13	7	1 1/32	1/4	1	13/32	0.36
1214MRC-TH	14	7 3/8	1 3/16	1/4	1 3/32	13/32	0.42
1215MRC-TH	15	7 3/4	1 1/4	9/32	1 5/32	7/16	0.56
1216MRC-TH	16	8 3/16	1 11/32	9/32	1 7/32	7/16	0.77
1217MRC-TH	17	9	1 7/16	9/32	1 9/32	1/2	0.93
1218MRC-TH	18	9 3/8	1 17/32	5/16	1 3/8	15/32	1.15
1219MRC-TH	19	9 3/4	1 17/32	11/32	1 7/16	17/32	1.33

### Features

- High-polished chrome finish cleans easily.
- Ratchet lever is easily accessible for quick direction changes.
- Recessed corners in ends provide extra turning power.



1210MRC-TH



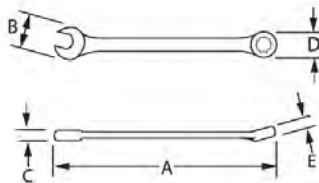
## TOOLS@HEIGHT REVERSIBLE RATCHETING COMBINATION WRENCHES

High Polish Chrome Finish, 12 Point, SAE

Product Code	Size (Inches)	A Overall Length (Inches)	B Open End Width (Inches)	C Open End Thickness (Inches)	D Box End Diameter (Inches)	E Box End Thickness (Inches)	Weight (lbs)
1208RC-TH	1/4	5 1/4	23/32	3/16	23/32	9/32	.06
1210RC-TH	5/16	5 1/4	23/32	5/32	23/32	9/32	0.08
1212RC-TH	3/8	6 1/4	7/8	9/16	7/8	5/16	0.10
1214RC-TH	7/16	6 3/8	15/16	7/32	29/32	11/32	0.13
1216RC-TH	1/2	7	1 1/32	1/4	1	13/32	0.16
1218RC-TH	9/16	7 3/8	1 3/16	1/4	1 3/32	13/32	0.18
1220RC-TH	5/8	8 7/32	1 11/32	9/32	1 7/32	7/16	0.00
1222RC-TH	11/16	9	1 7/16	9/32	1 11/16	1/2	0.27
1224RC-TH	3/4	9 3/4	1 17/32	11/32	1 15/32	17/32	0.00
1226RC-TH	13/16	10 1/2	1 23/32	3/8	1 9/16	17/32	0.36
1228RC-TH	7/8	11 13/32	1 7/8	11/32	1 21/32	19/32	0.44
1230RC-TH	15/16	12	1 31/32	15/32	1 27/32	5/8	0.50
1232RC-TH	1	13	2 3/32	15/32	1 7/8	5/8	0.56

### Features

- High-polished chrome finish cleans easily.
- Ratchet lever is easily accessible for quick direction changes.
- Recessed corners in ends provide extra turning power.



1232RC-TH



### Wrench with Safety Coil -

Secure lanyard attachments need to withstand tough site use, including low temperature, so structural integrity is critical

- Superior Design - No welds to fail
- High Performance - Made from polished stainless steel, they have superior flexibility and shock-absorbing qualities over welded attachments
- Seven sizes available to support wrenches up to 1 1/2" or 55mm
- Slides out of the way along the wrenches handle to provide full use of the handle and achieve greatest leverage

TOOLS@HEIGHT

WRENCHES



Be sure to use a lanyard that has more weight capacity than the tool you are attaching because drop forces are greater than actual tool weight.





## TOOLS@HEIGHT 15°- 60° DOUBLE OPEN END ANGLE-HEAD WRENCHES

Chrome Satin Finish, SAE



3732-TH

Product Code	Size (Inches)	A Head Diameter	B Head Thickness	C Overall Length (Inches)	Weight (lbs)
3716-TH	1/2	1	7/32	5 1/2	0.10
3718-TH	9/16	1 1/8	1/4	6	0.14
3720-TH	5/8	1 3/16	9/32	6 1/4	0.14
3722-TH	11/16	1 5/16	9/32	7	0.21
3724-TH	3/4	1 7/16	9/32	7 1/4	0.28
3726-TH	13/16	1 19/32	9/32	7 1/2	0.27
3728-TH	7/8	1 21/32	9/32	8 1/4	0.35
3732-TH	1	1 15/16	5/16	9 3/4	0.41
3734-TH	1 1/16	2 1/16	5/16	10	0.50
3736-TH	1 1/8	2 1/4	5/16	11	0.61
3740-TH	1 1/4	2 3/8	11/32	11 1/2	0.70
3744-TH	1 3/8	2 11/16	13/32	12 1/2	0.85
3746-TH	1 7/16	2 11/16	13/32	12 1/2	1.25
3748-TH	1 1/2	2 11/16	13/32	12 1/2	1.19

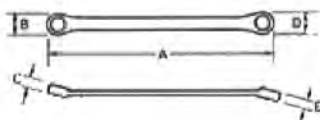
Fed. Spec. ANSI B107.39 Type 2 Class 3

### Features

- Wrench heads are offset at 15° and 60° to the handle
- Both ends are the same size to permit the wrench to be used in four different positions
- 45° chamfer on wrench ends allow easy placement of wrench on the fastener
- Continuous arc design minimizes spreading and is stronger than "V" design
- Thin head is perfect for tight clearances
- Satin chrome finish provides good grip and cleans easily



7731B-TH



## TOOLS@HEIGHT DOUBLE HEAD 10° OFFSET BOX END WRENCHES

Chrome Satin Finish, 12 Point, SAE

Product Code	Size (Inches)	A Overall Length (Inches)	B Box End Diameter (Inches)	C Box End Thickness (Inches)	D Box End Diameter (Inches)	E Box End Thickness (Inches)	Weight (lbs)
7723-TH	3/8 x 7/16	7 5/8	19/32	5/16	21/32	11/32	0.11
7725B-TH	1/2 x 9/16	8 11/16	3/4	3/8	27/32	3/8	0.30
7727A-TH	5/8 x 11/16	10 5/32	29/32	7/16	1	15/32	0.47
7029B-TH	11/16 x 3/4	10 15/16	1	15/32	1 3/32	1/2	0.53
7731A-TH	3/4 x 7/8	12 1/2	1 3/32	1/2	1 1/4	9/16	0.73
7731B-TH	13/16 x 7/8	12 13/32	1 3/16	17/32	1 1/4	9/16	0.80
7033C-TH	15/16 x 1	14 1/8	1 11/32	19/32	1 7/16	5/8	0.94
7038-TH	1 1/8 x 1 3/16	16 3/32	1 19/32	11/16	1 11/16	11/16	1.66
7039B-TH	1 1/4 x 1 3/16	17 5/8	1 29/32	23/32	1 27/32	3/4	0.00

Fed. Spec. ANSI B107.6

### Features

- SUPERTORQUE® box opening design allows application of higher torque without rounding or deforming hex fastener points. No contact is made at the corners. Instead, wrenching forces are placed on the flat surfaces behind the points.
- 10° offset box end allows clearance in tight areas.
- Sizes are clearly marked on handle ends.



TOOLS@HEIGHT

WRENCHES



## TOOLS@HEIGHT DOUBLE HEAD 10° OFFSET BOX END WRENCHES

Chrome Satin Finish, 12 Point, Metric

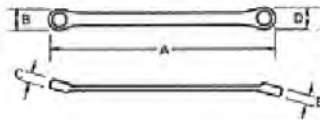
Product Code	Size (MM)	A Overall Length (Inches)	B Box End Diameter (Inches)	C Box End Thickness (Inches)	D Box End Diameter (Inches)	E Box End Thickness (Inches)	Weight (lbs)
BWM-0810-TH	8 x 10	7 5/16	1/2	9/32	19/32	5/16	0.15

Fed. Spec. ANSI B107.9M



### Features

- SUPERTORQUE® box opening design allows application of higher torque without rounding or deforming hex fastener points. No contact is made at the corners. Instead, wrenching forces are placed on the flat surfaces behind the points.
- 10° offset box end allows clearance in tight areas.
- Sizes are clearly marked on handle ends.



BMW-0810-TH



## TOOLS@HEIGHT DOUBLE HEAD FLARE NUT WRENCHES

Chrome Satin Finish, 6 Point, SAE

Product Code	Size (Inches)	A Overall Length (Inches)	B Open End Dia (Inches)	C Open End Thickness (Inches)	D Open End Dia (Inches)	E Open End Thickness (Inches)	Weight (lbs)
XFN-0810-TH	1/4 x 5/16	4 27/32	18/32	1/4	5/8	8/32	0.12
XFN-1214-TH	3/8 x 7/16	5 13/16	25/32	5/16	27/32	11/32	0.14
XFN-1618-TH	1/2 x 9/16	6 13/16	15/16	3/8	1	13/32	0.23
XFN-2022-TH	5/8 x 1 1/16	7 3/4	1 3/32	7/16	3/16	15/32	0.38
XFN-2432-TH	3/4 x 1	9 1/2	1 1/4	1/2	19/32	5/8	0.70
XFN-2836-TH	7/8 x 1 1/8	10.5	1 7/16	9/16	1 3/4	11/16	0.99

Fed. Spec.: ANSI B107.6

### WS-14-TH 5 Piece Double Head Flare Nut Wrench Set, 6 Point, SAE, in Pouch - R-4 2.71 lbs

#### Contents Include:

Product Code	Size (Inches)	Product Code	Size (Inches)	Product Code	Size (Inches)
XFN-1214-TH	3/8 x 7/16	XFN-2022-TH	5/8 x 1 1/16	XFN-2836-TH	7/8 x 1 1/8
XFN-1618-TH	1/2 x 9/16	XFN-2432-TH	3/4 x 1		

### Features

- Will not mar fittings on pipes and tubing.
- Satin chrome textured finish provides great feel and extra gripping power.
- Recessed corners in ends provide extra turning power.



WS-14-TH



#### Wrench with Safety Coil -

Secure lanyard attachments need to withstand tough site use, including low temperature, so structural integrity is critical

- Superior Design - No welds to fail
- High Performance - Made from polished stainless steel, they have superior flexibility and shock-absorbing qualities over welded attachments
- Seven sizes available to support wrenches up to 1 1/2" or 55mm
- Slides out of the way along the wrenches handle to provide full use of the handle and achieve greatest leverage





## TOOLS@HEIGHT DOUBLE HEAD FLARE NUT WRENCHES

Chrome Satin Finish, 6 Point, Metric



10658-TH



11692-TH

Product Code	Size (MM)	A	B	C	D	E	Weight (lbs)
		Overall Length (Inches)	Open End Dia (Inches)	Open End Thickness (Inches)	Open End Dia (Inches)	Open End Thickness (Inches)	
10650-TH	9 x 11	5 11/16	13/16	11/32	15/16	5/16	0.11
10652-TH	10 x 12	6 1/8	7/8	3/8	29/32	5/16	0.15
10654-TH	13 x 14	6 7/8	1	3/8	1 3/32	3/8	0.20
10656-TH	15 x 17	7 7/8	1 1/16	7/16	1 7/32	1/2	0.28
10658-TH	19 x 21	8 7/8	1 9/32	1/2	1 13/32	17/32	0.43

Fed. Spec.: ANSI B107.9M

### 11692-TH 5 Piece Double Head Flare Nut Wrench Set, 6 Point, Metric, in Pouch - 50001 1.43 lbs.

Contents Include:

Product Code	Size (MM)	Product Code	Size (MM)	Product Code	Size (MM)
10650-TH	9 x 11	10654-TH	13 x 14	10658-TH	19 x 21
10652-TH	10 x 12	10656-TH	15 x 17		

#### Features

- Will not damage fittings on pipes and tubing.
- Satin chrome textured finish provides great feel and extra gripping power.
- Recessed corners in ends provide extra turning power.



## TOOLS@HEIGHT DOUBLE HEAD RATCHETING BOX WRENCHES

High Polish Chrome Finish, 6 & 12 Point, SAE



RB-810-TH

Product Code	Number of Points	Size (Inches)	A	B	C	D	E	Weight (lbs)
			Overall Length (Inches)	Box End Diameter (Inches)	Box End Thickness (Inches)	Box End Diameter (Inches)	Box End Thickness (Inches)	
RB-810-TH	6	1/4 x 5/16	4 1/4	19/32	3/8	1 1/16	3/8	.12
RB-1214-TH	6	3/8 x 7/16	5 1/2	25/32	3/8	7/8	3/8	.18
RB-1618-TH	6	1/2 x 9/16	6 3/4	1	1/2	1 5/32	1/2	.33
RB-2022-TH	12	5/8 x 1 1/16	8 1/8	1 3/16	1/2	1 7/16	1/2	.44
RB-2428-TH	12	3/4 x 7/8	9 1/4	1 13/32	1/2	1 9/16	1/2	.48

#### Features

- Allows fast removal of fasteners with a ratcheting action at each end.
- Ideal for long "bolt-through" applications.
- Flat handle allows access to tight clearance areas.



## TOOLS@HEIGHT 30° SERVICE WRENCHES, SAE

Satin Chrome Finish, SAE



3524-TH

Product Code	Size (Inches)	Overall Length (Inches)	Head Diameter	Head Thickness	Weight (lbs.)
3524-TH	3/4	6 1/4	1 11/16	1/4	.31
3526-TH	13/16	6 1/4	1 11/16	1/4	.28
3528-TH	7/8	6 1/4	1 11/16	1/4	.28
3530-TH	15/16	6 7/8	1 7/8	1/4	.36
3532-TH	1	6 7/8	1 7/8	1/4	.37
3534-TH	1 1/16	6 7/8	1 7/8	1/4	.35
3536-TH	1 1/8	7	2 1/16	1/4	.37
3538-TH	1 3/16	7	2 1/16	1/4	.37
3540-TH	1 1/4	7	2 1/16	1/4	.36
3542-TH	1 5/16	7 5/8	2 1/2	5/32	.51
3544-TH	1 3/8	7 5/8	2 1/2	5/32	.49
3546-TH	1 7/16	7 5/8	2 1/2	5/32	.45
3548-TH	1 1/2	7 5/8	2 1/2	5/32	.48

#### Features

- Ultra thin pattern for use on jam nuts and access to confined areas.
- 30° offset head.
- Satin chrome finish.







## TOOLS@HEIGHT ADJUSTABLE WRENCH

### Chrome Finish

Product Code	Length (Inches)	Maximum Jaw Opening (Inches)	Head Thickness (Inches)	Weight (lbs.)
AP-6A-TH	6	3/4	7/16	.30
AP-8A-TH	8	1	1/2	.57
AP-10A-TH	10	1 1/64	39/64	.98
AP-12A-TH	12	1 5/16	23/32	1.53
AP-15A-TH	15	1 1/16	5/64	2.95
AP-18A-TH	18	2 1/16	57/64	4.15
AP-24A-TH	24	2 7/16	1 9/64	6.98

### Features

- Chrome plated finish allows for easy cleaning after each use.
- Serrated knurl is designed for quick and smooth adjustments.
- I-Beam designed handle provides strength and durability.
- Inch (SAE) scale is laser-etched on head face for easy determination of bolt head width.



AP-8A-TH



## TOOLS@HEIGHT ADJUSTABLE CONSTRUCTION WRENCH

### Heavy-Duty With Polished Head and Measurement Scales

Product Code	Length (Inches)	Maximum Jaw Opening (Inches)	Head Thickness (Inches)	Weight (lbs)
13625-TH	15	1 1/2	23/32	2.24

### Features

- Tapered spud handle locates and aligns bolts and rivets.
- Hole in handle permits tethering wrench for safety.
- Measurement scale on head conveniently shows fastener size.
- Economical black phosphate finish resists rust.



13625-TH



## TOOLS@HEIGHT SINGLE HEAD OPEN END OFFSET STRUCTURAL WRENCHES



### Industrial Black Finish, SAE

Product Code	Size (Inches)	A B C D				Weight (lbs)
		Overall Length (Inches)	Open End Width (Inches)	Open End Thickness (Inches)	Handle Offset (Inches)	
1905-TH	7/8	14 5/16	2	9/16	1	1.42
1906-TH	15/16	14 3/16	1 31/32	19/32	1	1.51
1907-TH	1 1/16	16 13/16	2 7/32	5/8	1 1/8	1.85
1908-TH	1 1/4	17 11/16	2 23/32	11/16	1 1/4	2.85
1909-TH	1 7/16	19 3/4	3 5/32	25/32	1 1/4	3.68
1910-TH	1 5/8	21 1/16	3 7/32	7/8	1 1/2	4.26
1911-TH	1 13/16	23	3 3/4	1 3/4	1 5/8	6.49
1912-TH	2	23 3/4	4 7/32	31/32	1 5/8	7.02

### Features

- Long offset handle is designed for clearance of obstructions while providing greater leverage.
- Tapered spud handle locates and aligns bolt and rivet holes.



JHW1911-TH



## TOOLS@HEIGHT ADJUSTABLE PIN SPANNER WRENCHES

### Industrial Black Finish, SAE

Product Code	Span Diameter (Inches)	Pin Diameter (Inches)	Pin Length (Inches)	Overall Length (Inches)	Weight (lbs.)
O-471-TH	3/4 to 2	1/8	1/8	5 3/8	.27
O-472-TH	1 1/4 to 3	3/16	3/16	6 7/8	.48
O-474-TH	2 to 4 3/4	1/4	1/4	9 1/2	.93
O-474A-TH	4 1/2 to 6 1/4	3/8	1/4	9 7/8	1.10

### Features

- Ideal for adjusting collars, lock nut rings, and bearings.
- Specifically engineered to hold up under the most rigorous industrial use.



O-472-TH



O-474-TH





471-TH



## TOOLS@HEIGHT ADJUSTABLE HOOK SPANNER WRENCHES

Industrial Black Finish, SAE

Product Code	Span Diameter (Inches)	Hook Depth (Inches)	Hook Thickness (Inches)	Overall Length (Inches)	Weight (lbs.)
471-TH	3/4 to 2	1/8	1 1/32	5 3/8	.26
472-TH	1 1/4 to 3	3/32	1 3/32	7 1/4	.49
474-TH	2 to 4 3/4	3/16	1 5/32	11 1/2	.97
474A-TH	4 1/2 to 6 1/4	1/4	1 5/32	17 1/2	1.05

### Features

- Ideal for adjusting collars, lock nut rings, and bearings.
- Specifically engineered to hold up under the most rigorous industrial use.



483-TH



484-TH



## TOOLS@HEIGHT ADJUSTABLE FACE SPANNER WRENCHES

Industrial Black Finish, SAE

Product Code	Span Diameter (Inches)	Pin Diameter (Inches)	Pin Length (Inches)	Overall Length (Inches)	Weight (lbs.)
482-TH	2	3/16	1/4	6 1/4	.31
483-TH	3	1/4	1/4	8 1/8	.63
484-TH	4	5/16	1/2	10 3/8	1.01

### Features

- Ideal for adjusting collars, lock nut rings, and bearings.
- Specifically engineered to hold up under the most rigorous industrial use.



## TOOLS@HEIGHT T-HANDLE HEX DRIVERS

SAE & Metric

Product Code	Shaft Length (Inches)	Size (Inches)	Weight (lbs.)
900T-094-TH	4 1/8	3/32	0.09
900T-109-TH	4 1/8	7/64	0.08
900T-125-TH	4 1/8	1/8	0.12
900T-141-TH	4 1/8	9/64	0.09
900T-156-TH	5 1/2	5/32	0.11
900T-188-TH	5 1/2	3/16	0.19
900T-219-TH	5 1/2	7/32	0.23
900T-250-TH	7 1/4	1/4	0.28
900T-313-TH	7 1/4	5/16	0.39
900T-375-TH	7 1/4	3/8	0.51

### Features

- Comfort grip handle for durability and flexibility in all types of work applications
- Black oxide tips prevent chipping of chrome to reduce possible contamination at work location
- For use with optional WTHUNIRET1 Retractable Lanyard



900T-250-TH

TOOLS@HEIGHT

WRENCHES/HEX DRIVERS



## TOOLS@HEIGHT SLUGGING WRENCH RETAINERS

Product Code	Stud Size	Length	C	D
SWR-24	3/8	1 29/32	1 15/16	1 3/4
SWR-28	7/8	2	2 3/16	1 29/32
SWR-32	1	2 1/8	2 1/2	2 1/32
SWR-36	1 1/8	2 1/4	2 1/2	2 5/32
SWR-40	1 1/4	2 3/8	2 7/8	2 9/32
SWR-44	1 3/8	2 15/32	3 1/8	2 3/8
SWR-48	1 1/2	2 5/8	3 1/8	2 1/2
SWR-52	1 5/8	2 3/4	3 5/8	2 21/32
SWR-56	1 3/4	2 7/8	3 7/8	2 3/4
SWR-60	1 7/8	3	4 1/2	2 7/8

### Features

- SWR-SET includes one of each retainer in a plastic box.
- Retainers feature attachment point to prevent drop during use.
- Slugging Wrench Retainers thread onto the end of the stud over the slugging wrench to ensure the wrench stays affixed to the fastener
- A spring loaded plate allows for easy adjustment of the wrench without having to unscrew the retainer.
- Increased productivity and safer operation by eliminating the need for a second worker to hold and slugging wrench in place
- Available in 10 sizes, marked with stud sizes (not hex sizes)
- Configured to work with offset and straight handle slugging wrenches



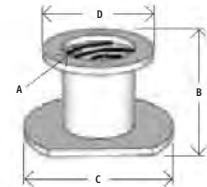
SWR-SET



SWR-52



SWR-24



## TOOLS@HEIGHT FOLDING HEX KEY SETS

### SAE and Metric

Product Code	WS-45-TH		WS-46-TH		MWS-47-TH	
	8		9		7	
Number of Pieces	Hex Size (Inches)	Key Length (Inches)	Hex Size (Inches)	Key Length (Inches)	Includes Hex Size (MM)	Key Length (Inches)
	.050	1 1/4	5/64	1 1/2	1.5	1 3/8
	1/16	1 3/8	3/32	1 9/16	2	1 1/2
	5/64	1 7/16	7/64	1 11/16	2.5	1 5/8
	3/32	1 9/16	1/8	1 15/16	3	1 3/4
	7/64	1 5/8	9/64	2	4	2
	1/8	1 11/16	5/32	2 1/4	5	2 1/4
	9/64	1 13/16	2/16	2 1/2	6	2 1/2
	5/32	2	7/32	2 5/8		
			1/4	2 7/8		



WS-45-TH

### Features

- Steel case is chrome plated to resist corrosion.
- Keys are black oxide finish.
- Convenient item for pocket or tool box.
- Modified to prevent disassembly during use.



## TOOLS@HEIGHT METAL HANDLE CLICK TYPE TORQUE WRENCHES - DUAL SCALE

Metal Handle Dual Scale. The metal handle series offers the user a rugged, industrial strength torque wrench able to withstand the rigors of professional use. Handles are lightly knurled for a tough, non-slip grip. There are 21 models of metal handle micrometer adjustable torque wrenches available.

Product Code	Drive Size	English Range	Incr.	Num Range	Incr.	A in.	B in.	C in.	D in.	Wt. Lbs.
2503MFRMH-TH	1/2"	30-250 ft. lb.	1	47-332 Nm	1.4	24.40	1.70	1.40	1.40	4.73
6004MFRMH-TH	3/4"	100-600 ft. lb.	5	169-779 Nm	6.8	42.00	2.50	2.00	1.15	7.85

### Features

- Dual scale, calibrated dual direction
- Positive lock with spring loaded pull down lock ring
- Fast, accurate and easy to set
- Easy-to-read laser marked scales
- Most feature quick release buttons which provide good socket retention as well as easy socket removal
- Accuracy: ± 3% CW ± 4% CCW of indicated value, CW, from 20% to 100% of full scale
- Individually serialized with matching certificate of calibration traceable to N.I.S.T.



2503MFRMH-TH



Competitor's socket Williams' socket

Williams T@H sockets, extensions, and adaptors feature a locking hole on all four sides, not just one. Williams T@H ratchets and drive tools feature a locking pin which mates with the side lock hole for positive retention. This reduces the risk of misaligning the socket that typical competitor's sockets with just one side hole create.

Release pin with WTHPRT - Pin Release Tool for William's Square Drive Tools

Do not use quick release tools with locking collars or push button release. These tools can be disengaged inadvertently.



WTHPRT



Be sure to use a lanyard that has more weight capacity than the tool you are attaching because drop forces are greater than actual tool weight.





## TOOLS@HEIGHT 1/4" DRIVE ENCLOSED HEAD RATCHETS

Sealed Narrow Head Design, Chrome and Black Industrial Finish

Product Code	Description	Length (Inches)	Number of Teeth	Weight (lbs)
M-52EHA-TH	Chrome Finish Enclosed Head Ratchet	5 1/4	36	0.00
MB-52EHA-TH	Black Industrial Finish Enclosed Head Ratchet	5 1/4	36	0.21

Fed. Spec: ANSI B107.10M



### Features

- Enclosed head is sealed to prevent dust, dirt, and liquids from entering head, preserving internal lubrication.
- Forged one-piece ratchet provide strength and safety for industrial applications.
- 36 tooth gear with 10 degree of engagement allows engagement in tight working areas.
- Nickel/Chrome plating provides increase protection from rust and corrosion.
- Chrome finish models feature mirror-like exterior that can be easily cleaned after each use.
- Single Pawl ratchet design:
- Designed for tighter tolerances between pawl and gear which reduces metal fatigue and slippage under load.
- Does not require as many working parts, reducing possible breakage and parts to repair.
- Easy access reverse lever allows user to change working direction quickly and easily with only one hand.



M-52EHA-TH



MB-52EHA-TH



## TOOLS@HEIGHT 1/4" DRIVE EXTENSIONS

High-Polished Chrome Finish

Product Code	Description	Length (Inches)	Weight (lbs.)
M-102-TH	Extension	2	.06
M-104-TH	Extension	4	.11
M-115-TH	Extension	6	.15
M-140A-TH	U-Joint		.11

Fed. Spec: ANSI B107.10M



### Features

- Chrome plating provides increased protection from rust and corrosion.
- Flexible extension is designed for low torque applications in limited access areas.
- Ball and spring socket retention.



M-115-TH



## TOOLS@HEIGHT 1/4" DRIVE SHALLOW SOCKETS, 12 POINT, SAE

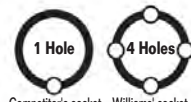
High-Polished Chrome Finish

Product Code	Size (Inches)	OAL (Inches)	Drive End		Broach Depth (Inches)	Bolt Clearance Depth (Inches)	Bolt Clearance Diameter (Inches)	Nose Length (Inches)	Weight (lbs)
			Diameter (Inches)	Working End Diameter (Inches)					
30206-TH	3/16	1	15/32	5/16	9/32	19/32	3/16	1/2	0.03
30207-TH	7/32	1	15/32	11/32	5/16	19/32	7/32	1/2	0.03
30208-TH	1/4	1	15/32	3/8	5/16	19/32	7/32	1/2	0.03
30209-TH	9/32	1	15/32	7/16	5/16	19/32	1/4	1/2	0.03
30210-TH	5/16	1	15/32	15/32	5/16	19/32	1/4	-	0.03
30211-TH	11/32	1	1/2	1/2	5/16	19/32	11/32	-	0.04
30212-TH	3/8	1	9/16	9/16	11/32	19/32	3/8	-	0.04
30214-TH	7/16	1	5/8	5/8	7/16	19/32	7/16	-	0.05
30216-TH	1/2	1	11/16	11/16	7/16	19/32	1/2	-	0.06
30218-TH	9/16	1	3/4	3/4	7/16	19/32	17/32	-	0.07

Fed. Spec: ANSI B107.1

### Features

- SUPERTORQUE® lobular openings for greater turning power without deforming the fastener.
- Designed for maximum engagement on both 6 and 12 point fasteners.



Competitor's socket Williams' socket

Williams T@H sockets, extensions, and adaptors feature a locking hole on all four sides, not just one. Williams T@H ratchets and drive tools feature a locking pin which mates with the side lock hole for positive retention. This reduces the risk of misaligning the socket that typical competitor's sockets with just one side hole create.

Release pin with WTHPRT - Pin Release Tool for William's Square Drive Tools

Do not use quick release tools with locking collars or push button release. These tools can be disengaged inadvertently.



WTHPRT

Any tool that weighs more than 5 pounds should be attached to an anchor point such as a work platform or utility bucket rather than the operator.



## TOOLS@HEIGHT 1/4" DRIVE DEEP SOCKETS, 12 POINT, SAE

High-Polished Chrome Finish

Product Code	Size (Inches)	A		B		C		D		E		F	
		OAL (Inches)	Drive End Diameter (Inches)	Working End Diameter (Inches)	Broach Depth (Inches)	Bolt Clearance Depth (Inches)	Bolt Clearance Diameter (Inches)	Nose Length (Inches)	Weight (lbs)				
30406-TH	3/16	1 31/32	15/32	5/16	5/16	1 5/16	1/8	1 1/32	0.04				
30407-TH	7/32	1 31/32	19/32	11/32	3/8	1 5/16	3/16	1 1/16	0.05				
30408-TH	1/4	1 31/32	15/32	7/16	13/16	1 11/32	7/32	1 1/32	0.05				
30409-TH	9/32	1 31/32	19/32	7/16	23/32	1 11/32	1/4	31/32	0.05				
30410-TH	5/16	1 31/32	19/32	19/32	13/16	1 5/16	9/32	-	0.05				
30411-TH	11/32	1 31/32	1/2	1/2	23/32	1 5/16	9/32	-	0.07				
30412-TH	3/8	1 31/32	9/16	9/16	7/8	1 11/32	5/16	-	0.09				
30414-TH	7/16	1 31/32	5/8	5/8	7/8	1 1/2	13/32	-	0.10				
30416-TH	1/2	1 31/32	11/16	11/16	27/32	1 17/32	7/16	-	0.11				
30418-TH	9/16	1 31/32	3/4	3/4	29/32	1 9/16	17/32	-	0.14				

Fed. Spec: ANSI B107.1

### Features

- SUPERTORQUE® lobular openings for greater turning power without deforming the fastener.
- Designed for maximum engagement on 12 point fasteners.



30410-TH 30406-TH



## TOOLS@HEIGHT 1/4" DRIVE STANDARD LENGTH HEX BIT SOCKETS, SAE

High-Polished Chrome Finish

Product Code	Size (Inches)	Socket Length (Inches)	Socket Outside		Overall Length (Inches)	Bit Length (Inches)	Weight (lbs)
			Diameter (Inches)	Bit Length (Inches)			
35000-TH	1/8	13/16	15/32	1 13/32	5/8	0.04	
35001-TH	9/32	13/16	19/32	1 13/32	5/8	0.04	
35002-TH	3/16	13/16	19/32	1 13/32	5/8	0.04	
35003-TH	7/32	13/16	15/32	1 13/32	5/8	0.04	
35004-TH	1/4	13/16	19/32	1 13/32	5/8	0.04	
35005-TH	5/16	13/16	15/32	1 13/32	5/8	0.04	

### 30902-TH 6 Piece Hex Bit Socket Set on Clip Rail .51 lbs

Contents Include:

Product Code	Size (Inches)	Product Code	Size (Inches)	Product Code	Size (Inches)
35000-TH	1/8	35002-TH	3/16	35004-TH	1/4
35001-TH	9/32	35003-TH	7/32	35005-TH	5/16

### Features

- High-polished chrome finish socket cleans easily.



30902-TH



## TOOLS@HEIGHT 1/4" DRIVE STANDARD LENGTH HEX BIT SOCKETS, METRIC

High-Polished Chrome Finish

Product Code	Size (MM)	Socket Length (Inches)	Socket Outside		Overall Length (Inches)	Bit Length (Inches)	Weight (lbs)
			Diameter (Inches)	Bit Length (Inches)			
35070-TH	3	13/16	19/32	1 13/32	5/8	0.04	
35071-TH	4	13/16	15/32	1 13/32	5/8	0.04	
35072-TH	5	13/16	19/32	1 13/32	5/8	0.04	
35073-TH	6	13/16	15/32	1 13/32	5/8	0.04	
35074-TH	7	13/16	19/32	1 13/32	5/8	0.04	
35075-TH	8	13/16	15/32	1 13/32	5/8	0.04	



35072-TH

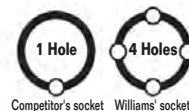
### 30904-TH 6 Piece Hex Bit Socket Set on Clip Rail .51 lbs

Contents Include:

Product Code	Size (MM)	Product Code	Size (MM)	Product Code	Size (MM)
35070-TH	3	35072-TH	5	35074-TH	7
35071-TH	4	35073-TH	6	35075-TH	8

### Features

- High-polished chrome finish socket cleans easily.



Competitor's socket Williams' socket

Williams T@H sockets, extensions, and adaptors feature a locking hole on all four sides, not just one. Williams T@H ratchets and drive tools feature a locking pin which mates with the side lock hole for positive retention. This reduces the risk of misaligning the socket that typical competitor's sockets with just one side hole create.

Release pin with WTHPRT - Pin Release Tool for William's Square Drive Tools

Do not use quick release tools with locking collars or push button release. These tools can be disengaged inadvertently.



WTHPRT



Be sure to use a lanyard that has more weight capacity than the tool you are attaching because drop forces are greater than actual tool weight.



## TOOLS@HEIGHT 3/8" DRIVE ENCLOSED HEAD RATCHETS

Williams® Sealed Narrow Head Design, Chrome and Black Industrial Finish

Product Code	Description	Length (Inches)	Number of Teeth	Weight (lbs)
BB-52EHA-TH	Black Industrial Finish Enclosed Head Ratchet	8	36	.76
B-52EHA-TH	Chrome Finish Enclosed Head Ratchet	8	36	.76
B-52EHLA-TH	Chrome Finish Enclosed Head Ratchet, Long	10 1/4	36	.87

Fed. Spec: ANSI B107.10M



### Features

- Enclosed head is sealed to prevent dust, dirt, and liquids from entering head, preserving internal lubrication.
- Forged one-piece ratchet provide strength and safety for industrial applications.
- Smooth comfort-grip handle permits all-day use without gloves.
- 36 tooth gear with 10 degree of engagement allows engagement in tight working areas.
- Nickel/Chrome plating provides increase protection from rust and corrosion.
- Chrome finish models feature mirror-like exterior that can be easily cleaned after each use.
- Single Pawl ratchet design:
  - 1) Designed for tighter tolerances between pawl and gear which reduces metal fatigue and slippage under load.
  - 2) Does not require as many working parts, reducing possible breakage and parts to repair.
- Easy access reverse lever allows user to change working direction quickly and easily with only one hand.



## TOOLS@HEIGHT 3/8" DRIVE EXTENSIONS AND ACCESSORIES

### High-Polished Chrome Finish

Product Code	Description	Length (Inches)	Weight (lbs)
B-108-TH	Extension	3	.19
B-110-TH	Extension	6	.34
B-115-TH	Extension	11	.61
B-118-TH	Extension	18	.93
B-140A-TH	Universal Joint	2	.15
B-70-TH	Ratchet Spinner Disk	1 1/4	.14

Fed. Spec: ANSI B107.10M



### Features

- Chrome plating provides increased protection from rust and corrosion.
- Flexible extension is designed for low torque applications in limited access areas.
- Ball and spring socket retention.
- Spinner disk is ideal for fast turn down of fasteners.



## TOOLS@HEIGHT 3/8" DRIVE HANDLE

### Knurled Handle, High-Polished Chrome Finish

Product Code	Description	Length (Inches)	Weight (lbs)
B-40A-TH	Flex Handle	8 9/16	.67

Fed. Spec: ANSI B107.10M

### Features

- Chrome plating provides increased protection from rust and corrosion.
- Drive handles provide extra leverage with greater strength than ratchets.



Competitor's socket Williams' socket

Williams T@H sockets, extensions, and adaptors feature a locking hole on all four sides, not just one. Williams T@H ratchets and drive tools feature a locking pin which mates with the side lock hole for positive retention. This reduces the risk of misaligning the socket that typical competitor's sockets with just one side hole create.

Release pin with WTHPRT - Pin Release Tool for Williams' Square Drive Tools

Do not use quick release tools with locking collars or push button release. These tools can be disengaged inadvertently.



WTHPRT





### TOOLS@HEIGHT 3/8" DRIVE SHALLOW SOCKETS, 12 POINT, SAE

High-Polished Chrome Finish

Product Code	Size (Inches)	A B C D E F								
		OAL (Inches)	Drive End Diameter (Inches)	Working End Diameter (Inches)	Broach Depth (Inches)	Bolt Clearance Depth (Inches)	Bolt Clearance Diameter (Inches)	Nose Length (Inches)	Weight (lbs.)	
31208-TH	1/4	1	11/16	7/16	11/32	9/16	7/32	17/32	0.04	
31210-TH	5/16	1	11/16	15/32	3/8	17/32	1/4	17/32	0.05	
31212-TH	3/8	1	11/16	9/16	3/8	1/2	9/32	17/32	0.05	
31214-TH	7/16	1	11/16	5/8	11/32	17/32	13/32	17/32	0.05	
31216-TH	1/2	1	3/4	3/4	13/32	19/32	7/16	-	0.07	
31218-TH	9/16	1 1/16	25/32	25/32	17/32	5/8	17/32	-	0.08	
31220-TH	5/8	1 1/16	7/8	7/8	19/32	11/16	19/32	-	0.09	
31222-TH	11/16	1 1/16	15/16	15/16	1/2	11/16	21/32	-	0.11	
31224-TH	3/4	1 1/8	1	1	9/16	23/32	23/32	-	0.15	
31226-TH	13/16	1 1/8	1 1/8	1 1/8	9/16	23/32	25/32	-	0.17	
31228-TH	7/8	1 7/32	1 3/16	1 3/16	21/32	13/16	27/32	-	0.21	
31230-TH	15/16	1 7/32	1 1/4	1 1/4	21/32	13/16	27/32	-	0.23	
31232-TH	1	1 7/32	1 3/16	1 3/16	11/16	13/16	31/32	-	0.26	

Fed. Spec: ANSI B107.1

#### Features

- SUPERTORQUE® lobular openings for greater turning power without deforming the fastener.
- Designed for maximum engagement on 12 point fasteners.



31216-TH

31208-TH



### TOOLS@HEIGHT 3/8" DRIVE DEEP SOCKETS, 12 POINT, SAE

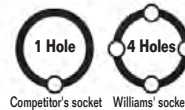
High-Polished Chrome Finish

Product Code	Size (Inches)	A B C D E F								
		OAL (Inches)	Drive End Diameter (Inches)	Working End Diameter (Inches)	Broach Depth (Inches)	Bolt Clearance Depth (Inches)	Bolt Clearance Diameter (Inches)	Nose Length (Inches)	Weight (lbs.)	
31408-TH	1/4	2 1/2	11/16	7/16	11/32	1 11/16	7/32	1 1/16	0.11	
31410-TH	5/16	2 1/2	11/16	15/32	3/8	1 11/16	5/16	1 1/16	0.11	
31412-TH	3/8	2 1/2	11/16	9/16	3/8	1 11/16	3/8	1 1/16	0.12	
31414-TH	7/16	2 1/2	11/16	5/8	11/32	1 11/16	7/16	1 1/16	0.12	
31416-TH	1/2	2 1/2	3/4	3/4	13/32	1 11/32	15/32	-	0.15	
31418-TH	9/16	2 1/2	25/32	25/32	17/32	1 9/16	17/32	-	0.18	
31420-TH	5/8	2 1/2	7/8	7/8	19/32	1 9/16	19/32	-	0.21	
31422-TH	11/16	2 1/2	15/16	15/16	1/2	1 11/16	21/32	-	0.25	
31424-TH	3/4	2 1/2	1	1	3/16	1 11/16	23/32	-	0.27	
31426-TH	13/16	2 1/2	1 1/8	1 1/8	9/16	2 1/32	25/32	-	0.34	
31428-TH	7/8	2 1/2	1 3/16	1 3/16	21/32	2 1/32	27/32	-	0.38	
31430-TH	15/16	2 1/2	1 1/4	1 1/4	21/32	2 1/32	27/32	-	0.44	
31432-TH	1	2 1/2	1 5/16	1 5/16	11/16	2	31/32	-	0.49	

Fed. Spec: ANSI B107.1

#### Features

- SUPERTORQUE® lobular openings for greater turning power without deforming the fastener.
- Designed for quick engagement on both 6 and 12 point fasteners.



Competitor's socket Williams' socket



31416-TH

31408-TH

Williams T@H sockets, extensions, and adaptors feature a locking hole on all four sides, not just one. Williams T@H ratchets and drive tools feature a locking pin which mates with the side lock hole for positive retention. This reduces the risk of misaligning the socket that typical competitor's sockets with just one side hole create.

Release pin with WTHPRT - Pin Release Tool for Williams' Square Drive Tools

Do not use quick release tools with locking collars or push button release. These tools can be disengaged inadvertently.



WTHPRT



Be sure to use a lanyard that has more weight capacity than the tool you are attaching because drop forces are greater than actual tool weight.



## TOOLS@HEIGHT 3/8" DRIVE STANDARD LENGTH HEX BIT SOCKETS, SAE



35100-TH

### High-Polished Chrome Finish

Product Code	Size (Inches)	Socket Length (Inches)	Socket Outside Diameter (Inches)	Overall Length (Inches)	Bit Length (Inches)	Weight (lbs.)
35100-TH	1/8	1 3/16	3/4	1 27/32	2 1/32	0.09
35101-TH	9/64	1 3/16	3/4	1 27/32	2 1/32	0.09
35102-TH	5/32	1 3/16	3/4	1 27/32	2 1/32	0.10
35103-TH	3/16	1 3/16	3/4	1 27/32	2 1/32	0.09
35104-TH	7/32	1 3/16	3/4	1 27/32	2 1/32	0.10
35105-TH	1/4	1 3/16	3/4	1 27/32	2 1/32	0.09
35106-TH	5/16	1 3/16	3/4	1 31/32	1 13/16	0.11
35107-TH	3/8	1 3/16	3/4	1 31/32	1 13/16	0.12

### Features

- High-polished chrome finish socket cleans easily.



## TOOLS@HEIGHT 3/8" DRIVE UNIVERSAL SOCKETS, 6 POINT, SAE

### High-Polished Chrome Finish



31154-TH

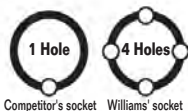
31142-TH

Product Code	Size (Inches)	OAL (Inches)	Drive End Diameter (Inches)	Open End Diameter (Inches)	Broach Depth (Inches)	Clearance Depth (Inches)	Clearance Diameter (Inches)	Nose Length (Inches)	Weight (lbs.)
31142-TH	3/8	1 53/64	3/4	9/16	3/8	35/64	2 1/64	5/16	0.11
31144-TH	7/16	1 53/64	3/4	5/8	3/8	35/64	2 1/64	5/16	0.11
31146-TH	1/2	1 57/64	3/4	45/64	13/32	37/64	2 1/64	13/32	0.12
31148-TH	9/16	1 57/64	3/4	25/32	7/16	43/64	2 1/64	33/64	0.13
31150-TH	5/8	2	3/4	55/64	7/16	45/64	2 1/64	33/64	0.14
31152-TH	1 1/16	2 3/64	3/4	15/16	31/64	3/4	2 1/64	17/32	0.15
31154-TH	3/4	2 3/64	3/4	1 1/64	1/2	51/64	2 1/64	17/32	0.16

Fed. Spec: ANSI B107.1

### Features

- Ideal for work in confined areas where fastener is inaccessible to standard sockets



Competitor's socket Williams' socket



Williams T@H sockets, extensions, and adaptors feature a locking hole on all four sides, not just one. Williams T@H ratchets and drive tools feature a locking pin which mates with the side lock hole for positive retention. This reduces the risk of misaligning the socket that typical competitor's sockets with just one side hole create.

Release pin with WTHPRT - Pin Release Tool for William's Square Drive Tools

Do not use quick release tools with locking collars or push button release. These tools can be disengaged inadvertently.



WTHPRT

TOOLS@HEIGHT

SOCKETS



## TOOLS@HEIGHT 1/2" DRIVE SCAFFOLDING RATCHET

Product Code	Description	Product Code	Description
BS-62A	Scaffolding Ratchet with reversed pry bar	BS-63BRK	Repair Kit
BS-62	Scaffolding Ratchet with out pry bar	BS-63BTIP	Hammer Tip
BS-63B	Scaffolding Ratchet with pry bar	BS-63BBAR	Pry Bar

### Features

- 1/2" Drive with pinned 7/8" 6-point socket, 2-1/4" length
- 36 tooth gear with 10 degree of engagement allows engagement in tight working areas
- Bronze hammer head reduces rebound
- Pry bar handle provide alignment option
- Socket feature SUPERTORQUE lobular opening for greater turning power without deforming the fastener
- Easy access reversing lever allows user to change working direction quickly and easily with only one hand
- Tethering device attached to handle



BS-62



BS-63B



## TOOLS@HEIGHT 1/2" DRIVE ENCLOSED HEAD RATCHETS

Williams® Sealed Narrow Head Design, Chrome and Black Industrial Finish

Product Code	Description	Length (Inches)	Number of Teeth	Weight (lbs)
S-52EHA-TH	Chrome Finish Enclosed Head Ratchet	10 1/4	36	1.61
S-52EHLA-TH	Chrome Finish Enclosed Head Ratchet, Long	15	36	1.94
SB-52EHA-TH	Black Industrial Finish Enclosed Head Ratchet	10 1/4	36	1.61

Fed. Spec: ANSI B107.10M



### Features

- Enclosed head is sealed to prevent dust, dirt, and liquids from entering head, preserving internal lubrication.
- Forged one-piece ratchet provide strength and safety for industrial applications.
- Smooth comfort-grip handle permits all-day use without gloves.
- 36 tooth gear with 10 degree of engagement allows engagement in tight working areas.
- Nickel/Chrome plating provides increase protection from rust and corrosion.
- Chrome finish models feature mirror-like exterior that can be easily cleaned after each use.



SB-52EHA-TH



S-52EHA-TH



## TOOLS@HEIGHT 1/2" DRIVE HANDLES

Knurled Handle, Chrome and Black Industrial Finish

Product Code	Description	Length (Inches)	Weight (lbs)
S-40AA-TH	Chrome Flex Handle	10 13/16	1.34
S-41AA-TH	Chrome Flex Handle	15 1/2	2.07
BS-41AA-TH	Black Industrial Finish Flex Handle	15 1/2	2.06

Fed. Spec: ANSI B107.10M



### Features

- Chrome plating provides increased protection from rust and corrosion.
- Drive handles provide extra leverage with greater strength than ratchets.
- Speeder handle is ideal for fast turn down of fasteners.



BS-41AA-TH



S-40AA-TH



Competitor's socket Williams' socket



Williams T@H sockets, extensions, and adaptors feature a locking hole on all four sides, not just one. Williams T@H ratchets and drive tools feature a locking pin which mates with the side lock hole for positive retention. This reduces the risk of misaligning the socket that typical competitor's sockets with just one side hole create.

Release pin with WTHPRT – Pin Release Tool for William's Square Drive Tools

Do not use quick release tools with locking collars or push button release. These tools can be disengaged inadvertently.



WTHPRT



Be sure to use a lanyard that has more weight capacity than the tool you are attaching because drop forces are greater than actual tool weight.





## TOOLS@HEIGHT 1/2" DRIVE EXTENSIONS AND ACCESSORIES

### High-Polished Chrome Finish

Product Code	Description	Length (Inches)	Weight (lbs.)
S-102P-TH	Extension	2	.38
S-110P-TH	Extension	5	.50
S-115P-TH	Extension	10	.93
S-121P-TH	Extension	20	1.76
S-140A-TH	Universal Joint	2 11/16	.29

Fed. Spec: ANSI B107.10M

### Features

- Chrome plating provides increased protection from rust and corrosion.



S-140A-TH



S-121P-TH



## TOOLS@HEIGHT 1/2" DRIVE SHALLOW 12 POINT SOCKETS, SAE

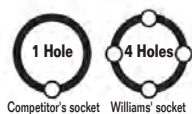
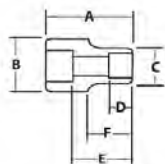
### High-Polished Chrome Finish

Product Code	Size (Inches)	OAL (Inches)	A		B		C		D		E		F		Weight (lbs.)
			Drive End Diameter (Inches)	Working End Diameter (Inches)	Broach Depth (Inches)	Bolt Clearance Depth (Inches)	Bolt Clearance Diameter (Inches)	Nose Length (Inches)							
32212-TH	3/8	1 1/2	7/8	5/8	1/2	25/32	5/16	23/32	0.11						
32214-TH	7/16	1 1/2	7/8	11/16	1/2	27/32	13/32	11/16	0.12						
32216-TH	1/2	1 1/2	7/8	3/4	17/32	27/32	15/32	23/32	0.12						
32218-TH	9/16	1 1/2	7/8	13/16	17/32	27/32	17/32	11/16	0.12						
32220-TH	5/8	1 1/2	29/32	29/32	17/32	27/32	9/16	-	0.14						
32222-TH	11/16	1 1/2	31/32	31/32	9/16	27/32	21/32	-	0.16						
32224-TH	3/4	1 1/2	1	1	3/4	29/32	23/32	-	0.19						
32226-TH	13/16	1 1/2	1 1/8	1 1/8	25/32	31/32	25/32	-	0.21						
32228-TH	7/8	1 5/8	1 3/16	1 3/16	7/8	1 1/32	7/8	-	0.25						
32230-TH	15/16	1 5/8	1 1/4	1 1/4	7/8	1 5/32	29/32	-	0.29						
32232-TH	1	1 5/8	1 5/16	1 5/16	7/8	1 3/16	31/32	-	0.32						
32234-TH	1 1/16	1 3/4	1 7/16	1 7/16	31/32	1 9/32	1 1/16	-	0.40						
32236-TH	1 1/8	1 3/4	1 1/2	1 1/2	31/32	1 5/16	1 5/32	-	0.44						
32238-TH	1 3/16	1 3/4	1 9/16	1 9/16	31/32	1 5/16	1 1/4	-	0.50						
32240-TH	1 1/4	1 3/4	1 11/16	1 21/32	31/32	1 5/16	1 1/4	-	0.55						
32242-TH	1 5/16	1 47/64	1 1/2	1 47/64	59/64	59/64	1 3/16	-	0.56						
32244-TH	1 3/8	1 47/64	1 37/64	1 59/64	59/64	59/64	1 17/64	-	0.64						
32246-TH	1 7/16	1 31/32	1 21/32	1 57/64	1 1/16	1 1/16	1 11/32	-	0.66						
32248-TH	1 1/2	1 31/32	1 11/16	1 31/32	1 1/8	1 1/2	1 1/8	-	0.72						

Fed. Spec: ANSI B107.1

### Features

- SUPERTORQUE® lobular openings for greater turning power without deforming the fastener.
- Designed for quick engagement on both 6 and 12 point fasteners.



Competitor's socket Williams' socket

Williams T@H sockets, extensions, and adaptors feature a locking hole on all four sides, not just one. Williams T@H ratchets and drive tools feature a locking pin which mates with the side lock hole for positive retention. This reduces the risk of misaligning the socket that typical competitor's sockets with just one side hole create.

Release pin with WTHPRT - Pin Release Tool for William's Square Drive Tools

Do not use quick release tools with locking collars or push button release. These tools can be disengaged inadvertently.



WTHPRT

TOOLS@HEIGHT

SOCKETS



## TOOLS@HEIGHT 1/2" DRIVE DEEP SOCKETS, 12 POINT, SAE

High-Polished Chrome Finish

Product Code	Size (Inches)	A (Inches)	B (Inches)	C (Inches)	D (Inches)	E (Inches)	F (Inches)	Weight (lbs.)
32412-TH	3/8	3	7/8	5/8	1	2 7/32	1 15/32	0.23
32414-TH	7/16	3 1/32	7/8	11/16	1 1/8	2 9/32	1 15/32	0.24
32416-TH	1/2	3 1/32	7/8	3/4	31/32	2 7/32	1 15/32	0.24
32418-TH	9/16	3 1/32	7/8	13/16	1 3/32	2 7/32	1 15/32	0.26
32420-TH	5/8	3 1/32	29/32	29/32	1 3/16	2 3/16	-	0.27
32422-TH	11/16	3 1/32	15/16	15/16	1 3/8	2 3/16	21/32	0.27
32424-TH	3/4	3 1/32	1 1/16	1 1/16	1 1/4	2 11/32	23/32	0.27
32426-TH	13/16	3 1/32	1 1/8	1 1/8	1 15/32	2 3/16	3/4	0.41
32428-TH	7/8	3 1/32	1 3/16	1 3/16	1 13/32	2 1/4	27/32	0.45
32430-TH	15/16	3 1/32	1 1/4	1 1/4	1 13/32	2 5/32	29/32	0.50
32432-TH	1	3 1/32	1 11/32	1 11/32	1 13/32	2 5/32	15/16	0.58
32434-TH	1 1/16	3 1/32	1 13/32	1 13/32	1 3/8	2 11/32	1 1/2	0.64
32436-TH	1 1/8	3 1/32	1 1/2	1 1/2	1 7/16	2 3/8	1 1/16	0.75
32438-TH	1 3/16	3 1/32	1 9/16	1 9/16	1 7/16	2 3/16	1 1/16	0.81
32440-TH	1 1/4	3 1/32	1 21/32	1 21/32	1 7/16	2 3/16	1 1/16	0.88
32442-TH	1 5/16	3 1/32	1 47/64	1 47/64	1 3/8	2 11/64	1 3/16	0.98
32444-TH	1 3/8	3 1/32	1 53/64	1 53/64	1 3/8	2 11/64	1 17/64	1.12
32446-TH	1 7/16	3 1/32	1 57/64	1 57/64	1 3/8	2 11/64	1 11/32	1.19
32448-TH	1 1/2	3 1/32	1 15/16	1 31/32	1 7/16	2 3/16	1 1/16	1.38

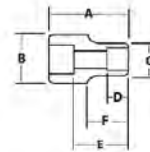
Fed. Spec: ANSI B107.1

### Features

- SUPERTORQUE® lobular openings for greater turning power without deforming the fastener.
- Designed for quick engagement on both 6 and 12 point fasteners.



32420-TH 32412-TH



## TOOLS@HEIGHT 1/2" DRIVE SHALLOW SOCKETS, 8 POINT, SAE

High-Polished Chrome Finish

Product Code	Size (Inches)	A (Inches)	B (Inches)	C (Inches)	D (Inches)	E (Inches)	F (Inches)	Weight (lbs.)
ST-812	3/8	1 1/2	7/8	23/32	5/16	27/32	5/16	0.14
ST-814	7/16	1 1/2	7/8	13/16	3/8	27/32	7/16	0.13
ST-816	1/2	1 1/2	29/32	29/32	13/32	27/32	1/2	0.16
ST-818	9/16	1 1/2	31/32	31/32	7/16	27/32	7/16	0.18
ST-820	5/8	1 1/2	1 1/16	1 1/16	1/2	27/32	7/16	0.24
ST-822	11/16	1 1/2	1 3/16	1 3/16	1/2	27/32	1/2	0.37
ST-824	3/4	1 1/2	1 9/32	1 9/32	9/16	13/16	23/32	0.37
ST-826	13/16	1 5/8	1 7/16	17/16	9/16	31/32	27/32	0.49
ST-828	7/8	1 3/4	1 1/2	1 1/2	5/8	1 1/16	15/16	0.53
ST-830	15/16	1 13/16	1 5/8	1 5/8	11/16	1 1/8	1 1/32	0.63
ST-832	1	1 15/16	1 11/16	1 11/16	1 1/16	1 1/4	1 1/32	0.78

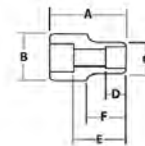
Fed. Spec: ANSI B107.1

### Features

- SUPERTORQUE® lobular openings for greater turning power without deforming the fastener.
- 8 point sockets are designed for quick engagement on 4 point fasteners.

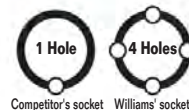


ST-812



TOOLS@HEIGHT

SOCKETS



Competitor's socket Williams' socket



Williams T@H sockets, extensions, and adaptors feature a locking hole on all four sides, not just one. Williams T@H ratchets and drive tools feature a locking pin which mates with the side lock hole for positive retention. This reduces the risk of misaligning the socket that typical competitor's sockets with just one side hole create.

Release pin with WTHPRT - Pin Release Tool for William's Square Drive Tools

Do not use quick release tools with locking collars or push button release. These tools can be disengaged inadvertently.



WTHPRT



Be sure to use a lanyard that has more weight capacity than the tool you are attaching because drop forces are greater than actual tool weight.

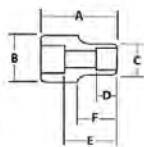


## TOOLS@HEIGHT 1/2" DRIVE DEEP SOCKETS, 12 POINT, METRIC

High-Polished Chrome Finish



32820-TH



Product Code	Size (MM)	A OAL (Inches)	B Drive End Diameter (Inches)	C Working End Diameter (Inches)	D Broach Depth (Inches)	E Bolt Clearance Depth (Inches)	F Bolt Clearance Diameter (Inches)	Nose Length (Inches)	Weight (lbs)
32809-TH	9	3 1/4	29/32	19/32	5/16	2 15/32	11/32	2 19/32	0.22
32810-TH	10	3 1/4	29/32	19/32	5/16	2 15/32	11/32	2 19/32	0.22
32811-TH	11	3 1/4	29/32	11/16	5/16	2 15/32	13/32	2 19/32	0.22
32812-TH	12	3 1/4	29/32	23/32	7/8	2 15/32	7/16	2 19/32	0.23
32813-TH	13	3 1/4	29/32	25/32	3/8	2 15/32	15/32	2 19/32	0.24
32814-TH	14	3 3/4	29/32	27/32	3/8	2 15/32	15/32	2 19/32	0.24
32815-TH	15	3 3/4	29/32	7/8	3/8	2 11/32	15/32	-	0.24
32816-TH	16	3 3/4	29/32	29/32	9/16	2 11/32	15/32	-	0.27
32817-TH	17	3 3/4	31/32	31/32	9/16	2 11/32	15/32	-	0.31
32818-TH	18	3 3/4	1	1	13/16	2 11/32	15/32	-	0.34
32819-TH	19	3 3/4	1 1/32	1 1/32	13/16	2 5/16	23/32	-	0.37
32820-TH	20	3 3/4	1 1/16	1 1/16	13/16	2 5/16	23/32	-	0.40
32821-TH	21	3 3/4	1 1/8	1 1/8	13/16	2 5/16	3/4	-	0.41
32822-TH	22	3 3/4	1 3/16	1 3/16	13/16	2 5/16	23/32	-	0.46
32823-TH	23	3 3/4	1 1/4	1 1/4	25/32	2 5/16	27/32	-	0.49
32824-TH	24	3 3/4	1 9/32	1 9/32	13/16	2 5/16	7/8	-	0.52
32825-TH	25	3 3/4	1 5/16	1 5/16	13/16	2 1/4	15/16	-	0.55
32826-TH	26	3 3/4	1 3/8	1 3/8	29/32	2 1/4	31/32	-	0.57
32827-TH	27	3 3/4	1 7/16	1 7/16	31/32	2 1/4	1	-	0.66
32828-TH	28	3 3/4	1 1/2	1 1/2	1	2 1/4	1 1/32	-	0.73
32829-TH	29	3 3/4	1 9/16	1 9/16	1 1/32	2 1/4	1 1/16	-	0.78
32830-TH	30	3 3/4	1 5/8	1 5/8	1 1/32	2 1/4	1 1/32	-	0.83
32832-TH	32	3 3/4	1 11/16	1 11/16	1 1/8	2 1/4	1 3/16	-	0.93
32834-TH	34	3 3/4	1 3/4	1 3/4	7/8	2 1/4	1	-	0.93
32836-TH	36	3 3/4	1 15/16	1 15/16	7/8	2 1/4	1 13/32	-	1.16

Fed. Spec: ANSI B107.5

## 32949-TH - 24 Piece 1/2" Drive Deep 12 Point Socket Set on Clip Rail 12.02 lbs.

### Features

- SUPERTORQUE® lobular openings for greater turning power without deforming the fastener.
- Designed for quick engagement on both 6 and 12 point fasteners.



35274-TH



35212-TH



## TOOLS@HEIGHT 1/2" DRIVE STANDARD LENGTH HEX BIT SOCKETS, SAE

High-Polished Chrome Finish

Product Code	Size (Inches)	Socket Length (Inches)	Socket Outside Diameter (Inches)	Overall Length (Inches)	Bit Length (Inches)	Weight (lbs)
35208-TH	1/4	1 1/16	29/32	2 13/32	27/32	0.17
35210-TH	5/16	1 1/16	29/32	2 13/32	27/32	0.17
35212-TH	3/8	1 1/16	29/32	2 13/32	27/32	0.19
35214-TH	7/16	1 1/16	29/32	2 13/32	27/32	0.22
35202-TH	1/2	1 19/32	7/8	2 13/32	27/32	0.26
35203-TH	9/16	1 19/32	1	2 13/32	27/32	0.33
35204-TH	5/8	1 19/32	1 1/16	2 13/32	27/32	0.39
35206-TH	3/4	1 19/32	1 3/16	2 13/32	27/32	0.51



## TOOLS@HEIGHT 1/2" DRIVE STANDARD LENGTH HEX BIT SOCKETS, METRIC

High-Polished Chrome Finish

Product Code	Size (MM)	Socket Length (Inches)	Socket Outside Diameter (Inches)	Overall Length (Inches)	Bit Length (Inches)	Weight (lbs)
35274-TH	8	1 19/32	29/32	2 13/32	27/32	0.17
35275-TH	10	1 19/32	29/32	2 7/16	27/32	0.19
35276-TH	12	1 19/32	29/32	2 7/16	27/32	0.22
35277-TH	14	1 19/32	1	2 7/16	27/32	0.32
35278-TH	17	1 19/32	1 3/32	2 7/16	27/32	0.43
35279-TH	19	1 19/32	1 3/16	2 7/16	27/32	0.51

### Features

- High-polished chrome finish socket cleans easily.



Williams T@H sockets, extensions, and adaptors feature a locking hole on all four sides, not just one. Williams T@H ratchets and drive tools feature a locking pin which mates with the side lock hole for positive retention. This reduces the risk of misaligning the socket that typical competitor's sockets with just one side hole create.

Release pin with WTHPRT - Pin Release Tool for William's Square Drive Tools

Do not use quick release tools with locking collars or push button release. These tools can be disengaged inadvertently.



WTHPRT





## TOOLS@HEIGHT 3/4" DRIVE INTEGRATED HANDLE RATCHETS

### Chrome and Black Industrial Finish

Product Code	Description	Length (Inches)	Number of Teeth	Weight (lbs)
H-51B-TH	Chrome Finish Ratchet	20 1/2	24	6.04
HB-51B-TH	Black Industrial Finish Ratchet	20 1/2	24	6.04

Fed. Spec: ANSI B107.10M

### Features

- Forged one-piece ratchet provide strength and safety for industrial applications.
- Smooth comfort-grip handle permits all-day use without gloves.



## TOOLS@HEIGHT 3/4" DRIVE EXTENSIONS

### Chrome and Black Industrial Finish

Product Code	Description	Length (Inches)	Weight (lbs)
H-104B-TH	Black Industrial Finish Drive Extension	3	0.73
H-110B-TH	Black Industrial Finish Drive Extension	8	1.70
H-110-TH	Chrome Finish Drive Extension	8	1.72
H-115-TH	Chrome Finish Drive Extension	16	3.25

Fed. Spec: ANSI B107.10M

### Features

- Chrome plating provides increased protection from rust and corrosion.
- Ball and spring socket retention.



TOOLS@HEIGHT



## TOOLS@HEIGHT 3/4" DRIVE HANDLE

### Chrome and Black Industrial Finish

Product Code	Description	Length (Inches)	Finish
H-41AA-TH	Flex Handle Breaker Bar, Knurled Grip	22 1/2	Chrome

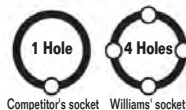
Fed. Spec: ANSI B107.10M

### Features

- Chrome plating provides increased protection from rust and corrosion.
- Drive handles provide extra leverage with greater strength than ratchets.
- Square drive slides on T-Handles for versatility.
- Flex handle flex drive swivels 110° in either direction.



RATCHETS/EXTENSIONS/HANDLES



Competitor's socket Williams' socket

Williams T@H sockets, extensions, and adaptors feature a locking hole on all four sides, not just one. Williams T@H ratchets and drive tools feature a locking pin which mates with the side lock hole for positive retention. This reduces the risk of misaligning the socket that typical competitor's sockets with just one side hole create.

Release pin with WTHPRT - Pin Release Tool for William's Square Drive Tools

Do not use quick release tools with locking collars or push button release. These tools can be disengaged inadvertently.



WTHPRT



Be sure to use a lanyard that has more weight capacity than the tool you are attaching because drop forces are greater than actual tool weight.



## TOOLS@HEIGHT 3/4" DRIVE SHALLOW 12 POINT SOCKETS, SAE

### High-Polished Chrome Finish



Product Code	Size (Inches)	A OAL (Inches)	B Drive End Diameter (Inches)	C Working End Diameter (Inches)	F Nose Length (Inches)	Weight (lbs)
33228-TH	3/8	1 15/16	1 7/16	1 1/4	35/64	0.46
33230-TH	15/16	2	1 7/16	1 3/8	5/8	0.49
33232-TH	1	2 1/16	1 7/16	1 7/16	5/8	0.49
33234-TH	1 1/16	2 1/16	1 7/16	1 1/2	7/8	0.49
33236-TH	1 1/8	2 1/16	1 1/2	1 9/16	7/8	0.54
33238-TH	1 3/16	2 1/8	1 1/2	1 11/16	15/16	0.60
33240-TH	1 1/4	2 3/16	1 1/2	1 3/4	15/16	0.64
33242-TH	1 5/16	2 3/16	1 1/2	1 13/16	1	0.69
33244-TH	1 3/8	2 1/4	1 5/8	1 7/8	1	0.83
33246-TH	1 7/16	2 1/4	1 5/8	1 31/32	1 7/64	0.90
33248-TH	1 1/2	2 3/8	1 3/4	2 1/16	1 7/64	1.01
33252-TH	1 5/8	2 1/2	1 3/4	2 3/16	1 3/16	1.17
33256-TH	1 3/4	2 3/16	1 13/16	2 3/16	1 1/4	1.37
33258-TH	1 13/16	2 11/16	1 13/16	2 3/8	1 1/4	1.37
33260-TH	1 7/8	2 3/4	1 7/8	2 1/2	1 11/32	1.57
33264-TH	2	2 13/16	1 7/8	2 11/16	1 13/32	1.64

Fed. Spec: ANSI B107.1



## TOOLS@HEIGHT 1" DRIVE HANDLE

### Chrome and Black Industrial Finish

Product Code	Description	Length (Inches)	Finish	Weight (lbs)
X-41C-TH	Flex Handle Breaker Bar, Knurled Grip	34 3/16	Chrome	10.93

Fed. Spec: ANSI B107.10M

### Features

- Chrome plating provides increased protection from rust and corrosion.
- Drive handles provide extra leverage with greater strength than ratchets.
- Square drive slides on T-Handles for versatility.
- Flex handle flex drive swivels 110° in either direction.
- Spring and plunger socket retention.



TOOLS@HEIGHT



X-41C-TH



## TOOLS@HEIGHT 1" DRIVE RATCHET

### Integrated Handle, Chrome Finish

Product Code	Description	Length (Inches)	Number of Teeth	Weight (lbs)
X-51B-TH	Chrome Ratchet	20 1/8	24	6.25


Fed. Spec: ANSI B107.10M

### Features

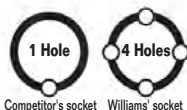
- Forged one-piece ratchet provide strength and safety for industrial applications.
- Smooth comfort-grip handle permits all-day use without gloves.
- 24 tooth gear with 15 degree of engagement allows engagement in tight working areas.
- Chrome finish with mirror-like exterior can be easily cleaned after each use.



HANDLES/RATCHETS



X-51B-TH



Competitor's socket Williams' socket

Williams T@H sockets, extensions, and adaptors feature a locking hole on all four sides, not just one. Williams T@H ratchets and drive tools feature a locking pin which mates with the side lock hole for positive retention. This reduces the risk of misaligning the socket that typical competitor's sockets with just one side hole create.



Release pin with WTHPRT - Pin Release Tool for William's Square Drive Tools

Do not use quick release tools with locking collars or push button release. These tools can be disengaged inadvertently.



WTHPRT



## TOOLS@HEIGHT 1000V ERGO® SCREWDRIVERS

### Three Component Handle with Black Oxide Tips

Product Code	Overall Length (Inches)	Blade Length (Inches)	Tip Width (Inches)	Weight (lbs)
<b>SLOTTED</b>				
BE-8220S-TH	9	4	1/8	.089
BE-8040S-TH	8 3/4	4	5/32	.136
BE-8050S-TH	8 3/4	4	7/32	.089
<b>PHILLIPS</b>				
BE-8610S-TH	8	3 5/32	1	.141
BE-8620S-TH	8 3/4	4	2	.241

### Features

- The three component ergonomically designed handle provides comfort and maximum grip even with oily hands.
- For use with optional WTHUNIRET1 retractable lanyard



BE-8220S-TH



BE-8050S-TH



BE-8620S-TH



## TOOLS@HEIGHT 5 PIECE PREMIUM MIXED SCREWDRIVER SET

### Premium Comfort Grip Handles and Blades

Product Code	Description
100P-5MD-TH	5 Piece Premium Screwdriver Set Phillips/Slotted

### Contents Include:

Product Code	Overall length (Inches)	Blade Length (Inches)	Tip Width/Point Size
SDR-22-TH	6 1/8	3	3/16
SDR-24-TH	7 7/8	4	1/4
SDR-26-TH	10 11/16	6	5/16
SDP-1-3-TH	6 1/4	3	#1 Phillips
SDP-2-4-TH	7 15/16	4	#2 Phillips



100P-5MD-TH



## TOOLS@HEIGHT SLOTTED SCREWDRIVERS

### Premium Comfort Grip Handles and Blades

Product Code	Overall Length (Inches)	Blade Length (Inches)	Tip Width (Inches)	Weight (lbs)
SDS-62-TH	3 7/8	1 1/2	3/16	0.09
SDR-22-TH	6 1/8	3	3/16	0.17
SDR-24-TH	7 7/8	4	1/4	0.26
SDR-26-TH	10 11/16	6	5/16	0.38
SDR-28-TH	12 11/16	8	3/8	0.59
SDR-30-TH	14 3/4	10	7/16	0.66



SDS-62-TH

SDR-24-TH

### Features

- Comfort-grip handle with thumb stop allow for added turning power without discomfort or slippage.
- Hi-polish chrome blades prevent corrosion and can be easily cleaned.
- Vapor-blasted tips grip fasteners and prevent chipping, extending tool life.
- Blades are made from special alloy steel for extra strength.

### Rotating screwdriver tabs – tab is located for secure retention and allow full use of the screwdriver handle

- Stainless steel tab is corrosion resistant
- Tab rotates freely 360° so the lanyard does not wrap around the users hand
- Nylon bushing has a shoulder so the tab will not bind between the handle and shank bolster



Be sure to use a lanyard that has more weight capacity than the tool you are attaching because drop forces are greater than actual tool weight.





## TOOLS@HEIGHT PHILLIPS® SCREWDRIVERS W/ROUND BLADES

### Premium Comfort Grip Handles and Blades

Product Code	Overall Length (Inches)	Blade Length (Inches)	Point Size	Weight (lbs)
SDP-2-4-TH	3 <sup>7</sup> / <sub>8</sub>	1 <sup>1</sup> / <sub>2</sub>	2	0.10
SDP-1-3-TH	6 <sup>1</sup> / <sub>4</sub>	3	1	0.15
SDP-2-4-TH	7 <sup>15</sup> / <sub>16</sub>	4	2	0.25
SDP-2-8-TH*	12	8	2	0.30
SDP-3-6-TH	10 <sup>1</sup> / <sub>2</sub>	6	3	0.39
SDP-4-6-TH	10 <sup>3</sup> / <sub>4</sub>	6	4	0.53

\* Does not have Bolster



### Features

- Comfort-grip handle with thumb stop allow for added turning power without discomfort or slippage.
- Hi-polish chrome blades prevent corrosion and can be easily cleaned.
- Vapor-blasted tips grip fasteners and prevent chipping, extending tool life.
- Blades are made from special alloy steel for extra strength.



SDP-2-4-TH



SDP-2-ST-TH



## TOOLS@HEIGHT NUTDRIVERS, SAE

### Cushion Grip Handle

Product Code	Overall Length (Inches)	Blade Length (Inches)	Size (Inches)	Weight (lbs)
24401-TH	7	3	<sup>3</sup> / <sub>16</sub>	0.21
24403-TH	7	3	<sup>1</sup> / <sub>4</sub>	0.22
24405-TH	7	3	<sup>5</sup> / <sub>16</sub>	0.23
24407-TH	7	3	<sup>11</sup> / <sub>32</sub>	0.24
24409-TH	7	3	<sup>3</sup> / <sub>8</sub>	0.25
24411-TH	7	3	<sup>7</sup> / <sub>16</sub>	0.26
24413-TH	7	3	<sup>1</sup> / <sub>2</sub>	0.28

### Features

- Hollow shaft accommodates long bolts or studs.
- Precision machined socket end.
- Cushion grip handle for comfort.
- Size imprinted on color coded ends for easy identification.



24401-TH

TOOLS@HEIGHT

SCREWDRIVERS/NUTDRIVERS



## TOOLS@HEIGHT ERGO® ADJUSTABLE JOINT PLIERS

### True Ergonomic Handles with Bi-Molded Grips

Product Code	Overall Length (Inches)	Maximum Jaw Opening (Inches)	Tip Width (Inches)	Weight (lbs)
8223-TH	8	1 1/2	9/32	0.62
8224-TH	10	1 3/4	5/16	0.75
8225-TH	12	2 5/32	3/8	1.25
8226-TH	16	3	7/16	2.07

### Features

- Comfortable ergonomic two-component handles which combines durability and a secure non-slip grip.
- Hardened jaws and teeth for exceptionally tough gripping surface.
- One-button setting provides fast and secure jaw width changes with a single touch of the thumb.
- Wide, deep opening jaws have flat and pipe grip jaw so one pair of pliers can be used for more jobs.



8224-TH



## TOOLS@HEIGHT PHILLIPS® UTILITY SUPERJOINT PLIERS

### Double-Dipped Plastic Handles

Features	Overall Length (Inches)	Maximum Opening (Inches)	Tip Width (Inches)	Weight (lbs)
PL-1519C-TH	5	1/2	3/16	0.22
PL-1520C-TH	10	1 1/2	5/16	0.92
PL-1523C-TH	12	2 5/8	1/2	1.50
PL-1524C-TH	16	4	1/2	2.78

### Features

- Multiple parallel jaw positions are locked in to proper groove for superior non-slip performance.
- Serrated jaws for maximum gripping power.
- Polished heads resist rust and corrosion, extending the tool life.



PL-1520C-TH



## TOOLS@HEIGHT COMBINATION SLIP-JOINT PLIERS

### Double-Dipped Plastic Handles

Product Code	Overall Length (Inches)	Jaw Length (Inches)	Tip Width (Inches)	Weight (lbs)
PL-8C-TH	8	1 13/32	3/8	0.73
PL-10C-TH	10	1 13/32	1/2	1.04

### Features

- Multiple parallel jaw positions are locked in to proper groove for superior non-slip performance.
- Serrated jaws for maximum gripping power.
- Polished heads resist rust and corrosion, extending the tool life.
- Shear type wire cutter extends tool use.



PL-10C-TH



## TOOLS@HEIGHT INDUSTRIAL GRADE LINESMAN'S PLIERS

### Double-Dipped Plastic Handles

Product Code	Description	Overall Length (Inches)	Jaw Length (Inches)	Weight (lbs)
PL-204C-TH	Electrician's	7	1/2	.62

### Features

- Designed for wiring, electrical equipment installation and maintenance for utility linemen.
- Polished faces look good and resist corrosion.
- Induction hardened cutting edges stay sharp longer.
- Diamond serrated jaws provide solid grip on wire.
- Double-dipped plastic handle grips are comfortable yet durable.



PL-204C-TH





PL-57C-TH



## TOOLS@HEIGHT HIGH LEVERAGE DIAGONAL CUTTING PLIERS

### Double-Dipped Plastic Handles

Product Code	Description	Overall Length (Inches)	Cutting Blade Length (Inches)	Weight (lbs)
PL-57C-TH	High Leverage Head	7 1/4	15/16	0.50

#### Features

- Handles are designed to cut wire with ease.
- Polished heads resist rust and corrosion, extending the tool life.
- Induction hardened cutting edges.



PL-46C-TH



## TOOLS@HEIGHT INDUSTRIAL GRADE DIAGONAL CUTTING PLIERS

### Double-Dipped Plastic Handles

Product Code	Overall Length (Inches)	Cutting Blade Length (Inches)	Weight (lbs)
PL-46C-TH	6	3/4	.37
PL-47C-TH	7	11/16	.50

#### Features

- Handles are designed to cut wire with ease.
- Polished heads resist rust and corrosion, extending the tool life.
- Induction hardened cutting edges.
- Regular flush cutters are used for cutting hard wire.



PL-76C-TH



## TOOLS@HEIGHT CHAIN NOSE PLIERS

### Double-Dipped Plastic Handles

Product Code	Description	Overall Length (Inches)	Jaw Length (Inches)	Weight (lbs)
PL-76C-TH	Long Nose w/cutter	6 1/2	1 5/16	.38

#### Features

- Polished heads resist rust and corrosion, extending the tool life.
- Diamond serrated jaws with industrial hardened cutting edges.



PL-149C-TH



## TOOLS@HEIGHT DUCK BILL PLIERS

### Double-Dipped Plastic Handles

Product Code	Description	Overall Length (Inches)	Jaw Length (Inches)	Weight (Inches)
PL-149C-TH	High Leverage	8	1 1/4	.44

#### Features

- Jaws are polished with rust-protective coating.
- Flat wide nose provides a better grip than the regular needle nose models.



TOOLS@HEIGHT

PLIERS



## TOOLS@HEIGHT THIN BENT CHAIN NOSE PLIERS

### Double-Dipped Plastic Handles

Product Code	Description	Overall Length (Inches)	Jaw Length (Inches)	Weight (lbs)
PL-126C-TH	73° Bent Thin Nose	6 1/4	1 1/4	0.33

#### Features

- Polished heads resist rust and corrosion, extending the tool life.
- Serrated jaws for extra gripping power.
- 73° bent nose model featured thin jaws angled to reach around obstacles and hard-to-reach spaces.



PL-126C-TH

## TOOLS@HEIGHT HEAVY DUTY FRONT END WIRE STRIPPERS

### Double-Dipped Plastic Handles

Product Code	Overall Length (Inches)	Capacity (AWG-solid wire)	Capacity (stranded wire)	Weight (lbs)
23506-TH	6 1/4	10-20	12-20	.24

#### Features

- Double-dipped handles with air cushion pockets provide comfortable grip, reducing hand fatigue.
- Spring-loaded handles speed work and reduce hand effort.
- Serrated gripping jaws in nose for use as pliers.
- 2-piece hardened steel pivot for long life service.
- Lock protects cutting edges in storage.



23506-TH

## TOOLS@HEIGHT MULTI-PURPOSE COMBINATION WIRE TOOLS

### Double-Dipped Plastic Handles with Curved Wire Cutter

Product Code	Description	Overall Length (Inches)	Nose Style	Weight (lbs)
23503-TH	Front-end Stripper	8 1/4	Serrated Pliers	0.45

#### Features

- Crimp and strip wire sizes 10-22 AWG.
- Double-dipped handles with air cushion pockets provide comfortable grip, reducing hand fatigue.
- 23503 cuts 6 bolt sizes: 4-40 / 5-40 / 6-32 / 8-32 / 10-32 / 10-24.
- 23524 cuts 5 bolt sizes: 4-40 / 6-32 / 8-32 / 10-32 / 10-24.



23503

## TOOLS@HEIGHT WIRE TWISTER / CUTTER

### Produces Right Hand (clockwise) Twists

Product Code	Overall Length (Inches)	Jaw Length (Inches)	Cutting Blade Length (Inches)	Weight (lbs)
WTC-11-TH	8.5	1 1/16	1/4	.53

#### Features

- Diamond-shaped, flat top jaw serrations hold wire firmly and resist nicking material being worked on.
- Diagonal nose configurations & "mini" frame allows access in tight quarters.
- Automatic return feature retracts automatically, speeding up operation use and reducing operator fatigue.
- Heat-treated cutting edge holds its edge for cutting tough (up to .041) stainless steel and safety wire.
- One hand operation allows for operator closing and locking with minimum of handle force.
- High carbon alloy steel forging are used for maximum durability and long life.



WTC-11-TH



2520-TH



## TOOLS@HEIGHT CABLE CUTTER FOR FERROUS MATERIALS

### With Rubber Grips

Product Code	Overall Length (Inches)	Cable Cutting Capacity (Inches)	Replacement Blade Kit	Weight (lbs)
2520-TH	22 1/2	1 3/16 Aluminum/Copper with 1/4 Messenger Wire	2520-SH	4.45

### Features

- Lightweight handles provide ease of control while offering solid durability.
- Rubber grips offer control and comfort during working application.
- Cutting notch below top cutting blades provided for cuts on ferrous material.
- Replacement blade kit includes blades, screws, and nuts.



23303-TH



## TOOLS@HEIGHT CABLE CUTTER FOR FERROUS MATERIALS

### Locking Pliers

Product Code	Overall Length (Inches)	Weight (lbs)
23302-TH	7	0.71
23303-TH	10	1.15

### Features

- Convenient one-hand release lever
- Heavy-duty jaw surfaces provide extra gripping power



23310-TH



## TOOLS@HEIGHT LOCKING PLIERS

### Long Nose with Wire Cutter Locking Pliers

Product Code	Overall Length (Inches)	Weight (lbs)
23310-TH	9	0.80

### Locking C-Clamps

Product Code	Overall Length (Inches)	Throat Depth	Capacity (Lbs.)	Weight (lbs)
23321-TH	11	2 1/4"	900	1.65

### Features

- Convenient one-hand release lever
- Heavy-duty jaw surfaces provide extra gripping power



23321-TH



## TOOLS@HEIGHT DROP FORGED C-CLAMPS

### Deep Throat Design, Copper Plated Screw

Product Code	Capacity (Inches)	Throat Depth (Inches)	Screw Diameter (Inches)	Min Test Load (lbs)	Weight (lbs)
CC-402C-TH	2	2 1/32	1/2	3500	1.50
CC-404C-TH	4	3 3/16	3/4	6500	3.15
CC-408C-TH	8	5 3/16	3/4	6900	7.5

### Features

- Copper plated screw resists weld splatter.
- Drop-forged and heat treated for maximum strength and greater rigidity.
- I-Beam design for extra strength.
- Highly resistant to "springing".



CC-404C-TH



## TOOLS@HEIGHT PIPE WRENCHES

### Aluminum, Heavy Duty

Product Code	Overall Capacity (Inches)	Maximum jaw Opening	Weight (lbs)
R31090-TH	10	1 1/2	1
R47057-TH	12	2	2.5
R31095-TH	14	2	2.5
R31100-TH	18	2 1/2	3.75
R31105-TH*	24	3	6.5
R31110-TH*	36	5	11.2
R31115-TH*	48	6	19.5

#### Features

- Professional strength in lightweight aluminum.
- Offers the durability and ease-of-use.

\*Tools@Height Tools Over 5 lbs. with Engineered Attachment Point. Three-foot-long web strap/carabiner system designed for use with "master ring" systems.



R31090-TH

We pin the tang of the removable pipe wrench jaw so it cannot become separated from the handle



## TOOLS@HEIGHT PIPE WRENCHES

### Cast Iron, Heavy Duty

Product Code	Overall Capacity (Inches)	Maximum jaw Opening	Weight (lbs)
R31000-TH	6	3/4	0.5
R31005-TH	8	1	0.75
R31010-TH	10	1 1/2	1.75
R31015-TH	12	2	2.75
R31020-TH	14	2	3.5
R31025-TH*	18	2 9/16	5.8
R31030-TH*	24	3	9.5
R31035-TH*	36	5	19.5
R31040-TH*	48	6	32
R31045-TH*	60	8	47

#### Features

- Sturdy, cast-iron housing and I-beam handle with full floating forged hook jaw, featuring self-cleaning threads with replaceable hook and heel jaws.
- Heavy-duty pipe wrenches comply with federal specifications GGG-W65IE, Type II, Class A.

\*Tools@Height Tools Over 5 lbs. with Engineered Attachment Point. Three-foot-long web strap/carabiner system designed for use with "master ring" systems.



R31010-TH

R31030-TH

Tools@Height Tools Over 5 lbs. with Engineered Attachment Point. Three-foot-long web strap/carabiner system designed for use with "master ring" systems.



## TOOLS@HEIGHT PIPE CHAIN WRENCH

### Heat Treated

Product Code	Pipe Diameter Minimum -		Handle Length (Inches)	Chain Length (Inches)	Weight (lbs)
	Maximum (Pipe Size)				
CW-4-TH	3/8	4	11	15	1.80

#### Features

- Forged handle is fully heat-treated.
- Ideal for use in close quarters and where space is at a premium.
- Successive "bites" can be taken without removal of wrench from the work piece.
- Fully adjustable to fit any shape pipe.



CW-4-TH







THFSNE3-22SM



## TOOLS@HEIGHT CLAW HAMMER

Solid steel hammer with Cushion Grip

Product Code	Head Weight (ozs.)	Handle Length (Inches)	Overall Length (Inches)	Weight (lbs.)
THFSNE3-22SM	22	7 1/4	15 3/4	2.13
MOIE3-16C-TH	16	11	13	1.5

### Features

- Cushion grip handle provides greater comfort and safety.
- Durable design for a long lasting hammer.



HPD-1-TH



## TOOLS@HEIGHT POWER DRIVE HAMMERS

Fiberglass Handles with Cushion Grip and Shot-Filled Heads

Product Code	Handle Length (Inches)	Overall Length (Inches)	Face Diameter (Inches)	Weight (lbs.)
HPD-1-TH	9 5/8	12 1/2	1 1/2	1.43
HPD-2-TH	10 3/4	13 7/8	2	1.83
HPD-3-TH	10 3/4	14 1/8	2 1/4	2.61
HPD-4-TH	10 3/8	15 1/4	2 5/8	3.20

### Features

- Shot-loaded head delivers more striking force per blow and reduces vibration as well as rebound.
- Cushion grip handle provides greater comfort and safety.
- Durable design for a long lasting hammer.



20543-TH



## TOOLS@HEIGHT BALL PEIN HAMMERS

Fiberglass Handles with Cushion Grip

Product Code	Handle Length (Inches)	Overall Length (Inches)	Face Diameter (Inches)	Weight (lbs.)
20542-TH	9 1/2	10 3/4	7/8	1.84
20543-TH	10 1/4	11 3/4	7/8	1.23
20544-TH	11 1/4	13	1 7/8	1.67
20545-TH	13	15	1 1/4	2.31
20546-TH	12 3/4	15	1 1/4	2.69

### Features

- Ideal for driving punches, chisels and other metal work.
- Fiberglass handle has a cushion grip for greater comfort and safety.
- Hammer heads are drop-forged from specially selected steel and carefully heat treated for dependable strength, hardness and uniformity.



HSB-1.5A-TH



## TOOLS@HEIGHT BRONZE HAMMER

Fiberglass Handles with Cushion Grip

Product Code	Handle Length (Inches)	Overall Length (Inches)	Face Diameter (Inches)	Weight Class (lbs)
HSB-1.5A-TH	10 3/8	12	1	1.91

### Features

- Ideal for applications which require non-sparking conditions.
- The flat surface brass head absorbs impact blows, reduces rebound and helps eliminate marred work surfaces.
- Non-slip cushion grip provides greater comfort and safety.





### TOOLS@HEIGHT DRILLING HAMMER

#### Fiberglass Handles with Cushion Grip

Product Code	Handle Length (Inches)	Overall Length (Inches)	Weight (lbs.)
20678-TH	8 1/2	10 1/4	2.55

#### Features

- Handles are durable and comfortable.
- Heavy duty construction for strength and durability.



20678-TH



### TOOLS@HEIGHT CROSS PEIN HAMMER

#### Fiberglass Handles with Cushion Grip

Product Code	Weight (ozs.)	Handle Length (Inches)	Overall Length (Inches)	Weight (lbs.)
20651-TH	48	13	15 3/4	4.96

#### Features

- Handles are durable and comfortable.
- Heavy duty construction for strength and durability.



20651-TH



### TOOLS@HEIGHT SLEDGE HAMMERS

#### Fiberglass Handles

Product Code	Weight Class (lbs.)	Handle Length (Inches)	Overall Length (Inches)	Face Diameter (Inches)	Weight (lbs.)
SHF-4SA-TH **	4	14	14	1 1/4	4.93
SHF-8SA-TH **	8	32	32	2	10.34
SHF-12SA-TH **	12	32	32	2 1/4	14.45
SHF-4A-TH	4	14	14	1 5/8	4.78
SHF-6A-TH	6	32	32	1 3/4	7.74
SHF-8A-TH	8	32	32	2	9.89
SHF-10A-TH	10	16	16	2 1/8	11.34
SHF-10LA-TH	10	32	32	2 1/8	12.18
SHF-12A-TH	12	32	32	2 1/4	14.70
SHF-16A-TH	16	24	24	2 5/8	18.43

#### Features

- \*\* Soft steel safety head is similar in hardness to brass.
- \*\* Ideal replacement for Brass Head where non-sparking is not required.
- Double faced head is hardened and tempered forged for maximum strength and durability.



SHF-10LA-TH



Be sure to use a lanyard that has more weight capacity than the tool you are attaching because drop forces are greater than actual tool weight.



## TOOLS@HEIGHT PRY BARS - SCREWDRIVER TYPE

### Comfort Grip Handles

Product Code	Size	Overall Length (inches)	Weight (lbs)
C-807-TH	3/8	12	0.67
C-812-TH	3/8	17	0.86
C-818-TH	1/2	25	1.9491



C-807-TH

### Features

- Blade is heat-treated the entire length.
- Handle is ergonomically designed to provide a more comfortable and secure grip.
- Curved blade style gives extra leverage.
- Capped end allows for striking without damage to handle.



PC-17-TH



## TOOLS@HEIGHT 17 PIECE PUNCH & CHISEL SET

### Packed in a Roll Pouch

Product Code	Description	Weight (lbs)
PC-17-TH	17 Piece Punch & Chisel Set	4.93

### Contents Include:

Product Code	Description	Point Diameter (Inches)	Product Code	Description	Blade Width (Inches)
P-4-TH	Pin Punch	1/8	C-10-TH	Cold Chisel	5/16
P-6-TH	Pin Punch	3/16	C-12-TH	Cold Chisel	3/8
P-8-TH	Pin Punch	1/4	C-16-TH	Cold Chisel	1/2
P-14-TH	Solid Punch	1/8	C-20-TH	Cold Chisel	5/8
P-15-TH	Solid Punch	5/32	C-24-TH	Cold Chisel	3/4
P-16-TH	Solid Punch	3/16	C-42-TH	Cape Chisel	1/4
P-25-TH	Long Taper Punch	5/32	C-62-TH	Diamond Point Chisel	3/8
P-28-TH	Long Taper Punch	1/4			
P-32-TH	Prick Punch	-			
P-40-TH	Center Punch	-			

### Features

- Heavy duty construction for strength and durability.



TOOLS@HEIGHT

PRY BARS/PUNCH & CHISEL SET





## TOOLS@HEIGHT COLD CHISELS

### Heavy Duty Industrial Grade

Product Code	Stock Size	Blade Width (Inches)	Length (Inches)	Weight (lbs)
C-10-TH	1/4	5/16	5	0.07
C-12-TH	5/16	3/8	5 1/2	0.13
C-15-TH	3/8	7/16	6	0.20
C-16-TH	7/16	1/2	6	0.26
C-20-TH	1/2	5/8	6 1/2	0.33
C-24-TH	5/8	3/4	7	0.59
C-32-TH	7/8	1	8	1.28

#### Features

- The most commonly used chisels in the chisel line.
- For cutting, shaping and removing metal softer than the cutting edge of the chisel.



C-10-TH



## TOOLS@HEIGHT CAPE CHISELS

### Heavy Duty Industrial Grade

Product Code	Stock Size	Blade Width (Inches)	Length (Inches)	Weight (lbs)
C-42-TH	3/8	1/4	5	0.15

#### Features

- Designed for cutting or grooving keyholes or slots.



C-42-TH



## TOOLS@HEIGHT DIAMOND POINT CHISELS

### Heavy Duty Industrial Grade

Product Code	Stock Size	Square Cut	Length (Inches)	Weight (lbs)
C-62-TH	3/8	3/8	7	.56

#### Features

- Designed for making a V-groove in metal and to clean out inside corners.



C-62-TH



Be sure to use a lanyard that has more weight capacity than the tool you are attaching because drop forces are greater than actual tool weight.



## TOOLS@HEIGHT PIN PUNCHES

### Heavy Duty Industrial Grade

Product Code	Stock Size	Point Diameter	Length (Inches)	Weight (lbs)
P-4-TH	5/16	1/8	4 3/4	0.09
P-5-TH	5/16	5/32	5	0.10
P-6-TH	3/16	3/16	5 1/4	0.15
P-8-TH	3/8	1/4	5 3/4	0.17
P-10-TH	7/16	5/16	6	0.24

#### Features

- For driving out and removing already loosened pins and keys after initial movement by a solid or starter punch.



P-4-TH



## TOOLS@HEIGHT SOLID PUNCHES

### Heavy Duty Industrial Grade

Product Code	Stock Size	Point Diameter	Length (Inches)	Weight (lbs)
P-14-TH	3/8	1/8	5	0.15
P-15-TH	3/8	5/32	5	0.15
P-16-TH	3/8	3/16	5	0.16
P-17-TH	1/2	1/4	5	0.16
P-18-TH	3/8	7/32	5	0.15

#### Features

- For loosening frozen or tight pins and keys or knocking out rivets.
- Also called starter punches because they are ideal for loosening frozen pins.



P-16-TH



## TOOLS@HEIGHT PRICK PUNCHES

### Heavy Duty Industrial Grade

Product Code	Stock Size	Length (Inches)	Weight (lbs)
P-32-TH	1/2	6	.28

#### Features

- For scribing lines into metal before cutting or riveting, and for punching starting holes for short metal screws.
- Point is more tapered than center punch.



P-32-TH



## TOOLS@HEIGHT CENTER PUNCHES

### Heavy Duty Industrial Grade

Product Code	Stock Size	Blade Width (Inches)	Weight (lbs)
P-38-TH	1/4	4	.05
P-39-TH	5/8	4 1/2	.08
P-40-TH	3/8	5	.09
P-42-TH	1/2	6	.07

#### Features

- Pierces or marks work by indentation for starting pilot drills in metal or other materials.



P-40-TH

TOOLS@HEIGHT

PUNCHES



## TOOLS@HEIGHT LONG TAPER PUNCHES

### Heavy Duty Industrial Grade

Product Code	Stock Size	Point Diameter	Length (Inches)	Weight (lbs)
P-25-TH	3/8	5/32	9	0.25
P-28-TH	5/8	1/4	12	0.82
P-28A-TH	3/4	1/4	15	1.50

#### Features

- Designed for aligning the holes in metal pieces through which rivets, bolts, or screws will be inserted.
- Not intended for driving pins as punch may become stuck in work.
- Also called line-up aligning or drift punches.



P-25-TH



## TOOLS@HEIGHT PUNCH AND CHISEL HOLDER

### Comfort Grip Handle

Product Code	Description	Weight (lbs)
28449-TH	7/8	0.50

#### Features

- Holds chisel and punch securely
- Protect user from hand injury



28449-TH



## TOOLS@HEIGHT PINCH BARS

### Heavy Duty Industrial Grade

Product Code	Overall Length (Inches)	Stock Size	Width of Flat (Inches)	Weight (lbs)
C-83-TH	19 3/8	3/4	7/8	2.32
C-84-TH	30	7/8	1	5.0

#### Features

- Used for aligning, prying and positioning.



C-83-TH



## TOOLS@HEIGHT SUPERIOR HANDSAWS WITH XT TOOTHING

### ERGO® handle - Unique XT toothing - Low Friction Coating

Product Code	Blade Length (Inch)	Teeth Per Inch (TPI)	Type of cut	Weight (lbs)
2700-24-XT7-HP-TH	24	7	Aggressive	1.24

#### Features

- Hard point saw with substantially thicker blade which results in less power-consuming side vibrations.
- Bevel ground teeth on thick blade for height precision and straight cutting with exceptionally good stability.
- Screwed, one piece two-component ergo® handle.
- Handle placement provides even distribution of power along the tooth line.
- Comes with reusable plastic patented tooth protector.



2700-24-XT7-HP-TH



Be sure to use a lanyard that has more weight capacity than the tool you are attaching because drop forces are greater than actual tool weight.





319-TH



## TOOLS@HEIGHT PROFESSIONAL HAND HACKSAW

**Non-Slip Handles Ensures a Solid and Secure Grip.**

Product Code	Description	Blade Length (Inches)	Weight (lbs)
319-TH	Professional Hand Hacksaw	12	1.26

### Features

- Alternative 55° blade mounting for flush cutting.
- Offers a strong steel frame that is covered with a protective dual component plastic.
- Comfortable, non-slip back handle and front grip ensures a solid, secure grip.
- Tension mechanism is fully integrated into the handles so there is no obstruction during use.
- Supplied with reliable and shatterproof 12 inch bi-metal blade, 24 TPI.



225-PLUS-3906-TH



## TOOLS@HEIGHT TRADITIONAL HAND HACKSAW

**Heavy Duty Frame with Blade Storage**

Product Code	Description	Blade Length (Inches)	Weight (lbs)
225-PLUS-3906-TH	Traditional Hand Hacksaw	12	1.48

### Features

- Allows very high blade tension for accurate and fast cuts.
- Strong rectangular back section for blade storage with easy-to-handle retaining screws.
- Can also be used as a compass saw.
- Alternative 55° blade mounting for flush cutting.
- Supplied with reliable and shatterproof 12 inch bi-metal blade, 24 TPI.



40000-TH



## TOOLS@HEIGHT GASKET SCRAPER

**Bi-Mold Comfort Grip Handle**

Product Code	Blade Length (Inch)	Overall Length	Blade Width	Weight (lbs)
40000-TH	6	9 3/4	7/8	.32

### Features

- Bi-mold handle provides comfortable grip, reducing hand fatigue.
- Ideal for gasket removal and cleaning rust and corrosion.





## TOOLS@HEIGHT 6 PIECE ENGINEERING FILE SET 1-476-04-3-2-TH

### Plastic Handled Files Contents Include:

Description	Length (Inch)	Type of Cut	Weight (lbs)
Hand Smooth	4	Smooth	.15
Warding Smooth	4	Smooth	.15
Square Smooth	4	Smooth	.15
Three Square Smooth	4	Smooth	.15
Half Round Smooth	4	Smooth	.15
Round Smooth	4	Smooth	.15

### Features

- Files are smooth, double cut and designed for the fine filing and polishing applications.
- Supplied with pouch
- For use with optional WTHUNIRET1 Retractable Lanyard



1-476-04-3-2



## TOOLS@HEIGHT MILL FILE (USA TYPE)-TWO FLAT EDGES

### Engineering File With Bi-Molded ERGO® Handle

Product Code	Length (Inch)	Width (Inch)	Height (Inch)	Teeth Per Inch (TPI)	Type of Cut	Weight (lbs)
1-143-08-1-2-TH	8	25/32	1/8	44	Bastard	.31

### Features

- Surfaces and edges are single cut.
- Suitable for engineering and sharpening file applications.
- Can be used for polishing and deburring work in lathes.
- Widely used for sharpening tools and implements such as spades, shovels, hoes, scrapers, etc.



1-143-08-1-2-TH



## TOOLS@HEIGHT ROUND FILE

### Engineering File With Bi-Molded ERGO® Handle

Product Code	Length (Inch)	Width (Inch)	Height (Inch)	Teeth Per Inch (TPI)	Type of Cut	Weight (lbs)
1-230-08-2-2-TH	8	5/16	-	36	Second	.25

### Features

- Regularly used for filing holes, large fillets and concave surfaces.  
File is tapered to a point and has a double cut.



1-230-08-2-2-TH





2535L-TH

## TOOLS@HEIGHT MAGNETIC PICK-UP TOOL WITH LIGHT

Product Code	Description	Extended Length (Inches)	Weight (lbs)
2535L-TH	Magnetic Pick-up Tool with Light	30	.23

### Features

- Wide area lighting
- Soft grip handle
- Powerful magnetic tip
- Pick-up weight is 1 1/4 pounds



GS-1-TH

## TOOLS@HEIGHT FEELER GAUGE SET

### Heavy Duty Machine Shop Tools

Product Code	Description	Thickness	Number of Blades	Weight (lbs)
GS-1-TH	Master Feeler Gauge Set	.0015 - 1/32	25	.19

### Features

- 25 blades 3-5/16" x 1/2" in the following thicknesses: .0015, .002, .003, .004, .005, .006, .007, .008, .009, .010, .011, .012, .013, .014, .015, .016, .018, .020, .022, .024, .025, .028, .030, .032, and .035.
- Both decimal and equivalent metric size etched in each blade.
- Gauges supplied in holder with knurled lock-nut which allows the user to select the required blade size and lock it into position.

Product Code	Description	Thickness	Number of Blades	Weight (lbs)
GS-3-TH	Combination Feeler Gauge Set	.002 - .025	22	.11

### Features

- Contains total of 22 blades.
- 10 blades 3" x 1/2" in the following thicknesses: .002, .003, .004, .005, .006, .007, .008, .010, .013, .015.
- 12 blades 1-3/4" x 1/4" in the following thicknesses: .011, .012, .013, .014, .015, .016, .017, .018, .019, .020, .022, .025.
- Overall length 5"
- Both decimal and equivalent metric size etched in each blade.
- Gauges supplied in holder with knurled lock-nut which allows the user to select the required blade size and lock it into position.



GS-3-TH



28201-TH

28203-TH

28205-TH

## TOOLS@HEIGHT AVIATION SNIPS

### Bi-Mold Comfort Grip Handles

Product Code	Cutting Direction	Overall Length (Inches)	Cut Length (Inches)	Cutting Capacity (cold-rolled/stainless)	Weight (lbs)
28201-TH	Left	9 3/4	1 3/8	18 ga.CR / 22 ga.SS	.93
28203-TH	Right	9 3/4	1 3/8	18 ga.CR / 22 ga.SS	.93
28205-TH	Straight	9 13/16	1 1/2	18 ga.CR / 22 ga.SS	.96

### Features

- Color-coded handles help quickly identify the cutting direction.
- Bi-mold handles provide comfortable grip, reduces hand fatigue.
- Meet ANSI and DIN standards.

TOOLS@HEIGHT

UNIVERSAL ATTACHMENT POINTS





### TOOLS@HEIGHT TETHERED FLASHLIGHT

Product Code	Description
FL1-TH	Tethered LED Flashlight

#### Features

- White collimated beam is as bright as an incandescent flashlight
- Provides 10,000 hours of lamp life and extended battery burn time
- Class I, II, III Div. 1
- Groups ABCDFG operating temperature



FL1-TH



### TOOLS@HEIGHT TORPEDO LEVEL

Product Code	Description
THFSN25100	10" Magnetic Torped Level

#### Features

- Big, bright easy to read vials
- Heavy-duty, die-cast frame
- Certified Level accuracy; in top read position: (1/32" over 72")
- Level accuracy guaranteed for life; vials will never fog, leak or require adjustment
- Ideal for scaffolding as well as general construction and maintenance



THFSN25100



### TOOLS@HEIGHT TAPE MEASURE

Product Code	Description
THTPMA25EM	25' Tether-Ready Tape Measure. Dual Scale - SAE/METRIC
THTPMA25	25' Tether-Ready Tape Measure - SAE ONLY

#### Features

- 1" x 25' / 7m tape measure with inch/metric scale



THTPMA25EM



### TOOLS@HEIGHT INSPECTION MIRROR

Product Code	Description
IM1-TH	Tools@Height Tether-Ready Inspection Mirror

#### Features

- Installed safety-coil can be tethered to prevent dropping
- Hinged rectangular glass mirror
- Mirror is 1-3/16" x 1-1/2"



IM1-TH



### TOOLS@HEIGHT GREASE GUN

Product Code	Description
THYA728A	Tools@Height Tether-Ready Grease Gun

#### Features

- Lever-operated large capacity gun develops 6,000 PSI
- Accepts 16 oz. bulk or 14-1/4 oz. cartridge grease
- Includes 18" flexible whip hose with coupler and 6" rigid extension



THYA728A

TOOLS@HEIGHT

MISCELLANEOUS T@H TOOLS



Be sure to use a lanyard that has more weight capacity than the tool you are attaching because drop forces are greater than actual tool weight.



DR-1X3.5

Max Load: 5 pounds



DR-0.5X2.25

Max Load: 2 pounds



DR-0.5X2.25NC

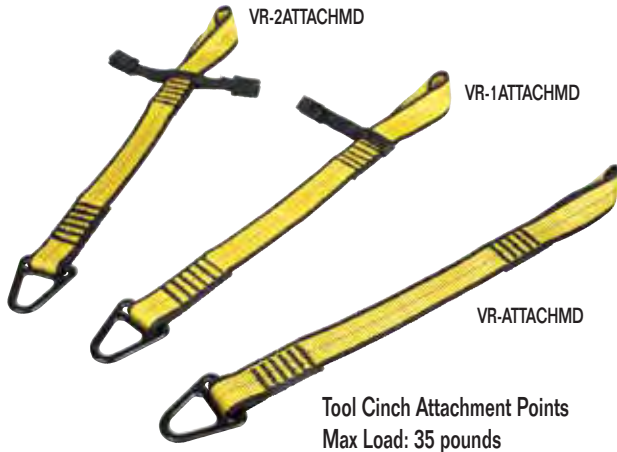
Max Load: 2 pounds

## D-RINGS

Product Code	Description	Quantity
DR-0.5X2.25-10PK	D-Ring 0.5" X 2.25"	10
DR0.5X2.25-100PK	D-Ring 0.5" X 2.25"	100
DR-0.5X2.25NC-10PK	D-Ring 0.5" X 2.25" Non-Conductive	10
DR-0.5X2.25NC-100PK	D-Ring 0.5" X 2.25" Non-Conductive	100
DR-1X3.5-10PK	D-Ring 1" X 3.5"	10
DR-1X3.5-50PK	D-Ring 1" X 3.5"	50

### Features

- D-Rings combined with Quick Wrap Tape can create attachment points on tools that are otherwise impossible to tether.
- Non-conductive variant also available (DR-0.5X2.25NC-10PK)
- Third-party load rated for 5 pounds and 2 pounds



VR-2ATTACHMD

VR-1ATTACHMD

VR-ATTACHMD

Tool Cinch Attachment Points  
Max Load: 35 pounds

## TOOL CINCH ATTACHMENTS

Product Code	Description	Quantity
VR-ATTACHMD-10PK	Tool Cinch Medium Duty	10
VR-1ATTACHMD-10PK	Tool Cinch Single Wing Medium Duty	10
VR-2ATTACHMD-10PK	Tool Cinch Dual Wing Medium Duty	10

### Features

- Patent-pending Tool Cinch Attachment Points are third-party load rated for 35 pounds.
- The VR-1ATTACHMD and VR-2ATTACHMD feature stabilization wings that can be taped down using Quick Wrap Tape to create a strong connection that won't slide off a tool.
- With a Tool Cinch, it's possible to create attachment points on heavy, difficult to tether tools and equipment.
- The VR-ATTACHMD is perfect for tools with closed handles, or pre-drilled holes.
- The VR-1ATTACHMD is designed to be used with tools that do not have pre-drilled holes or closed handles. It can even be used on tools with triggers such as grinders, bandsaws, or drills.
- The VR-2ATTACHMD is intended to be used on long cylindrical tools where there is at least 5.5 inches of space available for the stabilization wings to be taped down.



QS-XL

QS-L

QS-M

QS-S

QS-PCOIL

## QUICK SPINS

Product Code	Diameter (Inches)	Load Rating (Pounds)	Quantity
QS-S-10PK	0.6	1	10
QS-M-10PK	0.8	1	10
QS-L-10PK	1	1	10
QS-XL-10PK	1.2	1	10
QS-P-10PK	0.3	No Rated	10
QS-PCOIL-10PK	0.3	No Rated	10
QS-PM-10PK	0.5	No Rated	10
QS-PMCOIL-10PK	0.5	No Rated	10

### Features

- The unique, patented Quick Spins accommodate a wide selection of tools, making them tether-ready in seconds
- Reusable, and suitable for non-conductive use, the tangle-resistant spin tops make Quick Spins an outstanding drop prevention solution that doesn't deface tools
- Body is made from a Thermoplastic Rubber and Polyester material (TPU), while the spin tops are made of polyacetal and black carbon (POM)

## QUICK WRAP TAPE

Product Code	Length (Inches)	Width (Inches)	Color	Quantity
QW-HDBLU1	108	1	Blue	1
QW-HDBLU1-10PK	108	1	Blue	10
QW-HDBLU1-CASE	108	1	Blue	240
QW-HDBLU1X2	216	1	Blue	1
QW-HDBLU2	108	2	Blue	1
QW-HDYLW1	108	1	Yellow	1
QW-HDYLW1-10PK	108	1	Yellow	10
QW-HDYLW1-CASE	108	1	Yellow	240

### Features

- Quick Wrap Tape is made from a self-fusing silicone rubber, and features inner fiberglass webbing reinforcement.
- Quick Wrap Tape is intended to be used with D-Rings and Tool Cinch Attachment Points.



QW-HDYLW1

## HEAT SHRINK

Product Code	Length (Inches)	Diameter (Inches)	Quantity
HS-0.75X1.75-25PK	1.75	0.75	25
HS-1X1.75-25PK	1.75	1	25
HS-1.5X2-25PK	2	1.5	25
HS-1.5X3-25PK	3	1.5	25
HS-2X4-10PK	4	2	10
HS-3X4-10PK	4	3	10

### Features

- Heat Shrink is used to create an even stronger connection that is more resistant to abrasives and harsh environments
- Links shrink 300% in size, while an inner adhesive securely fastens itself to whatever is being wrapped.

Tools not included



Tape is always used with D-Rings and cinches. Heat Shrink is added to make a more durable surface

## D-RING CORD

Product Code	Load Rating (Pounds)	Quantity
DR-CORD-10PK	5	10

### Features

- The D-Ring cord (patent pending) easily cinches to tools weighing under 5 pounds, creating an instant attachment point for many tools

Tools not included



DR-CORD

## MICRO D-RING

Product Code	Quantity
DR-MICRO-10PK	10

### Features

- The Micro D-Ring is an attachment point that can be used on small tools and equipment that are otherwise not possible to tether.
- The DR-MICRO is a flexible piece of ballistic plastic that can conform to the shape of many objects. A piece of industrial grade double-sided adhesive tape sticks to the bottom of the Micro D-Ring, allowing it to be attached to a clean surface.



DR-MICRO



EXT-C2LCOIL  
(see page 118)

## QUICK RINGS

Product Code	Diameter (Inches)	Load Rating (Pounds)	Quantity
QR-00.75-25PK	0.75	2	25
QR-01-25PK	1	2	25
QR-01.5-25PK	1.5	2	25



QR-01.5

QR-01

QR-00.75





Combination	182
Ratcheting Combination	201
Double Open End	207
Box End	214
Flare Nut	218
Adjustable	220
Structural	226
Tubular	228
Striking	230
Hex Key	234

# WRENCHES

Williams and Bahco brand wrenches come in a variety of styles and sizes to address most applications. Rooted in innovation leadership and tradition, our wrenches have unique design features that deliver extra strength, easy access and comfort.

# Wrenches



## Supercombo® Wrenches

- Open End: SUPERCOMBO® open end has specially designed grooves that contact fasteners on the flats and direct force away from corners, eliminating corner rounding. A 45° chamfer on the jaw tips allow for easy fastener insertion.
- Handle: Round edge profiles eliminate sharp edges, providing a more comfortable grip to apply more force. Large stamp size in the handle allows for quick and easy identification.
- Box End: SUPERTORQUE® lobular box design prevents rounding of the nuts and bolt heads by providing “no contact” clearance of the corners while applying all of the wrenching force (torque) on the flat surfaces behind the corner points. Box end chamfer is designed for quick, positive placement on the fastener.

## Unique Tubular Handle Wrenches

- Wrenches may be used without the handle to quickly run down nuts. The handle can then be slipped on for final tightening or to reach otherwise inaccessible nuts.
- A “stop” on the wrench shaft helps to align locking button with handle hole.
- Offset box design provides turning clearance for hands above work surface.
- Continuous arc design distributes stress over the entire wrench opening radius for greater strength.
- Available in 3 styles — offset box, straight box and open end.
- Interchangeable handle lengths — 13", 24" and 36".
- Large size ranges from 3/4" to 3 1/8" (depending upon style).





## Adjustable Wrenches

- J. P. Johansson, founder of Bahco, invented the adjustable wrench which is now found all over the world. Bahco alone has produced more than 100 million adjustables.
- Snap-on Industrial Brands offers the largest variety of adjustable wrenches in the industry: ergonomically designed, Big Mouth, combination adjustable pipe wrench, construction; chrome and black finish, comfort grip and standard handles.
- All models thru 18" feature measurement scale on head that conveniently shows fastener size.

## Ratcheting Combination Wrenches

- High-polished chrome finish cleans easily.
- Ratchet lever is easily accessible for quick direction changes.
- SUPERTORQUE® corners on box ends provide extra turning power.
- Available in Standard, Flex-Head and Stubby styles to suit every need.
- Fine tooth design with dual-pawl mechanism for extra strength.
- Flex-Head models feature 90 degree pivot in either direction.
- Stubby models feature extra short handles for access in tight areas.



**SUPERCOMBO® COMBINATION WRENCHES**

High Polish Chrome and Satin Chrome Finish, 12 Point, SAE

Product Code	Size (Inches)	A Overall Length (Inches)	B Open End Width (Inches)	C Open End Thickness (Inches)	D Box End Diameter (Inches)	E Box End Thickness (Inches)
1208SC +	1/4	4 1/4	9/16	1/8	13/32	3/16
1210SC +	5/16	5 3/4	1 1/16	9/32	1/2	7/32
1211SC +	11/32	6 1/4	3/4	3/16	9/16	1/4
1212SC ++	3/8	6 1/2	13/16	3/16	9/16	1/4
1214SC ++	7/16	7 1/4	15/16	7/32	1 1/16	9/32
1216SC ++	1/2	8	1 1/16	1/4	3/4	1 1/32
1218SC ++	9/16	8 3/4	1 1/4	1/4	7/8	3/8
1220SC ++	5/8	9 1/2	1 3/8	9/32	15/16	13/32
1222SC ++	11/16	10 1/4	1 1/2	3/16	1 1/32	7/16
1224SC ++	3/4	11	1 5/8	5/16	1 1/8	1/2
1226SC ++	13/16	11 3/4	1 3/4	3/8	1 7/32	17/32
1228SC ++	7/8	12 1/2	1 7/8	13/32	1 5/16	9/16
1230SC ++	15/16	13 1/4	2	7/16	1 3/8	19/32
1232SC ++	1	14	2 1/8	15/32	1 15/32	5/8
1234SC ++	1 1/16	14 3/4	2 1/4	1/2	1 9/16	2 1/32
1236SC ++	1 1/8	15 1/2	2 13/32	17/32	1 21/32	1 1/16
1238SC ++	1 3/16	16 1/4	2 17/32	17/32	1 23/32	3/4
1240SC ++	1 1/4	17	2 21/32	9/16	1 13/16	3/4
1242 **	1 5/16	17 3/4	2 13/16	19/32	1 29/32	3/4
1244 **	1 3/8	18 1/2	2 15/16	5/8	2	3/4
1246 **	1 7/16	19 1/4	3 1/16	5/8	2 3/32	7/8
1248 **	1 1/2	20 1/32	3 3/16	1 1/16	2 3/16	7/8
1178A **	1 9/16	20 29/32	3 3/16	2 1/32	2 1/4	7/8
1180 **	1 5/8	21 1/2	3 5/16	1 1/16	2 1 1/32	7/8
1182 **	1 11/16	22 9/32	3 7/16	2 3/32	2 7/16	7/8
1184 **	1 3/4	22 7/8	3 9/16	2 3/32	2 17/32	1 1/32
1186 **	1 13/16	23 15/32	3 1 1/16	3/4	2 5/8	1 1/32
1188 **	1 7/8	24 1/32	3 13/16	2 5/32	2 23/32	1 1/32
1190 **	2	25 1/4	4 1/16	2 7/32	2 7/8	1 1/32
1191 **	2 1/16	25 13/16	4 3/16	2 1/32	2 3 1/32	1 5/32
1192 **	2 1/8	26 3/8	4 5/16	7/8	3 1/16	1 5/32
1193 **	2 3/16	26 3 1/32	4 7/16	2 9/32	3 5/32	1 5/32
1194 **	2 1/4	27 9/16	4 9/16	1 5/16	3 7/32	1 5/32
1195 **	2 3/8	28 3/4	4 13/16	3 1/32	3 13/32	1 9/32
1197 **	2 1/2	29 29/32	5 1/16	1 1/32	3 19/32	1 9/32
1198 *	2 5/8	32	6 5/8	1 7/32	4 7/8	1 5/8
1198A *	2 3/4	32	6 5/8	1 7/32	4 7/8	1 5/8
1198B *	2 7/8	32	6 5/8	1 7/32	4 7/8	1 5/8
1198C *	2 15/16	32	6 5/8	1 7/32	4 7/8	1 5/8
1199 *	3	32	6 5/8	1 7/32	4 7/8	1 5/8
1199A *	3 1/8	32	6 5/8	1 7/32	4 7/8	1 5/8
1199B *	3 3/8	31 3/8	6 5/8	1 7/32	4 7/8	1 5/8
1199C *	3 1/2	31 29/32	6 5/8	1 7/32	4 7/8	1 5/8

+ High Polish Chrome Finish with SUPERTORQUE® Box End.  
 ++ High Polish Chrome Finish with SUPERCOMBO® Open End and SUPERTORQUE® Box End.  
 \*\* Satin Chrome Finish with SUPERTORQUE® Box End and Standard Open End.  
 \* Satin Chrome Finish with Standard Open and Box Ends.  
 Fed. Spec.: ANSI B107.6; SAE AS 954



**Features**

- SUPERCOMBO® open end has specially designed grooves that direct wrench force away from fastener corners.
- SUPERTORQUE® box opening design allows application of higher torque without rounding or deforming hex fastener points. No contact is made at the corners. Instead, wrenching forces are placed on the flat surfaces behind the points.
- Meets or exceeds aerospace specification AS 954 for 12 point fasteners (as defined by AS 870) to provide accurate torque/tension relationship for precision application.
- May be used on all common hex (6 point) fasteners with considerable advantage over conventional box end wrenches to increase both hand tool flexibility and economy.
- Box and open end openings are identical.



COMBINATION

WRENCHES



## SUPERCOMBO® WRENCH SETS

High Polish Chrome and Satin Chrome Finish, 12 Point, SAE  
Set Contents:



WS-1170SCA



WS-1171SCA



WS-1175



WS-1174TA



WS-1172SCA



WS-1190SCA

Product Code	Size (Inches)	WS-1170SCA 7-Piece Set in Pouch	WS-1171SCA 11-Piece Set in Pouch	WS-1172SCA 15-Piece Set in Pouch	WS-1190SCA 26-Piece Set	WS-1174TA 10-Piece Set	WS-1175 6-Piece Set	WS-1176* 16-Piece Set	WS-1191SC* 32-Piece Set
1208SC	1/4				X				X
1210SC	5/16			X	X				X
1212SC	3/8	X	X	X	X				X
1214SC	7/16	X	X	X	X				X
1216SC	1/2	X	X	X	X				X
1218SC	9/16	X	X	X	X				X
1220SC	5/8	X	X	X	X				X
1222SC	11/16	X	X	X	X				X
1224SC	3/4	X	X	X	X				X
1226SC	13/16		X	X	X				X
1228SC	7/8		X	X	X				X
1230SC	15/16		X	X	X				X
1232SC	1		X	X	X				X
1234SC	1 1/16			X	X				X
1236SC	1 1/8			X	X				X
1240SC	1 1/4			X	X				X
1242	1 5/16				X	X		X	X
1244	1 3/8				X	X		X	X
1246	1 7/16				X	X		X	X
1248	1 1/2				X	X		X	X
1180	1 5/8				X	X		X	X
1182	1 11/16				X	X		X	X
1184	1 3/4				X	X		X	X
1186	1 13/16				X	X		X	X
1188	1 7/8				X	X		X	X
1190	2				X	X		X	X
1191	2 1/16						X	X	X
1192	2 1/8						X	X	X
1193	2 3/16						X	X	X
1194	2 1/4						X	X	X
1195	2 3/8						X	X	X
1197	2 1/2						X	X	X

\*NOT PICTURED



COMBINATION

WRENCHES



# SUPERCOMBO® COMBINATION WRENCHES

High Polished Chrome Finish, 6 Point, SAE

Product Code	Size (Inches)	A Overall Length (Inches)	B Open End Width (Inches)	C Open End Thickness (Inches)	D Box End Diameter (Inches)	E Box End Thickness (Inches)
608SC	1/4	4 1/4	9/16	1/8	13/32	3/16
612SC	3/8	6 1/2	13/16	3/16	9/16	1/4
614SC	7/16	7 1/4	15/16	7/32	11/16	9/32
616SC	1/2	8	1 1/16	1/4	3/4	11/32
618SC	9/16	8 3/4	1 1/4	1/4	7/8	3/8
620SC	5/8	9 1/2	1 3/8	9/32	15/16	13/32
622SC	11/16	10 1/4	1 1/2	5/16	1 1/32	7/16
624SC	3/4	11	1 5/8	5/16	1 1/8	1/2
626SC	13/16	11 3/4	1 3/4	3/8	1 7/32	17/32
628SC	7/8	12 1/2	1 7/8	13/32	1 9/16	9/16
630SC	15/16	13 1/4	2	7/16	1 3/8	19/32
632SC	1"	14	2 1/8	15/32	1 15/32	5/8
640SC	1 1/4	17	2 21/32	9/16	1 13/16	3/4

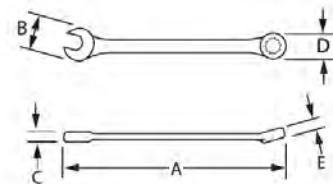
## WS-SC11 11 Piece SUPERCOMBO Wrench Set, SAE

Contents Include:

Product Code:	Sizes (mm)	Product Code:	Sizes (mm)	Product Code:	Sizes (mm)
612SC	3/8"	614SC	7/16"	616SC	1/2"
618SC	9/16"	620SC	5/8"	622SC	11/16"
624SC	3/4"	626SC	13/16"	628SC	7/8"
630SC	15/16"	632SC	1"		

### Features

- SUPERCOMBO open end has specially designed grooves that direct wrench force away from fastener corners
- SUPERTORQUE box opening design allows application of higher torque without rounding or deforming hex fastener points.
- No contact is made at the corners, instead wrenching forces are placed on the flat surfaces behind the points
- High polish chrome textured finish provides great feel and wipes clean easily.



WS-SC11

COMBINATION

WRENCHES





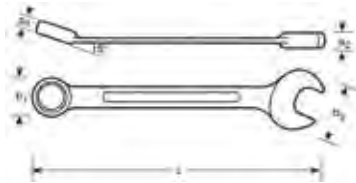


## COMBINATION WRENCHES

Satin Chrome Finish, 12 Point, Metric



111M-16



Product Code	Size (mm)	L Overall Length (Inches)	b2 Open End Width (Inches)	a2 Open End Thickness (Inches)	b1 Box end Diameter (Inches)	a1 Box End Thickness (Inches)
111M-5.5	5.5	4 1/2	1/2	1/8	3/8	3/16
111M-6	6	4 1/2	1/2	1/8	3/8	3/16
111M-7	7	4 3/4	1/2	1/8	1/2	3/16
111M-8	8	5	3/4	1/8	1/2	1/16
111M-9	9	5 1/2	1	1/8	1/2	1/4
111M-10	10	5 1/2	1	1/4	1/2	1/4
111M-11	11	6	1	1/4	1/2	1/4
111M-12	12	6 1/2	1	1/4	1/2	2/8
111M-13	13	6 1/2	1	1/4	1	2/8
111M-14	14	7	1	1/4	1	3/8
111M-15	15	7 1/4	1 1/2	1/4	1	3/8
111M-16	16	7 1/2	1 1/2	1/4	1	3/8
111M-17	17	8	1 1/2	1/4	1	3/8
111M-18	18	8	1 1/2	1/4	1	3/8
111M-19	19	8 1/2	1 3/4	1/4	1	3/8
111M-20	20	9 1/2	1 1/2	1/4	1	1/2
111M-21	21	10	2	1/4	1 1/4	1/2
111M-22	22	10	2	1/4	1 1/4	1/2
111M-23	23	11	2	3/8	1 3/8	1/2
111M-24	24	10 1/2	2	3/8	1 3/8	1/2
111M-25	25	11 1/2	2	3/8	1 1/2	4/8
111M-26	26	11 1/2	2	3/8	1 1/2	4/8
111M-27	27	12	2 1/4	3/8	1 1/2	5/8
111M-28	28	12	2 1/4	3/8	1 1/2	5/8
111M-29	29	13	2 1/2	3/8	2	5/8
111M-30	30	13	2 1/2	3/8	2	5/8
111M-32	32	14	2 1/2	3/8	2	2/3
111M-34	34	14	2 1/2	3/8	2	2/3
111M-36	36	16	3	1/2	2	3/4
111M-41	41	18	3 1/2	3/4	2 1/2	7/8
111M-46	46	19 1/2	3 1/2	3/4	2 1/2	1
111M-50	50	21 1/2	4	3/4	3	1
111M-55	55	22	4 1/2	1	3 1/2	7/8
111M-60	60	23 1/2	5	1	3 1/2	1
111M-65	65	27	6	1 1/4	4 1/4	1
111M-70	70	27	6	1 1/4	4 1/4	1
111M-75	75	28 3/4	6	1 1/2	4 1/2	1
111M-80	80	28 3/4	6	1 1/2	4 1/2	1



111M/14T



111M/26T

### 111M/14T 14 Piece Offset Combination Wrench Set, 12 Point, SAE, in Pouch Contents Include:

Product Code:	Sizes (mm)	Product Code:	Sizes (mm)	Product Code:	Sizes (mm)
111M-6	6	111M-8	8	111M-9	9
111M-10	10	111M-13	13	111M-14	14
111M-15	15	111M-17	17	111M-19	19
111M-22	22	111M-24	24	111M-27	27
111M-30	30	111M-32	32	111M-	

### 111M/26T 26 Piece Offset Combination Wrench Set, 12 Point, SAE, in Pouch Contents Include:

Product Code:	Sizes (mm)	Product Code:	Sizes (mm)	Product Code:	Sizes (mm)
111M-6	6	111M-7	7	111M-8	8
111M-9	9	111M-10	10	111M-11	11
111M-12	12	111M-13	13	111M-14	14
111M-15	15	111M-16	16	111M-17	17
111M-18	18	111M-19	19	111M-20	20
111M-21	21	111M-22	22	111M-23	23
111M-24	24	111M-25	25	111M-26	26
111M-27	27	111M-28	28	111M-29	29
111M-30	30	111M-32	32		

### Features

- U shape shank provides better comfort
- Open end angle 15° with a slimmer head for better accessibility
- 12 point Dynamic-Drive Profile provides longer life for screws and nuts
- Box End 15° for knuckle clearance and better grip

COMBINATION

WRENCHES



# SUPERCOMBO® COMBINATION WRENCHES

Black Industrial Finish, 12 Point, SAE

Product Code	Size (Inches)	A Overall Length (Inches)	B Open End Width (Inches)	C Open End Thickness (Inches)	D Box End Diameter (Inches)	E Box End Thickness (Inches)
1210BSC ++	5/16	5 3/4	1 1/16	5/32	1/2	7/32
1212BSC ++	3/8	6 1/2	1 3/16	3/16	9/16	1/4
1214BSC ++	7/16	7 1/4	1 5/16	7/32	1 1/16	9/32
1216BSC ++	1/2	8	1 1/16	1/4	3/4	1 1/32
1218BSC ++	9/16	8 3/4	1 1/4	1/4	7/8	3/8
1220BSC ++	5/8	9 1/2	1 3/8	9/32	15/16	13/32
1222BSC ++	1 1/16	10 1/4	1 1/2	9/16	1 1/32	7/16
1224BSC ++	3/4	11	1 5/8	5/16	1 1/8	1/2
1226BSC ++	13/16	11 3/4	1 3/4	3/8	1 7/32	17/32
1228BSC ++	7/8	12 1/2	1 7/8	13/32	1 5/16	9/16
1230BSC ++	15/16	13 1/4	2	7/16	1 3/8	19/32
1232BSC ++	1	14	2 1/8	15/32	1 15/32	5/8
1234BSC ++	1 1/16	14 3/4	2 1/4	1/2	1 9/16	2 1/32
1236BSC ++	1 1/8	15 1/2	2 13/32	17/32	1 2 1/32	1 1/16
1240BSC ++	1 1/4	17	2 2 1/32	9/16	1 13/16	3/4
1242B **	1 5/16	17 3/4	2 13/16	19/32	1 29/32	3/4
1244B **	1 3/8	18 1/2	2 15/16	5/8	2	3/4
1246B **	1 7/16	19 1/4	3 1/16	5/8	2 3/32	7/8
1248B **	1 1/2	20 1/32	3 3/16	1 1/16	2 3/16	7/8
1178AB **	1 9/16	20 29/32	3 3/16	2 1/32	2 1/4	7/8
1180B **	1 5/8	21 1/2	3 5/16	1 1/16	2 11/32	7/8
1182B **	1 1 1/16	22 9/32	3 7/16	23/32	2 7/16	7/8
1184B **	1 3/4	22 7/8	3 9/16	23/32	2 17/32	1 1/32
1186B **	1 13/16	23 15/32	3 1 1/16	3/4	2 5/8	1 1/32
1188B **	1 7/8	24 1/32	3 13/16	23/32	2 23/32	1 1/32
1190B **	2	25 1/4	4 1/16	27/32	2 7/8	1 1/32
1191B **	2 1/16	25 13/16	4 3/16	27/32	2 3 1/32	1 5/32
1192B **	2 1/8	26 3/8	4 5/16	7/8	3 1/16	1 9/32
1193B **	2 3/16	26 3 1/32	4 7/16	29/32	3 5/32	1 5/32
1194B **	2 1/4	27 9/16	4 9/16	15/16	3 7/32	1 5/32
1195B **	2 3/8	28 3/4	4 13/16	3 1/32	3 13/32	1 9/32
1197B **	2 1/2	29 29/32	5 1/16	1 1/32	3 19/32	1 9/32
1198BL *	2 5/8	32	6 5/8	1 7/32	4 7/8	1 5/8
1198ABL *	2 3/4	32	6 5/8	1 7/32	4 7/8	1 5/8
1198BBL *	2 7/8	32	6 5/8	1 7/32	4 7/8	1 5/8
1198CBL *	2 15/16	32	6 5/8	1 7/32	4 7/8	1 5/8
1199BL *	3	32	6 5/8	1 7/32	4 7/8	1 5/8
1199ABL *	3 1/8	32	6 5/8	1 7/32	4 7/8	1 5/8
1199BBL *	3 3/8	31 29/32	6 5/8	1 7/32	4 7/8	1 5/8
1199CBL *	3 1/2	31 29/32	6 5/8	1 7/32	4 7/8	1 5/8

+ Black Industrial Finish with SUPERTORQUE® Box End  
 ++ Black Industrial Finish with SUPERCOMBO® Open End and SUPERTORQUE® Box End  
 \*\* Black Industrial Finish with SUPERTORQUE® Box End and standard open end  
 \* Satin Chrome Finish with Standard Open and Box Ends  
 Fed. Spec.: ANSI B107.6; SAE AS 954

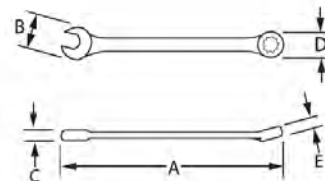
### Features

- SUPERCOMBO® open end has specially designed grooves that direct wrench force away from fastener corners.
- SUPERTORQUE® box opening design allows application of higher torque without rounding or deforming hex fastener points. No contact is made at the corners. Instead, wrenching forces are placed on the flat surfaces behind the points.
- Meets or exceeds aerospace specification AS 954 for 12 point fasteners (as defined by AS 870) to provide accurate torque/tension relationship for precision application.
- May be used on all common hex (6 point) fasteners with considerable advantage over conventional box end wrenches to increase both hand tool flexibility and economy.
- Box and open end openings are identical.



Grooves in the SUPERCOMBO® open ends direct wrench force away from fastener corners.

SUPERTORQUE® box opening design allows higher torque without rounding or deforming fastener corners by placing wrenching forces on the flat surfaces rather than the points.



COMBINATION

WRENCHES






## SUPERCOMBO® WRENCH SETS

**Black Industrial Finish, 12 Point, SAE  
Set Contents**


Product Code	Size (Inches)	WS-1170BSC 7-Piece Set in Pouch	WS-1171BSC 11-Piece Set in Pouch	WS-1172BSC 15-Piece Set in Pouch	WS-1190BSC 26-Piece Set	WS-1174BTA 11- Piece Set
1210BSC	5/16			X	X	
1212BSC	3/8	X	X	X	X	
1214BSC	7/16	X	X	X	X	
1216BSC	1/2	X	X	X	X	
1218BSC	9/16	X	X	X	X	
1220BSC	5/8	X	X	X	X	
1222BSC	11/16	X	X	X	X	
1224BSC	3/4	X	X	X	X	
1226BSC	13/16		X	X	X	
1228BSC	7/8		X	X	X	
1230BSC	15/16		X	X	X	
1232BSC	1		X	X	X	
1234BSC	1 1/16			X	X	
1236BSC	1 1/8			X	X	
1240BSC	1 1/4			X	X	
1242B	1 5/16				X	X
1244B	1 3/8				X	X
1246B	1 7/16				X	X
1248B	1 1/2				X	X
1178AB	1 9/16				X	X
1180B	1 5/8				X	X
1182B	1 11/16				X	X
1184B	1 3/4				X	X
1186B	1 13/16				X	X
1188B	1 7/8				X	X
1190B	2				X	X



WS-1170BSC



WS-1171BSC



WS-1172BSC



WS-1190BSC



WS-1174BTA



COMBINATION

WRENCHES





## SUPERCOMBO® COMBINATION WRENCHES

High Polish Chrome Finish, 12 Point, Metric

Product Code	Size (MM)	A Overall Length (Inches)	B Open End Width (Inches)	C Open End Thickness (Inches)	D Box End Diameter (Inches)	E Box End Thickness (Inches)
1206MSC +	6	4 27/32	9/16	1/8	13/32	3/16
1207MSC ++	7	5 5/16	5/8	5/32	15/32	7/32
1208MSC ++	8	5 25/32	23/32	9/32	1/2	7/32
1209MSC ++	9	6 9/32	13/16	3/16	9/16	1/4
1210MSC ++	10	6 3/4	7/8	3/16	5/8	9/32
1211MSC ++	11	7 1/4	31/32	7/32	11/16	5/16
1212MSC ++	12	7 11/16	1 1/32	7/32	3/4	5/16
1213MSC ++	13	8 1/32	1 1/8	1/4	25/32	11/32
1214MSC ++	14	8 5/8	1 7/32	1/4	27/32	3/8
1215MSC ++	15	9 3/32	1 9/32	9/32	29/32	13/32
1216MSC ++	16	9 1/2	1 3/8	9/32	15/16	13/32
1217MSC ++	17	10 1/16	1 15/32	5/16	1	7/16
1218MSC ++	18	10 17/32	1 17/32	9/16	1 1/16	15/32
1219MSC ++	19	11 1/32	1 5/8	11/32	1 1/8	1/2
1220MSC ++	20	11 1/2	1 23/32	3/8	1 3/16	1/2
1221MSC ++	21	11 25/32	1 3/4	3/8	1 7/32	17/32
1222MSC ++	22	12 1/2	1 29/32	13/32	1 5/16	9/16
1223MSC ++	23	12 7/8	1 31/32	7/16	1 11/32	9/16
1224MSC ++	24	13 9/32	2	7/16	1 3/8	19/32
1225MSC ++	25	14 1/32	2 5/32	15/32	1 15/32	5/8
1226MSC +	26	14 9/16	2 3/16	1/2	1 1/2	21/32
1227MSC +	27	14 29/32	2 9/32	1/2	1 9/16	11/16
1229MSC +	29	15 17/32	2 13/32	17/32	1 21/32	23/32
1230MSC +	30	16 9/32	2 17/32	17/32	1 3/4	3/4
1232MSC +	32	17 1/32	2 11/16	9/16	1 13/16	3/4
1234MSC +	34	17 25/32	2 13/16	19/32	1 29/32	3/4
1236MSC +	36	19 9/32	3 1/16	21/32	2 3/32	7/8

+ High Polish Chrome Finish with SUPERTORQUE® Box End

++ High Polish Chrome Finish with SUPERCOMBO® Open End and SUPERTORQUE® Box End

Fed. Spec.: ANSI B107.6; SAE AS 954



### Features

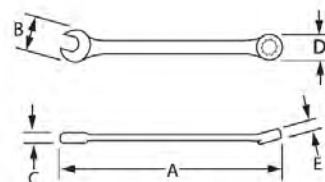
- SUPERCOMBO® open end has specially designed grooves that direct wrench force away from fastener corners.
- SUPERTORQUE® box opening design allows application of higher torque without rounding or deforming hex fastener points. No contact is made at the corners. Instead, wrenching forces are placed on the flat surfaces behind the points.
- Meets or exceeds aerospace specification AS 954 for 12 point fasteners (as defined by AS 870) to provide accurate torque/tension relationship for precision application.
- May be used on all common hex (6 point) fasteners with considerable advantage over conventional box end wrenches to increase both hand tool flexibility and economy.
- Box and open end openings are identical.



1213MSC



1232MSC



COMBINATION

WRENCHES





## SUPERCOMBO® WRENCH SETS

High Polish Chrome Finish, 12 Point, Metric  
Set Contents:

Product Code	Size (MM)	MWS-1B 8-Piece Set in Pouch	MWS-5A 10-Piece Set in Pouch	MWS-10A 10-Piece Set in Pouch	MWS-15A 15-Piece Set in Pouch	MWS-15SA* 15-Piece Set in Pouch	MWS-18A 18-Piece Set in Pouch	MWS-6A 10-Piece Set in Pouch	MWS-27TA* 27-Piece Set
1206MSC	6	X							X
1207MSC	7	X	X		X	X	X		X
1208MSC	8	X	X		X	X	X		X
1209MSC	9	X	X		X		X		X
1210MSC	10	X	X	X	X	X	X		X
1211MSC	11	X	X	X	X		X		X
1212MSC	12	X	X	X	X	X	X		X
1213MSC	13	X	X	X	X		X		X
1214MSC	14		X	X	X	X	X		X
1215MSC	15		X	X	X		X		X
1216MSC	16			X	X	X	X		X
1217MSC	17		X	X	X		X		X
1218MSC	18			X	X	X	X	X	X
1219MSC	19			X	X		X	X	X
1220MSC	20				X	X	X		X
1221MSC	21				X		X	X	X
1222MSC	22					X	X	X	X
1223MSC	23						X		X
1224MSC	24					X	X	X	X
1225MSC	25								X
1226MSC	26					X			X
1227MSC	27					X		X	X
1229MSC	29					X			X
1230MSC	30					X		X	X
1232MSC	32					X		X	X
1234MSC	34							X	X
1236MSC	36							X	X



MWS-1B



MWS-5A



MWS-10A



MWS-15A

\*NOT PICTURED Made in U.S.A.



MWS-18A



MWS-6A

COMBINATION

WRENCHES



# SUPERCOMBO® COMBINATION WRENCHES

## High Visibility Red Finish, 12 Point, SAE

Product Code	Size (Inches)	A Overall Length (Inches)	B Open End Width (Inches)	C Open End Thickness (Inches)	D Box End Diameter (Inches)	E Box End Thickness (Inches)
1212RSC ++	3/8	6 1/2	1 1/16	3/16	9/16	1/4
1214RSC ++	7/16	7 1/4	1 5/16	7/32	1 1/16	9/32
1216RSC ++	1/2	8	1 1/16	1/4	3/4	1 1/32
1218RSC ++	9/16	8 3/4	1 1/4	1/4	7/8	3/8
1220RSC ++	5/8	9 1/2	1 3/8	9/32	15/16	13/32
1222RSC ++	1 1/16	10 1/4	1 1/2	9/16	1 1/32	7/16
1224RSC ++	3/4	11	1 5/8	5/16	1 1/8	1/2
1226RSC ++	13/16	11 3/4	1 3/4	3/8	1 7/32	17/32
1228RSC ++	7/8	12 1/2	1 7/8	13/32	1 5/16	9/16
1230RSC ++	15/16	13 1/4	2	7/16	1 3/8	19/32
1232RSC ++	1	14	2 1/8	15/32	1 15/32	5/8
1234RSC ++	1 1/16	14 3/4	2 1/4	1/2	1 9/16	21/32
1236RSC ++	1 1/8	15 1/2	2 13/32	17/32	1 21/32	1 1/16
1240RSC ++	1 1/4	17	2 21/32	9/16	1 13/16	3/4

++ Hi-Vis Red Finish with SUPERCOMBO® Open End and SUPERTORQUE® Box End

Fed. Spec.: ANSI B107.6

## WS-1170RSC 7 Piece Hi-Vis Red Combination Wrench Set, 12 Point, SAE, in Pouch

Contents Include:

Product Code	Size (Inches)	Product Code	Size (Inches)	Product Code	Size (Inches)
1212RSC	3/8	1218RSC	9/16	1224RSC	3/4
1214RSC	7/16	1220RSC	5/8	Pouch	
1216RSC	1/2	1222RSC	1 1/16		

## WS-1171RSC 11 Piece Hi-Vis Red Combination Wrench Set, 12 Point, SAE, in Pouch

Contents Include:

Product Code	Size (Inches)	Product Code	Size (Inches)	Product Code	Size (Inches)
1212RSC	3/8	1220RSC	5/8	1228RSC	7/8
1214RSC	7/16	1222RSC	1 1/16	1230RSC	15/16
1216RSC	1/2	1224RSC	3/4	1232RSC	1
1218RSC	9/16	1226RSC	13/16	Pouch	

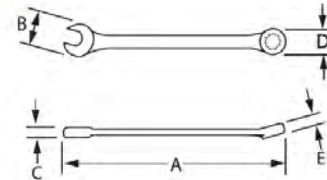
## WS-1172RSC 14 Piece Hi-Vis Red Combination Wrench Set, 12 Point, SAE, in Pouch

Contents Include:

Product Code	Size (Inches)	Product Code	Size (Inches)	Product Code	Size (Inches)
1212RSC	3/8	1222RSC	1 1/16	1232RSC	1
1214RSC	7/16	1224RSC	3/4	1234RSC	1 1/16
1216RSC	1/2	1226RSC	13/16	1236RSC	1 1/8
1218RSC	9/16	1228RSC	7/8	1240RSC	1 1/4
1220RSC	5/8	1230RSC	15/16	Pouch	

### Features

- SUPERCOMBO® open end has specially designed grooves that direct wrench force away from fastener corners.
- SUPERTORQUE® box opening design allows application of higher torque without rounding or deforming hex fastener points. No contact is made at the corners. Instead, wrenching forces are placed on the flat surfaces behind the points.
- Meets or exceeds aerospace specification AS 954 for 12 point fasteners (as defined by AS 870) to provide accurate torque/tension relationship for precision application.
- May be used on all common hex (6 point) fasteners with considerable advantage over conventional box end wrenches to increase both hand tool flexibility and economy.
- Box and open end openings are identical.



WS-1170RSC



WS-1171RSC



WS-1172RSC



COMBINATION

WRENCHES







## SUPERCOMBO® COMBINATION WRENCHES

High Visibility Yellow Finish, 12 Point, SAE

Product Code	Size (Inches)	A	B	C	D	E
		Overall Length (Inches)	Open End Width (Inches)	Open End Thickness (Inches)	Box End Diameter (Inches)	Box End Thickness (Inches)
1212YSC ++	3/8	6 1/2	1 9/16	3/16	9/16	1/4
1214YSC ++	7/16	7 1/4	1 9/16	7/32	11/16	9/32
1216YSC ++	1/2	8	1 1/16	1/4	3/4	11/32
1218YSC ++	9/16	8 3/4	1 1/4	1/4	7/8	3/8
1220YSC ++	5/8	9 1/2	1 3/8	9/32	15/16	13/32
1222YSC ++	11/16	10 1/4	1 1/2	9/16	1 1/32	7/16
1224YSC ++	3/4	11	1 5/8	5/16	1 1/8	1/2
1226YSC ++	13/16	11 3/4	1 3/4	3/8	1 7/32	17/32
1228YSC ++	7/8	12 1/2	1 7/8	13/32	1 5/16	9/16
1230YSC ++	15/16	13 1/4	2	7/16	1 3/8	19/32
1232YSC ++	1	14	2 1/8	13/32	1 15/32	7/8
1234YSC ++	1 1/16	14 3/4	2 1/4	1/2	1 9/16	21/32
1236YSC ++	1 1/8	15 1/2	2 13/32	17/32	1 21/32	11/16
1240YSC ++	1 1/4	17	2 21/32	9/16	1 13/16	3/4



1216YSC



WS-1170YSC



WS-1171YSC



WS-1172YSC

++ Hi-Vis Yellow Finish with SUPERCOMBO® Open End and SUPERTORQUE® Box End  
Fed. Spec.: ANSI B107.6

### WS-1170YSC 7 Piece Hi-Vis Yellow Combination Wrench Set, 12 Point, SAE, in Pouch

Contents Include:

Product Code	Size (Inches)	Product Code	Size (Inches)	Product Code	Size (Inches)
1212YSC	3/8	1218YSC	9/16	1224YSC	3/4
1214YSC	7/16	1220YSC	5/8	Pouch	
1216YSC	1/2	1222YSC	11/16		

### WS-1171YSC 11 Piece Hi-Vis Yellow Combination Wrench Set, 12 Point, SAE, in Pouch

Contents Include:

Product Code	Size (Inches)	Product Code	Size (Inches)	Product Code	Size (Inches)
1212YSC	3/8	1220YSC	5/8	1228YSC	7/8
1214YSC	7/16	1222YSC	11/16	1230YSC	15/16
1216YSC	1/2	1224YSC	3/4	1232YSC	1
1218YSC	9/16	1226YSC	13/16	Pouch	

### WS-1172YSC 14 Piece Hi-Vis Yellow Combination Wrench Set, 12 Point, SAE, in Pouch

Contents Include:

Product Code	Size (Inches)	Product Code	Size (Inches)	Product Code	Size (Inches)
1212YSC	3/8	1222YSC	11/16	1232YSC	1
1214YSC	7/16	1224YSC	3/4	1234YSC	1 1/16
1216YSC	1/2	1226YSC	13/16	1236YSC	1 1/8
1218YSC	9/16	1228YSC	7/8	1240YSC	1 1/4
1220YSC	5/8	1230YSC	15/16	Pouch	

### Features

- SUPERCOMBO® open end has specially designed grooves that direct wrench force away from fastener corners.
- SUPERTORQUE® box opening design allows application of higher torque without rounding or deforming hex fastener points. No contact is made at the corners. Instead, wrenching forces are placed on the flat surfaces behind the points.
- Meets or exceeds aerospace specification AS 954 for 12 point fasteners (as defined by AS 870) to provide accurate torque/tension relationship for precision application.
- May be used on all common hex (6 point) fasteners with considerable advantage over conventional box end wrenches to increase both hand tool flexibility and economy.
- Box and open end openings are identical.



COMBINATION

WRENCHES



## COMBINATION WRENCHES

High Polish Chrome Finish, 12 Point, SAE

Product Code	Size (Inches)	A Overall Length (Inches)	B Open End Width (Inches)	C Open End Thickness (Inches)	D Box End Diameter (Inches)	E Box End Thickness (Inches)
11208	1/4	5 1/8	9/16	5/32	7/16	7/32
11210	5/16	5 3/4	23/32	3/16	17/32	9/32
11212	3/8	6 1/2	13/16	3/16	5/8	5/16
11214	7/16	7 1/4	31/32	7/32	11/16	5/16
11216	1/2	8 1/8	1 3/32	1/4	25/32	3/8
11218	9/16	8 3/4	1 7/32	1/4	7/8	3/8
11220	5/8	9 1/2	1 3/8	9/32	31/32	7/16
11222	11/16	10 1/4	1 1/2	11/32	1 1/16	15/32
11224	3/4	11	1 5/8	3/8	1 3/32	1/2
11226	13/16	12	1 29/32	13/32	1 5/16	9/16
11228	7/8	12 3/8	1 7/8	3/8	1 11/32	9/16
11230	15/16	13 1/4	2 1/32	13/32	1 13/32	5/8
11232	1	14	2 3/32	7/16	1 1/2	11/16
11234	1 1/16	14 5/8	2 5/32	15/32	1 19/32	11/16
11236	1 1/8	16 1/4	2 5/16	1/2	1 21/32	3/4
11240	1 1/4	17	2 17/32	9/16	1 3/4	3/4



11216



11003

Fed. Spec.: ANSI B107.6; SAE AS 954

### 11003 9 Piece Combination Wrench Set, 12 Point, SAE, in Pouch

#### Contents Include:

Product Code	Size (Inches)	Product Code	Size (Inches)	Product Code	Size (Inches)
11208	1/4	11214	7/16	11220	5/8
11210	5/16	11216	1/2	11222	11/16
11212	3/8	11218	9/16	11224	3/4

### 11007 11 Piece Combination Wrench Set, 12 Point, SAE, in Pouch

#### Contents Include:

Product Code	Size (Inches)	Product Code	Size (Inches)	Product Code	Size (Inches)
11212	3/8	11220	5/8	11228	7/8
11214	7/16	11222	11/16	11230	15/16
11216	1/2	11224	3/4	11232	1
11218	9/16	11226	13/16		



11007

### 11008 14 Piece Combination Wrench Set, 12 Point, SAE, in Pouch

#### Contents Include:

Product Code	Size (Inches)	Product Code	Size (Inches)	Product Code	Size (Inches)
11208	1/4	11220	5/8	11232	1
11210	5/16	11222	11/16	11234	1 1/16
11212	3/8	11224	3/4		
11214	7/16	11226	13/16		
11216	1/2	11228	7/8		
11218	9/16	11230	15/16		



11008

### 11009 16 Piece Combination Wrench Set, 12 Point, SAE, in Pouch

#### Contents Include:

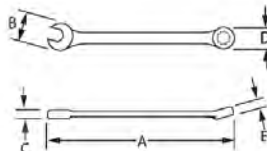
Product Code	Size (Inches)	Product Code	Size (Inches)	Product Code	Size (Inches)
11208	1/4	11220	5/8	11232	1
11210	5/16	11222	11/16	11234	1 1/16
11212	3/8	11224	3/4	11236	1 1/8
11214	7/16	11226	13/16	11240	1 1/4
11216	1/2	11228	7/8		
11218	9/16	11230	15/16		



11009

#### Features

- High polish chrome textured finish provides great feel and extra gripping power.
- 12 point box end provides easy socket engagement and maximum versatility.
- Recessed corners in box end provide extra turning power.
- Sets are packed in a pouch.






11610




11011



11013



11015



11017

WILLIAMS



## COMBINATION WRENCHES

High Polish Chrome Finish, 12 Point, Metric

Product Code	Size (MM)	Overall Length (Inches)	Open End Width (Inches)	Open End Thickness (Inches)	Box End Diameter (Inches)	Box End Thickness (Inches)
11606	6	5 1/8	9/16	5/32	7/16	7/32
11607	7	5 3/8	21/32	5/32	1/2	1/4
11608	8	5 3/4	23/32	3/16	17/32	9/32
11609	9	6 1/2	13/16	7/32	19/32	5/16
11610	10	6 3/4	7/8	7/32	5/8	5/16
11611	11	7 1/4	31/32	7/32	11/16	5/16
11612	12	7 3/4	1	7/32	3/4	11/32
11613	13	8 1/8	1 3/32	1/4	25/32	3/8
11614	14	8 3/4	1 7/32	1/4	7/8	3/8
11615	15	9 1/8	1 9/32	9/32	29/32	13/32
11616	16	9 1/2	1 11/32	9/32	31/32	7/16
11617	17	10 1/4	1 19/32	11/32	1 1/32	15/32
11618	18	10 1/2	1 9/16	11/32	1 3/32	1/2
11619	19	11	1 21/32	11/32	1 1/8	1/2
11620	20	11 3/8	1 11/16	3/8	1 27/32	9/16
11621	21	12	1 25/32	13/32	1 5/16	9/16
11622	22	12 1/2	1 7/8	3/8	1 9/32	9/16
11623	23	12 1/2	1 27/32	3/8	1 11/32	9/16
11624	24	13 1/4	2 1/32	19/32	1 13/32	5/8
11625	25	14	2 5/32	7/16	1 1/2	11/16
11626	26	14	2 3/32	7/16	1 1/2	11/16
11627	27	14 5/8	2 5/32	19/32	1 19/32	11/16
11629	29	16 1/4	2 5/16	1/2	1 21/32	3/4
11630	30	16 1/4	2 5/16	1/2	1 21/32	3/4
11632	32	17	2 17/32	9/16	1 3/4	3/4

Fed. Spec.: ANSI B107.6; SAE AS 954

### 11011 9 Piece Combination Wrench Set, 12 Point, Metric, in Pouch

Contents Include:

Product Code	Size (MM)	Product Code	Size (MM)	Product Code	Size (MM)
11606	6	11609	9	11612	12
11607	7	11610	10	11613	13
11608	8	11611	11	11614	14

### 11013 14 Piece Combination Wrench Set, 12 Point, Metric, in Pouch

Contents Include:

Product Code	Size (MM)	Product Code	Size (MM)	Product Code	Size (MM)
11606	6	11611	11	11616	16
11607	7	11612	12	11617	17
11608	8	11613	13	11618	18
11609	9	11614	14	11619	19
11610	10	11615	15		

### 11015 19 Piece Combination Wrench Set, 12 Point, Metric, in Pouch

Contents Include:

Product Code	Size (MM)	Product Code	Size (MM)	Product Code	Size (MM)
11606	6	11613	13	11620	20
11607	7	11614	14	11621	21
11608	8	11615	15	11622	22
11609	9	11616	16	11623	23
11610	10	11617	17	11624	24
11611	11	11618	18		
11612	12	11619	19		

### 11017 25 Piece Combination Wrench Set, 12 Point, Metric, in Pouch

Contents Include:

Product Code	Size (MM)	Product Code	Size (MM)	Product Code	Size (MM)
11606	6	11615	15	11623	23
11607	7	11616	16	11624	24
11608	8	11617	17	11625	25
11609	9	11618	18	11626	26
11610	10	11619	19	11627	27
11611	11	11620	20	11629	29
11612	12	11621	21	11630	30
11613	13	11622	22	11632	32
11614	14				

### Features

- High polish chrome textured finish provides great feel and extra gripping power.
- 12 point box end provides easy socket engagement and maximum versatility.
- Recessed corners in box end provide extra turning power.
- Sets are packed in pouch.

COMBINATION

WRENCHES





# COMBINATION WRENCHES

## Satin Chrome Finish, 12 Point, SAE

Product Code	Size (Inches)	A Overall Length (Inches)	B Open End Width (Inches)	C Open End Thick- ness (Inches)	D Box End Diameter (Inches)	E Box End Thickness (Inches)
11108	1/4	5 1/8	3/16	5/32	7/16	7/32
11110	3/16	5 3/4	23/32	3/16	17/32	9/32
11112	3/8	6 1/2	13/16	3/16	5/8	3/16
11114	7/16	7 1/4	31/32	7/32	11/16	3/16
11116	1/2	8 1/8	1 3/32	1/4	25/32	3/8
11118	9/16	8 3/4	1 7/32	1/4	7/8	3/8
11120	5/8	9 1/2	1 3/8	9/32	31/32	7/16
11122	11/16	10 1/4	1 1/2	11/32	1 1/16	15/32
11124	3/4	11	1 5/8	3/8	1 3/32	1/2
11126	13/16	12	1 29/32	13/32	1 1/16	9/16
11128	7/8	12 3/8	1 7/8	3/8	1 11/32	9/16
11130	15/16	13 1/4	2 1/32	19/32	1 19/32	5/8
11132	1	14	2 3/32	7/16	1 1/2	11/16
11134	1 1/16	14 5/8	2 5/32	15/32	1 19/32	11/16
11136	1 1/8	16 1/4	2 3/16	1/2	1 21/32	3/4
11140	1 1/4	17	2 17/32	9/16	1 3/4	3/4
11142	1 5/16	18 1/2	2 3/4	1/2	2	11/16
11144	1 3/8	18 1/2	2 3/4	1/2	2	11/16
11146	1 7/16	20	3	1/2	2 3/16	3/4
11148	1 1/2	20	3	1/2	2 3/16	3/4
11150	1 9/16	21 5/8	3 1/4	1/2	2 3/8	3/4
11152	1 5/8	21 5/8	3 1/4	1/2	2 3/8	3/4
11154	1 11/16	21 5/8	3 1/4	1/2	2 3/8	3/4
11156	1 3/4	24	3 3/8	11/16	2 1/2	3/4
11158	1 13/16	24	3 3/8	11/16	2 1/2	3/4
11160	1 7/8	25 1/2	3 3/4	3/4	2 7/8	7/8
11164	2	25 1/2	3 3/4	3/4	2 7/8	7/8

Fed. Spec.: ANSI B107.6; SAE AS 954

### Combination Wrenches Set Contents Include:

Product Code	Size (Inches)	11002 9 Piece Set in Pouch	11004 11 Piece Set in Pouch	11005 14 Piece Set in Pouch	11006 16 Piece Set in Pouch	11019* 11 Piece Set
11108	1/4	X		X	X	
11110	3/16	X		X	X	
11112	3/8	X	X	X	X	
11114	7/16	X	X	X	X	
11116	1/2	X	X	X	X	
11118	9/16	X	X	X	X	
11120	5/8	X	X	X	X	
11122	11/16	X	X	X	X	
11124	3/4	X	X	X	X	
11126	13/16		X	X	X	
11128	7/8		X	X	X	
11130	15/16		X	X	X	
11132	1		X	X	X	
11134	1 1/16			X	X	
11136	1 1/8				X	
11140	1 1/4				X	
11142	1 5/16					X
11144	1 3/8					X
11146	1 7/16					X
11148	1 1/2					X
11150	1 9/16					X
11152	1 5/8					X
11154	1 11/16					X
11156	1 3/4					X
11158	1 13/16					X
11160	1 7/8					X
11164	2					X

\*NOT PICTURED



11116



11002



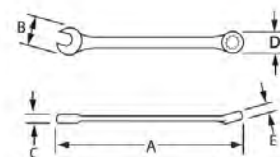
11004



11005



11006



COMBINATION

WRENCHES






## COMBINATION WRENCHES


Satin Chrome Finish, 12 Point, Metric




11510



11010



11012



11014



11016

Product Code	Size (MM)	A	B	C	D	E
		Overall Length (Inches)	Open End Width (Inches)	Open End Thickness (Inches)	Box End Diameter (Inches)	Box End Thickness (Inches)
11506	6	5 1/8	9/16	5/32	7/16	7/32
11507	7	5 3/8	21/32	5/32	1/2	1/4
11508	8	5 3/4	23/32	9/16	17/32	9/32
11509	9	6 1/2	13/16	7/32	19/32	5/16
11510	10	6 3/4	7/8	7/32	5/8	5/16
11511	11	7 1/4	31/32	7/32	11/16	5/16
11512	12	7 3/4	1	7/32	3/4	11/32
11513	13	8 1/8	1 3/32	1/4	25/32	3/8
11514	14	8 3/4	1 7/32	1/4	7/8	3/8
11515	15	9 1/8	1 9/32	9/32	29/32	13/32
11516	16	9 1/2	1 11/32	9/32	31/32	7/16
11517	17	10 1/4	1 15/32	11/32	1 1/32	15/32
11518	18	10 1/2	1 9/16	11/32	1 3/32	1/2
11519	19	11	1 21/32	11/32	1 1/8	1/2
11520	20	11 3/8	1 11/16	3/8	1 27/32	9/16
11521	21	12	1 25/32	13/32	1 5/16	9/16
11522	22	12 1/2	1 7/8	3/8	1 9/32	9/16
11523	23	12 1/2	1 27/32	3/8	1 11/32	9/16
11524	24	13 1/4	2 1/32	13/32	1 13/32	5/8
11525	25	14	2 5/32	7/16	1 1/2	11/16
11526	26	14	2 5/32	7/16	1 1/2	11/16
11527	27	14 5/8	2 5/32	19/32	1 19/32	11/16
11529	29	16 1/4	2 5/16	1/2	1 21/32	3/4
11530	30	16 1/4	2 5/16	1/2	1 21/32	3/4
11532	32	17	2 17/32	9/16	1 3/4	3/4
11533	33	18 1/2	2 3/4	1/2	2	11/16
11534	34	18 1/2	2 3/4	1/2	2	11/16
11535	35	18 1/2	2 3/4	1/2	2	11/16
11536	36	20	3	1/2	2 3/16	3/4
11538	38	20	3	1/2	2 3/16	3/4
11540	40	21 5/8	3 1/4	1/2	2 3/8	3/4
11541	41	21 5/8	3 1/4	1/2	2 3/8	3/4
11542	42	21 5/8	3 1/4	1/2	2 3/8	3/4
11543	43	21 5/8	3 1/4	1/2	2 3/8	3/4
11545	45	24	3 3/8	11/16	2 1/2	3/4
11546	46	24	3 3/8	11/16	2 1/2	3/4
11548	48	25 1/2	3 3/4	3/4	2 7/8	7/8
11550	50	25 1/2	3 3/4	3/4	2 7/8	7/8

Fed. Spec.: ANSI B107.6; SAE AS 954

### Combination Wrenches Set

Contents Include:

Product Code	Size (MM)	11010 9 Piece Set in Pouch	11012 14 Piece Set in Pouch	11014 19 Piece Set in Pouch	11016 25 Piece Set in Pouch	11018* 13 Piece Set
11506	6	X	X	X	X	
11507	7	X	X	X	X	
11508	8	X	X	X	X	
11509	9	X	X	X	X	
11510	10	X	X	X	X	
11511	11	X	X	X	X	
11512	12	X	X	X	X	
11513	13	X	X	X	X	
11514	14	X	X	X	X	
11515	15		X	X	X	
11516	16		X	X	X	
11517	17		X	X	X	
11518	18		X	X	X	
11519	19		X	X	X	
11520	20			X	X	
11521	21			X	X	
11522	22			X	X	
11523	23			X	X	
11524	24			X	X	
11525	25				X	
11526	26				X	
11527	27				X	
11529	29				X	
11530	30				X	
11532	32				X	
11533	33					X
11534	34					X
11535	35					X
11536	36					X
11538	38					X
11540	40					X
11541	41					X
11542	42					X
11543	43					X
11545	45					X
11546	46					X
11548	48					X
11550	50					X

\*NOT PICTURED

COMBINATION

WRENCHES

**OFFSET COMBINATION WRENCHES**

**High Polish Chrome Finish, 12 Point Offset Box End, SAE**

Product Code	Size (Inches)	A	B	C	D	E
		Overall Length (Inches)	Open End Width (Inches)	Open End Thickness (Inches)	Box End Diameter (Inches)	Box End Thickness (Inches)
11950	1/4	3 3/4	9/16	5/32	13/32	5/32
11951	5/16	4 1/2	11/16	3/16	1/2	7/32
11970	11/32	5	25/32	3/16	17/32	1/4
11952	3/8	5	25/32	3/16	9/16	1/4
11953	7/16	5 3/4	15/16	3/16	5/8	1/4
11954	1/2	6 3/4	1 1/8	7/32	23/32	5/16
11955	9/16	7 1/4	1 7/32	1/4	13/16	3/8
11956	5/8	8 1/8	1 3/8	1/4	29/32	3/8
11957	11/16	8 3/4	1 7/16	9/32	31/32	13/32
11958	3/4	9 5/8	1 5/8	5/16	1 1/16	15/32
11959	13/16	10 1/2	1 21/32	5/16	1 5/32	15/32
11960	7/8	10 1/2	1 7/8	11/32	1 9/32	1/2
11961	15/16	11 3/4	2 1/32	11/32	1 11/32	9/16
11962	1	13	2 5/32	11/32	1 7/16	19/32
11963	1 1/16	13	2 9/32	3/8	1 17/32	5/8
11964	1 1/8	14 1/2	2 13/32	3/8	1 19/32	11/16
11965	1 1/4	15 1/4	2 21/32	7/16	1 29/32	23/32
11966	1 5/16	16 1/4	2 13/16	15/32	1 7/8	25/32
11967	1 3/8	16 3/8	2 19/16	15/32	1 7/8	25/32
11968	1 7/16	17	3 1/16	9/16	2 1/8	7/8
11969	1 1/2	17	3 1/16	17/32	2 9/32	27/32



11954

**11990 9 Piece Offset Combination Wrench Set, 12 Point, SAE, in Pouch**

**Contents Include:**

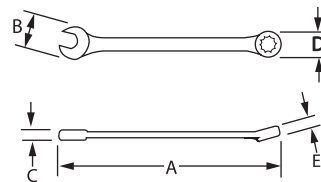
Product Code	Size (Inches)	Product Code	Size (Inches)	Product Code	Size (Inches)
11952	3/8	11955	9/16	11958	3/4
11953	7/16	11956	5/8	11959	13/16
11954	1/2	11957	11/16	11960	7/8

**Features**

- Unique 15° offset box end provides extra knuckle clearance.
- High-polished chrome finish cleans easily.
- 12 point box end provides maximum versatility.
- Recessed corners in box end provide extra turning power.
- Includes pouch



11990



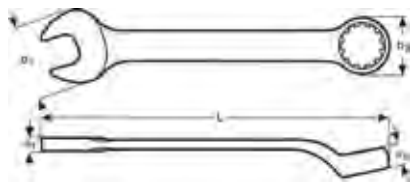




## OFFSET COMBINATION WRENCHES

Satin Chrome Finish, 12 Point, Metric

Product Code	Size (mm)	L Overall length	b1 Open End Width	a1 Open End Thickness	b2 Box End Diameter	a2 Box End Thickness
1952M-6	6	3 3/4	1/2	1/8	1/4	1/4
1952M-7	7	4	5/8	1/8	1/2	1/4
1952M-8	8	4 1/2	3/4	1/8	1/2	1/4
1952M-9	9	5	3/4	1/8	1/2	1/4
1952M-10	10	5 1/2	1	1/4	1/2	1/4
1952M-11	11	5 3/4	1	1/4	3/4	1/4
1952M-12	12	6	1	1/4	3/4	1/8
1952M-13	13	6 3/4	1 3/8	1/4	3/4	1/8
1952M-14	14	7 1/4	1 1/4	1/4	3/4	1/8
1952M-15	15	7 1/4	1 1/4	1/4	3/4	1/8
1952M-16	16	8	1 1/4	1/4	1	1/8
1952M-17	17	8 1/2	1 1/2	1/4	1	1/2
1952M-18	18	9	1 1/2	1/4	1	1/2
1952M-19	19	9 1/2	1 5/8	1/8	1	1/2
1952M-20	20	10 1/2	1 3/4	1/8	1	1/2
1952M-21	21	10 1/2	1 3/4	1/8	1 1/4	1/2
1952M-22	22	10 1/2	2	1/8	1 1/4	1/2
1952M-23	23	12	2	1/8	1 1/4	1/2
1952M-24	24	12	2	1/8	1 1/4	1/2
1952M-25	25	13	2	1/8	1 1/2	1/2
1952M-26	26	13	2	1/8	1 1/2	1/2
1952M-27	27	13	2 1/8	1/8	1 1/2	3/4
1952M-28	28	14 1/2	2 1/2	1/8	1 1/2	3/4
1952M-29	29	14 1/2	2 1/2	1/8	1 1/2	3/4
1952M-30	30	14 1/2	2 1/2	1/8	1 3/4	3/4
1952M-32	32	15 1/8	2 5/8	1/2	1 3/4	3/4
1952M-34	34	16 1/8	3	1/2	2	3/4
1952M-36	36	17	3	1/2	2	3/4
1952M-41	41	19 1/2	3 1/2	5/8	2 1/2	1
1952M-46	46	20 1/2	3 1/2	5/8	2 3/4	1
1952M-50	50	22	4	5/8	3	1
1952M-55	55	22 1/2	4 1/2	3/4	3 1/4	1 1/4
1952M-60	60	26	5	3/4	3 1/2	1 1/4
1952M-65	65	28	5 1/4	7/8	3 3/4	1 1/4
1952M-70	70	30	5 1/2	1	4 1/4	1 1/2
1952M-75	75	32	6	1	4 1/4	1 1/2
1952M-80	80	34	6 1/2	1 1/8	4 3/4	1 1/2



1952M-7T



1952M-14T



1952M-26T

### Features

- Open End 15° with a slimmer head for more accessibility.
- 12 point Dynamic-Drive Profile provides longer life for screws and nuts
- Box End 15° for knuckle clearance and better grip

### 1952M-7T 7 Piece Offset Combination Wrench Set, in Pouch Contents Include:

Product Code:	Sizes (mm)	Product Code:	Sizes (mm)	Product Code:	Sizes (mm)
1952M-8	8	1952M-10	10	1952M-13	13
1952M-14	14	1952M-17	17	1952M-19	19
1952M-22	22				

### 1952M-14T 14 Piece Offset Combination Wrench Set, in Pouch Contents Include:

Product Code:	Sizes (mm)	Product Code:	Sizes (mm)	Product Code:	Sizes (mm)
1952M-6	6	1952M-8	8	1952M-9	9
1952M-10	10	1952M-13	13	1952M-14	14
1952M-15	15	1952M-17	17	1952M-19	19
1952M-22	22	1952M-24	24	1952M-27	27
1952M-30	30	1952M-32	32		

### 1952M-26T 26 Piece Offset Combination Wrench Set, in Pouch Contents Include:

Product Code:	Sizes (mm)	Product Code:	Sizes (mm)	Product Code:	Sizes (mm)
1952M-6	6	1952M-7	7	1952M-8	8
1952M-9	9	1952M-10	10	1952M-11	11
1952M-12	12	1952M-13	13	1952M-14	14
1952M-15	15	1952M-16	16	1952M-17	17
1952M-18	18	1952M-19	19	1952M-20	20
1952M-21	21	1952M-22	22	1952M-23	23
1952M-24	24	1952M-25	25	1952M-26	26
1952M-27	27	1952M-28	28	1952M-29	29
1952M-30	30	1952M-32	32		

OFFSET COMBINATION

WRENCHES



## MINIATURE COMBINATION WRENCH

High Polished Chrome Finish, 6 & 12 Point, SAE

Product Code	Size (Inches)	Point	A	B	C	D	E
			Box End Diameter (Inches)	Open End Width (Inches)	Box End Thickness (Inches)	Open End Thickness (Inches)	Overall Length (Inches)
MIDS4A	1/8"	6	7/32	11/32	1/8	1/8	2 11/16
MIDS5A	5/32"	6	9/32	13/32	5/32	1/8	2 27/32
MIDS6A	3/16"	6	5/16	7/16	5/32	1/8	2 31/32
MID65A	13/64"	12	3/8	1/2	1/8	1/8	3 1/8
MID7A	7/32"	12	3/8	1/2	3/16	1/8	3 3/32
MID75A	15/64"	12	3/8	1/2	3/8	1/8	3 1/4
MID8A	1/4"	12	13/32	17/32	3/16	5/32	3 7/32
MID9A	9/32"	12	7/16	19/32	7/32	5/32	3 11/32
MID10A	5/16"	12	1/2	21/32	7/32	5/32	3 1/2
MID12A	3/8"	12	19/32	25/32	1/4	3/16	3 3/4
MID14A	7/16"	12	21/32	29/32	5/16	7/32	4 1/32

### WS-MID10 10 Piece Miniature Combination Wrench Set in Pouch Contents Include:

Product Code:	Sizes (mm)	Product Code:	Sizes (mm)	Product Code:	Sizes (mm)
MIDS5A	5/32"	MIDS6A	3/16"	MID65A	13/64"
MID7A	7/32"	MID75A	15/64"	MID8A	1/4"
MID9A	9/32"	MID10A	5/16"	MID12A	3/8"
MID14A	7/16"				



MIDS10A



WS-MID10

### Features

- Excellent wrench for fast turning of fasteners in limited clearance areas.
- Box and open end openings are identical size.
- High polish chrome textured finish provides great feel and wipes clean easily.

MINIATURE COMBINATION

WRENCHES



## SHORT COMBINATION WRENCH

High Polish Chrome Finish, 12 Point, Metric

Product Code	Size (Inches)	A	B	C	D	E
		Box End Diameter (Inches)	Open End Width (Inches)	Box End Thickness (Inches)	Open End Thickness (Inches)	Overall Length (Inches)
1208M	8	1/2	5/8	1/4	3/16	4 13/16
1209M	9	1/2	3/4	1/4	3/16	5
1210M	10	9/16	3/4	1/4	3/16	5 1/4
1211M	11	11/16	1	5/16	1/4	5 7/16
1212M	12	11/16	1	5/16	1/4	5 5/16
1213M	13	13/16	1	3/8	1/4	5 13/16
1214M	14	13/16	1 1/8	3/8	1/4	6
1215M	15	7/8	1 1/4	3/8	1/4	6 1/8
1216M	16	1	1 1/4	3/8	1/4	6 3/8
1217M	17	1	1 3/8	7/16	5/16	6 5/8
1218M	18	1 1/16	1 1/2	1	5/16	6 3/4
1219M	19	1 3/16	1 1/2	1	3/8	7

### MWS-MS-10 10 Piece Short Combination Wrench Set in Pouch Contents Include:

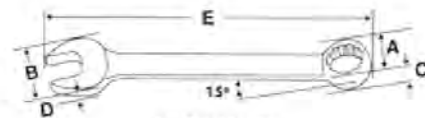
Product Code:	Sizes (mm)	Product Code:	Sizes (mm)	Product Code:	Sizes (mm)
1208M	8	1209M	9	1210M	10
1211M	11	1212M	12	1213M	13
1214M	14	1215M	15	1217M	17
1219M	19				



1210M



MWS-MS-10



A = Outside Dia.  
 B = Outside Dia.  
 C = Head Depth  
 D = Head Depth  
 E = Length

### Features

- Excellent wrench for fast turning of fasteners in limited clearance areas.
- Box and open end openings are identical size.
- High polish chrome textured finish provides great feel and wipes clean easily.





## STUBBY COMBINATION WRENCHES

High Polish Chrome Finish, 12 Point, SAE

Product Code	Size (Inches)	A	B	C	D	E
		Overall Length (Inches)	Open End Width (Inches)	Open End Thickness (Inches)	Box End Diameter (Inches)	Box End Thickness (Inches)
11310	5/16	3 9/16	1 1/16	5/32	1/2	7/16
11312	3/8	3 3/4	1 3/16	3/16	19/32	1/2
11314	7/16	3 15/16	1 5/16	7/32	21/32	9/16
11316	1/2	4 1/4	1 1/8	1/4	3/4	1 1/16
11318	9/16	4 1/2	1 3/16	9/32	27/32	3/4
11320	5/8	4 3/4	1 5/16	9/32	15/16	13/16
11322	1 1/16	5	1 7/16	5/16	1 1/32	7/8
11324	3/4	5 7/16	1 9/16	1 1/32	1 1/8	15/16



11316



11030

Fed. Spec.: ANSI B107.6

### 11030 7 Piece Stubby Combination Wrench Set, 12 Point, SAE, in Pouch

Contents Include:

Product Code	Size (Inches)	Product Code	Size (Inches)	Product Code	Size (Inches)
11312	3/8	11318	9/16	11324	3/4
11314	7/16	11320	5/8		
11316	1/2	11322	1 1/16		

#### Features

- Extra short handle for access where clearance is limited.
- High-polished chrome finish cleans easily.
- 12 point box end provides maximum versatility.
- Recessed corners in box end provide extra turning power.



## STUBBY COMBINATION WRENCHES

High Polish Chrome Finish, 12 Point, Metric

Product Code	Size (MM)	A	B	C	D	E
		Overall Length (Inches)	Open End Width (Inches)	Open End Thickness (Inches)	Box End Diameter (Inches)	Box End Thickness (Inches)
11708	8	3 1/2	1 1/16	5/32	1/2	7/16
11710	10	3 3/4	1 3/16	7/32	19/32	1/2
11711	11	3 15/16	1 5/16	7/32	21/32	9/16
11712	12	4 1/16	1	1/4	2 1/32	5/8
11713	13	4 1/4	1 1/16	1/4	25/32	1 1/16
11714	14	4 1/2	1 1/8	9/32	27/32	1 1/16
11715	15	4 5/8	1 1/4	9/32	29/32	3/4
11716	16	4 3/4	1 5/16	5/16	15/16	13/16
11717	17	5	1 3/8	5/16	1	7/8
11718	18	5 3/16	1 7/16	5/16	1 1/32	7/8
11719	19	5 7/16	1 9/16	5/16	1 1/8	15/16



11714



11032

Fed. Spec.: ANSI B107.9M

### 11032 7 Piece Stubby Combination Wrench Set, 12 Point, Metric, in Pouch

Contents Include:

Product Code	Size (MM)	Product Code	Size (MM)	Product Code	Size (MM)
11710	10	11714	14	11718	18
11712	12	11715	15		
11713	13	11717	17		

#### Features

- Extra short handle for access where clearance is limited.
- High-polished chrome finish cleans easily.
- 12 point box end provides maximum versatility.
- Recessed corners in box end provide extra turning power.





## 12 POINT, SEMI DEEP, SAE FLEX-HEAD COMBINATION WRENCHES

High Polish Chrome Finish

Product Code	Size (Inches)	A Overall Length (Inches)	B Open End Width (Inches)	C Open End Thickness (Inches)	D Socket Diameter (Inches)	E Hex Depth (Inches)
11900	3/8	7	15/16	7/32	9/16	1/2
11901	7/16	7	15/16	7/32	5/8	17/32
11902	1/2	8	1 15/16	1/4	25/32	19/32
11903	9/16	8 3/4	1 9/32	1/4	13/16	21/32
11904	5/8	9 3/4	1 15/32	9/32	14/16	3/4
11905	11/16	9 3/4	1 15/32	9/32	15/16	3/4
11906	3/4	10 3/4	1 19/32	1/4	1	25/32

### 11940 7 Piece Flex-Head Combination Wrench Set, 12 Point, SAE, in Pouch

Contents Include:

Product Code	Size (Inches)	Product Code	Size (Inches)	Product Code	Size (Inches)
11900	3/8	11903	9/16	11906	3/4
11901	7/16	11904	5/8		
11902	1/2	11905	11/16		



11900

11940



## 12 POINT, SEMI DEEP, SAE DOUBLE FLEX-HEAD WRENCHES

High Polish Chrome Finish

Product Code	Size (Inches)	A Overall Length (Inches)	B Socket Diameter (Inches)	C Hex Depth (Inches)	D Socket Diameter (Inches)	E Hex Depth (Inches)
12601	3/8 x 7/16	7 13/16	9/16	15/32	5/8	17/32
12603	1/2 x 9/16	9 3/4	23/32	5/8	13/16	21/32
12605	5/8 x 11/16	10	27/32	23/32	15/16	3/4
12607	3/4 x 7/8	12	1	3/4	1 5/32	29/32

### 12691 4 Piece Double Flex-Head Wrench Set, 12 Point, SAE, in Pouch

Contents Include:

Product Code	Size (Inches)	Product Code	Size (Inches)
12601	3/8 x 7/16	12605	5/8 x 11/16
12603	1/2 x 9/16	12607	3/4 x 7/8

#### Features

- Unique semi-deep socket end provides extra bolt clearance.
- High-polished chrome finish cleans easily.
- 12 point socket end provides maximum versatility.
- Recessed corners in socket end provide extra turning power.



12607

12691

FLEX-HEAD

WRENCHES



## DOUBLE FLEX-HEAD WRENCHES

Satin Chrome Finish, 12 point, Metric

Product Code	Size (MM)	Overall Length (Inches)	D1 Socket Diameter	D2 Socket Diameter
Satin Chrome Finish				
4040M-8-9	8x9	7	1/2	1/2
4040M-10-11	10x11	8	1/2	5/8
4040M-12-13	12x13	9	5/8	3/4
4040M-14-15	14x15	10	3/4	3/4
4040M-16-17	16x17	10	7/8	7/8
4040M-18-19	18x19	12	1	1

### 4040M/6T 6 Piece Flex Head Wrench, 12 Point, Metric

Contents Include:

Product Code	Size (MM)	Product Code	Size (MM)	Product Code	Size (MM)
4040M-8-9	8x9	4040M-10-11	10x11	4040M-12-13	12x13
4040M-14-15	14x15	4040M-16-17	16x17	4040M-18-19	18x19



4040M/6T

#### Features

- 12 point Dynamic-Drive Profile provides longer life for screws and nuts.
- Both heads swivel 180°.





1216RCF



WS-1168RCF



1213MRCF



MWS-12RCF



## FLEX-HEAD REVERSIBLE RATCHETING COMBINATION WRENCHES

High Polish Chrome Finish, 12 Point, SAE

Product Code	Size (Inches)	A Overall Length (Inches)	B Open End Width (Inches)	C Open End Thickness (Inches)	D Box End Diameter (Inches)	E Box End Thickness (Inches)
1210RCF	5/16	5 1/2	23/32	5/32	23/32	1/4
1212RCF	3/8	6 5/16	29/32	7/32	7/8	5/16
1214RCF	7/16	6 11/16	31/32	7/32	29/32	11/32
1216RCF	1/2	7 1/4	1 1/32	1/4	1	13/32
1218RCF	9/16	7 19/32	1 3/16	1/4	1 3/32	13/32
1220RCF	5/8	8 19/32	1 3/8	9/32	1 1/4	7/16
1222RCF	11/16	9	1 19/32	9/32	1 9/32	1/2
1224RCF	3/4	10	1 9/16	11/32	1 15/32	1/2

### WS-1168RCF 8 Piece Reversible Flex-Head Ratcheting Combination Wrench Set, SAE, in Plastic Tray

Contents Include:

Product Code	Size (Inches)	Product Code	Size (Inches)	Product Code	Size (Inches)
1210RCF	5/16	1216RCF	1/2	1222RCF	11/16
1212RCF	3/8	1218RCF	9/16	1224RCF	3/4
1214RCF	7/16	1220RCF	5/8		

#### Features

- Flex-Head pivots 90° in either direction for access in tight areas.
- Fine tooth design with dual-pawl mechanism for extra strength.
- High-polished chrome finish cleans easily.
- Ratchet lever is easily accessible for quick direction changes.
- Recessed corners in ends provide extra turning power.



## FLEX-HEAD REVERSIBLE RATCHETING COMBINATION WRENCHES

High Polish Chrome Finish, 12 Point, Metric

Product Code	Size (MM)	A Overall Length (Inches)	B Open End Width (Inches)	C Open End Thickness (Inches)	D Box End Diameter (Inches)	E Box End Thickness (Inches)
1208MRCF	8	5 9/16	23/32	5/32	23/32	9/32
1209MRCF	9	6	19/16	5/32	25/32	5/16
1210MRCF	10	6 9/16	29/32	7/32	27/32	5/16
1211MRCF	11	6 3/4	31/32	7/32	29/32	11/32
1212MRCF	12	7	1 1/32	7/32	31/32	3/8
1213MRCF	13	7 11/16	1 1/16	1/4	1	13/32
1214MRCF	14	7 19/32	1 9/16	1/4	1 3/32	13/32
1215MRCF	15	8	1 1/4	9/32	1 5/32	7/16
1216MRCF	16	8 5/16	1 3/8	9/32	1 7/32	7/16
1217MRCF	17	9	1 19/32	9/32	1 9/32	1/2
1218MRCF	18	9 1/2	1 9/16	5/16	1 3/8	1/2
1219MRCF	19	10	1 9/16	11/32	1 15/32	17/32

### MWS-12RCF 12 Piece Reversible Flex-Head Ratcheting Combination Wrench Set, Metric, in Plastic Tray

Contents Include:

Product Code	Size (MM)	Product Code	Size (MM)	Product Code	Size (MM)
1208MRCF	8	1212MRCF	12	1216MRCF	16
1209MRCF	9	1213MRCF	13	1217MRCF	17
1210MRCF	10	1214MRCF	14	1218MRCF	18
1211MRCF	11	1215MRCF	15	1219MRCF	19

#### Features

- Flex-Head pivots 90° in either direction for access in tight areas.
- Fine tooth design with dual-pawl mechanism for extra strength.
- High-polished chrome finish cleans easily.
- Ratchet lever is easily accessible for quick direction changes.
- Recessed corners in ends provide extra turning power.



## REVERSIBLE RATCHETING COMBINATION WRENCHES

High Polish Chrome Finish, 12 Point, SAE

Product Code	Size (Inches)	A	B	C	D	E
		Overall Length (Inches)	Open End Width (Inches)	Open End Thickness (Inches)	Box End Diameter (Inches)	Box End Thickness (Inches)
1208RC	1/4	4 1/2	2 1/32	5/32	2 1/32	9/32
1210RC	5/16	5 1/4	2 3/32	5/32	2 3/32	9/32
1212RC	3/8	6 1/4	7/8	9/16	7/8	9/16
1214RC	7/16	6 5/8	1 5/16	7/32	2 9/32	1 1/32
1216RC	1/2	7	1 1/32	1/4	1	1 3/32
1218RC	9/16	7 3/8	1 3/16	1/4	1 3/32	1 3/32
1220RC	5/8	8 7/32	1 11/32	9/32	1 7/32	7/16
1222RC	1 1/16	9	1 7/16	9/32	1 11/16	1/2
1224RC	3/4	9 3/4	1 17/32	1 1/32	1 15/32	1 7/32
1226RC	13/16	10 1/2	1 23/32	3/8	1 9/16	1 7/32
1228RC	7/8	11 13/32	1 7/8	1 1/32	1 21/32	1 9/32
1230RC	1 5/16	12	1 31/32	1 5/32	1 27/32	5/8
1232RC	1	13	2 3/32	1 5/32	1 7/8	5/8



1226RC

### WS-1168RC 8 Piece Reversible Ratcheting Combination Wrench Set, SAE, in Plastic Tray

Contents Include:

Product Code	Size (Inches)	Product Code	Size (Inches)	Product Code	Size (Inches)
1210RC	5/16	1216RC	1/2	1222RC	1 1/16
1212RC	3/8	1218RC	9/16	1224RC	3/4
1214RC	7/16	1220RC	5/8		



WS-1168RC

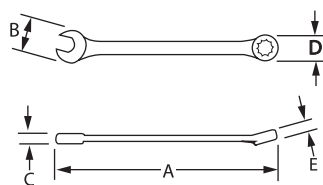
### WS-1164RC 4 Piece Reversible Ratcheting Combination Wrench Set, SAE, in Plastic Tray

Contents Include:

Product Code	Size (Inches)	Product Code	Size (Inches)
1226RC	1 3/16	1230RC	1 5/16
1228RC	7/8	1232RC	1

#### Features

- High-polished chrome finish cleans easily.
- Ratchet lever is easily accessible for quick direction changes.
- Recessed corners in ends provide extra turning power.



WS-1164RC

RATCHETING COMBINATION

WRENCHES







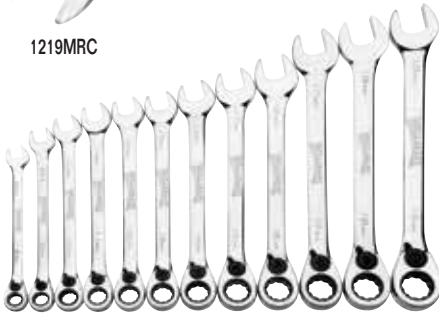
## REVERSIBLE RATCHETING COMBINATION WRENCHES

High Polish Chrome Finish, 12 Point, Metric

Product Code	Size (MM)	A	B	C	D	E
		Overall Length (Inches)	Open End Width (Inches)	Open End Thickness (Inches)	Box End Diameter (Inches)	Box End Thickness (Inches)
1206MRC	6	4 1/2	2 1/32	5/32	2 1/32	1/4
1208MRC	8	5 1/4	2 3/32	3/16	2 3/32	9/32
1209MRC	9	5 7/8	1 9/16	5/32	2 9/32	5/16
1210MRC	10	6 1/4	7/8	7/32	7/8	1 1/32
1211MRC	11	6 5/8	1 9/16	7/32	2 9/32	1 1/32
1212MRC	12	6 1 1/16	1	7/32	3 1/32	3/8
1213MRC	13	7	1 1/32	1/4	1	13/32
1214MRC	14	7 3/8	1 3/16	1/4	1 3/32	1 1/32
1215MRC	15	7 3/4	1 1/4	9/32	1 5/32	7/16
1216MRC	16	8 3/16	1 1 1/32	9/32	1 7/32	7/16
1217MRC	17	9	1 7/16	9/32	1 9/32	1/2
1218MRC	18	9 3/8	1 17/32	5/16	1 3/8	1 5/32
1219MRC	19	9 3/4	1 17/32	1 1/32	1 7/16	1 1/32
1221MRC	21	10 3/4	1 23/32	3/8	1 9/16	9/16
1222MRC	22	11 1/4	1 27/32	3/8	1 2 1/32	1 19/32
1224MRC	24	12	1 3 1/32	1 15/32	1 27/32	5/8
1225MRC	25	12 3 1/32	2 3/32	1 15/32	1 7/8	5/8



1219MRC



MWS-12RC



MWS-4RC

### MWS-12RC 12 Piece Reversible Ratcheting Combination Wrench Set, Metric, in Plastic Tray

Contents Include:

Product Code	Size (MM)	Product Code	Size (MM)	Product Code	Size (MM)
1208MRC	8	1212MRC	12	1216MRC	16
1209MRC	9	1213MRC	13	1217MRC	17
1210MRC	10	1214MRC	14	1218MRC	18
1211MRC	11	1215MRC	15	1219MRC	19

### MWS-4RC 4 Piece Reversible Ratcheting Combination Wrench Set, Metric, in Pouch

Contents Include:

Product Code	Size (MM)	Product Code	Size (MM)
1221MRC	21	1224MRC	24
1222MRC	22	1225MRC	25

#### Features

- High-polished chrome finish cleans easily.
- Ratchet lever is easily accessible for quick direction changes.
- Recessed corners in ends provide extra turning power.



## 4 PIECE RATCHETING ADAPTOR SET

Product Code	Description
WS-4RWA	4 Piece Ratcheting Adaptor Set

Contents Include:

Description	Description
1/4" Drive male Adaptor	3/8" Drive Male Adaptor
1/4" Hex Shank Coupler	1/2" Drive Male Adaptor

#### Features

- Converts a ratcheting wrench into a ratchet.
- To be used with Ratcheting Combination Wrenches
- Allows the use of hex bits, 1/4", 3/8", 1/2" Drive Sockets
- Adaptor locks into the wrench by twisting the top cap.
- Push-button socket release



WS-4RWA


RATCHETING COMBINATION

WRENCHES

**COMBINATION RATCHETING WRENCHES**

**High Polish Chrome Finish, 12 Point, SAE**

Product Code	Size (Inches)	A	B	C	D	E
		Overall Length (Inches)	Open End Width (Inches)	Open End Thickness (Inches)	Box End Diameter (Inches)	Box End Thickness (Inches)
1208NRC	1/4"	5 1/3	3/4	1/4	3/4	1/4
1210NRC	5/16"	5 1/3	3/4	1/4	3/4	1/4
1212NRC	3/8"	6 1/3	3/4	1/4	3/4	1/4
1214NRC	7/16"	6 1/2	1	1/4	3/4	1/4
1216NRC	1/2"	7	1	1/4	1	1/4
1218NRC	9/16"	7 1/2	1 1/4	1/3	1	1/4
1220NRC	5/8"	8 1/2	1 9/16	1/3	1 1/4	3/8
1222NRC	11/16"	9	1 1/2	1/3	1 5/16	3/8
1224NRC	3/4"	10	1 1/2	5/8	1 9/16	3/8
1226NRC	13/16"	11 1/4	1 3/4	5/8	1 5/8	1/2
1228NRC	7/8"	11 1/4	1 3/4	5/8	1 5/8	1/2
1230NRC	15/16"	13	2	5/8	1 3/4	1/2
1232NRC	1"	13	2	5/8	1 3/4	1/2
1234NRC	1 1/16"	14	2 1/8	1/2	2	1/2
1236NRC	1 1/8"	16 3/4	2 1/2	1/2	2 5/16	5/8
1238NRC	1 1/4"	16 3/4	2 1/2	1/2	2 5/16	5/8



**Features**

- 72-tooth gear requires only 5° of ratcheting arc to engage next gear
- High polish satin-chrome finish cleans easily & protects against corrosion
- Thin profile is perfect for tight clearances where accessibility is critical
- 12-point ratcheting box end allows for superior fastener engagement

**WS-1120NRC 9 Piece Combination Wrench, in Pouch**

**Contents Include:**

Product Code	Size (Inches)	Product Code	Size (Inches)
1208NRC	1/4"	1218NRC	9/16"
1210NRC	5/16"	1220NRC	5/8"
1212NRC	3/8"	1222NRC	11/16"
1214NRC	7/16"	1224NRC	3/4"
1216NRC	1/2"		



WS-1120NRC

**WS-1121NRC 11 Piece Combination Wrench, in Pouch**

**Contents Include:**

Product Code	Size (Inches)	Product Code	Size (Inches)	Product Code	Size (Inches)
1212NRC	3/8"	1220NRC	5/8"	1228NRC	7/8"
1214NRC	7/16"	1222NRC	11/16"	1230NRC	15/16"
1216NRC	1/2"	1224NRC	3/4"	1232NRC	1"
1218NRC	9/16"	1226NRC	13/16"		



WS-1121NRC


**WS-1122NRC 16 Piece Combination Wrench, in Pouch**

**Contents Include:**

Product Code	Size (Inches)	Product Code	Size (Inches)	Product Code	Size (Inches)
1208NRC	1/4"	1220NRC	5/8"	1232NRC	1"
1210NRC	5/16"	1222NRC	11/16"	1234NRC	1 1/16"
1212NRC	3/8"	1224NRC	3/4"	1236NRC	1 1/8"
1214NRC	7/16"	1226NRC	13/16"	1238NRC	1 1/4"
1216NRC	1/2"	1228NRC	7/8"		
1218NRC	9/16"	1230NRC	15/16"		



WS-1122NRC



1206MNRC

## COMBINATION RATCHETING WRENCHES

### High Polish Chrome Finish, 12 Point, MM

Product Code	Size (Inches)	A	B	C	D	E
		Overall Length (Inches)	Open End Width (Inches)	Open End Thickness (Inches)	Box End Diameter (Inches)	Box End Thickness (Inches)
1206MNRC	6	5 3/8	3/4	1/4	1/4	1/4
1207MNRC	7	5 3/8	3/4	1/4	1/4	1/4
1208MNRC	8	5 3/8	3/4	1/4	1/4	1/4
1209MNRC	9	5 3/8	3/4	1/4	1/4	1/4
1210MNRC	10	6 1/2	7/8	1/4	7/8	1/4
1211MNRC	11	6 3/8	1	1/4	7/8	3/8
1212MNRC	12	6 7/8	1	1/4	1	3/8
1213MNRC	13	7 1/8	1	1/4	1	3/8
1214MNRC	14	7 5/8	1 1/4	3/8	1	3/8
1215MNRC	15	7 7/8	1 1/2	3/8	1	3/8
1216MNRC	16	8 1/2	1 1/2	3/8	1 1/4	3/8
1217MNRC	17	9 1/8	1 1/2	3/8	1 1/4	3/8
1218MNRC	18	9 3/8	1 1/2	3/8	1 1/4	1/2
1219MNRC	19	9 7/8	1 3/8	3/8	1 1/4	1/2
1220MNRC	20	11	1 7/8	3/8	1 5/8	1/2
1221MNRC	21	11	1 7/8	3/8	1 5/8	1/2
1222MNRC	22	11	1 7/8	3/8	1 5/8	1/2
1223MNRC	23	11	1 7/8	3/8	1 5/8	1/2
1224MNRC	24	12 3/4	2	3/8	1 7/8	1/2
1225MNRC	25	12 3/4	2	3/8	1 7/8	1/2
1226MNRC	26	12 3/4	2	3/8	1 7/8	1/2
1227MNRC	27	14 1/8	2 1/8	1/2	2	1/2
1228MNRC	28	14 1/8	2 1/8	1/2	2	1/2
1230MNRC	30	16 3/4	2 1/2	1/2	2 3/8	5/8
1232MNRC	32	16 3/4	2 1/2	1/2	2 3/8	5/8



MWS-1123NRC

#### Features

- 72-tooth gear requires only 5° of ratcheting arc to engage next gear
- High polish satin-chrome finish cleans easily & protects against corrosion
- Thin profile is perfect for tight clearances where accessibility is critical
- 12-point ratcheting box end allows for superior fastener engagement

#### MWS-1123NRC 9 Piece Combination Wrench, in Pouch

##### Contents Include:

Product Code	Size (MM)	Product Code	Size (MM)	Product Code	Size (MM)
1206MNRC	6	1209MNRC	9	1212MNRC	12
1207MNRC	7	1210MNRC	10	1213MNRC	13
1208MNRC	8	1211MNRC	11	1214MNRC	14



MWS-1124NRC

#### MWS-1124NRC 14 Piece Combination Wrench, in Pouch

##### Contents Include:

Product Code	Size (MM)	Product Code	Size (MM)	Product Code	Size (MM)	Product Code	Size (MM)
1206MNRC	6	1210MNRC	10	1214MNRC	14	1218MNRC	18
1207MNRC	7	1211MNRC	11	1215MNRC	15	1219MNRC	19
1208MNRC	8	1212MNRC	12	1216MNRC	16		
1209MNRC	9	1213MNRC	13	1217MNRC	17		



MWS-1125NRC

#### MWS-1125NRC 19 Piece Combination Wrench, in Pouch

##### Contents Include:

Product Code	Size (MM)	Product Code	Size (MM)	Product Code	Size (MM)	Product Code	Size (MM)
1206MNRC	6	1211MNRC	11	1216MNRC	16	1221MNRC	21
1207MNRC	7	1212MNRC	12	1217MNRC	17	1222MNRC	22
1208MNRC	8	1213MNRC	13	1218MNRC	18	1223MNRC	23
1209MNRC	9	1214MNRC	14	1219MNRC	19	1224MNRC	24
1210MNRC	10	1215MNRC	15	1220MNRC	20		



MWS-1126NRC

#### MWS-1126NRC 25 Piece Combination Wrench, in Pouch

##### Contents Include:

Product Code	Size (MM)	Product Code	Size (MM)	Product Code	Size (MM)	Product Code	Size (MM)	Product Code	Size (MM)
1206MNRC	6	1211MNRC	11	1216MNRC	16	1221MNRC	21	1226MNRC	26
1207MNRC	7	1212MNRC	12	1217MNRC	17	1222MNRC	22	1227MNRC	27
1208MNRC	8	1213MNRC	13	1218MNRC	18	1223MNRC	23	1228MNRC	28
1209MNRC	9	1214MNRC	14	1219MNRC	19	1224MNRC	24	1230MNRC	30
1210MNRC	10	1215MNRC	15	1220MNRC	20	1225MNRC	25	1232MNRC	32

RATCHETING COMBINATION

WRENCHES



## STUBBY REVERSIBLE RATCHETING COMBINATION WRENCHES

High Polish Chrome Finish, 12 Point, SAE

Product Code	Size (Inches)	A Overall Length (Inches)	B Open End Width (Inches)	C Open End Thickness (Inches)	D Box End Diameter (Inches)	E Box End Thickness (Inches)
1210RCS	5/16	3 1/2	23/64	5/32	23/64	9/32
1212RCS	3/8	3 29/32	7/8	9/16	7/8	11/32
1214RCS	7/16	4	31/32	7/32	7/8	11/32
1216RCS	1/2	4 1/2	1 1/16	1/4	1	13/32
1218RCS	9/16	4 11/16	1 3/16	1/4	1 3/32	13/32
1220RCS	5/8	5	1 11/32	9/32	1 7/32	15/32
1222RCS	11/16	5 1/4	1 1/2	9/32	1 5/16	1/2
1224RCS	3/4	5 1/2	1 19/32	11/32	1 15/32	17/32

### WS-1168RCS 8 Piece Reversible Stubby Ratcheting Combination Wrench Set, SAE, in Plastic Tray

Contents Include:

Product Code	Size (Inches)	Product Code	Size (Inches)	Product Code	Size (Inches)
1210RCS	5/16	1216RCS	1/2	1222RCS	11/16
1212RCS	3/8	1218RCS	9/16	1224RCS	3/4
1214RCS	7/16	1220RCS	5/8		

#### Features

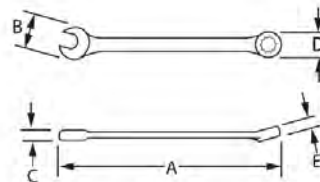
- Fine tooth design with dual-pawl mechanism for extra strength.
- High-polished chrome finish cleans easily.
- Ratchet lever is easily accessible for quick direction changes.
- Recessed corners in ends provide extra turning power.



1216RCS



WS-1168RCS



## STUBBY REVERSIBLE RATCHETING COMBINATION WRENCHES

High Polish Chrome Finish, 12 Point, Metric

Product Code	Size (MM)	A Overall Length (Inches)	B Open End Width (Inches)	C Open End Thickness (Inches)	D Box End Diameter (Inches)	E Box End Thickness (Inches)
1208MRCS	8	3 1/2	23/32	5/32	23/32	9/32
1209MRCS	9	3 3/4	13/16	9/32	3/4	9/16
1210MRCS	10	3 27/32	7/8	9/16	7/8	11/32
1211MRCS	11	4 1/8	31/32	7/32	29/32	11/32
1212MRCS	12	4 1/4	1	7/32	15/16	3/8
1213MRCS	13	4 1/2	1	1/4	1	13/32
1214MRCS	14	4 11/16	1 5/32	1/4	1 3/32	13/32
1215MRCS	15	4 29/32	1 1/4	9/32	1 5/32	7/16
1216MRCS	16	5	1 3/8	9/32	1 1/4	15/32
1217MRCS	17	5 5/32	1 7/16	9/32	1 9/32	1/2
1218MRCS	18	5 1/4	1 1/2	9/16	1 3/8	1/2
1219MRCS	19	5 1/2	1 9/16	11/32	1 15/32	17/32

### MWS-12RCS 12 Piece Reversible Stubby Ratcheting Combination Wrench Set, Metric, in Plastic Tray

Contents Include:

Product Code	Size (MM)	Product Code	Size (MM)	Product Code	Size (MM)
1208MRCS	8	1212MRCS	12	1216MRCS	16
1209MRCS	9	1213MRCS	13	1217MRCS	17
1210MRCS	10	1214MRCS	14	1218MRCS	18
1211MRCS	11	1215MRCS	15	1219MRCS	19

#### Features

- Fine tooth design with dual-pawl mechanism for extra strength.
- High-polished chrome finish cleans easily.
- Ratchet lever is easily accessible for quick direction changes.
- Recessed corners in ends provide extra turning power.



1213MRCS



MWS-12RCS

RATCHETING COMBINATION

WRENCHES







## DOUBLE HEAD OPEN END WRENCHES

Chrome Satin Finish, SAE



1037



WS-1705A



WS-1710A

Product Code	Size (Inches)	A	B	C	D	E
		Overall Length (Inches)	Open End Width (Inches)	Open End Thickness (Inches)	Open End Width (Inches)	Open End Thickness (Inches)
1020	1/4 x 5/16	4 1/16	9/16	5/32	11/16	3/16
1721	5/16 x 3/8	4 11/16	11/16	5/32	13/16	3/16
1723	3/8 x 7/16	5 5/16	13/16	3/16	15/16	7/32
1725	7/16 x 1/2	5 31/32	3/32	7/32	1 1/16	1/4
1725B	1/2 x 9/16	6 19/32	1 1/16	1/4	1 3/16	9/32
1727	9/16 x 5/8	7 9/32	1 3/16	9/32	1 5/16	9/32
1027B	5/8 x 11/16	7 31/32	1 9/16	5/16	1 7/16	5/16
1729	3/8 x 3/4	8 9/32	1 9/16	9/32	1 9/16	11/32
1729B	11/16 x 3/4	8 21/32	1 7/16	5/16	1 9/16	11/32
1731	3/4 x 13/16	9 11/32	1 9/16	11/32	1 11/16	3/8
1731A	3/4 x 7/8	9 11/16	1 19/32	11/32	1 27/32	3/8
1731B	19/16 x 7/8	10 1/32	1 11/16	3/8	1 13/16	3/8
1033A	7/8 x 15/16	10 3/4	1 13/16	3/8	1 15/16	13/32
1033C	15/16 x 1	11 1/2	1 15/16	13/32	2 1/32	13/32
1037	1 1/16 x 1 1/4	12 15/16	2 3/16	7/16	2 17/32	1/2
1037B	1 1/8 x 1 3/16	13 23/32	2 5/16	15/32	2 7/16	15/32
1038	1 1/4 x 1 5/16	15 9/32	2 9/16	1/2	2 11/16	17/32
1038A	1 3/8 x 1 7/16	16 7/8	2 13/16	17/32	2 15/16	17/32
1039B	1 1/2 x 1 5/8	18 29/32	3 1/16	9/16	3 5/16	19/32

Fed. Spec. ANSI B107.6

### WS-1705A 5 Piece Double Head Open End Wrench Set, SAE, in Pouch

#### Contents Include:

Product Code	Size (Inches)	Product Code	Size (Inches)	Product Code	Size (Inches)
1723	3/8 x 7/16	1727	9/16 x 5/8	1731B	13/16 x 7/8
1725B	1/2 x 9/16	1729B	11/16 x 3/4		

### WS-1710A 10 Piece Double Head Open End Wrench Set, SAE, in Pouch

#### Contents Include:

Product Code	Size (Inches)	Product Code	Size (Inches)	Product Code	Size (Inches)
1020	1/4 x 5/16	1727	9/16 x 5/8	1037	1 1/16 x 1 1/4
1723	3/8 x 7/16	1729B	11/16 x 3/4	1037B	1 1/8 x 1 3/16
1725	7/16 x 1/2	1731B	13/16 x 7/8		
1725B	1/2 x 9/16	1033C	15/16 x 1		

#### Features

- Two openings in each wrench with 45° chamfer on wrench ends allow easy placement of wrench on the fastener.
- Continuous arc design minimizes spreading and is stronger than "V" design.
- Satin chrome finish provides good grip and cleans easily.



DOUBLE OPEN END

WRENCHES



## 15°-60° DOUBLE OPEN END ANGLE-HEAD WRENCHES

Chrome Satin Finish, SAE

Product Code	Size (Inches)	A Head Diameter	B Head Thickness	C Overall Length (Inches)
3712	3/8	25/32	7/32	4 3/4
3714	7/16	7/8	7/32	5
3716	1/2	1	7/32	5 1/2
3718	9/16	1 1/8	1/4	6
3720	5/8	1 3/16	9/32	6 1/4
3722	11/16	1 5/16	9/32	7
3724	3/4	1 7/16	9/32	7 1/4
3726	13/16	1 19/32	9/32	7 1/2
3728	7/8	1 21/32	9/32	8 1/4
3730	15/16	1 25/32	5/16	9 1/16
3732	1	1 15/16	5/16	9 3/4
3734	1 1/16	2 1/16	5/16	10
3736	1 1/8	2 1/4	5/16	11
3740	1 1/4	2 3/8	11/32	11 1/2
3744	1 3/8	2 11/16	13/32	12 1/2
3746	1 7/16	2 11/16	13/32	12 1/2
3748	1 1/2	2 11/16	13/32	12 1/2
3752	1 5/8	3 13/64	15/32	15 3/4
3754	1 11/16	3 11/32	1/2	16 1/2
3756	1 3/4	3 7/16	17/32	17
3758	1 13/16	3 9/16	17/32	17 3/4
3760	1 7/8	3 11/16	9/16	18 1/2
3764	2	3 15/16	19/32	19 1/4

Fed. Spec. ANSI B107.39 Type 2 Class 3

### 3780 5 Piece Double Open End Wrench Set, SAE, in Pouch

Contents Include:

Product Code	Size (Inches)	Product Code	Size (Inches)
3712	3/8	3718	9/16
3714	7/16	3720	5/8
3716	1/2		

### 3782 10 Piece Double Open End Wrench Set, SAE, in Pouch

Contents Include:


Product Code	Size (Inches)	Product Code	Size (Inches)
3712	3/8	3722	11/16
3714	7/16	3724	3/4
3716	1/2	3726	13/16
3718	9/16	3728	7/8
3720	5/8	3732	1

#### Features

- Wrench heads are offset at 15° and 60° to the handle
- Both ends are the same size to permit the wrench to be used in four different positions
- 45° chamfer on wrench ends allow easy placement of wrench on the fastener
- Continuous arc design minimizes spreading and is stronger than "V" design
- Thin head is perfect for tight clearances
- Satin chrome finish provides good grip and cleans easily



3780



3782

DOUBLE OPEN END

WRENCHES





EWM-1618



MWS-26



MWS-31



OES-1011



WS-1605



## DOUBLE HEAD OPEN END WRENCHES

Chrome Satin Finish, Metric

Product Code	Size (MM)	A	B	C	D	E
		Overall Length (Inches)	Open End Width (Inches)	Open End Thickness (Inches)	Open End Width (Inches)	Open End Thickness (Inches)
EWM-0607	6 x 7	3 1/16	17/32	5/32	19/32	5/32
EWM-0708	7 x 8	43/16	19/32	5/32	11/16	3/16
EWM-0910	9 x 10	5	3/4	3/16	27/32	7/32
EWM-1011	10 x 11	5 3/8	27/32	7/32	15/16	7/32
EWM-1213	12 x 13	6 3/16	1	1/4	1 3/32	1/4
EWM-1415	14 x 15	7 1/32	1 1/32	9/32	1 1/4	9/32
EWM-1618	16 x 18	8 3/32	1 5/16	5/16	1 15/32	11/32
EWM-1719	17 x 19	8 17/32	1 13/32	5/16	1 9/16	11/32
EWM-2124	21 x 24	10 17/32	1 23/32	3/8	1 15/16	13/32
EWM-2224	22 x 24	10 3/4	1 13/16	3/8	1 5/16	13/32
EWM-2427	24 x 27	11 29/32	1 15/16	13/32	2 3/16	7/16
EWM-2730	27 x 30	13 5/16	2 3/16	7/16	2 7/16	15/32
EWM-3032	30 x 32	14 1/2	2 7/16	13/32	2 9/16	1/2

Fed. Spec. ANSI B107.9M

### MWS-26 6 Piece Double Head Open End Wrench Set, Metric, in Pouch

Contents Include:

Product Code	Size (MM)	Product Code	Size (MM)	Product Code	Size (MM)
EWM-0708	7 x 8	EWM-1213	12 x 13	EWM-1618	16 x 18
EWM-1011	10 x 11	EWM-1415	14 x 15	EWM-1719	17 x 19

### MWS-31 10 Piece Double Head Open End Wrench Set, Metric, in Pouch

Contents Include:

Product Code	Size (MM)	Product Code	Size (MM)	Product Code	Size (MM)
EWM-0607	6 x 7	EWM-1415	14 x 15	EWM-2427	24 x 27
EWM-0708	7 x 8	EWM-1618	16 x 18	EWM-2730	27 x 30
EWM-1011	10 x 11	EWM-1719	17 x 19		
EWM-1213	12 x 13	EWM-2124	21 x 24		

### Features

- Two openings in each wrench with 45° chamfer on wrench ends allow easy placement of wrench on the fastener.
- Continuous arc design minimizes spreading and is stronger than "V" design.
- Satin chrome finish provides good grip and cleans easily.



## SHORT DOUBLE HEAD OPEN END WRENCHES

Chrome Satin Finish, SAE

Product Code	Size (Inches)	A	B	C	D	E
		Overall Length (Inches)	Open End Width (Inches)	Open End Thickness (Inches)	Open End Width (Inches)	Open End Thickness (Inches)
OES-0607	3/16 x 7/32	2 27/32	13/32	1/8	15/32	1/8
OES-0809	1/4 x 9/32	3 9/32	1/2	1/8	9/16	1/8
OES-1011	5/16 x 11/32	3 7/16	5/8	5/32	11/16	1/8
OES-1214	3/8 x 7/16	3 3/4	3/4	5/32	29/32	1/8
OES-1618	1/2 x 9/16	4 11/32	1	3/16	1 1/8	3/16

Fed. Spec. ANSI B107.6

### WS-1605 5 Piece Short Double Head Open End Wrench Set, SAE, in Pouch

Contents Include:

Product Code	Size (Inches)	Product Code	Size (Inches)	Product Code	Size (Inches)
OES-0607	3/16 x 7/32	OES-1011	5/16 x 11/32	OES-1618	1/2 x 9/16
OES-0809	1/4 x 9/32	OES-1214	3/8 x 7/16		

### Features

- Two openings in each wrench with 45° chamfer on wrench ends allow easy placement of wrench on the fastener.
- Continuous arc design minimizes spreading and is stronger than "V" design.
- Satin chrome finish provides good grip and cleans easily.



DOUBLE OPEN END

WRENCHES



## MINIATURE 15° x 80° DOUBLE HEAD OPEN END WRENCHES

Satin Chrome Finish, SAE

Product Code	Size (Inches)	Overall Length (Inches)	Open End Width (Inches)	Open End Thickness (Inches)	Open End Width (Inches)	Open End Thickness (Inches)
1112A	3/16	3	1/2	7/64	1/2	7/64
1113A	13/64	3	1/2	7/64	1/2	7/64
1114A	7/32	3	1/2	7/64	1/2	7/64
1115A	15/64	3	1/2	7/64	1/2	7/64
1116A	1/4	3	1/2	7/64	1/2	7/64
1118A	9/32	3 1/2	5/8	9/64	5/8	9/64
1120A	5/16	3 1/2	5/8	9/64	5/8	9/64
1122A	11/32	3 3/4	3/4	9/64	3/4	9/64
1124A	3/8	3 3/4	3/4	9/64	3/4	9/64
1128A	7/16	4 7/16	7/16	11/64	7/16	11/64
1132A	1/2	4 7/16	7/16	11/64	7/16	11/64
1136A	9/16	5 3/4	1 5/32	13/64	1 5/32	13/64
1140A	5/8	5 3/4	1 5/32	13/64	1 5/32	13/64

### Features

- Wrench heads are offset at 15° and 80° to the handle
- Both ends are the same size to permit the wrench to be used in four different positions
- 45° chamfer on wrench ends allow easy placement of wrench on the fastener
- Continuous arc design minimizes spreading and is stronger than "V" design
- Thin head is perfect for tight clearances
- Satin finish provides corrosion resistance and slip resistant grip.
- Excellent for fast turning of fasteners in limited clearance areas.
- Each wrench has the same size opening at both ends.

### WS-1108SP 8 Piece Mini Double Open End Wrench & Plier Set, SAE, in Pouch

#### Contents Include:

Product Code	Size (Inches)	Product Code	Size (Inches)	Product Code	Size (Inches)
1114A	7/32	1118A	9/32	1124A	3/8
1115A	15/64	1120A	5/16	1128A	7/16
1116A	1/4	1122A	11/32		

### WS-1113CA 10 Piece Mini Double Open End Wrench & Plier Set, SAE, in Pouch

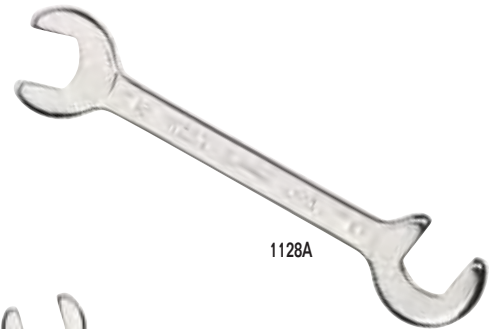
#### Contents Include:

Product Code	Size (Inches)	Product Code	Size (Inches)	Product Code	Size (Inches)
1112A	3/16	1116A	1/4	1124A	3/8
1113A	13/64	1118A	9/32	PL-1519C	5" SUPERJOINT® Utility Pliers
1114A	7/32	1120A	5/16		
1115A	15/64	1122A	11/32		

### WS-1142PCA 14 Piece Mini Double Open End Wrench & Plier Set, SAE, in Pouch

#### Contents Include:

Product Code	Size (Inches)	Product Code	Size (Inches)	Product Code	Size (Inches)
1112A	3/16	1118A	9/32	1132A	1/2
1113A	13/64	1120A	5/16	1136A	9/16
1114A	7/32	1122A	11/32	1140A	5/8
1115A	15/64	1124A	3/8	PL-1519C	5" SUPERJOINT® Utility Pliers
1116A	1/4	1128A	7/16		



1128A



WS-1108SP



WS-1113CA



WS-1142PCA

DOUBLE OPEN END

WRENCHES







## MINIATURE 15° x 80° DOUBLE HEAD OPEN END WRENCHES

Satin Chrome Finish, MM



MWS-1110

Product Code	Size (MM)	Overall Length (Inches)	Open End Width (Inches)	Open End Thickness (Inches)	Open End Width (Inches)	Open End Thickness (Inches)
1104MM	4	3	1/2	7/64	1/2	7/64
1105MM	5	3	1/2	7/64	1/2	7/64
1105.5MM	5.5	3	1/2	7/64	1/2	7/64
1106MM	6	3	1/2	7/64	1/2	7/64
1107MM	7	3 1/2	5/8	9/64	5/8	9/64
1108MM	8	3 1/2	5/8	9/64	5/8	9/64
1109MM	9	3 3/4	3/4	9/64	3/4	9/64
1110MM	10	4 7/16	7/16	1 1/64	7/16	1 1/64
1111MM	11	4 7/16	7/16	1 1/64	7/16	1 1/64
1112MM	12	4 7/16	7/16	1 1/64	7/16	1 1/64
1113MM	13	4 7/16	7/16	1 1/64	7/16	1 1/64
1114MM	14	5 3/4	1 5/32	13/64	1 5/32	13/64
1115MM	15	5 3/4	1 5/32	13/64	1 5/32	13/64
1116MM	16	5 3/4	1 5/32	13/64	1 5/32	13/64

### Features

- Wrench heads are offset at 15° and 80° to the handle
- Both ends are the same size to permit the wrench to be used in four different positions
- 45° chamfer on wrench ends allow easy placement of wrench on the fastener
- Continuous arc design minimizes spreading and is stronger than "V" design
- Thin head is perfect for tight clearances
- Satin finish provides corrosion resistance and slip resistant grip.

### MWS-1110 10 Piece Mini Double Open End Wrench & Plier Set, SAE, in Pouch

#### Contents Include:

Product Code	Size (MM)	Product Code	Size (MM)	Product Code	Size (MM)
1104MM	4	1107MM	7	1111MM	11
1105MM	5	1108MM	8	PL-1519C	5" SUPERJOINT Utility Pliers
1105.5MM	5.5	1109MM	9		
1106MM	6	1110MM	10		

### MWS-1115 15 Piece Mini Double Open End Wrench & Plier Set, SAE, in Pouch

#### Contents Include:

Product Code	Size (MM)	Product Code	Size (MM)	Product Code	Size (MM)
1104MM	4	1108MM	8	1113MM	13
1105MM	5	1109MM	9	1114MM	14
1105.5MM	5.5	1110MM	10	1115MM	15
1106MM	6	1111MM	11	1116MM	16
1107MM	7	1112MM	12	PL-1519C	5" SUPERJOINT Utility Pliers



MWS-1115



DOUBLE OPEN END

WRENCHES

**30° SERVICE WRENCHES, SAE**



Satin Chrome Finish, SAE

Product Code	Size (Inches)	Overall Length (Inches)	Head Diameter	Head Thickness
3524	3/4	6 1/4	1 1/16	1/4
3526	13/16	6 1/4	1 1/16	1/4
3528	7/8	6 1/4	1 1/16	1/4
3530	15/16	6 7/8	1 7/8	1/4
3532	1	6 7/8	1 7/8	1/4
3534	1 1/16	6 7/8	1 7/8	1/4
3536	1 1/8	7	2 1/16	1/4
3538	1 3/16	7	2 1/16	1/4
3540	1 1/4	7	2 1/16	1/4
3542	1 5/16	7 5/8	2 1/2	9/32
3544	1 3/8	7 5/8	2 1/2	9/32
3546	1 7/16	7 5/8	2 1/2	9/32
3548	1 1/2	7 5/8	2 1/2	9/32
3550	1 9/16	7 5/8	2 5/8	9/32
3552	1 5/8	7 5/8	2 5/8	9/32
3554	1 11/16	7 5/8	2 5/8	9/32
3556	1 3/4	8 1/2	3 1/8	5/16
3558	1 13/16	8 1/2	3 1/8	5/16
3560	1 7/8	8 1/2	3 1/8	5/16
3562	1 15/16	8 1/2	3 1/8	5/16
3564	2	8 1/2	3 1/2	5/16
3568	2 1/8	8 1/2	3 1/2	5/16
3572	2 1/4	8 1/2	3 1/2	5/16
3576	2 3/8	9 1/2	3 1/2	5/16

Fed. Spec: GGG-W-636E Type 17 Class 3

**WS-3510 10 Piece Service Wrench Set, SAE in Pouch**

Contents Include:

Product Code	Size (MM)	Product Code	Size (MM)	Product Code	Size (MM)
3524	3/4	3532	1	3538	1 3/16
3526	13/16	3534	1 1/16	3540	1 1/4
3528	7/8	3536	1 1/8	3544	1 3/8
3530	15/16				



3542



WS-3510

**30° SERVICE WRENCHES, METRIC**



Satin Chrome Finish, Metric

Product Code	Size (Inches)	Overall Length (Inches)	Head Diameter	Head Thickness
3519M	19	6 1/4	1 1/16	1/4
3521M	21	6 1/4	1 1/16	1/4
3522M	22	6 1/4	1 1/16	1/4
3524M	24	6 7/8	1 7/8	1/4
3527M	27	6 7/8	1 7/8	1/4
3530M	30	7	2 1/16	1/4
3532M	32	7	2 1/16	1/4
3536M	36	7 5/8	2 1/2	9/32
3537M	37	7 5/8	2 1/2	9/32
3538M	38	7 5/8	2 1/2	9/32
3540M	40	7 5/8	2 5/8	9/32
3541M	41	7 5/8	2 5/8	9/32
3542M	42	7 5/8	2 5/8	9/32
3544M	44	7 5/8	2 5/8	9/32
3546M	46	8 1/2	3 1/8	5/16
3548M	48	8 1/2	3 1/8	5/16
3550M	50	8 1/2	3 1/8	5/16
3552M	52	8 1/2	3 1/2	5/16
3555M	55	8 1/2	3 1/2	5/16
3560M	60	9 1/2	3 1/2	5/16
3565M	65	9 1/2	3 1/2	5/16

Fed. Spec: GGG-W-636E Type 17 Class 3

**MWS-3510 10 Piece Service Wrench Set, MM in Pouch**

Contents Include:

Product Code	Size (MM)	Product Code	Size (MM)	Product Code	Size (MM)
3519M	19	3527M	27	3536M	36
3521M	21	3530M	30	3538M	38
3522M	22	3532M	32	3540M	40
3524M	24				



3537M



MWS-3510

**Features**

- Ultra thin pattern for use on jam nuts and access to confined areas
- 30° offset head
- Satin chrome finish





## DOUBLE HEAD 10° OFFSET BOX END WRENCHES

Chrome Satin Finish, 12 Point, SAE

Product Code	Size (Inches)	A Overall Length (Inches)	B Box End Diameter (Inches)	C Box End Thickness (Inches)	D Box End Diameter (Inches)	E Box End Thickness (Inches)
7723	3/8 x 7/16	7 5/8	19/32	5/16	21/32	11/32
7725B	1/2 x 9/16	8 11/16	3/4	3/8	27/32	3/8
7727A	5/8 x 11/16	10 5/8	29/32	7/16	1	15/32
7029B	11/16 x 3/4	10 15/16	1	15/32	1 3/32	1/2
7731A	3/4 x 7/8	12 1/2	1 3/32	1/2	1 1/4	9/16
7731B	13/16 x 7/8	12 13/32	1 3/16	17/32	1 1/4	9/16
7033C	15/16 x 1	14 1/8	1 11/32	19/32	1 7/16	5/8
7038	1 1/8 x 1 3/16	16 3/8	1 19/32	11/16	1 11/16	11/16
7039B	1 1/4 x 1 5/16	17 5/8	1 25/32	23/32	1 27/32	3/4

Fed. Spec. ANSI B107.6

### WS-7707 7 Piece Double Head 10° Offset Box End Wrench Set, SAE, in Pouch

#### Contents Include:

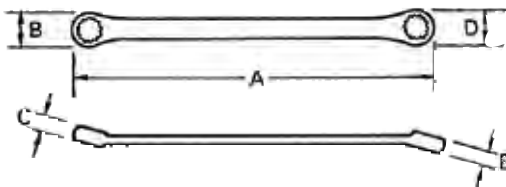
Product Code	Size (Inches)	Product Code	Size (Inches)	Product Code	Size (Inches)
7723	3/8 x 7/16	7029B	11/16 x 3/4	7033C	15/16 x 1
7725B	1/2 x 9/16	7731A	3/4 x 7/8		
7727A	5/8 x 11/16	7731B	13/16 x 7/8		



7725B

#### Features

- SUPERTORQUE® box opening design allows application of higher torque without rounding or deforming hex fastener points. No contact is made at the corners. Instead, wrenching forces are placed on the flat surfaces behind the points.
- 10° offset box end allows clearance in tight areas.
- Sizes are clearly marked on handle ends.



WS-7707

DOUBLE BOX END

WRENCHES

## DOUBLE HEAD 10° OFFSET BOX END WRENCHES

Chrome Satin Finish, 12 Point, Metric

Product Code	Size (MM)	A Overall Length (Inches)	B Box End Diameter (Inches)	C Box End Thickness (Inches)	D Box End Diameter (Inches)	E Box End Thickness (Inches)
BWM-0810	8 x 10	7 5/16	1/2	9/32	19/32	5/16
BWM-1011	10 x 11	7 31/32	19/32	5/16	21/32	11/32
BWM-1012	10 x 12	8 3/16	19/32	5/16	23/32	11/32
BWM-1113	11 x 13	8 5/8	21/32	11/32	25/32	3/8
BWM-1213	12 x 13	8 27/32	25/32	11/32	25/32	3/8
BWM-1214	12 x 14	9 1/16	23/32	11/32	13/16	13/32
BWM-1315	13 x 15	9 1/2	25/32	3/8	7/8	13/32
BWM-1415	14 x 15	9 3/4	13/16	13/32	7/8	13/32
BWM-1417	14 x 17	9 25/32	13/16	13/32	31/32	15/32
BWM-1618	16 x 18	10 27/32	15/16	7/16	1 1/32	15/32
BWM-1719	17 x 19	11 9/32	31/32	15/32	1 3/32	1/2
BWM-1821	18 x 21	11 15/16	1 3/32	15/32	1 3/16	17/32
BWM-1922	19 x 22	12 3/8	1 3/32	1/2	1 1/4	9/16
BWM-2124	21 x 24	13 1/4	1 3/16	17/32	1 11/32	19/32
BWM-2224	22 x 24	13 15/32	1 1/4	9/16	1 11/32	19/32
BWM-2427	24 x 27	14 19/32	1 11/32	19/32	1 17/32	21/32
BWM-2730	27 x 30	15 29/32	1 17/32	21/32	1 11/16	11/16
BWM-3032	30 x 32	17 7/32	1 11/16	11/16	1 29/32	23/32

Fed. Spec. ANSI B107.9M

### MWS-BWM10 10 Piece Double Head 10° Offset Box End Wrench Set, Metric, in Pouch

Contents Include:

Product Code	Size (MM)	Product Code	Size (MM)	Product Code	Size (MM)
BWM-0810	8 x 10	BWM-1618	16 x 18	BWM-2730	27 x 30
BWM-1113	11 x 13	BWM-1719	17 x 19	BWM-3032	30 x 32
BWM-1214	12 x 14	BWM-1922	19 x 22		
BWM-1415	14 x 15	BWM-2124	21 x 24		

### MWS-BWM12 12 Piece Double Head 10° Offset Box End Wrench Set, Metric, in Pouch

Contents Include:

Product Code	Size (MM)	Product Code	Size (MM)	Product Code	Size (MM)
BWM-1011	10 x 11	BWM-1417	14 x 17	BWM-1922	19 x 22
BWM-1214	12 x 14	BWM-1618	16 x 18	BWM-2224	22 x 24
BWM-1315	13 x 15	BWM-1719	17 x 19	BWM-2730	27 x 30
BWM-1415	14 x 15	BWM-1821	18 x 21	BWM-3032	30 x 32

### Features

- SUPERTORQUE® box opening design allows application of higher torque without rounding or deforming hex fastener points. No contact is made at the corners. Instead, wrenching forces are placed on the flat surfaces behind the points.
- 10° offset box end allows clearance in tight areas.
- Sizes are clearly marked on handle ends.




BWM-1012



MWS-BWM10



MWS-BWM12







## DOUBLE HEAD 60° OFFSET BOX END WRENCHES

Chrome Satin Finish, 12 Point, SAE

Product Code	Size (Inches)	A Overall Length (Inches)	B Box End Diameter (Inches)	C Box End Thickness (Inches)	D Box End Diameter (Inches)	E Box End Thickness (Inches)
8720	1/4 x 5/16	6 7/16	13/32	1/4	15/32	9/32
8723	3/8 x 7/16	7 5/8	9/16	5/16	21/32	5/16
8725	7/16 x 1/2	8 3/16	21/32	11/32	3/4	11/32
8725B	1/2 x 9/16	8 25/32	3/4	3/8	27/32	3/8
8727	9/16 x 5/8	9 3/8	27/32	13/32	29/32	13/32
8727A	5/8 x 11/16	9 31/32	29/32	7/16	1	7/16
8729	5/8 x 3/4	10 1/4	15/16	7/16	1 3/32	7/16
8729A	11/16 x 13/16	10 27/32	1	15/32	1 3/16	15/32
8731A	3/4 x 7/8	11 7/16	1 3/32	17/32	1 9/32	17/32
8033A	7/8 x 15/16	13	1 9/32	9/16	1 3/8	9/16
8033C	15/16 x 1	13 31/32	1 3/8	19/32	1 7/16	19/32



8725B



WS-8707

Fed. Spec. ANSI B107.6

### WS-8707 7 Piece Double Head 60° Offset Box End Wrench Set, SAE, in Pouch

#### Contents Include:

Product Code	Size (Inches)	Product Code	Size (Inches)	Product Code	Size (Inches)
8720	1/4 x 5/16	8729	5/8 x 3/4	8033C	15/16 x 1
8723	3/8 x 7/16	8729A	11/16 x 13/16		
8725B	1/2 x 9/16	8731A	3/4 x 7/8		



#### Features

- SUPERTORQUE® box opening design allows application of higher torque without rounding or deforming hex fastener points. No contact is made at the corners. Instead, wrenching forces are placed on the flat surfaces behind the points.
- 60° offset box end allows extra knuckle and bolt clearance in tight areas.
- Sizes are clearly marked on handle ends.



RB-52



## SINGLE HEAD RATCHETING BOX WRENCHES

High Polish Chrome Finish, 12 Point, SAE

Product Code	Size (Inches)	A Overall Length (Inches)	Product Code	Size (Inches)	A Overall Length (Inches)
RB-42	1 5/16	15 1/2	RB-54	1 11/16	19
RB-44	1 3/8	15 1/2	RB-56	1 3/4	19
RB-46	1 7/16	15 1/2	RB-58	1 13/16	19
RB-48	1 1/2	15 1/2	RB-60	1 7/8	19
RB-50	1 9/16	15 1/2	RB-64	2	19
RB-52	1 5/8	15 1/2	RB-68	2 1/8	19



#### Features

- Combines the quick ratcheting action with opening sizes large enough to handle most industrial applications.
- Requires less effort than a conventional combination wrench.
- All wrenches contain 12-point Torque Grip® wheels.
- Ideal for long "bolt-through" applications.
- Turn wrench over to change direction.

OFFSET BOX END/RATCHETING BOX END

WRENCHES



## SINGLE HEAD RATCHETING BOX WRENCHES

High Polish Chrome Finish, 12 Point, Metric

A			A		
Product Code	Size (MM)	Overall Length (Inches)	Product Code	Size (MM)	Overall Length (Inches)
RBM-22	22	12	RBM-27	27	12
RBM-23	23	12	RBM-29	29	12
RBM-24	24	12	RBM-30	30	12
RBM-25	25	12	RBM-32	32	15½
RBM-26	26	12	RBM-36	36	15½



### Features

- Combines the quick ratcheting action with opening sizes large enough to handle most industrial applications.
- Requires less effort than a conventional combination wrench.
- All wrenches contain 12-point Torque Grip® wheels.
- Ideal for long "bolt-through" applications.
- Turn wrench over to change direction.



RBM-52



## DOUBLE HEAD RATCHETING BOX WRENCHES

High Polish Chrome Finish, 6 & 12 Point, SAE

Product Code	Number of Points	Size (Inches)	A	B	C	D	E
			Overall Length (Inches)	Box End Diameter (Inches)	Box End Thickness (Inches)	Box End Diameter (Inches)	Box End Thickness (Inches)
RB-810	6	¼ x ⅝	4 ¼	19/32	⅜	1 1/16	⅜
RB-1214	6	⅜ x 7/16	5 ½	25/32	⅜	7/8	⅜
RB-1618	6	½ x 9/16	6 ¾	1	½	1 5/32	½
RB-1820	12	9/16 x ⅝	8 ½	1 5/16	½	1 7/16	½
RB-2022	12	⅝ x 1 1/16	8 ½	1 5/16	½	1 7/16	½
RB-2024	12	⅝ x ¾	8 ½	1 5/16	½	1 7/16	½
RB-2428	12	¾ x 7/8	9 ¼	1 13/32	½	1 9/16	½
RB-3036	12	1 5/16 x 1 1/8	15 1/8	1 21/32	9/16	2 9/32	9/16
RB-3440	12	1 1/16 x 1 1/4	15 1/8	1 29/32	9/16	2 3/32	9/16



RB-1618

### WS-12 5 Piece Ratcheting Box Wrench Set, 6 & 12 Point, SAE, in Pouch

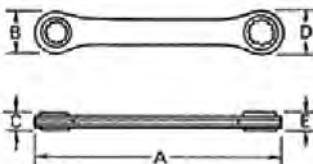
#### Contents Include:

Product Code	Size (Inches)	Product Code	Size (Inches)	Product Code	Size (Inches)
RB-810	¼ x ⅝	RB-1618	½ x 9/16	RB-2428	¾ x 7/8
RB-1214	⅜ x 7/16	RB-2022	⅝ x 1 1/16		



### Features

- Allows fast removal of fasteners with a ratcheting action at each end.
- Ideal for long "bolt-through" applications.
- Flat handle allows access to tight clearance areas.
- Turn wrench over to change direction.



WS-12

RATCHETING BOX END

WRENCHES





## DOUBLE HEAD RATCHETING BOX WRENCHES

High Polish Chrome Finish, 6 & 12 Point, Metric



Product Code	Number of Points	Size (MM)	A	B	C	D	E
			Overall Length (Inches)	Box End Diameter (Inches)	Box End Thickness (Inches)	Box End Diameter (Inches)	Box End Thickness (Inches)
RBM-0708	6	7 x 8	4 1/2	1 1/16	3/8	1 1/32	3/8
RBM-0910	6	9 x 10	5 1/2	7/8	3/8	7/8	3/8
RBM-1112	6	11 x 12	6 7/8	1 3/16	1/2	1 1/8	1/2
RBM-1314	6	13 x 14	6 7/8	1 3/16	1/2	1 1/8	1/2
RBM-1517	12	15 x 17	8 1/8	1 7/16	1/2	1 7/16	1/2
RBM-1618	12	16 x 18	8 1/8	1 7/16	1/2	1 7/16	1/2
RBM-1921	12	19 x 21	9 1/4	1 9/16	1/2	1 9/16	1/2

### MWS-30 5 Piece Ratcheting Box Wrench Set, 6 & 12 Point, Metric, in Pouch

Contents Include:

Product Code	Size (MM)	Product Code	Size (MM)	Product Code	Size (MM)
RBM-0708	7 x 8	RBM-1112	11 x 12	RBM-1517	15 x 17
RBM-0910	9 x 10	RBM-1314	13 x 14		

#### Features

- Allows fast removal of fasteners with a ratcheting action at each end.
- Ideal for long "bolt-through" applications.
- Flat handle allows access to tight clearance areas.
- Turn wrench over to change direction.



## DOUBLE HEAD 25° REVERSIBLE OFFSET RATCHETING BOX WRENCHES

High Polish Chrome Finish, 12 Point, SAE

Product Code	Size (Inches)	A	B	C	D	E
		Overall Length (Inches)	Box End Diameter (Inches)	Box End Thickness (Inches)	Box End Diameter (Inches)	Box End Thickness (Inches)
RBO-810	1/4 x 5/16	4 1/4	1 9/32	3/8	2 1/32	3/8
RBO-1214	3/8 x 7/16	5 7/16	2 5/32	3/8	7/8	3/8
RBO-1618	1/2 x 9/16	6 3/4	1	1/2	1 5/32	1/2
RBO-2022	5/8 x 1 1/16	8	1 5/16	1/2	1 7/16	1/2
RBO-2024	5/8 x 3/4	8	1 9/16	1/2	1 7/16	1/2
RBO-2226	1 1/16 x 13/16	9 1/8	1 13/32	1/2	1 9/16	1/2
RBO-2428	3/4 x 7/8	9 1/8	1 13/32	1/2	1 9/16	1/2
RBO-2630	13/16 x 15/16	9 1/8	1 13/32	1/2	1 9/16	1/2

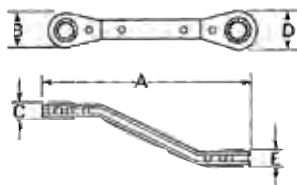
### WS-5 5 Piece Reversible Offset Ratcheting Box Wrench Set, 12 Point, SAE, in Pouch

Contents Include:

Product Code	Size (Inches)	Product Code	Size (Inches)	Product Code	Size (Inches)
RBO-810	1/4 x 5/16	RBO-1618	1/2 x 9/16	RBO-2428	3/4 x 7/8
RBO-1214	3/8 x 7/16	RBO-2022	5/8 x 1 1/16		

#### Features

- 25° offset handle clears obstructions that flat handle wrenches cannot.
- Allows fast removal of fasteners with a ratcheting action at each end.
- Ideal for long "bolt-through" applications.



RATCHETING BOX END

WRENCHES



## RATCHETING FLARE NUT WRENCHES

Black Industrial Finish, 12 Point, SAE

Product Code	Size (Inches)	Overall Length (Inches)	Head Diameter (Inches)	Head Thickness (Inches)
RFW-12	3/8	5 3/8	1	5/16
RFW-14	7/16	5 3/8	1	5/16
RFW-16	1/2	5 3/8	1	5/16
RFW-18	9/16	7 1/4	1 1/32	3/8
RFW-20	5/8	7 1/4	1 1/32	3/8
RFW-22	11/16	7 1/4	1 1/32	3/8
RFW-24	3/4	7 1/4	1 1/32	3/8
RFW-26	13/16	9 5/16	1 5/8	1/2
RFW-28	7/8	9 5/16	1 5/8	1/2
RFW-30	15/16	9 5/16	1 5/8	1/2
RFW-32	1	9 5/16	1 5/8	1/2



RFW-24



### Features

- Designed for use on 6 and 12 point tube fittings, fasteners, valves and compression fittings.
- Unique design requires only 30° rotation for ratcheting action.
- High carbon steel jaws snap open, then close around fastener with 6 point contact.
- Prevents distortion of thin-walled fitting.
- Allow easy access to tight locations.



## DOUBLE HEAD FLARE NUT WRENCHES

Chrome Satin Finish, 6 Point, SAE

Product Code	Size (Inches)	A	B	C	D	E
		Overall Length (Inches)	Open End Dia (Inches)	Open End Thickness (Inches)	Open End Dia (Inches)	Open End Thickness (Inches)
XFN-0810	1/4 x 5/16	4 27/32	19/32	1/4	5/8	9/32
XFN-1214	3/8 x 7/16	5 13/16	25/32	5/16	27/32	11/32
XFN-1618	1/2 x 9/16	6 13/16	15/16	3/8	1	13/32
XFN-2022	5/8 x 11/16	7 3/4	1 3/32	7/16	3/16	15/32
XFN-2432	3/4 x 1	9 1/2	1 1/4	1/2	19/32	5/8
XFN-2836	7/8 x 1 1/8	10.5	1 7/16	9/16	1 3/4	11/16



XFN-1618

Fed. Spec.: ANSI B107.6

### WS-14 5 Piece Double Head Flare Nut Wrench Set, 6 Point, SAE, in Pouch

#### Contents Include:

Product Code	Size (Inches)	Product Code	Size (Inches)	Product Code	Size (Inches)
XFN-1214	3/8 x 7/16	XFN-2022	5/8 x 11/16	XFN-2836	7/8 x 1 1/8
XFN-1618	1/2 x 9/16	XFN-2432	3/4 x 1		



### Features

- Will not mar fittings on pipes and tubing.
- Satin chrome textured finish provides great feel and extra gripping power.
- Recessed corners in ends provide extra turning power.




WS-14

FLARE NUT

WRENCHES







10600



11690



11691



10650



11692



## DOUBLE HEAD FLARE NUT WRENCHES

Chrome Satin Finish, 6 Point, SAE

Product Code	Size (Inches)	A	B	C	D	E
		Overall Length (Inches)	Open End Dia (Inches)	Open End Thickness (Inches)	Open End Dia (Inches)	Open End Thickness (Inches)
10600	3/8 x 7/16	6	27/32	11/32	15/16	11/32
10602	1/2 x 9/16	6 3/4	15/16	13/32	1	13/32
10604	5/8 x 11/16	7 3/4	1 3/32	7/16	1 3/16	15/32
10606	3/4 x 7/8	8 5/8	1 9/32	0.5	1 13/32	17/32

Fed. Spec.: ANSI B107.6

### 11690 4 Piece Double Head Flare Nut Wrench Set, 6 Point, SAE, in Pouch

Contents Include:

Product Code	Size (Inches)	Product Code	Size (Inches)
10600	3/8 x 7/16	10604	5/8 x 11/16
10602	1/2 x 9/16	10606	3/4 x 7/8

### 11691 3 Piece Double Head Flare Nut Wrench Set, 6 Point, SAE, in Pouch

Contents Include:

Product Code	Size (Inches)	Product Code	Size (Inches)
10600	3/8 X 7/16	10604	5/8 X 11/16
10602	1/2 X 9/16		

#### Features

- Will not mar fittings on pipes and tubing.
- Satin chrome textured finish provides great feel and extra gripping power.
- Recessed corners in ends provide extra turning power.



## DOUBLE HEAD FLARE NUT WRENCHES

Chrome Satin Finish, 6 Point, Metric

Product Code	Size (MM)	A	B	C	D	E
		Overall Length (Inches)	Open End Dia (Inches)	Open End Thickness (Inches)	Open End Dia (Inches)	Open End Thickness (Inches)
10650	9 x 11	5 11/16	13/16	11/32	15/16	5/16
10652	10 x 12	6 1/8	7/8	3/8	29/32	5/16
10654	13 x 14	6 7/8	1	3/8	1 3/32	3/8
10656	15 x 17	7 7/8	1 1/16	7/16	1 7/32	1/2
10658	19 x 21	8 7/8	1 9/32	1/2	1 13/32	17/32

Fed. Spec.: ANSI B107.9M

### 11692 5 Piece Double Head Flare Nut Wrench Set, 6 Point, Metric, in Pouch

Contents Include:

Product Code	Size (MM)	Product Code	Size (MM)	Product Code	Size (MM)
10650	9 x 11	10654	13 x 14	10658	19 x 21
10652	10 x 12	10656	15 x 17		

#### Features

- Will not damage fittings on pipes and tubing.
- Satin chrome textured finish provides great feel and extra gripping power.
- Recessed corners in ends provide extra turning power.



## BIG-MOUTH ERGO® ADJUSTABLE WRENCHES

Designed According to Bahco's Scientific 11-Step Ergonomic Design Program

Product Code	Length (Inches)	Maximum Jaw Opening (Inches)	Head Thickness (Inches)	Jaw Tip Thickness (Inches)
<b>Chrome Finish:</b>				
9031 RC US	8	1 1/2	1/2	1/4
<b>Black Phosphate Finish:</b>				
9029 R US	6	1 1/4	1/2	3/16
9031 R US	8	1 1/2	1/2	1/4
9033 R US	10	1 3/4	5/16	3/4
9035 R US	12	2 3/16	3/8	7/8
<b>Thin Jaw Wide Mouth:</b>				
9029 RT US	6	1 1/4	1 1/64	1/4
9031 RT US	8	1 1/2	1 1/64	1/4

### Features

- Extra-wide opening jaws with shorter handle for maximum access in confined areas.
- True ergo® design, with thermoplastic handle and larger grip width.
- Ideal for plumbers, electricians, and maintenance workers.
- Slim head with tapered jaws combine easy accessibility with extra turning strength.
- Perfect for working under the sink, within enclosures, or anywhere that a short handle is needed.
- Thin Jaw Wide Mouth - 45% wider opening and 45% thinner jaw



9031 RC US



9029 R US



9031 R US



## ERGO® COMBINATION ADJUSTABLE/PIPE WRENCHES

Designed According to Bahco's Scientific 11-Step Ergonomic Design Program

Product Code	Length (Inches)	Maximum Jaw Opening (Inches)	Head Thickness (Inches)	Max Pipe Diameter (Inches)
<b>Chrome Finish:</b>				
9070 RPC US	6	13/16	7/16	3/8
9071 RPC US	8	1 1/16	1/2	1/2
9072 RPC US	10	1 5/16	5/8	5/8
9073 RPC US	12	1 9/16	1 1/16	1 1/16
<b>Black Phosphate Finish:</b>				
9070 RP US	6	13/16	7/16	3/8
9071 RP US	8	1 1/16	1/2	1/2
9072 RP US	10	1 5/16	5/8	5/8
9073 RP US	12	1 9/16	1 1/16	1 1/16
<b>Wide Mouth:</b>				
9031 RP US	8	1 1/2	1/2	1 1/2

### Features

- Unique reversible jaw combines the functions of an adjustable and pipe wrenches. Simply reverse the jaw to change the grip.
- Teeth are aggressively angled to provide maximum gripping power.
- True ergo® design, with thermoplastic handle and larger grip width.
- Ideal for plumbers, electricians, and maintenance workers.
- Slim head with tapered jaws combine easy accessibility with extra turning strength.



9072 RPC US



9072 RP US



ergo



9072 RC US




9072 R US



8072 RC US



8072 R US



86



80RCUS3



80RUS3



## ERGO® ADJUSTABLE WRENCHES

Designed According to Bahco's Scientific 11-Step Ergonomic Design Program

Product Code	Length (Inches)	Maximum Jaw Opening (Inches)	Head Thickness (Inches)	Jaw Tip Thickness (Inches)
<b>Chrome Finish:</b>				
9070 RC US	6	3/4	7/16	3/16
9071 RC US	8	1 1/16	1/2	1/4
9072 RC US	10	1 3/16	5/8	5/16
9073 RC US	12	1 5/16	11/16	7/16
<b>Black Phosphate Finish:</b>				
9070 R US	6	3/4	7/16	3/16
9071 R US	8	1 1/16	1/2	1/4
9072 R US	10	1 3/16	5/8	5/16
9073 R US	12	1 5/16	11/16	7/16

### Features

- True ergo® design, with thermoplastic handle and larger grip width.
- Ideal for plumbers, electricians, and maintenance workers.
- Slim head with tapered jaws combine easy accessibility with extra turning strength.
- Precision hardened and anti-corrosion treated.
- Measurement scale on head conveniently shows fastener size.



## ADJUSTABLE WRENCHES

### Industrial Grade Steel Handles

Product Code	Length (Inches)	Maximum Jaw Opening (Inches)	Head Thickness (Inches)	Jaw Tip Thickness (Inches)
<b>Chrome Finish:</b>				
8069 RC US	4	1/2	3/8	1/8
8070 RC US	6	3/4	7/16	3/16
8071 RC US	8	1 1/16	1/2	1/4
8072 RC US	10	1 1/8	5/8	5/16
8073 RC US	12	1 3/16	11/16	7/16
8074 RC US	15	1 11/16	13/16	9/16
8075 RC US	18	2 1/16	7/8	11/16
<b>Black Phosphate Finish:</b>				
8069 R US	4	1/2	3/8	1/8
8070 R US	6	3/4	7/16	3/16
8071 R US	8	1 1/16	1/2	1/4
8072 R US	10	1 1/8	5/8	5/16
8073 R US	12	1 3/16	11/16	7/16
8074 R US	15	1 11/16	13/16	9/16
8075 R US	18	2 1/16	7/8	11/16
86	24	2 7/16	1 1/16	1 1/16
87	30	3 5/16	1 3/16	1 3/16

### 80RCUS3 3 Piece Chrome Finish Adjustable Wrench Set, in Pouch

#### Contents Include:

Product Code	Size	Product Code	Size
8070 RC US	6	8072 RC US	10
8071 RC US	8		

### 80RUS3 3 Piece Black Phosphate Finish Adjustable Wrench Set, in Pouch

#### Contents Include:

Product Code	Size	Product Code	Size
8070 R US	6	8072 R US	10
8071 R US	8		

### Features

- Slim head with tapered jaws combine easy accessibility with extra turning strength.
- Measurement scale on head conveniently shows fastener size (except for 24" and 30" wrenches).
- Precision hardened and anti-corrosion treated.

ADJUSTABLE

WRENCHES



## ADJUSTABLE WRENCH WITH VALVE PERSUADER

Product Code	Length (Inches)	Maximum Jaw Opening (Inches)	Valve Wheel Wrench Opening
33HRUS	10	1 3/4	3/4

### Features

- Two tools combined into one convenient operator's tool that can be used wherever valves are adjusted for flow and pressure
- 10" overall length supplies leverage while being compact enough to be easily carried.
- Big-mouth adjustable wrench has large, 1 3/4" capacity.
- 3/4" valve wheel wrench opening.
- Precision hardened and anti-corrosion treated.
- Easy to read size measurement scale: fractional on one side, metric on the other
- Rounded hook-end doesn't leave marks or scratches on the valve.
- Head combines slimmess for accessibility with strength for performance.



33 HR US



## ALLIGATOR ADJUSTABLE WRENCH

### Industrial Grade Steel Handle, Black Phosphate Finish

Product Code	Length (Inches)	Maximum Jaw Opening (Inches)	Head Thickness (Inches)	Jaw Tip Thickness (Inches)
31 R US	8	1 1/4	1/2	3/16

### Features

- V-jaw on wrench has aggressively angled teeth for sure grip on pipes and rounded fasteners.
- Measurement scale on head conveniently shows fastener size.
- Slim head with tapered jaws combine easy accessibility with extra turning strength.
- Precision hardened and anti-corrosion treated.



31 R US

ADJUSTABLE

WRENCHES







**Bahco Side Nut Adjustable Wrenches** are members of the exclusive adjustable wrench system which allows the user to apply the highest torque values in adjustable wrenches at the same time benefiting from a very precise adjustment of the jaws. Exceeds torque requirement of both ISO and ASME standards. Perfect for heavy duty industrial users and mechanics who demand high torque resistance and fine jaw adjustment and alignment.

## SIDE NUT ADJUSTABLE WRENCHES

### Comfortable Non-Slip Thermoplastic Grip Handle



Product Code	Length (Inches)	Maximum Jaw Opening (Inches)	Head Thickness (Inches)	Jaw Tip Thickness (Inches)
Black Phosphate Finish				
9570US	6	¾	½	¼
9571US	8	1	9/16	5/16
9572US	10	1 ¼	5/8	¾
9573US	12	1 ½	11/16	½

#### Features:

- Heavy Duty adjustable wrench with side nut operating system
- Smooth movement and precision adjustment
- Head angle 15° provides better accessibility
- Measurement scale on head conveniently shows fastener size.



## SIDE NUT ADJUSTABLE WRENCHES

### Comfortable bigger and rounded handles



Product Code	Length (Inches)	Maximum Jaw Opening (Inches)	Head Thickness (Inches)	Jaw Tip Thickness (Inches)
Chrome Finish				
91CUS	6	¾	½	¼
92CUS	8	1 ¼	½	5/16
93CUS	10	1 ¾	5/8	5/16
94CUS	12	1 ½	¾	¾
95CUS	15	2	1	½
96CUS	21	2 ½	1 ½	¾
97CUS	30	3	1 ½	1

#### Features

- Side nut adjustable wrenches for heavy duty applications
- Forged in one piece for better performance
- Head angle 15° provides better accessibility
- Measurement scale on head conveniently shows fastener size.



## ADJUSTABLE WRENCH

### Chrome Finish

Product Code	Length (Inches)	Maximum Jaw Opening (Inches)	Head Thickness (Inches)
AP-4A	4	1/2	11/32
AP-6A	6	3/4	7/16
AP-8A	8	1	1/2
AP-10A	10	1 1/64	39/64
AP-12A	12	1 5/16	23/32
AP-15A	15	1 11/16	51/64
AP-18A	18	2 1/16	57/64
AP-24A	24	2 7/16	1 9/64

### AP-3SET 3 Piece Chrome Adjustable Wrench Set, in Pouch



#### Contents Include:

Product Code	Size (Inches)	Product Code	Size (Inches)	Product Code	Size (Inches)
AP-6A	6	AP-8A	8	AP-10A	10

#### Features

- Chrome plated finish allows for easy cleaning after each use.
- Serrated knurl is designed for quick and smooth adjustments.
- I-Beam designed handle provides strength and durability.
- Inch (SAE) scale is laser-etched on head face for easy determination of bolt head width.



AP-10A



AP-3SET



## ADJUSTABLE WRENCH

### Black Finish

Product Code	Length (Inches)	Maximum Jaw Opening (Inches)	Head Thickness (Inches)
AB-4A	4	1/2	11/32
AB-6A	6	3/4	7/16
AB-8A	8	1	1/2
AB-10A	10	1 1/64	39/64
AB-12A	12	1 5/16	23/32
AB-15A	15	1 11/16	51/64
AB-18A	18	2 1/16	57/64
AB-24A	24	2 7/16	1 9/64

### AB-3SET 3 Piece Black Adjustable Wrench Set, in Pouch



#### Contents Include:

Product Code	Size (Inches)	Product Code	Size (Inches)	Product Code	Size (Inches)
AB-6A	6	AB-8A	8	AB-10A	10

#### Features

- Drop forged, heat treated industrial finish with satin finish handles for firm safe grip.
- Inch (SAE) scale is laser-etched on head face for easy determination of bolt head width.



AB-10A



AB-3SET





APC-10A

WILLIAMS®



## ADJUSTABLE WRENCH

### Comfort Grip

Product Code	Length (Inches)	Maximum Jaw Opening (Inches)	Head Thickness (Inches)
APC-6A	6	3/4	7/8
APC-8A	8	1	1/2
APC-10A	10	1 1/64	39/64
APC-12A	12	1 5/8	23/32

### Features

- Comfort thermoplastic grips cushion the handle surface and stay comfortable even in extreme temperatures.
- Chrome plated finish allows for easy cleaning.
- Serrated knurl is designed for quick and smooth adjustments.
- I-Beam designed handle provides strength and durability.
- Inch (SAE) scale is laser-etched on head face for easy determination of bolt head width.



13404A



13610A



13342



13642

WILLIAMS®

## ADJUSTABLE WRENCHES

### Heavy Duty Industrial Grade Adjustable Wrenches

Product Code	Overall Length (Inches)	Maximum Jaw Opening Not less Than (Inches)	Head Thickness (Inches)
<b>Chrome Finish:</b>			
13404A	4	11/16	3/8
13406A	6	15/16	7/16
13408A	8	1 1/8	9/16
13410A	10	1 5/16	11/16
13412A	12	1 1/2	13/16
13415A	15	2	1
13418A	18	2 3/8	1 3/16
13424A	24	2 3/4	1 7/16

### Black Phosphate Finish:

13604A	4	11/16	3/8
13606A	6	15/16	7/16
13608A	8	1 1/8	9/16
13610A	10	1 5/16	11/16
13612A	12	1 1/2	13/16
13615A	15	2	1
13618A	18	2 3/8	1 3/16
13624A	24	2 3/4	1 7/16

Fed. Spec.: ANSI B107.8M

### 13342A 4 Piece Chrome Adjustable Wrench Set, in Pouch

#### Contents Include:

Product Code	Size (Inches)	Product Code	Size (Inches)
13406A	6	13410A	10
13408A	8	13412A	12

### 13642A 4 Piece Black Adjustable Wrench Set, in Pouch

#### Contents Include:

Product Code	Size (Inches)	Product Code	Size (Inches)
13606A	6	13610A	10
13608A	8	13612A	12

### Features

- Measurement scale on head conveniently shows fastener size.
- Wrench heads are fully polished for easy clean-up.
- Exceed ANSI specifications for strength.
- Precision hardened and anti-corrosion treated.
- Chrome Vanadium Steel.

ADJUSTABLE

WRENCHES



## RATCHETING ADJUSTABLE WRENCHES

### Comfort Grip

Product Code	Overall Length (Inches)	Maximum Jaw Opening (Inches)	Head Thickness (Inches)
13106	6	1 <sup>3</sup> / <sub>16</sub>	7 <sup>1</sup> / <sub>16</sub>
13108	8	1 <sup>5</sup> / <sub>16</sub>	9 <sup>1</sup> / <sub>16</sub>
13110	10	1 3 <sup>1</sup> / <sub>16</sub>	11 <sup>1</sup> / <sub>16</sub>

### 13343 3 Piece Set Ratcheting Adjustable Wrench Set, in Pouch

#### Contents Include:

Product Code	Size (Inches)	Product Code	Size (Inches)
13106	6	13110	10
13108	8		

#### Features

- Easy to use in limited space



## ADJUSTABLE CONSTRUCTION WRENCH

### Heavy-Duty With Polished Head and Measurement Scales

Product Code	Length (Inches)	Maximum Jaw Opening (Inches)	Head Thickness (Inches)
13625A	15	1 1/2	2 <sup>3</sup> / <sub>32</sub>

#### Features

- Tapered spud handle locates and aligns bolts and rivets.
- Hole in handle permits tethering wrench for safety.
- Measurement scale on head conveniently shows fastener size.
- Economical black phosphate finish resists rust.



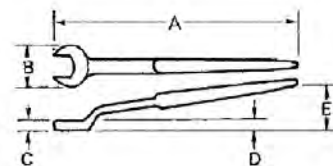
## SINGLE HEAD OPEN END OFFSET STRUCTURAL WRENCHES

### Industrial Black Finish, SAE

Product Code	Size (Inches)	A	B	C	D
		Overall Length (Inches)	Open End Width (Inches)	Open End Thickness (Inches)	Handle Offset (Inches)
1904A	3/4	11 9 <sup>1</sup> / <sub>16</sub>	1 19 <sup>1</sup> / <sub>32</sub>	15 <sup>1</sup> / <sub>32</sub>	7 <sup>1</sup> / <sub>16</sub>
1905	7/8	14 5 <sup>1</sup> / <sub>16</sub>	2	9 <sup>1</sup> / <sub>16</sub>	1
1906	1 <sup>1</sup> / <sub>16</sub>	14 3 <sup>1</sup> / <sub>16</sub>	1 31 <sup>1</sup> / <sub>32</sub>	19 <sup>1</sup> / <sub>32</sub>	1
1906B	1	14 1/4	2	19 <sup>1</sup> / <sub>32</sub>	1
1907	1 1/16	16 13 <sup>1</sup> / <sub>16</sub>	2 5 <sup>1</sup> / <sub>32</sub>	5 <sup>1</sup> / <sub>8</sub>	1 1/8
1907A	1 1/8	16 13 <sup>1</sup> / <sub>16</sub>	2 1/4	5 <sup>1</sup> / <sub>8</sub>	1 1/8
1908	1 1/4	17 11 <sup>1</sup> / <sub>16</sub>	2 23 <sup>1</sup> / <sub>32</sub>	11 <sup>1</sup> / <sub>16</sub>	1 1/4
1908A	1 5/16	18 3/4	2 13 <sup>1</sup> / <sub>16</sub>	23 <sup>1</sup> / <sub>32</sub>	1 1/4
1909	1 7/16	19 3/4	3 5 <sup>1</sup> / <sub>32</sub>	25 <sup>1</sup> / <sub>32</sub>	1 1/4
1909A	1 1/2	19 7/8	3 5 <sup>1</sup> / <sub>32</sub>	25 <sup>1</sup> / <sub>32</sub>	1 1/2
1910	1 5/8	21 1/16	3 7 <sup>1</sup> / <sub>32</sub>	7 <sup>1</sup> / <sub>8</sub>	1 1/2
1911	1 13 <sup>1</sup> / <sub>16</sub>	23	3 3/4	1 3/4	1 5/8
1911A	1 7/8	22 13 <sup>1</sup> / <sub>16</sub>	3 25 <sup>1</sup> / <sub>32</sub>	31 <sup>1</sup> / <sub>32</sub>	1 5/8
1912	2	23 3/4	4 7 <sup>1</sup> / <sub>32</sub>	31 <sup>1</sup> / <sub>32</sub>	1 5/8

#### Features

- Long offset handle is designed for clearance of obstructions while providing greater leverage.
- Tapered spud handle locates and aligns bolt and rivet holes.






WILLIAMS®

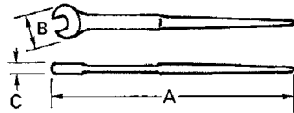


## SINGLE HEAD OPEN END CONSTRUCTION WRENCHES

Industrial Black Finish, SAE



206B



Product Code	Size (Inches)	A	B	C
		Overall Length (Inches)	Open End Width (Inches)	Open End Thickness (Inches)
204A	3/4	12	1 23/32	15/32
205	7/8	14 1/4	2 1/16	19/32
206	15/16	14 3/4	2 1/8	19/32
206B	1	13 1/8	2 3/32	1/2
207	1 1/16	16 9/16	2 7/16	21/32
207A	1 1/8	17	2 9/16	11/16
Q-208	1 1/4	18 15/16	2 23/32	23/32
208A	1 9/16	19	2 27/32	3/4
209	1 7/16	21 1/8	3 3/8	27/32
209A	1 1/2	18 3/4	2 3/4	19/16
Q-210	1 5/8	22 11/16	3 21/32	7/8
211	1 13/16	25	4 1/2	1 1/32
211A	1 7/8	25 1/8	4 9/16	1 1/16

### Features

- 15° open end provides two gripping angles when wrench is turned over.
- Tapered spud handle locates and aligns bolt and rivet holes.



WILLIAMS®



## OFFSET STRUCTURAL BOX WRENCHES

Industrial Black Finish, SAE



8907A

Product Code	Size (Inches)	A	B	C
		Overall Length (Inches)	Head Diameter (Inches)	Offset at End
8905A	13/16	12	1 15/32	1 25/32
8905	7/8	12	1 15/32	1 25/32
8906	15/16	12	1 5/8	1 61/64
8906B	1	12	1 5/8	1 61/64
8907	1 1/16	15	1 53/64	2 9/64
8907A	1 1/8	15	1 53/64	2 9/64
8908	1 1/4	17	2 5/64	2 21/64
8908A	1 5/16	17	2 5/64	2 21/64
8909	1 7/16	21	2 3/8	2 3/4
8909A	1 1/2	21	2 3/8	2 3/4
8910	1 9/16	22	2 5/8	2 7/8
8910A	1 11/16	22	2 5/8	2 7/8
8911	1 13/16	23	2 29/32	3
8911A	1 7/8	23	2 29/32	3
8912	2	24 1/2	3 5/32	3 5/32
8913	2 3/16	26	3 15/32	3 1/2
8914	2 3/8	28	3 23/32	3 11/16
8915	2 9/16	30	3 29/32	3 13/16
8916	2 3/4	30	4 5/32	3 29/32

Fed. Spec: GGG-W-636E Type 9 Class 2

### Features

- Offset from handle to permit clearance of obstructions
- Handles are tapered for insertion into bolt holes
- Industrial Black Finish



STRUCTURAL BOX

WRENCHES



## TUBULAR WRENCH HANDLES

### Industrial Black Finish

Product Code	Length (Inches)	Inside Handle Diameter (Inches)
13TH	13½	7/8
24TH	24	7/8
36TH	36	1½

### Features

- For use with all Williams Tubular Handle Wrenches.
- A detent on the wrench shaft helps to align locking button with handle hole.
- Tubular wrenches may be used without the handle to quickly run down nuts.



13TH



## OPEN END TUBULAR HANDLE WRENCHES

### Industrial Black Finish, SAE / Metric

Product Code	Size (Inches)	Size (MM)	B		Assembled Length From Bolt Center (Inches) 13TH	Assembled Length From Bolt Center (Inches) 24TH	Fits Handle No.
			Outside Head Diameter (Inches)	Head Depth (Inches)			
1228TOE	7/8	-	1 15/16	1/2	19 3/8	29 7/8	13TH - 24TH
1230TOE	15/16	-	1 15/16	1/2	19 3/8	29 7/8	13TH - 24TH
1232TOE	1	-	2 5/16	9/16	20 5/32	30 21/32	13TH - 24TH
1234TOE	1 1/16	-	2 5/16	9/16	20 5/32	30 21/32	13TH - 24TH
1236TOE	1 1/8	-	2 5/16	9/16	20 5/32	30 21/32	13TH - 24TH
1240TOE	1 1/4	32	2 11/16	5/8	21 5/32	31 21/32	13TH - 24TH
1242TOE	1 5/16	33	2 11/16	5/8	21 5/32	31 21/32	13TH - 24TH
1244TOE	1 3/8	35	2 11/16	5/8	22	32 1/2	13TH - 24TH
1246TOE	1 7/16	36	3 1/8	11/16	22 1/16	32 9/16	13TH - 24TH
1248TOE	1 1/2	38	3 1/8	11/16	22 1/16	33 9/16	13TH - 24TH

### Features

- Unique, versatile design allows wrench to be used with or without optional handles.
- Tubular wrenches may be used without the handle to quickly run down nuts.
- The handle can then be attached to provide maximum turning power for final tightening or to reach otherwise inaccessible fasteners.
- A detent on the wrench shaft helps to align locking button with handle hole.
- Open end wrench head provides access in tight areas.
- Sizes of both SAE and corresponding metric fasteners are shown.



1228TOE

CDI 4004TOR and 6004TOR Split Beam Torque Wrenches accept the Williams Heavy Duty Tubular Wrenches that fit the 24TH handle. The length of the wrench head matches the effective length of the ratchet head and extender that come with the torque wrench, creating the same effective length. Removing the ratchet head and extender from the torque wrench and inserting the desired Heavy Duty Tubular wrench of choice (fitting 24TH handle) creates an expanded use interchangeable head system. The complete assortment of CDI Split Beam Torque Wrenches is found on page 112.



B = Outside Dia.  
C = Head Depth



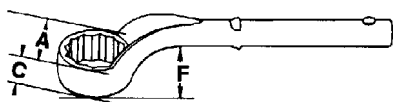


## OFFSET BOX END TUBULAR HANDLE WRENCHES

Industrial Black Finish, 12 Point, SAE / Metric



1234TOB



A = Outside Dia.  
C = Head Depth  
F = Height of Offset

Product Code	Size (Inches)	Size (MM)	Outside Head Diameter (Inches)	Head Depth (Inches)	Height of Offset (Inches)	Assembled Length From Bolt Center (Inches) 13TH	Assembled Length From Bolt Center (Inches)		Fits Handle No.
							24TH/36TH	13TH - 24TH	
1234TOB	1 1/16	-	1 21/32	5/8	1 15/16	9 3/32	30 3/32	13TH - 24TH	
1236TOB	1 1/8	-	1 7/8	23/32	1 1/16	9 7/32	30 7/32	13TH - 24TH	
1240TOB	1 1/4	32	1 29/32	23/32	1 1/16	9 7/32	30 7/32	13TH - 24TH	
1242TOB	1 5/16	33	2	27/32	1 1/8	11 1/2	32 1/2	13TH - 24TH	
1244TOB	1 3/8	35	2 1/16	7/8	1 3/16	11 19/32	32 19/32	13TH - 24TH	
1246TOB	1 7/16	36	2 5/32	7/8	1 1/4	11 19/32	32 19/32	13TH - 24TH	
1248TOB	1 1/2	38	2 1/4	15/16	1 5/16	11 19/32	32 19/32	13TH - 24TH	
1250TOB	1 9/16	40	2 5/16	15/16	1 5/16	11 19/32	32 19/32	13TH - 24TH	
1252TOB	1 5/8	41	2 3/8	31/32	1 3/8	11 23/32	32 23/32	13TH - 24TH	
1254TOB	1 11/16	43	2 19/32	1 1/16	1 7/16		43 9/32	36TH	
1256TOB	1 3/4	44	2 5/8	1 1/16	1 1/2		43 9/32	36TH	
1258TOB	1 13/16	46	2 23/32	1 1/8	1 9/16		43 13/32	36TH	
1260TOB	1 7/8	47	2 3/4	1 1/8	1 5/8		43 13/32	36TH	
1264TOB	2	51	2 31/32	1 1/4	1 3/4		43 1/2	36TH	
1266TOB	2 1/16	52	2 31/32	1 1/4	1 3/4		43 1/2	36TH	
1270TOB	2 3/16	55	3 3/16	1 5/16	1 7/8		43 19/32	36TH	
1272TOB	2 1/4	57	3 1/4	1 5/16	1 7/8		43 19/32	36TH	
1276TOB	2 3/8	60	3 13/32	1 13/32	2		43 11/16	36TH	
1282TOB	2 9/16	65	3 21/32	1 1/2	2 1/4		43 13/16	36TH	
1284TOB	2 5/8	67	3 11/16	1 1/2	2 1/4		44 7/32	36TH	
1288TOB	2 3/4	70	3 15/16	1 19/32	2 1/2		44	36TH	
1294TOB	2 15/16	75	4 5/32	1 11/16	2 5/8		44 3/32	36TH	
12100TOB	3 1/8	79	4 3/8	1 11/16	2 3/4		44 19/32	36TH	

### Features

- Unique, versatile design allows wrench to be used with or without optional handles.
- Tubular Wrenches may be used without the handle to quickly run down nuts.
- The handle can then be attached to provide maximum turning power for final tightening or to reach otherwise inaccessible fasteners.
- A detent on the wrench shaft helps to align locking button with handle hole.
- Offset box wrench head provides turning clearance.
- Sizes of both SAE and corresponding metric fasteners are shown.



1224TSB



## STRAIGHT BOX END TUBULAR HANDLE WRENCHES

Industrial Black Finish, 12 Point, SAE / Metric

Product Code	Size (Inches)	Size (MM)	Outside Head Diameter (Inches)	Head Depth (Inches)	Assembled Length From Bolt Center (Inches) 13TH	Assembled Length From Bolt Center (Inches)		Fits Handle No.
						24TH/36TH	13TH - 24TH	
1224TSB	3/4	-	1 1/4	17/32	19 1/32	29 17/32	13TH - 24TH	
1226TSB	13/16	-	1 1/4	17/32	19 1/32	29 17/32	13TH - 24TH	
1228TSB	7/8	-	1 13/32	19/32	19 1/32	29 17/32	13TH - 24TH	
1230TSB	15/16	-	1 13/32	19/32	19 1/32	29 17/32	13TH - 24TH	
1232TSB	1	-	1 9/16	21/32	19 3/32	29 19/32	13TH - 24TH	
1234TSB	1 1/16	-	1 9/16	21/32	19 3/32	29 19/32	13TH - 24TH	
1236TSB	1 1/8	-	1 5/16	11/16	19 3/32	29 19/32	13TH - 24TH	
1240TSB	1 1/4	32	1 29/32	27/32	21 13/32	31 29/32	13TH - 24TH	
1242TSB	1 9/16	33	1 29/32	27/32	21 13/32	31 29/32	13TH - 24TH	
1246TSB	1 7/16	36	2 5/32	7/8	21 13/32	31 29/32	13TH - 24TH	
1248TSB	1 1/2	38	2 3/32	7/8	21 13/32	31 29/32	13TH - 24TH	
1252TSB	1 5/8	41	2 5/16	15/16	22 7/32	32 23/32	13TH - 24TH	
12100TSB	3 1/8	79	4 3/32	1 3/4		42 5/32	36TH	

### Features

- Unique, versatile design allows wrench to be used with or without optional handles.
- Tubular wrenches may be used without the handle to quickly run down nuts.
- The handle can then be attached to provide maximum turning power for final tightening or to reach otherwise inaccessible fasteners.
- A detent on the wrench shaft helps to align locking button with handle hole.
- Straight box wrench head provides access when clearance is limited.
- Sizes of both SAE and corresponding metric fasteners are shown.



TUBULAR

WRENCHES

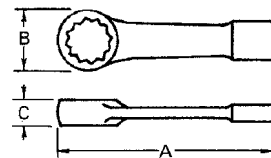
**STRAIGHT PATTERN BOX END STRIKING WRENCHES**

Industrial Black Finish, 12 Point, SAE / Metric

Product Code	Size (Inches)	Size (MM)	A	B	C
			Overall Length (Inches)	Box End Diameter (Inches)	Box End Thickness (Inches)
SFH-1808BW	1 3/16	30	7 9/16	2 3/32	7/8
SFH-1808W	1 1/4	32	7 9/16	2 3/32	7/8
SFH-1808AW	1 5/16	33	7 9/16	2 3/32	7/8
SFH-1808CW	1 3/8	35	7 21/32	2 3/32	31/32
SFH-1809W	1 7/16	-	7 21/32	2 9/32	31/32
SFH-1809BW	-	36	7 21/32	2 9/32	31/32
SFH-1809AW	1 1/2	38	7 21/32	2 9/32	31/32
SFH-1810W	1 5/8	41	7 21/32	2 21/32	1 1/32
SFH-1810AW	1 11/16	43	7 13/16	2 21/32	1 5/32
SFH-1810BW	1 3/4	44	7 15/16	2 13/16	1 1/4
SFH-1811W	1 13/16	46	7 15/16	2 13/16	1 1/4
SFH-1811AW	1 7/8	-	7 15/16	2 13/16	1 1/4
SFH-1812BW	-	50	11 19/32	3 3/16	1 13/32
SFH-1812W	2	51	11 19/32	3 3/16	1 13/32
SFH-1812AW	2 1/16	52	11 19/32	3 3/16	1 13/32
SFH-1813W	2 3/16	55	11 3/4	2 9/16	1 17/32
SFH-1813AW	2 1/4	57	11 3/4	2 9/16	1 17/32
SFH-1814W	2 3/8	60	11 7/8	3 3/4	1 11/16
SFH-1814AW	2 7/16	62	11 7/8	3 3/4	1 11/16
SFH-1814BW	2 1/2	64	11 7/8	3 3/4	1 11/16
SFH-1815W	2 9/16	65	13	4	1 13/16
SFH-1815AW	2 5/8	67	13	4	1 13/16
SFH-1816W	2 3/4	70	14 9/32	4 9/32	1 15/16
SFH-1816AW	2 13/16	71	14 9/32	4 9/32	1 15/16
SFH-1816BW	2 15/16	75	14 13/32	4 17/32	2 1/16
SFH-1817AW	3	76	14 13/32	4 17/32	2 1/16
SFH-1817W	3 1/8	80	17 19/32	4 29/32	2 3/32
SFH-1818AW	3 3/8	85	17 19/32	4 29/32	2 3/32
SFH-1818W	3 1/2	89	17 13/16	5 5/16	2 15/32
SFH-1819BWA	3 3/4	95	17 29/32	5 17/32	2 21/32
SFH-1819WA	3 7/8	98	17 29/32	5 17/32	2 21/32
SFH-1819CWA	4 1/8	105	18 5/32	6 1/32	2 15/16
SFH-1819AWA	4 1/4	108	18 5/32	6 1/32	2 15/16
SFH-1820BWA	4 1/2	114	20 1/32	6 25/32	3 3/16
SFH-1820WA	4 5/8	117	20 1/32	6 25/32	3 3/16



SFH-1812W



**Features**

- Striking face wrenches are designed to be struck by a hammer on the anvil area in order to loosen frozen fasteners or to set and tighten fasteners.
- Anvils are proportional to opening sizes. Special heat treating provides maximum durability for long life.
- Straight handle design resists springing while allowing the fastener to turn more easily.
- Williams' expanded line of offset striking face wrenches, up to 4 5/8", provides the most extensive line on the market.
- Specifically engineered to hold up under the most rigorous industrial use.



STRIKING

WRENCHES







## OFFSET PATTERN BOX END STRIKING WRENCHES

Industrial Black Finish, 12 Point, SAE / Metric

Product Code	Size (Inches)	Size (MM)	A	B	C
			Overall Length (Inches)	Box End Diameter (Inches)	Box End Thickness (Inches)
8807W	1 1/16	27	9 3/32	1 21/32	23/32
8807AW	1 1/8	-	10 31/32	1 15/16	3/4
8808BW	1 3/16	30	10 31/32	1 15/16	3/4
8808W	1 1/4	32	10 31/32	1 15/16	3/4
8808AW	1 5/16	33	10 31/32	1 15/16	3/4
8808CW	1 3/8	35	11 1/2	2 7/32	29/32
8809W	1 7/16	-	11 1/2	2 9/32	29/32
8809BW	-	36	11 1/2	2 5/32	29/32
8809AW	1 1/2	38	12	2 7/16	1
8810W	1 5/8	41	12	2 7/16	1
8810AW	1 11/16	43	12 9/16	2 11/16	1 1/8
8811BW	1 3/4	44	12 9/16	2 11/16	1 1/8
8811W	1 13/16	46	12 9/16	2 11/16	1 1/8
8811AW	1 7/8	-	13	2 7/8	1 1/4
8812AW	1 15/16	49	13	2 7/8	1 1/4
8812BW	-	50	13	2 7/8	1 1/4
8812W	2	51	13	2 7/8	1 1/4
8813BW	2 1/8	54	13 9/16	3 1/4	1 13/32
8813W	2 3/16	55	13 9/16	3 1/4	1 13/32
8813AW	2 1/4	57	13 9/16	3 1/4	1 13/32
8814AW	2 5/16	59	13 9/16	3 1/4	1 13/32
8814W	2 3/8	60	14 1/8	3 11/16	1 1/2
8815BW	2 1/2	64	14 1/8	3 11/16	1 1/2
8815W	2 9/16	65	14 1/8	3 11/16	1 1/2
8815AW	2 5/8	67	15	3 15/16	1 5/8
8816W	2 3/4	70	15	3 15/16	1 5/8
8816CW	2 7/8	73	16	4 7/16	1 3/4
8816BW	2 15/16	75	16	4 7/16	1 3/4
8817AW	3	76	16	4 7/16	1 3/4
8817W	3 1/8	80	16	4 7/16	1 3/4
8818AW	3 3/8	85	18 9/32	6	2
8818W	3 1/2	89	18 9/32	6	2
8819BW	3 3/4	95	18 9/32	6	2
8819W	3 7/8	98	18 9/32	6	2
8819CW	4 1/8	105	18 9/32	6	2
8819AW	4 1/4	108	18 9/32	6	2



8811BW

8811BW

### Features

- Striking face wrenches are designed to be struck by a hammer on the anvil area in order to loosen frozen fasteners or to set and tighten fasteners.
- Anvils are proportional to opening sizes. Special heat treating provides maximum durability for long life.
- Offset handle is close to head to provide clearance in confined areas.
- Williams' expanded line of offset striking face wrenches, up to 4 1/4", provides the most extensive line on the market.
- Specifically engineered to hold up under the most rigorous industrial use.



## FRAC PUMP WRENCH

A safer, more durable tool

Product Code	Stud Size
8817AFPW	Frac Pump Wrench



### Features

- Specially designed for the oil and gas industry to work on fluid ends of well servicing pumps from all major manufacturers with 3" valve cover retainer nuts
- Offset design with 3" integrated hex driver
- A larger striking surface ensures fewer errant blows
- Offset reduces damage to manifold
- Robust metallurgy ensures a safer tool that is less likely to break



STRIKING

WRENCHES



## SLUGGING WRENCH RETAINERS

Product Code	Stud Size	Length	C	D
SWR-24	3/8	1 29/32	1 15/16	1 3/4
SWR-28	7/8	2	2 3/16	1 29/32
SWR-32	1	2 1/8	2 1/2	2 1/32
SWR-36	1 1/8	2 1/4	2 1/2	2 5/32
SWR-40	1 1/4	2 3/8	2 7/8	2 9/32
SWR-44	1 3/8	2 15/32	3 1/8	2 3/8
SWR-48	1 1/2	2 5/8	3 1/8	2 1/2
SWR-52	1 5/8	2 3/4	3 5/8	2 21/32
SWR-56	1 3/4	2 7/8	3 7/8	2 3/4
SWR-60	1 7/8	3	4 1/2	2 7/8

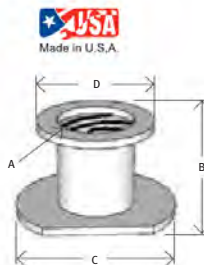
### SWR-SET 10 Piece Slugging Wrench Retainers Set

#### Contents Include:

Product Code	Stud Size	Product Code	Stud Size
SWR-24	3/8	SWR-44	1 3/8
SWR-28	7/8	SWR-48	1 1/2
SWR-32	1	SWR-52	1 5/8
SWR-36	1 1/8	SWR-56	1 3/4
SWR-40	1 1/4	SWR-60	1 7/8

#### Features

- Slugging Wrench Retainers thread onto the end of the stud over the slugging wrench to ensure the wrench stays affixed to the fastener
- A spring loaded plate allows for easy adjustment of the wrench without having to unscrew the retainer.
- Increased productivity and safer operation by eliminating the need for a second worker to hold and slugging wrench in place
- Available in 10 sizes, marked with stud sizes (not hex sizes)
- Configured to work with offset and straight handle slugging wrenches



## HAMMER WRENCHES

### 6 Point

Product Code	Wrench Opening (Nut Size)	Head Dia.	Head Thickness	Overall Length
HW-6034	1 1/16	1 25/32	5/8	9 7/8
HW-6040	1 1/4	2	23/32	10 1/4
HW-6046	1 7/16	2 17/64	7/8	10 9/16
HW-6052	1 9/16	2 31/64	61/64	11
HW-6058	1 13/16	2 21/32	63/64	11 5/16
HW-6064	2	3 1/32	1 7/32	11 11/16
HW-6070	2 3/16	3 9/32	1 1/4	12
HW-6076	2 3/8	3 13/32	1 1/16	12 3/8
HW-6082	2 9/16	3 3/4	1 17/32	12 11/16
HW-6088	2 3/4	4 11/64	1 17/32	13 1/16
HW-6094	2 15/16	4 23/64	1 17/32	13 7/16
HW-6100	3 1/8	4 31/64	1 9/16	13 13/16
HW-6112	3 1/2	4 31/32	1 23/32	14 1/8
HW-6124	3 7/8	5 35/64	1 23/32	14 1/2

#### Features

- Designed for use in the petrochemical industries where clearance, particularly on flanges, and cored fasteners are often a problem:
- 6 Point Hex is offset 15 degree, and short handle length allows for use in tight spaces
- Straight Handle transfers maximum torque when struck
- Assortment fits Stud Sizes up to 2 1/2"





WS-476



WS-474



WS-483



## ADJUSTABLE PIN SPANNER WRENCHES

Industrial Black Finish, SAE

Product Code	Span Diameter (Inches)	Pin Diameter (Inches)	Pin Length (Inches)	Overall Length (Inches)
O-471	3/4 to 2	1/8	1/8	5 3/8
O-471A	3/4 to 2	3/16	5/32	5 3/8
O-472	1 1/4 to 3	3/16	3/16	6 7/8
O-472A	1 1/4 to 3	1/4	7/32	6 7/8
O-474	2 to 4 3/4	1/4	1/4	9 1/2
O-474A	4 1/2 to 6 1/4	3/8	1/4	9 7/8

### WS-476 6-Piece Adjustable Pin Spanner Wrench Set, in Pouch

Contents Include:

Product Code	Overall Length (Inches)	Product Code	Overall Length (Inches)
O-471	5 3/8	O-472A	6 7/8
O-471A	5 3/8	O-474	9 1/2
O-472	6 7/8	O-474A	9 7/8

### Features

- Ideal for adjusting collars, lock nut rings, and bearings.
- Specifically engineered to hold up under the most rigorous industrial use.



## ADJUSTABLE HOOK SPANNER WRENCHES

Industrial Black Finish, SAE

Product Code	Span Diameter (Inches)	Hook Depth (Inches)	Hook Thickness (Inches)	Overall Length (Inches)
471	3/4 to 2	1/8	11/32	5 3/8
472	1 1/4 to 3	5/32	13/32	7 1/4
474	2 to 4 3/4	3/16	15/32	11 1/2
474A	4 1/2 to 6 1/4	1/4	15/32	17 1/2
474B	6 1/8 to 8 3/4	5/16	15/32	18 1/2

### WS-474 4-Piece Adjustable Hook Spanner Wrench Set, in Pouch

Product Code	Overall Length (Inches)	Product Code	Overall Length (Inches)
471	5 3/8	474	11 1/2
472	7 1/4	474A	17 1/2

### Features

- Ideal for adjusting collars, lock nut rings, and bearings.
- Specifically engineered to hold up under the most rigorous industrial use.



## ADJUSTABLE FACE SPANNER WRENCHES

Industrial Black Finish, SAE

Product Code	Span Diameter (Inches)	Pin Diameter (Inches)	Pin Length (Inches)	Overall Length (Inches)
482	2	3/16	1/4	6 1/4
483	3	1/4	1/4	8 1/8
484	4	5/16	1/2	10 3/8

### WS-483 3-Piece Adjustable Face Spanner Wrench Set, in Pouch

Contents Include:

Product Code	Overall Length (Inches)	Product Code	Overall Length (Inches)
482	6 1/4	484	10 3/8
483	8 1/8		

### Features

- Ideal for adjusting collars, lock nut rings, and bearings.
- Specifically engineered to hold up under the most rigorous industrial use.





## T-HANDLE HEX DRIVERS

### Cushion Grip Handle

Product Code	Size (Inches)	Product Code	Size (MM)
HKT-3/32	3/32	HKT-2MM	2
HKT-7/64	7/64	HKT-2.5MM	2.5
HKT-1/8	1/8	HKT-3MM	3
HKT-9/64	9/64	HKT-4MM	4
HKT-5/32	5/32	HKT-5MM	5
HKT-3/16	3/16	HKT-6MM	6
HKT-7/32	7/32	HKT-8MM	8
HKT-1/4	1/4	HKT-10MM	10
HKT-5/16	5/16		
HKT-3/8	3/8		

### Features

- Cushion grip provides extra comfort
- One-Piece handle construction for extra strength
- 6 Inch shaft length

### WSHKT-10 10 Piece T-Handle Hex Driver Set, SAE in Pouch

#### Contents Include:

Product Code	Size	Product Code	Size	Product Code	Size
HKT-3/32	3/32	HKT-5/32	5/32	HKT-1/4	1/4
HKT-7/64	7/64	HKT-3/16	3/16	HKT-5/16	5/16
HKT-1/8	1/8	HKT-7/32	7/32	HKT-3/8	3/8
HKT-9/64	9/64				

### MWSHKT-8 8 Piece T-Handle Hex Driver Set, MM in Pouch

#### Contents Include:

Product Code	Size	Product Code	Size
HKT-2MM	2	HKT-5MM	5
HKT-2.5MM	2.5	HKT-6MM	6
HKT-3MM	3	HKT-8MM	8
HKT-4MM	4	HKT-10MM	10

### Features

- Set comes in pouch for tool box or can be hung.

### Universal Hex Key Stand

Product Code	Size
HKTSTAND	Width 7 1/2 x Depth 5 1/2 x Height 6

### Features

- Universal T-handle stand, fits inch/metric sets
- Number of slots: 22
- Fits up to 3/8" hex
- For Inch, Metric and Torx hex keys
- Can be attached to wall, bench or each other
- T-handle hex drivers are sold separately and are not included with stand
- 6" overall length




HKT-1/4



HKT-6MM



WSHKT-10



MWSHKT-8



HKTSTAND

HEX KEY

WRENCHES







## T-HANDLE HEX DRIVERS

### SAE & Metric

Product Code	Shaft Length (Inches)	Size (Inches)	Product Code	Shaft Length (Inches)	Size (MM)
900T-094	4 1/8	3/32	900T-020-100	4 1/8	2
900T-109	4 1/8	7/64	900T-025-100	4 1/8	2.5
900T-125	4 1/8	1/8	900T-030-100	4 1/8	3
900T-141	4 1/8	9/64	900T-040-150	5 1/2	4
900T-156	5 1/2	5/32	900T-050-150	5 1/2	5
900T-188	5 1/2	3/16	900T-060-200	7 1/4	6
900T-219	5 1/2	7/32	900T-080-200	7 1/4	8
900T-250	7 1/4	1/4	900T-100-200	7 1/4	10
900T-313	7 1/4	5/16			
900T-375	7 1/4	3/8			

### 900T-8MM 8 Piece T-Handle Hex Drivers Set, MM in Cardboard Box

#### Contents Include:

Product Code	Size (MM)	Product Code	Size (MM)
900T-020-100	2	900T-050-150	5
900T-025-100	2.5	900T-060-200	6
900T-030-100	3	900T-080-200	8
900T-040-150	4	900T-100-200	10

### 900T-10US 10 Piece T-Handle Hex Drivers Set, SAE in Cardboard Box

#### Contents Include:

Product Code	Size (Inches)	Product Code	Size (Inches)
900T-094	3/32	900T-188	3/16
900T-109	7/64	900T-219	7/32
900T-125	1/8	900T-250	1/4
900T-141	9/64	900T-313	5/16
900T-156	5/32	900T-375	3/8

#### Features

- Comfort grip handle for durability and flexibility in all types of work applications
- Black oxide tips prevent chipping of chrome to reduce possible contamination at work location



## FOLDING HEX KEY SETS

### SAE and Metric

Product Code	WS-45		WS-46		MWS-47		BE-9777	
Number of Pieces	8		9		7		7	
	Hex Size (Inches)	Key Length (Inches)	Hex Size (Inches)	Key Length (Inches)	Includes Hex Size (MM)	Key Length (Inches)	Includes Hex Size (MM)	Key Length (Inches)
	.050	1 1/4	5/64	1 1/2	1.5	1 3/8	1.5	1 13/16
	1/16	1 3/8	3/32	1 1/16	2	1 1/2	2	1 3/32
	5/64	1 7/16	7/64	1 11/16	2.5	1 5/8	2.5	2 1/64
	3/32	1 9/16	1/8	1 15/16	3	1 3/4	3	2 1/4
	7/64	1 5/8	9/64	2	4	2	4	2 21/64
	1/8	1 11/16	5/32	2 1/4	5	2 1/4	5	2 13/32
	9/64	1 13/16	3/16	2 1/2	6	2 1/2	6	2 23/32
	5/32	2	7/32	2 5/8				
			1/4	2 7/8				

#### Features

- Steel case is chrome plated to resist corrosion.
- Keys are black oxide finish.
- Convenient item for pocket or tool box.



## BALL END AND STANDARD HEX KEY SETS

### SAE and Metric, in Handy Compact Plastic Holder

Product Code	Number of Pieces	Type	Key Style	Key Length	Size Range
10107	7	SAE	Standard	Short	5/64 - 1/4"
10111	11	SAE	Standard	Short	.050 - 1/4"
10113	13	SAE	Standard	Short	.050 - 3/8"
10213	13	SAE	Standard	Long	.050 - 3/8"
10507	7	Metric	Standard	Short	1.5 - 6.0 mm
10509	9	Metric	Standard	Short	1.5 - 10.0 mm
13213	13	SAE	Ball Hex	Long	.050 - 3/8"
13609	9	Metric	Ball Hex	Long	1.5 - 10.0 mm
BE-9770	9	Metric	Ball End	Long	1.5 - 10.0 mm

### Features

- Plastic holders organize hex keys securely in place.
- Keys are black oxide finish.
- Holders are color coded, red for fractional and blue for metric.
- Ball hex key ends are designed with ball on long arm to provide 360° of rotation at up to a 30° angle.



10213



10507



BE-9770



## HEX KEY SETS IN POUCH

### SAE and Metric

Product Code	WS-44	MWS-27
Number of Pieces	13	11
	Hex Size (Inches)	Hex Size (MM)
	Key Length (Inches)	Key Length (Inches)
	.050	2
	1/16	2 1/2
	1 13/16	3
	1 31/32	4
	2 1/8	5
	2 1/4	6
	2 3/8	8
	2 9/16	10
	2 19/32	12
	3	14
	3 3/16	17
	3 1/2	
	4	
	4 17/32	

### Features

- Pouch keeps hex keys organized.
- Keys are black oxide finish.



WS-44

MWS-27

HEX KEY



## L-TYPE HEX KEYS

### Industrial Black Finish, SAE

Product Code	Size (Inches)	Length (Inches)	Width (Inches)	Pkg. Qty.
HK-050	.050	1 23/32	1/2	25
HK-1/16	1/16	1 7/8	1/2	25
HK-3/64	3/64	1 31/32	5/8	25
HK-3/32	3/32	1 13/16	9/16	25
HK-7/64	7/64	2 1/4	23/32	25
HK-1/8	1/8	2 13/32	3/4	25
HK-9/64	9/64	2 3/8	25/32	25
HK-7/32	7/32	2 21/32	27/32	25
HK-3/16	3/16	2 31/32	1	25
HK-7/32	7/32	3 3/16	1	25
HK-1/4	1/4	3 5/8	1 1/8	25
HK-3/8	3/8	4 23/32	1 13/32	5



### Features

- Keys are black oxide finish.



## L-TYPE HEX KEYS

### Industrial Black Finish, Metric

Product Code	Size (MM)	Length (Inches)	Width (Inches)	Pkg. Qty.
HK-2mm	2	2	5/8	25
HK-2.5mm	2 1/2	2 1/4	23/32	25
HK-3mm	3	2 9/16	13/16	25
HK-4mm	4	2 13/16	31/32	25
HK-5mm	5	3 13/32	1 1/8	25
HK-6mm	6	3 3/4	1 1/8	10
HK-8mm	8	4 3/16	1 1/8	5
HK-10mm	10	4 3/4	1 1/2	5
HK-12mm	12	5 1/4	1 3/8	5
HK-14mm	14	6	1 1/2	5
HK-17mm	17	6 3/4	2 1/2	1



### Features

- Keys are black oxide finish.



HK-2mm

HK-050

WRENCHES







1/4" Drive	239
3/8" Drive	265
1/2" Drive	324
3/4" Drive	379
1" Drive	404
1-1/2" Drive	414

# SOCKETS AND DRIVE TOOLS

At Snap-on Industrial Brands we're committed to quality. Our large assortment of Williams sockets and drive tools features unique design and is manufactured for heavy duty applications.





## MULTI DRIVE SOCKET & DRIVE TOOL SETS

Product Code	Description
50614A	146 Piece 1/4", 3/8", 1/2" Drive Socket Set 6 Point Rugged Case System Tool Set, SAE & Metric Complete details on page 245, 274, 331
50612A	138 Piece 1/4", 3/8", 1/2" Drive Socket Set 6 Point Rugged Case System Tool Set, SAE & Metric Complete details on page 246, 275, 332
50611A	95 Piece 1/4" & 3/8" Drive Master Socket, Wrench, and Screwdriver Set 6 & 12 Point Rugged Case System Tool Set, SAE Complete details on page 247, 276
50622A	89 Piece 1/4" & 3/8" Drive Master Socket and Tool Set 6 & 12 Point Rugged Case System Tool Set, Metric Complete details on page 248, 277
50681	32 Piece 1/4" & 3/8" Drive Bit Socket Set 6 Point Compact Case Tool Set, SAE & Metric Complete details on page 250
S106	106 Piece 1/4" & 1/2" Drive Master Socket and Tool Set 6 Point Rugged Case System Tool Set, Metric Complete details on page 243

### Features

- Sets include comprehensive assortment of sockets and drive tools in multiple drive sizes.
- All tools are professional quality, made of high-grade chrome vanadium steel
- Sockets feature SUPERTORQUE® lobular openings for greater turning power without deforming the fastener
- Packed in rugged high-density polyethylene (HDPE) cases that are strong and durable yet light in weight
- Rugged case is shock proof at both high and low temperatures, equipped with heavy-duty metal latches and hinges.
- Two component handles are easy to grip and comfortable to carry.



50614A



50612A



50611A



50622A



50681



S106





WILLIAMS®



## 38 PIECE 1/4" DRIVE SOCKET AND DRIVE TOOL SET

**6 & 8 Point SAE, Packed in Exclusive Keep-Safe-Foam System with Metal Box**

Product Code Description  
**WSM-38HFTB** 38 Piece Tool Set with TB-103 Metal Tool Box  
**WSM-38HF** 38 Piece Tool Set Only - Packed in Keep Safe Foam System

**Contents Include:**

Drive Tools:		Drive Tools:	
Product Code	Description	Product Code	Description
M-52EHA	5 1/2" Enclosed Head Ratchet	M-106A	Spinner Handle
M-42A	Flex Handle	M-140A	Universal Joint
M-102	2" Extension	M-20A	Sliding T-Handle
M-104	4" Extension	MFE-6	6" Flexible Extension
M-115	6" Extension		

**Shallow 6-Point Sockets**

Product Code	Size (Inches)
M-605	5/32
M-606	3/16
M-607	7/32
M-608	1/4
M-609	9/32
M-610	5/16
M-611	11/32
M-612	3/8
M-614	7/16
M-616	1/2
M-618	9/16

**Deep 6-Point Sockets**

Product Code	Size (Inches)
MD-606	3/16
MD-607	7/32
MD-608	1/4
MD-609	9/32
MD-610	5/16
MD-611	11/32
MD-612	3/8
MD-614	7/16
MD-616	1/2
MD-618	9/16

**Shallow 8-Point Sockets**

Product Code	Size (Inches)
M-808	1/4
M-810	5/16
M-812	3/8

**Screwdriver Bit Sockets**

Product Code	Description
MA-7A-1P	#1 Phillips® Tip
MA-7A-2P	#2 Phillips® Tip
MA-5A-1S	3/16" Slotted Tip
MA-7A-2S	7/32" Slotted Tip
MA-8A-3S	9/32" Slotted Tip

**Features**

- Keep-Safe-Foam system keeps tools organized and helps prevent loss.
- All tools are professional quality, made of high-grade chrome vanadium steel.
- Sockets feature SUPERTORQUE® lobular openings for greater turning power without deforming the fastener.
- Metal tool box made for years of rugged use.



WSM-38HFTB

WILLIAMS®



## 26 PIECE 1/4" DRIVE SOCKET AND DRIVE TOOL SET

**6 Point SAE, Packed in Exclusive Keep-Safe-Foam System with Metal Box**

Product Code Description  
**WSM-26HFTB** 26 Piece Tool Set with TB-102 Metal Tool Box  
**WSM-26HF** 26 Piece Tool Set Only - Packed in Keep Safe Foam System

**Contents Include:**

Drive Tools:		Drive Tools:	
Product Code	Description	Product Code	Description
M-52EHA	5 1/2" Enclosed Head Ratchet	M-106A	Spinner Handle
M-102	2" Extension	M-140A	Universal Joint
M-115	6" Extension		

**Shallow 6-Point Sockets**

Product Code	Size (Inches)
M-605	5/32
M-606	3/16
M-607	7/32
M-608	1/4
M-609	9/32
M-610	5/16
M-611	11/32
M-612	3/8
M-614	7/16
M-616	1/2
M-618	9/16

**Deep 6-Point Sockets**

Product Code	Size (Inches)
MD-606	3/16
MD-607	7/32
MD-608	1/4
MD-609	9/32
MD-610	5/16
MD-611	11/32
MD-612	3/8
MD-614	7/16
MD-616	1/2
MD-618	9/16

**Features**

- Keep-Safe-Foam system keeps tools organized and helps prevent loss.
- All tools are professional quality, made of high-grade chrome vanadium steel.
- Sockets feature SUPERTORQUE® lobular openings for greater turning power without deforming the fastener.
- Metal tool box made for years of rugged use.



WSM-26HFTB

1/4" DRIVE

SOCKETS AND  
DRIVE TOOLS



## 22 PIECE 1/4" DRIVE SOCKET AND DRIVE TOOL SET

**6 & 12 Point SAE, Packed in Exclusive Keep-Safe-Foam System with Metal Box**

Product Code	Description
WSM-22FTB	22 Piece Tool Set with TB-102 Metal Tool Box
WSM-22F	22 Piece Tool Set Only - Packed in Keep Safe Foam System

### Contents Include:

Drive Tools:		Deep 6-Point Sockets	
Product Code	Description	Product Code	Size (Inches)
M-52EHA	5 1/2" Enclosed Head Ratchet	MD-605	5/32
M-102	2" Extension	MD-606	3/16
M-106A	Spinner Handle	MD-608	1/4
M-140A	Universal Joint		

Shallow 6-Point Sockets		Deep 12-Point Sockets	
Product Code	Size (Inches)	Product Code	Size (Inches)
M-605	5/32	MD-1210	5/16
M-606	3/16	MD-1211	11/32
M-608	1/4	MD-1212	3/8
		MD-1214	7/16
		MD-1216	1/2
		MD-1218	9/16

Shallow 12-Point Sockets	
Product Code	Size (Inches)
M-1210	5/16
M-1211	11/32
M-1212	3/8
M-1214	7/16
M-1216	1/2
M-1218	9/16

### Features

- Keep-Safe-Foam system keeps tools organized and helps prevent loss.
- All tools are professional quality, made of high-grade chrome vanadium steel.
- Sockets feature SUPERTORQUE® lobular openings for greater turning power without deforming the fastener.
- Metal tool box made for years of rugged use.



WSM-22FTB



## 19 PIECE 1/4" DRIVE SOCKET AND DRIVE TOOL SET

**6 & 8 Point SAE, Packed in Exclusive Keep-Safe-Foam System with Metal Box**

Product Code	Description
WSM-19HFTB	19 Piece Tool Set with TB-101 Metal Tool Box
WSM-19HF	19 Piece Tool Set Only - Packed in Keep Safe Foam System

### Contents Include:

Drive Tools:		Shallow 6-Point Sockets	
Product Code	Description	Product Code	Size (Inches)
M-52EHA	5 1/2" Enclosed Head Ratchet	M-606	3/16
M-102	2" Extension	M-607	7/32
M-115	6" Extension	M-608	1/4
M-106A	Spinner Handle	M-609	9/32
M-140A	Universal Joint	M-610	5/16
M-42A	Flex Handle	M-611	11/32
		M-612	3/8
		M-614	7/16
		M-616	1/2
		M-618	9/16

Shallow 8-Point Sockets	
Product Code	Size (Inches)
M-808	1/4
M-810	5/16
M-812	3/8

### Features

- Keep-Safe-Foam system keeps tools organized and helps prevent loss.
- All tools are professional quality, made of high-grade chrome vanadium steel.
- Sockets feature SUPERTORQUE® lobular openings for greater turning power without deforming the fastener.
- Metal tool box made for years of rugged use.



WSM-19HFTB

1/4" DRIVE

SOCKETS AND DRIVE TOOLS





## 15 PIECE 1/4" DRIVE SOCKET AND DRIVE TOOL SET

6 Point SAE, Packed in Exclusive Keep-Safe-Foam System with Metal Box

Product Code	Description
WSM-15HFTB	15 Piece Tool Set with TB-101 Metal Tool Box
WSM-15HF	15 Piece Tool Set Only - Packed in Keep Safe Foam System

### Contents Include:

#### Drive Tools:

Product Code	Description	Product Code	Description
M-52EHA	5 1/2" Enclosed Head Ratchet	M-106A	Spinner Handle
M-102	2" Extension	M-140A	Universal Joint
M-115	6" Extension		

#### Shallow 6-Point Sockets

Product Code	Size (Inches)	Product Code	Size (Inches)
M-606	3/16	M-611	11/32
M-607	7/32	M-612	3/8
M-608	1/4	M-614	7/16
M-609	9/32	M-616	1/2
M-610	5/16	M-618	9/16

### Features

- Keep-Safe-Foam system keeps tools organized and helps prevent loss.
- All tools are professional quality, made of high-grade chrome vanadium steel.
- Sockets feature SUPERTORQUE® lobular openings for greater turning power without deforming the fastener.
- Metal tool box made for years of rugged use.



WSM-15HFTB



## 13 PIECE 1/4" DRIVE SOCKET AND DRIVE TOOL SET

6 & 12 Point SAE, Packed in Exclusive Keep-Safe-Foam System with Metal Box

Product Code	Description
WSM-13FTB	13 Piece Tool Set with TB-101 Metal Tool Box
WSM-13F	13 Piece Tool Set Only - Packed in Keep Safe Foam System

### Contents Include:

#### Drive Tools:

Product Code	Description	Product Code	Size (Inches)
M-52EHA	5 1/2" Enclosed Head Ratchet	M-1208	1/4
M-102	2" Extension	M-1210	5/16
M-106A	Spinner Handle	M-1211	11/32
M-140A	Universal Joint	M-1212	3/8
		M-1214	7/16
		M-1216	1/2
		M-1218	9/16

#### Shallow 6-Point Sockets

Product Code	Size (Inches)
M-605	5/32
M-606	3/16

### Features

- Keep-Safe-Foam system keeps tools organized and helps prevent loss.
- All tools are professional quality, made of high-grade chrome vanadium steel.
- Sockets feature SUPERTORQUE® lobular openings for greater turning power without deforming the fastener.
- Metal tool box made for years of rugged use.



WSM-13FTB

1/4" DRIVE

SOCKETS AND  
DRIVE TOOLS





## 30 PIECE 1/4" DRIVE SOCKET AND DRIVE TOOL SET

6 Point Metric, Packed in Exclusive Keep-Safe-Foam System with Metal Box

Product Code	Description
MSM-30HFTB	30 Piece Metric Tool Set with TB-103 Metal Tool Box
MSM-30HF	30 Piece Tool Set Only - Packed in Keep Safe Foam System

### Contents Include:

#### Drive Tools:

Product Code	Description	Product Code	Description
M-52EHA	5 1/2" Enclosed Head Ratchet	M-106A	Spinner Handle
M-102	2" Extension	M-140A	Universal Joint
M-115	6" Extension	M-42A	Flex Handle

#### Shallow 6-Point Sockets

Product Code	Size (MM)	Product Code	Size (MM)
MM-604	4	MMD-604	4
MM-605	5	MMD-605	5
MM-605.5	5 1/2	MMD-605.5	5 1/2
MM-606	6	MMD-606	6
MM-607	7	MMD-607	7
MM-608	8	MMD-608	8
MM-609	9	MMD-609	9
MM-610	10	MMD-610	10
MM-611	11	MMD-611	11
MM-612	12	MMD-612	12
MM-613	13	MMD-613	13
MM-614	14	MMD-614	14

#### Deep 6-Point Sockets

Product Code	Size (MM)
MMD-604	4
MMD-605	5
MMD-605.5	5 1/2
MMD-606	6
MMD-607	7
MMD-608	8
MMD-609	9
MMD-610	10
MMD-611	11
MMD-612	12
MMD-613	13
MMD-614	14

### Features

- Keep-Safe-Foam system keeps tools organized and helps prevent loss.
- All tools are professional quality, made of high-grade chrome vanadium steel.
- Sockets feature SUPERTORQUE® lobular openings for greater turning power without deforming the fastener.
- Metal tool box made for years of rugged use.



MSM-30HFTB



## 17 PIECE 1/4" DRIVE SOCKET AND DRIVE TOOL SET

6 Point Metric, Packed in Exclusive Keep-Safe-Foam System with Metal Box

Product Code	Description
MSM-17HFTB	17 Piece Metric Tool Set with TB-101 Metal Tool Box
MSM-17HF	17 Piece Tool Set Only - Packed in Keep Safe Foam System

### Contents Include:

#### Drive Tools:

Product Code	Description	Product Code	Description
M-52EHA	5-1/2" Enclosed Head Ratchet	M-106A	Spinner Handle
M-102	2" Extension	M-140A	Universal Joint
M-115	6" Extension		

#### Shallow 6-Point Sockets

Product Code	Size (MM)	Product Code	Size (MM)
MM-604	4	MM-609	9
MM-605	5	MM-610	10
MM-605.5	5.5	MM-611	11
MM-606	6	MM-612	12
MM-607	7	MM-613	13
MM-608	8	MM-614	14

### Features

- Keep-Safe-Foam system keeps tools organized and helps prevent loss.
- All tools are professional quality, made of high-grade chrome vanadium steel.
- Sockets feature SUPERTORQUE® lobular openings for greater turning power without deforming the fastener.
- Metal tool box made for years of rugged use.



MSM-17HFTB

1/4" DRIVE

SOCKETS AND DRIVE TOOLS







## 106 PIECE 1/4" & 1/2" MASTER SOCKET AND TOOL SET

### 6 Point Rugged-Case-System-Tool Set, SAE & MM

Product Code	Description
S106	106 Piece 1/4" & 1/2" Drive Socket and Wrench Set



S106

#### Contents Include:

##### 1/4" Drive Tools

Description
Quick Release Ratchet
Universal Joint
Spinner Handle
2" Extension
4" Extension
Sliding T-handle

##### 1/4" Drive 6 Point Shallow Sockets

Size (mm)	Size (mm)
4	8
4.5	9
5	10
5.5	11
6	12
7	13

##### 1/4" Drive Deep 6 Point Sockets

Size (mm)	Size (mm)
4	9
5	10
6	11
7	12
8	13

##### 1/4" Drive Phillips Bit Sockets

Size (mm)	Size (mm)
#1	#3
#2	#4

##### 1/4" Drive Slotted Bit Sockets

Size	Size
4	7
5.5	

##### 1/4" Drive Hex Bit Sockets

Size (mm)	Size (mm)
3	6
4	8
5	10

##### 1/4" Drive Pozidriv Bit Sockets

Size (mm)	Size (mm)
1	3
2	

##### 1/4" Drive Torx Bit Sockets

Size	Size
T8	T25
T10	T27
T15	T30
T20	T40

##### 1/2" Drive Tools

Description
Quick Release Ratchet
Universal Joint
5" Extension
10" Extension
Adapter

##### 1/2" Drive 6 Point Shallow Sockets

Size (mm)	Size (mm)
10	20
12	21
13	23
14	24
15	27
16	32
17	34
18	

##### 1/2" Drive 6 Point Shallow Sockets

Size (inches)	Size (inches)
3/8	3/4
7/16	13/16
1/2	7/8
9/16	1 3/16
11/16	

##### 1/2" Drive Shallow Impact Sockets, 6 point, MM

Size (mm)	Size (mm)
17	21
19	24

##### 1/2" Drive Spark Plug Socket

Size (mm)
21

##### L Type Hex Keys

Size (mm)	Size (mm)
1.5	2.5
2	

##### Double Flex Head Wrenches

Size (mm)	Size (mm)
8-9	12-13
10-11	14-15

##### 12 Point Combination Wrenches

Size (mm)	Size (mm)
7	14
8	15
9	16
10	17
11	18
12	19
13	

#### Features

- All tools are professional quality, made of high-grade chrome vanadium steel.
- Packed in a rugged high-density polyethylene (HDPE) case that is strong and durable yet light in weight
- Case is shock proof at both high and low temperatures, equipped with heavy-duty metal latches and hinges

1/4" & 1/2" DRIVE TOOL SET

SOCKETS AND  
DRIVE TOOLS



## 29 PIECE 1/4" DRIVE BIT SOCKET SET

### 6 Point Rugged-Case-System Tool Set, Metric

Product Code	Description
S290	29 Piece 1/4" Drive Bit Socket Set

#### Contents Include:

1/4" Drive Tools		1/4" Drive Phillips Socket	
Description		Size (mm)	Size (mm)
Quick Release Ratchet		#1	#3
2" Extension		#2	
6" Extension			
Sliding T-Handle			
Universal Joint			
Spinner Handle			
		1/4" Drive Slotted Socket	
		Size (mm)	Size (mm)
		4	7
		5.5	
		1/4" Drive Hex Bit Socket	
Size (mm)	Size (mm)	Size (mm)	Size (mm)
4	8	3	6
4.5	9	4	8
5	10	5	
5.5	11		
6	12		
7	13		

#### Features

- All tools are professional quality, made of high-grade chrome vanadium steel.
- Packed in a rugged high-density polyethylene (HDPE) case that is strong and durable yet light in weight.
- Case is shock proof at both high and low temperatures, equipped with heavy-duty metal latches and hinges.



S290



## 16 PIECE 1/4" DRIVE SOCKET AND DRIVE TOOL SET

### 6 Point Rugged-Case-System-Tool Set, Metric

Product Code	Description
S160	29 Piece 1/4" Drive Bit Socket Set

#### Contents Include:

1/4" Drive Tools		1/4" Drive 6 Point Shallow Sockets	
Description		Size (mm)	Size (mm)
Quick Release Ratchet		4	8
Sliding T-Handle		4.5	9
3" Extension		5	10
6" Flexible Extension		5.5	11
		6	12
		7	13

#### Features

- All tools are professional quality, made of high-grade chrome vanadium steel.
- Packed in a rugged high-density polyethylene (HDPE) case that is strong and durable yet light in weight.
- Case is shock proof at both high and low temperatures, equipped with heavy-duty metal latches and hinges.



S160

1/4" DRIVE

SOCKETS AND DRIVE TOOLS





50614A

### Features

- All tools are professional quality, made of high-grade chrome vanadium steel.
- Sockets feature SUPERTORQUE® lobular openings for greater turning power without deforming the fastener.
- Packed in rugged high-density polyethylene (HDPE) cases that are strong and durable yet light in weight.
- Case is shock proof at both high and low temperatures, equipped with heavy-duty metal latches and hinges.
- Two-component handles are easy to grip and comfortable to carry.

## 146 PIECE 1/4", 3/8", 1/2" DRIVE SOCKET SET

### 6 & 12 Point Rugged-Case-System Tool Set, SAE and Metric

Product Code	Description
50614A	146 Piece 1/4", 3/8", 1/2" Drive Socket Set

#### Contents Include:

1/4" Drive Tools:		1/4" Drive Hex Bit Sockets, MM		3/8" Drive Shallow 6 Point Sockets, MM	
Product Code	Description	Product Code	Size (MM)	Product Code	Size (MM)
30001	Ratchet	35070	3	31506	6
30003	3" Extension	35071	4	31507	7
30006A	Handle	35072	5	31508	8
30007	Universal Joint	35073	6	31509	9
		35074	7	31510	10
		35075	8	31511	11
				31512	12
				31513	13
				31514	14
				31515	15
				31516	16
				31517	17
				31518	18
				31519	19
1/4" Drive Deep 6 Point Sockets, MM		1/4" Drive Screwdriver Bit Sockets		3/8" Drive Shallow 6 Point Sockets, SAE	
Product Code	Size (MM)	Product Code	Description	Product Code	Size (Inches)
30704	4	35040	5/32" Slotted Tip	31108	1/4
30705	5	35041	7/32" Slotted Tip	31110	5/16
30706	6	35042	9/32" Slotted Tip	31112	3/8
30707	7	35050	#0 Phillips Tip	31114	7/16
30708	8	35051	#1 Phillips Tip	31116	1/2
30709	9	35052	#2 Phillips Tip	31118	9/16
30710	10			31120	5/8
30711	11			31122	11/16
30712	12			31124	3/4
30713	13			31126	13/16
				31128	7/8
				31130	15/16
				31132	1
1/4" Drive Deep 6 Point Sockets, SAE		1/4" Drive Torx Bit Sockets		3/8" Drive Spark Plug Socket	
Product Code	Size (Inches)	Product Code	Size	Product Code	Size (Inches)
30306	3/16	35080	T10	31301	5/8
30307	7/32	35081	T15	31303	13/16
30308	1/4	35082	T20		
30309	9/32	35083	T25		
30310	5/16	35084	T27		
30311	11/32	35085	T30		
30312	3/8				
30314	7/16				
30316	1/2				
1/4" Drive Shallow 6 Point Sockets, MM		3/8" Drive Tools		1/2" Drive Tools	
Product Code	Size (MM)	Product Code	Description	Product Code	Description
30504	4	31001	Ratchet	32001	Ratchet
30505	5	31002	3" Extension	32003	6" Extension
30509	5.5	31003	6" Extension	32004	10" Extension
30506	6	31008	Adaptor - 3/8" F x 1/4" M	32006	Universal Joint
30507	7			32008	Adaptor - 1/2" F x 3/8" M
30508	8				
30509	9				
30510	10				
30511	11				
30512	12				
30513	13				
30514	14				
1/4" Drive Shallow 6 Point Sockets, SAE		3/8" Drive Deep 12 Point Sockets, MM		1/2" Drive Shallow 12 Point Sockets, SAE	
Product Code	Size (Inches)	Product Code	Size (MM)	Product Code	Size (Inches)
30105	5/32	31806	6	32212	3/8
30106	3/16	31807	7	32214	7/16
30107	7/32	31808	8	32216	1/2
30108	1/4	31809	9	32218	9/16
30109	9/32	31810	10	32220	5/8
30110	5/16	31811	11	32222	11/16
30111	11/32	31812	12	32224	3/4
30112	3/8	31813	13	32226	13/16
30114	7/16	31814	14	32228	7/8
30116	1/2	31815	15	32230	15/16
30118	9/16	31816	16	32232	1
		31817	17		
		31818	18		
		31819	19		
1/4" Drive Hex Bit Sockets, SAE		3/8" Drive Deep 12 Point Sockets, SAE			
Product Code	Size (Inches)	Product Code	Size (Inches)		
35000	1/8	31408	1/4		
35001	5/32	31410	5/16		
35002	3/16	31412	3/8		
35003	7/32	31414	7/16		
35004	1/4	31416	1/2		
35005	5/16	31418	9/16		
		31420	5/8		
		31422	11/16		
		31424	3/4		
		31426	13/16		
		31428	7/8		
		31430	15/16		
		31432	1		

1/4", 3/8" & 1/2" DRIVE TOOL SET

SOCKETS AND DRIVE TOOLS

# 138 PIECE 1/4", 3/8", 1/2" DRIVE SOCKET SET

## 6 Point Rugged-Case-System Tool Set, SAE and Metric

Product Code	Description
50612A	138 Piece 1/4", 3/8", 1/2" Drive Socket Set

### Contents Include:

1/4" Drive Tools:		3/8" Drive Tools		1/2" Drive Tools	
Product Code	Description	Product Code	Description	Product Code	Description
30001	Ratchet	31001	Ratchet	32001	Ratchet
30002	1-1/2" Extension	31002	3" Extension	32003	6" Extension
30003	3" Extension	31003	6" Extension	32004	10" Extension
30006A	Spinner Handle	31006	Universal Joint	32006	Universal Joint
30007	Universal Joint	31008	Adaptor	32008	Adaptor
30013	Hex Bit Holder	31013	Hex Bit Holder		
24880	13 Piece Insert Bit Set				

1/4" Drive Deep 6 Point Sockets, MM		3/8" Drive Deep 12 Point Sockets, MM		1/2" Drive Shallow 12 Point Sockets, MM	
Product Code	Size (MM)	Product Code	Size (MM)	Product Code	Size (MM)
30704	4	31810	10	32610	10
30705	5	31811	11	32611	11
30706	6	31812	12	32612	12
30707	7	31813	13	32613	13
30708	8	31814	14	32614	14
30709	9	31815	15	32615	15
30710	10	31816	16	32616	16
30711	11	31817	17	32617	17
30712	12	31818	18	32618	18
30713	13	31819	19	32619	19

1/4" Drive Deep 6 Point Sockets, SAE		3/8" Drive Deep 12 Point Sockets, SAE		1/2" Drive Shallow 12 Point Sockets, SAE	
Product Code	Size (Inches)	Product Code	Size (Inches)	Product Code	Size (Inches)
30305	3/32	31412	3/8	32212	3/8
30306	3/16	31414	7/16	32214	7/16
30307	7/32	31416	1/2	32216	1/2
30308	1/4	31418	9/16	32218	9/16
30309	5/32	31420	5/8	32220	5/8
30310	3/16	31422	11/16	32222	11/16
30311	1/32	31424	3/4	32224	3/4
30312	3/8	31426	13/16	32226	13/16
30314	7/16	31428	7/8	32228	7/8
30316	1/2			32230	15/16

1/4" Drive Shallow 6 Point Sockets, MM		3/8" Drive Shallow 6 Point Sockets, MM		3/8" Drive Shallow 6 Point Sockets, SAE	
Product Code	Size (MM)	Product Code	Size (MM)	Product Code	Size (Inches)
30504	4	31510	10	31112	3/8
30505	5	31511	11	31114	7/16
30509	5.5	31512	12	31116	1/2
30506	6	31513	13	31118	9/16
30507	7	31514	14	31120	5/8
30508	8	31515	15	31122	11/16
30509	9	31516	16	31124	3/4
30510	10	31517	17		
30511	11	31518	18		
30512	12	31519	19		
30513	13				



50612A

### Features

- All tools are professional quality, made of high-grade chrome vanadium steel.
- Sockets feature SUPERTORQUE® lobular openings for greater turning power without deforming the fastener.
- Packed in rugged high-density polyethylene (HDPE) cases that are strong and durable yet light in weight.
- Case is shock proof at both high and low temperatures, equipped with heavy-duty metal latches and hinges.
- Two-component handles are easy to grip and comfortable to carry.

1/4", 3/8" & 1/2" DRIVE TOOL SET

SOCKETS AND DRIVE TOOLS





## 95 PIECE 1/4" & 3/8" DRIVE MASTER SOCKET & TOOL SET

### 6 & 12 Point Rugged-Case-System Tool Set, SAE

Product Code	Description
50611A	95 Piece Master Socket, Wrench, and Screwdriver Set

#### Contents Include:



50611A

#### Features

- All tools are professional quality, made of high-grade chrome vanadium steel.
- Sockets feature SUPERTORQUE® lobular openings for greater turning power without deforming the fastener.
- Packed in rugged high-density polyethylene (HDPE) cases that are strong and durable yet light in weight.
- Case is shock proof at both high and low temperatures, equipped with heavy-duty metal latches and hinges.
- Two-component handles are easy to grip and comfortable to carry.

1/4" Drive Tools:		1/4" Drive Hex Bit Sockets	
Product Code	Description	Product Code	Size (MM)
30001	36 Tooth Quick-Release Ratchet	35070	3
30002	1 1/2" Extension	35071	4
30003	3" Extension	35072	5
30005	Flex Handle	35073	6
30006A	Spinner Handle	35074	7
30007	Universal Joint	35075	8
30009	1/4" F x 3/8" M Adapter		

1/4" Drive Shallow 6-Point Sockets		1/4" Drive Screwdriver Bit Sockets	
Product Code	Size (Inches)	Product Code	Description
30106	3/16	35040	5/32" Slotted Tip
30107	7/32	35041	7/32" Slotted Tip
30108	1/4	35042	9/32" Slotted Tip
30109	9/32	35050	#0 Phillips® Tip
30110	5/16	35051	#1 Phillips® Tip
30111	11/32	35052	#2 Phillips® Tip
30112	3/8		
30114	7/16		
30116	1/2		
30118	9/16		

1/4" Drive Deep 6-Point Sockets		1/4" Drive Torx® Bit Sockets	
Product Code	Size (Inches)	Product Code	Size
30306	3/16	35080	T10
30307	7/32	35081	T15
30308	1/4	35082	T20
30309	9/32	35083	T25
30310	5/16	35084	T27
30311	11/32	35085	T30
30312	3/8		
30314	7/16		
30316	1/2		
30318	9/16		

1/4" Drive Hex Bit Sockets		3/8" Drive Shallow 6-Point Sockets	
Product Code	Size (Inches)	Product Code	Size (Inches)
35000	1/8	31112	3/8
35001	5/32	31114	7/16
35002	3/16	31116	1/2
35003	7/32	31118	9/16
35004	1/4	31120	5/8
35005	5/16	31122	11/16
		31124	3/4
		31126	13/16
		31128	7/8
		31130	15/16
		31132	1

3/8" Drive Tools:		3/8" Drive Deep 12-Point Sockets	
Product Code	Description	Product Code	Size (Inches)
31001	38 Tooth Quick-Release Ratchet	31412	3/8
31002	3" Extension	31414	7/16
31003	6" Extension	31416	1/2
31004	10" Extension	31418	9/16
31005	10" Flex Handle	31420	5/8
31006	Universal Joint	31422	11/16
31007	Sliding T-Handle	31424	3/4
31008	3/8" F x 1/4" M Adapter	31426	13/16
31009	3/8" F x 1/2" M Adapter	31428	7/8
		31430	15/16
		31432	1

Comfort Grip Screwdrivers		12 Point Combination Wrenches	
Product Code	Description	Product Code	Size (Inches)
24205A	3/16" x 4" Slotted	11108	1/4
24219A	1/4" x 4" Slotted	11110	5/16
24249A	#1 x 3" Phillips®	11112	3/8
24253A	#2 x 4" Phillips®	11114	7/16
		11116	1/2
		11118	6/16
		11120	5/8
		11122	11/16
		11124	3/4

1/4" & 3/8" DRIVE TOOL SET

SOCKETS AND DRIVE TOOLS

## 89 PIECE 1/4" & 3/8" DRIVE MASTER SOCKET AND TOOL SET

### 6 & 12 Point Rugged-Case-System Tool Set, Metric

Product Code	Description
50622A	89 Piece Master Socket, Wrench and Screwdriver Set

#### Contents Include:

1/4" Drive Tools:		3/8" Drive Tools:	
Product Code	Description	Product Code	Description
30001	36 Tooth Quick-Release Ratchet	31001	38 Tooth Quick-Release Ratchet
30002	1 1/2" Extension	31002	3" Extension
30003	3" Extension	31003	6" Extension
30005	Flex Handle	31004	10" Extension
30006A	Spinner Handle	31005	10" Flex Handle
30007	Universal Joint	31006	Universal Joint
30009	1/4" F x 3/8" M Adapter	31007	Sliding T-Handle
		31008	3/8" F x 1/4" M Adapter
		31009	3/8" F x 1/2" M Adapter
1/4" Drive Shallow 6-Point Sockets		3/8" Drive Shallow 6-Point Sockets	
Product Code	Size (MM)	Product Code	Size (MM)
30504	4	31508	8
30505	5	31509	9
30599	5 1/2	31510	10
30506	6	31511	11
30507	7	31512	12
30508	8	31513	13
30509	9	31514	14
30510	10	31515	15
30511	11	31516	16
30512	12	31517	17
30513	13	31518	18
30514	14	31519	19
1/4" Drive Hex Bit Sockets		3/8" Drive Deep 12-Point Sockets	
Product Code	Size (Inches)	Product Code	Size (MM)
35000	1/8	31808	8
35001	5/32	31809	9
35002	3/16	31810	10
35003	7/32	31811	11
35004	1/4	31812	12
35005	5/16	31813	13
		31814	14
		31815	15
		31816	16
		31817	17
		31818	18
		31819	19
1/4" Drive Hex Bit Sockets		Comfort Grip Screwdrivers	
Product Code	Size (MM)	Product Code	Description
35070	3	24205A	3/16" x 4" Slotted
35071	4	24219A	1/4" x 4" Slotted
35072	5	24249A	#1 x 3" Phillips®
35073	6	24253A	#2 x 4" Phillips®
35074	7		
35075	8		
1/4" Drive Screwdriver Bit Sockets		12 Point Combination Wrenches	
Product Code	Description	Product Code	Size (MM)
35040	5/32" Slotted Tip	11506	6
35041	7/32" Slotted Tip	11508	8
35042	9/32" Slotted Tip	11510	10
35050	#0 Phillips® Tip	11512	12
35051	#1 Phillips® Tip	11513	13
35052	#2 Phillips® Tip	11514	14
		11515	15
		11517	17
		11519	19
1/4" Drive Torx® Bit Sockets			
Product Code	Size		
35080	T10		
35081	T15		
35082	T20		
35083	T25		
35084	T27		
35085	T30		



50622A

#### Features

- All tools are professional quality, made of high-grade chrome vanadium steel.
- Sockets feature SUPERTORQUE® lobular openings for greater turning power without deforming the fastener.
- Packed in rugged high-density polyethylene (HDPE) cases that are strong and durable yet light in weight.
- Case is shock proof at both high and low temperatures, equipped with heavy-duty metal latches and hinges.
- Two-component handles are easy to grip and comfortable to carry.



## 67 PIECE 1/4" DRIVE SOCKET SET

### 6 Point Rugged-Case-System Tool Set, SAE and Metric

Product Code	Description
50602A	67 Piece 1/4" Drive Socket Set

#### Contents Include:

##### 1/4" Drive Tools

Product Code	Description
30001	Ratchet
30005	Flex handle
30002	4" Extension
30003	8" Extension
30006A	18" Sliding T-handle
30007	Universal Joint
30010	Spinner Disc

##### 1/4" Drive Deep 6 Point Sockets, MM

Product Code	Size (MM)
30704	4
30705	5
30706	6
30707	7
30708	8
30709	9
30710	10
30711	11
30712	12
30713	13

##### 1/4" Drive Deep 6 Point Sockets, SAE

Product Code	Size (Inches)
30306	3/16
30307	7/32
30308	1/4
30309	9/32
30310	5/16
30311	11/32
30312	3/8
30314	7/16
30316	1/2
30318	9/16

##### 1/4" Drive Shallow 6 Point Sockets, MM

Product Code	Size (MM)
30504	4
30505	5
30599	5.5
30506	6
30507	7
30508	8
30509	9
30510	10
30511	11
30512	12
30513	13
30514	14

##### 1/4" Drive Shallow 6 Point Sockets, SAE

Product Code	Size (Inches)
30106	3/16
30107	7/32
30108	1/4
30109	9/32
30110	5/16
30111	11/32
30112	3/8
30114	7/16
30116	1/2
30118	9/16

##### 1/4" Drive Hex Bit Sockets, SAE

Product Code	Size (Inches)
35000	1/8
35001	5/32
35002	3/16
35003	7/32
35004	1/4
35005	5/16

##### 1/4" Drive Hex Bit Sockets, MM

Product Code	Size (MM)
35070	3
35071	4
35072	5
35073	6
35074	7
35075	8

##### 1/4" Drive Slotted Bit Sockets, SAE

Product Code	Size (Inches)
35040	5/32
35041	7/32
35042	9/32

##### 1/4" Drive Phillips Bit Sockets, SAE

Product Code	Size (Inches)
35050	# 0
35051	# 1
35052	# 2



50602A



50601A

#### Features

- All tools are professional quality, made of high-grade chrome vanadium steel
- Sockets feature SUPERTORQUE® lobular openings for greater turning power without deforming the fastener.
- Packed in rugged high-density polyethylene (HDPE) cases that are strong and durable yet light in weight.
- Case is shock proof at both high and low temperatures, equipped with heavy-duty metal latches and hinges.
- Two-component handles are easy to grip and comfortable to carry.



## 47 PIECE 1/4" DRIVE 47 PIECE DELUXE SOCKET SET

### 6 Point Rugged-Case-System Tool Set, SAE and Metric

Product Code	Description
50601A	47 Piece Deluxe 6-Point 1/4" Drive Socket Set

#### Contents Include:

##### Drive Tools:

Product Code	Description
30001	36 Tooth Quick-Release Ratchet
30002	1 1/2" Extension
30003	3" Extension
30005	Flex Handle
30006A	Spinner Handle
30007	Universal Joint
30010	Ratchet Spinner

##### Shallow 6-Point Sockets

Product Code	Size (Inches)
30106	3/16
30107	7/32
30108	1/4
30109	9/32
30110	5/16
30111	11/32
30112	3/8
30114	7/16
30116	1/2
30118	9/16
30711	11
30712	12
30713	13

##### Shallow 6-Point Sockets

Product Code	Size (MM)
30504	4
30505	5
30599	5 1/2
30506	6
30507	7
30508	8
30509	9
30510	10
30511	11
30512	12
30513	13
30514	14

##### Hex Bit Sockets

Product Code	Size (Inches)
35000	1/8
35001	5/32
35002	3/16
35003	7/32
35004	1/4
35005	5/16

##### Hex Bit Sockets

Product Code	Size (MM)
35070	3
35071	4
35072	5
35073	6
35074	7
35075	8

##### Screwdriver Bit Sockets

Product Code	Description
35040	5/32" Slotted Tip
35041	7/32" Slotted Tip
35042	9/32" Slotted Tip
35050	#0 Phillips® Tip
35051	#1 Phillips® Tip
35052	#2 Phillips® Tip

1/4" DRIVE

SOCKETS AND DRIVE TOOLS



### 36 PIECE 1/4" DRIVE SOCKET

#### 6 Point Rugged-Case-System Tool Set, Metric

Product Code	Description
50604A	36 Piece Socket Set

#### Contents Include:

1/4" Drive Tools		1/4" Drive Slotted Socket	
Product Code	Description	Product Code	Size (MM)
30001	Ratchet	35043	4
30002	1 1/2" Extension	35044	5.5
30004	6" Extension	35045	7
30007	Universal Joint	<b>1/4" Drive Hex Bit Socket</b>	
30008	Sliding T-Handle	Product Code	Size (MM)
30006A	Spinner Handle	35070	3
<b>1/4" Drive Shallow 6 Point Sockets, MM</b>		35071	4
Product Code	Size (MM)	35072	5
30504	4	35073	6
30598	4.5	35075	8
30505	5	<b>1/4" Drive Torx Bit Socket</b>	
30599	5.5	Product Code	Description
30506	6	35079	T8
30507	7	35080	T10
30508	8	35081	T15
30509	9	35082	T20
30510	10	35083	T25
30511	11	35084	T27
30512	12	35085	T30
30513	13	<b>1/4" Drive Phillips Socket</b>	
Product Code	Description		
35051	# 1		
35052	# 2		
35053	# 3		



50604A



### 32 PIECE 1/4" & 3/8" DRIVE BIT SOCKET SET

#### 6 Point Compact Case Tool Set, SAE & MM

Product Code	Description
50681	32 Piece 1/4" & 3/8" Drive Bit Socket Set

#### Contents Include:

1/4" Drive Torx Bit Socket		3/8" Drive Slotted Socket	
Product Code	Description	Product Code	Size (SAE)
35080	T10	35140	1/4
35081	T15	35141	5/16
35082	T20	35142	3/8
35083	T25	35143	3/16
35084	T27	<b>3/8" Drive Phillips Socket</b>	
35085	T30	Product Code	Description
<b>3/8" Drive Torx Bit Socket</b>		35150	#1
Product Code	Description	35151	#2
35185	T40	35152	#3
35186	T45	<b>3/8" Drive Hex Bit Socket</b>	
35187	T47	Product Code	Size (SAE)
35188	T50	35100	1/8
<b>3/8" Drive Hex Bit Socket</b>		35101	9/64
Product Code	Size (MM)	35102	5/32
35170	4	35103	3/16
35171	5	35104	7/32
35172	6	35105	1/4
35173	7	35106	5/16
35174	8	35107	3/8
35175	9		
35176	10		



50681

#### Features

- All tools are professional quality, made of high-grade chrome vanadium steel
- Sockets feature SUPERTORQUE® lobular openings for greater turning power without deforming the fastener
- Packed in rugged compact high-density polyethylene (HDPE) cases that are strong and durable yet light in weight

1/4" & 3/8" DRIVE TOOL SET

SOCKETS AND DRIVE TOOLS







50661A

### Features

- All tools are professional quality, made of high-grade chrome vanadium steel
- Sockets feature SUPERTORQUE® lobular openings for greater turning power without deforming the fastener
- Packed in rugged compact high-density polyethylene (HDPE) cases that are strong and durable yet light in weight



## 27 PIECE 1/4" DRIVE SOCKET AND DRIVE TOOL SET

### 6 Point Compact Case Tool Set, SAE and Metric

Product Code	Description
50661A	27 Piece 1/4" Drive Socket and Drive Tool Set

#### Contents Include:

1/4" Drive Tools:		1/4" Drive Shallow 6 Point Sockets:		1/4" Drive Shallow 6 Point Sockets:	
Product Code	Description	Product Code	Size (Inches)	Product Code	Size (mm)
30001	5 1/4" Pear Head Ratchet	30106	3/16	30504	4
30002	1 1/2" Extension	30107	7/32	30505	5
30004	6" Extension	30108	1/4	30599	5.5
30006A	Spinner Handle	30109	9/32	30506	6
30007	Universal Joint	30110	5/16	30507	7
		30111	11/32	30508	8
		30112	3/8	30509	9
		30114	7/16	30510	10
		30116	1/2	30511	11
		30118	9/16	30512	12
				30513	13
				30514	14



50662A

### Features

- All tools are professional quality, made of high-grade chrome vanadium steel
- Sockets feature SUPERTORQUE® lobular openings for greater turning power without deforming the fastener
- Packed in rugged compact high-density polyethylene (HDPE) cases that are strong and durable yet light in weight



## 21 PIECE 1/4" DRIVE SOCKET AND DRIVE TOOL SET

### 6 Point Compact Case Tool Set, SAE

Product Code	Description
50662A	21 Piece 1/4" Drive Socket and Drive Tool Set

#### Contents Include:

1/4" Drive Tools:		1/4" Drive Shallow 6 Point Sockets:		1/4" Drive Deep 6 Point Sockets:	
Product Code	Description	Product Code	Size (Inches)	Product Code	Size (SAE)
30001	5 1/4" Pear Head Ratchet	30106	3/16	30308	1/4
30003	1 1/2" Extension	30107	7/32	30309	9/32
30004	3" Extension	30108	1/4	30310	5/16
30006A	Spinner Handle	30109	9/32	30311	11/32
30007	6" Extension	30110	5/16	30312	3/8
		30111	11/32	30314	7/16
		30112	3/8	30316	1/2
		30114	7/16		
		30116	1/2		



50672A

### Features

- All tools are professional quality, made of high-grade chrome vanadium steel
- Sockets feature SUPERTORQUE® lobular openings for greater turning power without deforming the fastener
- Packed in rugged compact high-density polyethylene (HDPE) cases that are strong and durable yet light in weight



## 27 PIECE 1/4" DRIVE SOCKET AND DRIVE TOOL SET

### 12 Point Compact Case Tool Set, SAE & MM

Product Code	Description
50672A	27 Piece 1/4" Drive Socket and Drive Tool Set

#### Contents Include:

1/4" Drive Tools:		1/4" Drive Shallow 12 Point Sockets:		1/4" Drive Shallow 12 Point Sockets:	
Product Code	Description	Product Code	Size (Inches)	Product Code	Size (mm)
30001	5-1/4" Pear Head Ratchet	30206	3/16	30604	4
30002	1-1/2" Extension	30207	7/32	30605	5
30004	6" Extension	30208	1/4	30699	5.5
30006A	Spinner Handle	30209	9/32	30606	6
30007	Universal Joint	30210	5/16	30607	7
		30211	11/32	30608	8
		30212	3/8	30609	9
		30214	7/16	30610	10
		30216	1/2	30611	11
		30218	9/16	30612	12
				30613	13
				30614	14

1/4" DRIVE

SOCKETS AND DRIVE TOOLS



## 1/4" DRIVE ENCLOSED HEAD RATCHETS

### Sealed Narrow Head Design, Chrome and Black Industrial Finish

Product Code	Description	Length (Inches)	Number of Teeth
M-52EHA	Chrome Finish Enclosed Head Ratchet	5 1/4	36
M-52EHFA	Chrome Finish Flex Head Ratchet	7	36
MB-52EHA	Black Industrial Finish Enclosed Head Ratchet	5 1/4	36
M-52EHRKA	Repair Kit for Enclosed Head Ratchets		

Fed. Spec: ANSI B107.10M



### Features

- Enclosed head is sealed to prevent dust, dirt, and liquids from entering head, preserving internal lubrication.
- Forged one-piece ratchet provide strength and safety for industrial applications.
- 36 tooth gear with 10 degree of engagement allows engagement in tight working areas.
- Nickel/Chrome plating provides increase protection from rust and corrosion.
- Chrome finish models feature mirror-like exterior that can be easily cleaned after each use.
- Single Pawl ratchet design:
  - Designed for tighter tolerances between pawl and gear which reduces metal fatigue and slippage under load.
  - Does not require as many working parts, reducing possible breakage and parts to repair.
- Easy access reverse lever allows user to change working direction quickly and easily with only one hand.



MB-52EHA



M-52EHFA



M-52EHA



## 1/4" DRIVE ROUND HEAD RATCHET

### High-Polished Chrome Finish

Product Code	Description	Length (Inches)	Number of Teeth
M-52A	Chrome Finish Round Head Ratchet	5	72
M-52ARK	Repair Kit for Round Head Ratchet		

Fed. Spec: ANSI B107.10M



### Features

- Double pawl design with 72 teeth action provides a 5° ratcheting angle.
- Shift lever reverses action instantly.
- Knurled handle provides a non-slip grip.
- Chrome plating provides increased protection from rust and corrosion.



M-52A



## 1/4" DRIVE HANDLES

### High-Polished Chrome Finish

Product Code	Description	Length (Inches)
M-106A	Spinner Handle	6
M-15A	Speeder Handle	15 1/2
M-42A	Flex Handle Breaker Bar	5 3/4
M-42RK	Repair Kit for Flex Handle	

Fed. Spec: ANSI B107.10M



### Features

- Chrome plating provides increased protection from rust and corrosion.
- Drive handles provide extra leverage with greater strength than ratchets.
- Spinner handle features 1/4" drive female handle end.



M-42A



M-106A



M-15A





## 1/4" DRIVE EXTENSIONS

### High-Polished Chrome Finish

Product Code	Description	Length (Inches)
M-102	Extension	2
M-104	Extension	4
M-115	Extension	6
M-110	Extension	10
M-124	Extension	24
MFE-6	Flexible Extension	6
M-140A	Universal Joint	1 7/16

Fed. Spec: ANSI B107.10M



### Features

- Chrome plating provides increased protection from rust and corrosion.
- Flexible extension is designed for low torque applications in limited access areas.
- Ball and spring socket retention.



## 1/4" DRIVE ADAPTORS

### High-Polished Chrome and Black Industrial Finish

Product Code	Length (Inches)	Male End (Inches)	Female End (Inches)
<b>Chrome Finish</b>			
MB-130	1	3/8	1/4
<b>Black Finish</b>			
MB-130B	1	3/8	1/4
MB-131BA	1 1/8	1/4	3/8

Fed. Spec: ANSI B107.10M



### Features

- Ball and spring socket retention.



## 1/4" DRIVE RATCHETS AND HANDLES

### High-Polished Chrome Finish

Product Code	Description	Length (Inches)	Repair Kit
30001	36 Tooth Quick-Release Ratchet	5 1/4	30001RK
30011	Ultra-Fine 60-Tooth Ratchet	5 1/4	30011RK
30005	Flex Handle	6	
30008	Sliding T-Handle	4 1/2	
30006A	Spinner Handle	6 3/8	
30012	Square Drive Ratchet Wrench	5	

Fed. Spec: ANSI B107.10M

### Features

- Ball and spring socket retention.
- Williams 1/4" Drive Ratchets Feature:
  - \* Ultra-fine 60 tooth model offers 6° tooth action in a narrow pear head.
  - \* Unique Finger-Fit handles to provide a comfortable, non-slip grip and extra turning power.
  - \* Choice of 36-tooth quick-release or 60-tooth ultra-fine gear.
  - \* Narrow pear-shaped heads for access into confined work areas.
  - \* High-polished chrome finish for easy cleaning.
- Spinner handle features three component comfort grip handle.
- 30012 - Drives 1/4" Drive Sockets & 1/4" Hex Bits



## 1/4" DRIVE EXTENSIONS AND ACCESSORIES

### High-Polished Chrome Finish

Product Code	Description	Length (Inches)
30002	Extension	1 1/2
30003	Extension	3
30004	Extension	6
30007	Universal Joint Extension	1 3/8
30009	Adaptor, 1/4" F x 3/8" M	1
30010	Spinner Disk	
30013	Holder for 1/4" Hex Screwdriver Bits	3/4
30023	Locking Extension	4
30024	Locking Extension	6
30025	Locking Extension	10
30026	Locking Extension	12
30027	Locking Extension	18
30028	Locking Extension	24

Fed. Spec: ANSI B107.10M

### Features

- Chrome plating provides increased protection from rust and corrosion.
- Ball and spring socket retention.



## 6 PIECE 1/4" DRIVE RATCHET AND DRIVE TOOL SET

### Furnished in a Pouch

Product Code	Description
30920	6 Piece 1/4" Drive Ratchet and Accessory Set

### Contents Include:

Product Code	Description	Product Code	Description
30001	36 Tooth Quick-Release Ratchet	30005	Flex Handle
30002	1 1/2" Extension	30006A	Spinner Handle
30004	6" Extension	30007	Universal Joint

### Features

- All tools are professional quality, made of high-grade chrome vanadium steel.



## 1/4" DRIVE SHALLOW 12 POINT SOCKETS, SAE

### High-Polished Chrome Finish

Product Code	Size (Inches)	A B C D E F						
		OAL (Inches)	Drive End Diameter (Inches)	Working End Diameter (Inches)	Broach Depth (Inches)	Bolt Clearance Depth (Inches)	Bolt Clearance Diameter (Inches)	Nose Length (Inches)
M-1208	1/4	7/8	19/32	3/8	7/32	17/32	7/32	7/16
M-1210	5/16	7/8	19/32	15/32	9/32	17/32	7/32	.
M-1211	11/32	7/8	1/2	1/2	9/32	17/32	11/32	.
M-1212	3/8	7/8	17/32	17/32	9/32	17/32	3/8	.
M-1214	7/16	7/8	19/32	19/32	3/8	17/32	7/16	.
M-1216	1/2	7/8	11/16	11/16	3/8	17/32	1/2	.
M-1218	9/16	29/32	3/4	3/4	3/8	17/32	7/32	.

Fed. Spec: ANSI B107.110

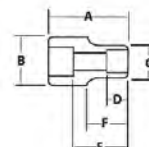
### WSM-7RC 7 Piece 1/4" Drive Shallow 12-Point Socket Set on Clip Rail

### Contents Include:

Product Code	Size (Inches)	Product Code	Size (Inches)	Product Code	Size (Inches)	Product Code	Size (Inches)
M-1208	1/4	M-1211	11/32	M-1214	7/16	M-1218	9/16
M-1210	5/16	M-1212	3/8	M-1216	1/2		

### Features

- SUPERTORQUE® lobular openings for greater turning power without deforming the fastener.
- Designed for quick engagement on both 6 and 12 point fasteners.



1/4" DRIVE

SOCKETS AND DRIVE TOOLS







## 1/4" DRIVE SHALLOW SOCKETS, 6 POINT, SAE

High-Polished Chrome Finish



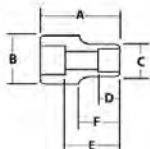
WSM-11 HRC

Product Code	Size (Inches)	A		B		C		D		E		F	
		OAL (Inches)	Drive End Diameter (Inches)	Working End Diameter (Inches)	Broach Depth (Inches)	Bolt Clearance Depth (Inches)	Bolt Clearance Diameter (Inches)	Nose Length (Inches)					
M-604	1/8	7/8	15/32	7/32	1/8	17/32	1/8	7/16					
M-605	5/32	7/8	15/32	7/32	1/8	17/32	5/32	7/16					
M-606	3/16	7/8	15/32	7/32	1/8	17/32	3/16	7/16					
M-607	7/32	7/8	15/32	7/32	1/8	17/32	7/32	7/16					
M-608	1/4	7/8	15/32	7/32	1/8	17/32	7/32	7/16					
M-609	9/32	7/8	15/32	7/32	1/8	17/32	1/4	7/16					
M-610	5/16	7/8	15/32	7/32	1/8	17/32	1/4	7/16					
M-611	11/32	7/8	1/2	1/2	11/32	17/32	11/32	-					
M-612	3/8	7/8	9/16	9/16	15/32	17/32	3/8	-					
M-614	7/16	7/8	5/8	5/8	15/32	17/32	7/16	-					
M-616	1/2	7/8	11/16	11/16	15/32	17/32	1/2	-					
M-618	9/16	29/32	3/4	3/4	1/2	17/32	17/32	-					
M-620	5/8	31/32	27/32	27/32	9/16	5/8	9/16	-					

Fed. Spec: ANSI B107.110

### WSM-11HRC 11 Piece 1/4" Drive Shallow 6 Point Socket Set on Clip Rail

Contents Include:



Product Code	Size (Inches)	Product Code	Size (Inches)	Product Code	Size (Inches)	Product Code	Size (Inches)
M-605	5/32	M-608	1/4	M-611	11/32	M-616	1/2
M-606	3/16	M-609	9/32	M-612	3/8	M-618	9/16
M-607	7/32	M-610	5/16	M-614	7/16		

#### Features

- SUPERTORQUE® lobular openings for greater turning power without deforming the fastener.
- Designed for maximum engagement on 6 point fasteners.



## 1/4" DRIVE SHALLOW SOCKETS, 12 POINT, SAE

High-Polished Chrome Finish



30923

Product Code	Size (Inches)	A		B		C		D		E		F	
		OAL (Inches)	Drive End Diameter (Inches)	Working End Diameter (Inches)	Broach Depth (Inches)	Bolt Clearance Depth (Inches)	Bolt Clearance Diameter (Inches)	Nose Length (Inches)					
30206	3/16	1	15/32	5/16	9/32	19/32	3/16	1/2					
30207	7/32	1	15/32	11/32	5/16	19/32	7/32	1/2					
30208	1/4	1	15/32	3/8	5/16	19/32	7/32	1/2					
30209	9/32	1	15/32	7/16	5/16	19/32	1/4	1/2					
30210	5/16	1	15/32	15/32	5/16	19/32	1/4	-					
30211	11/32	1	1/2	1/2	5/16	19/32	11/32	-					
30212	3/8	1	9/16	9/16	11/32	19/32	3/8	-					
30214	7/16	1	5/8	5/8	7/16	19/32	7/16	-					
30216	1/2	1	11/16	11/16	7/16	19/32	1/2	-					
30218	9/16	1	3/4	3/4	7/16	19/32	17/32	-					

Fed. Spec: ANSI B107.110

### 30923 10 Piece 1/4" Drive Shallow 12 Point Socket Set on Clip Rail

Contents Include:

Product Code	Size (Inches)	Product Code	Size (Inches)	Product Code	Size (Inches)	Product Code	Size (Inches)
30206	3/16	30209	9/32	30212	3/8	30218	9/16
30207	7/32	30210	5/16	30214	7/16		
30208	1/4	30211	11/32	30216	1/2		

#### Features

- SUPERTORQUE® lobular openings for greater turning power without deforming the fastener.
- Designed for maximum engagement on both 6 and 12 point fasteners.

1/4" DRIVE

SOCKETS AND DRIVE TOOLS



## 1/4" DRIVE SHALLOW SOCKETS, 6 POINT, SAE

High-Polished Chrome Finish

Product Code	Size (Inches)	A		B		C		D		E		F	
		OAL (Inches)	Drive End Diameter (Inches)	Working End Diameter (Inches)	Broach Depth (Inches)	Bolt Clearance Depth (Inches)	Bolt Clearance Diameter (Inches)	Nose Length (Inches)					
30105	3/32	1	15/32	5/16	9/32	19/32	3/16	1/2					
30106	1/16	1	15/32	5/16	9/32	19/32	3/16	1/2					
30107	7/32	1	15/32	11/32	5/16	19/32	7/32	1/2					
30108	1/4	1	15/32	3/8	5/16	19/32	7/32	1/2					
30109	9/32	1	15/32	7/16	5/16	19/32	1/4	1/2					
30110	5/16	1	15/32	15/32	5/16	19/32	1/4	-					
30111	11/32	1	1/2	1/2	5/16	19/32	11/32	-					
30112	3/8	1	9/16	9/16	11/32	19/32	3/8	-					
30114	7/16	1	5/8	5/8	7/16	19/32	7/16	-					
30116	1/2	1	11/16	11/16	7/16	19/32	1/2	-					
30118	9/16	1	3/4	3/4	7/16	19/32	17/32	-					

Fed. Spec: ANSI B107.110

### 30922 10 Piece 1/4" Drive Shallow 6 Point Socket Set on Clip Rail

Contents Include:

Product Code	Size (Inches)	Product Code	Size (Inches)	Product Code	Size (Inches)	Product Code	Size (Inches)
30106	3/16	30109	9/32	30112	3/8	30118	9/16
30107	7/32	30110	5/16	30114	7/16		
30108	1/4	30111	11/32	30116	1/2		



30922



## 1/4" DRIVE SHALLOW SOCKETS, 8 POINT, SAE

High-Polished Chrome Finish

Product Code	Size (Inches)	A		B		C		D		E		F	
		OAL (Inches)	Drive End Diameter (Inches)	Working End Diameter (Inches)	Broach Depth (Inches)	Bolt Clearance Depth (Inches)	Bolt Clearance Diameter (Inches)	Nose Length (Inches)					
M-808	1/4	7/8	15/32	7/16	1/4	17/32	1/4	7/16					
M-810	5/16	7/8	9/16	9/16	9/32	17/32	1/4	-					
M-812	3/8	7/8	21/32	21/32	5/16	17/32	3/8	-					



M-810



## 1/4" DRIVE DEEP SOCKETS, 12 POINT, SAE

High-Polished Chrome Finish

Product Code	Size (Inches)	A		B		C		D		E		F	
		OAL (Inches)	Drive End Diameter (Inches)	Working End Diameter (Inches)	Broach Depth (Inches)	Bolt Clearance Depth (Inches)	Bolt Clearance Diameter (Inches)	Nose Length (Inches)					
MD-1210	5/16	2	15/32	7/16	9/32	1 11/16	9/32	1 9/16					
MD-1211	11/32	2	1/2	1/2	9/32	1 21/32	11/32	-					
MD-1212	3/8	2	17/32	17/32	9/32	1 21/32	3/8	-					
MD-1214	7/16	2	19/32	19/32	3/8	1 21/32	13/32	-					
MD-1216	1/2	2	11/16	11/16	3/8	1 21/32	15/32	-					
MD-1218	9/16	2	3/4	3/4	3/8	1 21/32	17/32	-					

Fed. Spec: ANSI B107.110

### WSMD-6RC 6 Piece 1/4" Drive Deep 12 Point Socket Set on Clip Rail

Contents Include:

Product Code	Size (Inches)	Product Code	Size (Inches)	Product Code	Size (Inches)
MD-1210	5/16	MD-1212	3/8	MD-1216	1/2
MD-1211	11/32	MD-1214	7/16	MD-1218	9/16



MD-1216 MD-1210



WSMD-6RC

### WSM-20RC 25 Piece 1/4" Drive Shallow & Deep Sockets on Clip Rails

Contents Include:

12-Point Deep Sockets		12-Point Shallow Sockets	
Product Code	Size (Inches)	Product Code	Size (Inches)
30406	3/16	30206	3/16
30407	7/32	30207	7/32
30408	1/4	M-1208	1/4
30409	9/32	30209	9/32
MD-1210	5/16	M-1210	5/16
MD-1211	11/32	M-1211	11/32
MD-1212	3/8	M-1212	3/8
MD-1214	7/16	M-1214	7/16
MD-1216	1/2	M-1216	1/2
MD-1218	9/16	M-1218	9/16



WSM-20RC

1/4" DRIVE

SOCKETS AND DRIVE TOOLS





## 1/4" DRIVE DEEP SOCKETS, 6 POINT, SAE

High-Polished Chrome Finish



MD-605 MD-618



WSMD-10HRC

Product Code	Size (Inches)	A OAL (Inches)	B Drive End Diameter (Inches)	C Working End Diameter (Inches)	D Broach Depth (Inches)	Bolt Clearance Diameter (Inches)	F Nose Length (Inches)
MD-605	5/32	2	15/32	9/32	5/32	5/32	1 9/16
MD-606	3/16	2	15/32	5/16	3/16	3/16	1 9/16
MD-607	7/32	2	15/32	11/32	7/32	7/32	1 9/16
MD-608	1/4	2	15/32	3/8	7/32	7/32	1 9/16
MD-609	9/32	2	15/32	13/32	1/4	9/32	1 9/16
MD-610	5/16	2	15/32	7/16	9/32	9/32	1 9/16
MD-611	11/32	2	1/2	1/2	9/32	11/32	-
MD-612	3/8	2	17/32	17/32	9/32	3/8	-
MD-614	7/16	2	19/32	19/32	3/8	19/32	-
MD-616	1/2	2	11/16	11/16	3/8	19/32	-
MD-618	9/16	2	3/4	3/4	3/8	17/32	-

Fed. Spec: ANSI B107.110

### WSMD-10HRC 10 Piece 1/4" Drive Deep 6 Point Socket Set on Clip Rail

Contents Include:

Product Code	Size (Inches)	Product Code	Size (Inches)	Product Code	Size (Inches)	Product Code	Size (Inches)
MD-606	3/16	MD-609	9/32	MD-612	3/8	MD-618	9/16
MD-607	7/32	MD-610	5/16	MD-614	7/16		
MD-608	1/4	MD-611	11/32	MD-616	1/2		

#### Features

- SUPERTORQUE® lobular openings for greater turning power without deforming the fastener.
- Designed for maximum engagement on 6 point fasteners.



## 1/4" DRIVE DEEP SOCKETS, 12 POINT, SAE

High-Polished Chrome Finish



30410 30406



30937

Product Code	Size (Inches)	A OAL (Inches)	B Drive End Diameter (Inches)	C Working End Diameter (Inches)	D Broach Depth (Inches)	E Bolt Clearance Depth (Inches)	Bolt Clearance Diameter (Inches)	F Nose Length (Inches)
30406	3/16	1 31/32	15/32	5/16	5/16	1 5/16	1/8	1 1/32
30407	7/32	1 31/32	15/32	11/32	3/8	1 9/16	3/16	15/16
30408	1/4	1 31/32	15/32	7/16	13/16	1 11/32	7/32	1 1/32
30409	9/32	1 31/32	15/32	7/16	25/32	1 11/32	1/4	31/32
30410	5/16	1 31/32	15/32	15/32	13/16	1 9/16	9/32	-
30411	11/32	1 31/32	1/2	1/2	23/32	1 9/16	9/32	-
30412	3/8	1 31/32	9/16	9/16	7/8	1 11/32	5/16	-
30414	7/16	1 31/32	5/8	5/8	7/8	1 1/2	13/32	-
30416	1/2	1 31/32	11/16	11/16	27/32	1 17/32	7/16	-
30418	9/16	1 31/32	3/4	3/4	29/32	1 9/16	17/32	-

Fed. Spec: ANSI B107.110

### 30937 10 Piece 1/4" Drive Deep 12 Point Socket Set on Clip Rail

Contents Include:

Product Code	Size (Inches)	Product Code	Size (Inches)	Product Code	Size (Inches)	Product Code	Size (Inches)
30406	3/16	30409	9/32	30412	3/8	30418	9/16
30407	7/32	30410	5/16	30414	7/16		
30408	1/4	30411	11/32	30416	1/2		

#### Features

- SUPERTORQUE® lobular openings for greater turning power without deforming the fastener.
- Designed for maximum engagement on 12 point fasteners.

1/4" DRIVE

SOCKETS AND DRIVE TOOLS



## 1/4" DRIVE DEEP SOCKETS, 6 POINT, SAE

High-Polished Chrome Finish

Product Code	Size (Inches)	A		B		C		D		E		F	
		OAL (Inches)	Drive End Diameter (Inches)	Working End Diameter (Inches)	Broach Depth (Inches)	Bolt Clearance Depth (Inches)	Bolt Clearance Diameter (Inches)	Nose Length (Inches)					
30305	5/32	1 3/16	15/32	5/16	5/16	1 9/16	1/8	1 1/32					
30306	3/16	1 3/16	15/32	5/16	5/16	1 9/16	1/8	1 1/32					
30307	7/32	1 3/16	15/32	11/32	3/8	1 9/16	3/16	19/16					
30308	1/4	1 3/16	15/32	7/16	13/16	1 11/32	7/32	1 1/32					
30309	9/32	1 3/16	15/32	7/16	29/32	1 11/32	1/4	31/32					
30310	5/16	1 3/16	15/32	15/32	13/16	1 9/16	9/32	-					
30311	11/32	1 3/16	1/2	1/2	23/32	1 5/16	9/32	-					
30312	3/8	1 3/16	9/16	9/16	7/8	1 11/32	5/16	-					
30314	7/16	1 3/16	5/8	5/8	7/8	1 1/2	13/32	-					
30316	1/2	1 3/16	11/16	11/16	27/32	1 11/32	7/16	-					
30318	9/16	1 3/16	3/4	3/4	29/32	1 9/16	17/32	-					

Fed. Spec: ANSI B107.110

### 30924 10 Piece 1/4" Drive Deep 6 Point Socket Set on Clip Rail

Contents Include:

Product Code	Size (Inches)	Product Code	Size (Inches)	Product Code	Size (Inches)	Product Code	Size (Inches)
30306	3/16	30309	9/32	30312	3/8	30318	9/16
30307	7/32	30310	5/16	30314	7/16		
30308	1/4	30311	11/32	30316	1/2		

#### Features

- SUPERTORQUE® lobular openings for greater turning power without deforming the fastener.
- Designed for maximum engagement on 6 point fasteners.



30924



## 1/4" DRIVE SHALLOW SOCKETS, 6 POINT, METRIC

High-Polished Chrome Finish

Product Code	Size (MM)	A		B		C		D		E		F	
		OAL (Inches)	Drive End Diameter (Inches)	Working End Diameter (Inches)	Broach Depth (Inches)	Bolt Clearance Depth (Inches)	Bolt Clearance Diameter (Inches)	Nose Length (Inches)					
MM-604	4	7/8	15/32	9/32	3/16	17/32	9/32	7/16					
MM-605	5	7/8	15/32	5/16	3/16	17/32	5/32	7/16					
MM-605.5	5.5	7/8	15/32	11/32	3/16	17/32	7/32	7/16					
MM-606	6	7/8	15/32	3/8	7/32	17/32	7/32	7/16					
MM-607	7	7/8	15/32	13/32	1/4	17/32	1/4	7/16					
MM-608	8	7/8	15/32	15/32	9/32	17/32	1/4	7/16					
MM-609	9	7/8	1/2	1/2	1/2	17/32	5/16	-					
MM-610	10	7/8	9/16	9/16	1/2	17/32	3/8	-					
MM-611	11	7/8	19/32	19/32	1/2	17/32	13/32	-					
MM-612	12	7/8	21/32	21/32	1/2	17/32	7/16	-					
MM-613	13	7/8	23/32	23/32	15/32	17/32	15/32	-					
MM-614	14	29/32	3/4	3/4	1/2	17/32	17/32	-					

Fed. Spec: ANSI B107.110

### MSM-12HRC 12 Piece 1/4" Drive Shallow 6 Point Socket Set on Clip Rail

Contents Include:

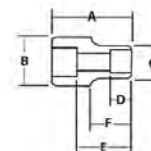
Product Code	Size (MM)	Product Code	Size (MM)	Product Code	Size (MM)	Product Code	Size (MM)
MM-604	4	MM-606	6	MM-609	9	MM-612	12
MM-605	5	MM-607	7	MM-610	10	MM-613	13
MM-605.5	5 1/2	MM-608	8	MM-611	11	MM-614	14

#### Features

- SUPERTORQUE® lobular openings for greater turning power without deforming the fastener.
- Designed for maximum engagement on 6 point fasteners.



MSM-12HRC



1/4" DRIVE

SOCKETS AND DRIVE TOOLS







## 1/4" DRIVE SHALLOW SOCKETS, 12 POINT, METRIC

High-Polished Chrome Finish



Product Code	Size (MM)	A		B		C		D		E		F
		OAL (Inches)	Drive End Diameter (Inches)	Working End Diameter (Inches)	Broach Depth (Inches)	Bolt Clearance Depth (Inches)	Bolt Clearance Diameter (Inches)	Nose Length (Inches)				
30604A	4	1	15/32	1/4	1/4	19/32	1/2					
30605A	5	1	15/32	5/16	5/16	19/32	1/2					
30699A	5.5	1	15/32	11/32	15/32	19/32	1/2					
30606A	6	1	15/32	11/32	5/16	19/32	1/2					
30607A	7	1	15/32	7/16	5/16	15/32	1/2					
30608A	8	1	15/32	15/32	3/8	1/2	-					
30609A	9	1	17/32	17/32	3/8	21/32	-					
30610A	10	1	19/32	19/32	1/2	7/8	-					
30611A	11	1	5/8	5/8	17/32	7/8	-					
30612A	12	1	11/16	11/16	1/2	7/8	-					
30613A	13	1	23/32	23/32	1/2	7/8	-					
30614A	14	1	3/4	3/4	1/2	7/8	-					

Fed. Spec: ANSI B107.110



### 30925 12 Piece 1/4" Drive Shallow 12 Point Socket Set on Clip Rail

Contents Include:

Product Code	Size (MM)	Product Code	Size (MM)	Product Code	Size (MM)	Product Code	Size (MM)
30604	4	30606	6	30609	9	30612	12
30605	5	30607	7	30610	10	30613	13
30699	5.5	30608	8	30611	11	30614	14

#### Features

- SUPERTORQUE® lobular openings for greater turning power without deforming the fastener.
- Designed for maximum engagement on 12 point fasteners.



## 1/4" DRIVE SHALLOW SOCKETS, 6 POINT, METRIC

High-Polished Chrome Finish



Product Code	Size (MM)	A		B		C		D		E		F
		OAL (Inches)	Drive End Diameter (Inches)	Working End Diameter (Inches)	Broach Depth (Inches)	Bolt Clearance Depth (Inches)	Bolt Clearance Diameter (Inches)	Nose Length (Inches)				
30504	4	1	15/32	1/4	1/4	19/32	1/2					
30598	4.5	1	15/32	1/4	1/4	19/32	1/2					
30505	5	1	15/32	5/16	5/16	19/32	1/2					
30599	5.5	1	15/32	11/32	15/32	19/32	1/2					
30506	6	1	15/32	11/32	5/16	19/32	1/2					
30507	7	1	15/32	7/16	5/16	15/32	1/2					
30508	8	1	15/32	15/32	3/8	1/2	-					
30509	9	1	17/32	17/32	3/8	21/32	-					
30510	10	1	19/32	19/32	1/2	7/8	-					
30511	11	1	5/8	5/8	17/32	7/8	-					
30512	12	1	11/16	11/16	1/2	7/8	-					
30513	13	1	23/32	23/32	1/2	7/8	-					
30514	14	1	3/4	3/4	1/2	7/8	-					

Fed. Spec: ANSI B107.110



### 30926 12 Piece 1/4" Drive Shallow 6 Point Socket Set on Clip Rail

Contents Include:

Product Code	Size (MM)	Product Code	Size (MM)	Product Code	Size (MM)	Product Code	Size (MM)
30504	4	30506	6	30509	9	30512	12
30505	5	30507	7	30510	10	30513	13
30599	5.5	30508	8	30511	11	30514	14

#### Features

- SUPERTORQUE® lobular openings for greater turning power without deforming the fastener.
- Designed for maximum engagement on 6 point fasteners.

1/4" DRIVE

SOCKETS AND DRIVE TOOLS



## 1/4" DRIVE DEEP SOCKETS, 6 POINT, METRIC

### High-Polished Chrome Finish

Product Code	Size (MM)	A		B		C		D		E		F	
		OAL (Inches)	Drive End Diameter (Inches)	Working End Diameter (Inches)	Broach Depth (Inches)	Bolt Clearance Depth (Inches)	Bolt Clearance Diameter (Inches)	Nose Length (Inches)					
MMD-604	4	2	15/32	9/32	3/16	1 21/32	1/8	1 9/16					
MMD-605	5	2	15/32	5/16	3/16	1 21/32	5/32	1 9/16					
MMD-605.5	5.5	2	15/32	5/16	7/32	1 21/32	7/32	1 9/16					
MMD-606	6	2	15/32	3/8	7/32	1 21/32	7/32	1 9/16					
MMD-607	7	2	15/32	13/32	1/4	1 21/32	1/4	1 9/16					
MMD-608	8	2	15/32	15/32	9/32	1 21/32	1/4	1 9/16					
MMD-609	9	2	1/2	1/2	9/32	1 21/32	5/16	-					
MMD-610	10	2	9/16	9/16	9/32	1 21/32	3/8	-					
MMD-611	11	2	19/32	19/32	3/8	1 21/32	13/32	-					
MMD-612	12	2	21/32	21/32	3/8	1 21/32	7/16	-					
MMD-613	13	2	23/32	23/32	3/8	1 21/32	15/32	-					
MMD-614	14	2	3/4	3/4	7/16	1 21/32	17/32	-					

Fed. Spec: ANSI B107.110

### MSMD-12HRC 12 Piece 1/4" Drive Deep 6 Point Socket Set on Clip Rail

#### Contents Include:

Product Code	Size (MM)	Product Code	Size (MM)	Product Code	Size (MM)	Product Code	Size (MM)
MMD-604	4	MMD-606	6	MMD-609	9	MMD-612	12
MMD-605	5	MMD-607	7	MMD-610	10	MMD-613	13
MMD-605.5	5.5	MMD-608	8	MMD-611	11	MMD-614	14

#### Features

- SUPERTORQUE® lobular openings for greater turning power without deforming the fastener.
- Designed for maximum engagement on 6 point fasteners.



MMD-614 MMD-606



MSMD-12HRC



## 1/4" DRIVE DEEP SOCKETS, 12 POINT, METRIC

### High-Polished Chrome Finish

Product Code	Size (MM)	A		B		C		D		E		F	
		OAL (Inches)	Drive End Diameter (Inches)	Working End Diameter (Inches)	Broach Depth (Inches)	Bolt Clearance Depth (Inches)	Bolt Clearance Diameter (Inches)	Nose Length (Inches)					
30804	4	2	15/32	9/32	3/16	1 21/32	1/8	15/16					
30805	5	2	15/32	5/16	3/16	1 21/32	5/32	15/16					
30855	5.5	2	15/32	5/16	7/32	1 21/32	7/32	15/16					
30806	6	2	15/32	3/8	7/32	1 21/32	7/32	15/16					
30807	7	2	15/32	13/32	1/4	1 21/32	1/4	15/16					
30808	8	2	15/32	15/32	9/32	1 21/32	1/4	15/16					
30809	9	2	1/2	1/2	9/32	1 21/32	5/16	-					
30810	10	2	9/16	9/16	9/32	1 21/32	3/8	-					
30811	11	2	19/32	19/32	3/8	1 21/32	13/32	-					
30812	12	2	21/32	21/32	3/8	1 21/32	7/16	-					
30813	13	2	23/32	23/32	3/8	1 21/32	15/32	-					
30814	14	2	3/4	3/4	7/16	1 21/32	17/32	-					

Fed. Spec: ANSI B107.110

### 30941 12 Piece 1/4" Drive Deep 12 Point Socket Set on Clip Rail

#### Contents Include:

Product Code	Size (MM)	Product Code	Size (MM)	Product Code	Size (MM)	Product Code	Size (MM)
30804	4	30806	6	30809	9	30812	12
30805	5	30807	7	30810	10	30813	13
30855	5.5	30808	8	30811	11	30814	14

#### Features

- SUPERTORQUE® lobular openings for greater turning power without deforming the fastener.
- Designed for maximum engagement on both 6 and 12 point fasteners.



30808 30804



30941





30708 30704



30939

## 1/4" DRIVE DEEP SOCKETS, 6 POINT, METRIC

High-Polished Chrome Finish

Product Code	Size (MM)	A OAL (Inches)	B Drive End Diameter (Inches)	C Working End Diameter (Inches)	D Broach Depth (Inches)	E Bolt Clearance Depth (Inches)	F Bolt Clearance Diameter (Inches)	G Nose Length (Inches)
30704	4	2	15/32	9/32	3/16	1 21/32	1/8	5/16
30705	5	2	15/32	9/16	3/16	1 21/32	5/32	5/16
30755	5.5	2	15/32	5/16	7/32	1 21/32	7/32	5/16
30706	6	2	15/32	3/8	7/32	1 21/32	7/32	5/16
30707	7	2	15/32	13/32	1/4	1 21/32	1/4	5/16
30708	8	2	15/32	19/32	9/32	1 21/32	1/4	5/16
30709	9	2	1/2	1/2	9/32	1 21/32	5/16	-
30710	10	2	9/16	9/16	9/32	1 21/32	3/8	-
30711	11	2	19/32	19/32	3/8	1 21/32	19/32	-
30712	12	2	21/32	21/32	3/8	1 21/32	7/16	-
30713	13	2	23/32	23/32	9/8	1 21/32	19/32	-
30714	14	2	3/4	3/4	7/16	1 21/32	17/32	-

Fed. Spec: ANSI B107.110

### 30939 12 Piece 1/4" Drive Deep 6 Point Socket Set on Clip Rail

Contents Include:

Product Code	Size (MM)	Product Code	Size (MM)	Product Code	Size (MM)	Product Code	Size (MM)
30704	4	30706	6	30709	9	30712	12
30705	5	30707	7	30710	10	30713	13
30755	5.5	30708	8	30711	11	30714	14

#### Features

- SUPERTORQUE® lobular openings for greater turning power without deforming the fastener.
- Designed for maximum engagement on 6 point fasteners.



MA-4A



WSM-11TRC

## 1/4" DRIVE STANDARD LENGTH HEX BIT SOCKETS, SAE

High-Polished Chrome Finish

Product Code	Size (Inches)	Socket Length (Inches)	Socket Outside Diameter (Inches)	Overall Length (Inches)	Replacement Bit Product Code
MA-050A	.050	7/8	15/32	1 1/2	BITH05001
MA-2A	1/16	7/8	15/32	1 1/2	BITH0201
MA-2 1/2A	5/64	7/8	15/32	1 1/2	BITH2.501
MA-3A	3/32	7/8	15/32	1 1/2	BITH0301
MA-3 1/2A	7/64	7/8	15/32	1 1/2	BITH3.501
MA-4A	1/8	7/8	15/32	1 1/2	BITH0401
MA-4 1/2A	9/64	7/8	15/32	1 1/2	BITH4.501
MA-5A	5/32	7/8	15/32	1 1/2	BITH0501
MA-6A	3/16	7/8	15/32	1 1/2	BITH0601
MA-7A	7/32	7/8	15/32	1 1/2	BITH0701
MA-8A	1/4	7/8	15/32	1 1/2	BITH0801
MA-10A	5/16	7/8	15/32	1 1/2	BITH1001

### WSM-11TRC 11 Piece Hex Bit Socket Set on Clip Rail

Contents Include:

Product Code	Size (Inches)	Product Code	Size (Inches)	Product Code	Size (Inches)
MA-2A	1/16	MA-4A	1/8	MA-7A	7/32
MA-2 1/2A	5/64	MA-4 1/2A	9/64	MA-8A	1/4
MA-3A	3/32	MA-5A	5/32	MA-10A	5/16
MA-3 1/2A	7/64	MA-6A	3/16		

#### Features

- High-polished chrome finish socket cleans easily.
- Two piece design allows bits to be replaced easily.



1/4" DRIVE

SOCKETS AND  
DRIVE TOOLS



## 1/4" DRIVE STANDARD LENGTH HEX BIT SOCKETS, SAE

High-Polished Chrome Finish

Product Code	Size (Inches)	Socket Length (Inches)	Socket Outside Diameter (Inches)	Overall Length (Inches)	Bit Length (Inches)
35000	1/8	13/16	15/32	1 13/32	5/8
35001	5/32	13/16	15/32	1 13/32	5/8
35002	3/16	13/16	15/32	1 13/32	5/8
35003	7/32	13/16	15/32	1 13/32	5/8
35004	1/4	13/16	15/32	1 13/32	5/8
35005	5/16	13/16	15/32	1 13/32	5/8

### 30902 6 Piece Hex Bit Socket Set on Clip Rail

Contents Include:

Product Code	Size (Inches)	Product Code	Size (Inches)	Product Code	Size (Inches)
35000	1/8	35002	3/16	35004	1/4
35001	5/32	35003	7/32	35005	5/16

#### Features

- High-polished chrome finish socket cleans easily.



35000



30902



## 1/4" DRIVE STANDARD LENGTH HEX BIT SOCKETS, METRIC

High-Polished Chrome Finish

Product Code	Size (MM)	Socket Length (Inches)	Socket Outside Diameter (Inches)	Overall Length (Inches)	Bit Length (Inches)
35070	3	13/16	15/32	1 13/32	5/8
35071	4	13/16	15/32	1 13/32	5/8
35072	5	13/16	15/32	1 13/32	5/8
35073	6	13/16	15/32	1 13/32	5/8
35074	7	13/16	15/32	1 13/32	5/8
35075	8	13/16	15/32	1 13/32	5/8

### 30904 6 Piece Hex Bit Socket Set on Clip Rail

Contents Include:

Product Code	Size (MM)	Product Code	Size (MM)	Product Code	Size (MM)
35070	3	35072	5	35074	7
35071	4	35073	6	35075	8

#### Features

- High-polished chrome finish socket cleans easily.



35070



30904



## 1/4" DRIVE BALL TIP HEX BIT SOCKETS, SAE

High-Polished Chrome Finish

Product Code	Size (Inches)	Socket Length (Inches)	Socket Outside Diameter (Inches)	Overall Length (Inches)	Replacement Bit Product Code (Inches)
MA-3HBA	3/32	7/8	15/32	1 1/2	BITHB03-01
MA-4HBA	1/8	7/8	15/32	1 1/2	BITHB04-01
MA-4 1/2 HBA	9/64	7/8	15/32	1 1/2	BITHB4.5-01
MA-5HBA	5/32	7/8	15/32	1 1/2	BITHB05-01
MA-6HBA	3/16	7/8	15/32	1 1/2	BITHB06-01
MA-7HBA	7/32	7/8	15/32	1 1/2	BITHB07-01
MA-8HBA	1/4	7/8	15/32	1 1/2	BITHB08-01

### WSM-7HBA 7 Piece Ball Tip Hex Bit Socket Set on Clip Rail

Contents Include:

Product Code	Size (Inches)	Product Code	Size (Inches)	Product Code	Size (Inches)
MA-3HBA	3/32	MA-5HBA	5/32	MA-8HBA	1/4
MA-4HBA	1/8	MA-6HBA	3/16		
MA-4 1/2 HBA	9/64	MA-7HBA	7/32		

#### Features

- High-polished chrome finish socket cleans easily.
- Two piece design allows bits to be replaced easily.



MA-3HBA



WSM-7HBA





WILLIAMS®



## 1/4" DRIVE LONG HEX BIT SOCKETS, SAE

### High-Polished Chrome Finish

Product Code	Size (Inches)	Socket Length (Inches)	Socket Outside Diameter (Inches)	Overall Length (Inches)	Replacement Bit Product Code
MA-3LA	3/32	7/8	15/32	3	BITH03-02
MA-3½LA	7/64	7/8	15/32	3	BITH3.5-02
MA-4LA	1/8	7/8	15/32	3	BITH04-02
MA-4½LA	9/64	7/8	15/32	3	BITH4.5-02
MA-5LA	5/32	7/8	15/32	3	BITH05-02
MA-6LA	3/16	7/8	15/32	3	BITH06-02
MA-7LA	7/32	7/8	15/32	3	BITH07-02
MA-8LA	1/4	7/8	15/32	3	BITH08-02
MA-10LA	5/16	7/8	15/32	3	BITH10-02



### WSMS-9LRC 9 Piece Long Hex Bit Socket Set on Clip Rail

#### Contents Include:

Product Code	Size (Inches)	Product Code	Size (Inches)	Product Code	Size (Inches)
MA-3LA	3/32	MA-4½LA	9/64	MA-7LA	7/32
MA-3½LA	7/64	MA-5LA	5/32	MA-8LA	1/4
MA-4LA	1/8	MA-6LA	3/16	MA-10LA	5/16

#### Features

- High-polished chrome finish socket cleans easily.
- Two piece design allows bits to be replaced easily.



WILLIAMS®



## 1/4" DRIVE MID LENGTH HEX BIT SOCKETS, SAE

### High-Polished Chrome Finish

Product Code	Size (Inches)	Socket Length (Inches)	Socket Outside Diameter (Inches)	Overall Length (Inches)	Bit Length (Inches)
35020	1/8	25/32	15/32	1 13/16	1
35021	5/32	25/32	19/32	1 13/16	1
35022	3/16	25/32	15/32	1 13/16	1
35023	7/32	25/32	19/32	1 13/16	1
35024	1/4	25/32	19/32	1 13/16	1
35025	5/16	25/32	15/32	1 13/16	1



### 30943 6 Piece Hex Bit Socket Set on Clip Rail

#### Contents Include:

Product Code	Size (Inches)	Product Code	Size (Inches)	Product Code	Size (Inches)
35020	1/8	35022	3/16	35024	1/4
35021	5/32	35023	7/32	35025	5/16

#### Features

- High-polished chrome finish socket cleans easily.

WILLIAMS®



## 1/4" DRIVE MID LENGTH HEX BIT SOCKETS, METRIC

### High-Polished Chrome Finish

Product Code	Size (MM)	Socket Length (Inches)	Socket Outside Diameter (Inches)	Overall Length (Inches)	Bit Length (Inches)
35063	3	25/32	15/32	1 13/16	1
35064	4	25/32	19/32	1 13/16	1
35065	5	25/32	15/32	1 13/16	1
35066	6	25/32	19/32	1 13/16	1
35067	7	25/32	19/32	1 13/16	1
35068	8	25/32	15/32	1 13/16	1



### 30945 6 Piece Hex Bit Socket Set on Clip Rail

#### Contents Include:

Product Code	Size (MM)	Product Code	Size (MM)	Product Code	Size (MM)
35063	3	35065	5	35067	7
35064	4	35066	6	35068	8

#### Features

- High-polished chrome finish socket cleans easily.

1/4" DRIVE

SOCKETS AND  
DRIVE TOOLS



## 1/4" DRIVE STUBBY HEX BIT SOCKETS, SAE

High-Polished Chrome Finish

Product Code	Size (Inches)	Socket Length (Inches)	Socket Outside Diameter (Inches)	Overall Length (Inches)	Replacement Bit Product Code
MA-4SA	1/8	7/8	15/32	1 1/16	TMAXS4E2
MA-4.5SA	9/64	7/8	15/32	1 1/16	TMAXS4.5E2
MA-5SA	5/32	7/8	15/32	1 1/16	TMAXS5E2
MA-6SA	3/16	7/8	15/32	1 1/16	TMAXS6E2



MA-4SA

## WSM-4TRC 4 Piece Stubby Hex Bit Socket Set on Clip Rail

Contents Include:

Product Code	Size (Inches)	Product Code	Size (Inches)
MA-4SA	1/8	MA-5SA	5/32
MA-4.5SA	9/64	MA-6SA	3/16

### Features

- High-polished chrome finish socket cleans easily.
- Two piece design allows bits to be replaced easily.
- Extra-short bits provide access in confined areas.



WSM-4TRC



## 1/4" DRIVE TORX® BIT SOCKETS

High-Polished Chrome Finish

Product Code	Torx® Size	Socket Length (Inches)	Socket Outside Diameter (Inches)	Overall Length (Inches)	Bit Length (Inches)
35079	T8	13/16	1/2	1 13/32	5/8
35080	T10	13/16	1/2	1 13/32	5/8
35081	T15	13/16	1/2	1 13/32	5/8
35082	T20	13/16	1/2	1 13/32	5/8
35083	T25	13/16	1/2	1 13/32	5/8
35084	T27	13/16	1/2	1 13/32	5/8
35085	T30	13/16	1/2	1 13/32	5/8

## 30908 6 Piece Torx® Bit Socket Set on Clip Rail

Contents Include:

Product Code	Torx® Size	Product Code	Torx® Size	Product Code	Torx® Size
35080	T10	35082	T20	35084	T27
35081	T15	35083	T25	35085	T30

### Features

- High-polished chrome finish socket cleans easily.



35080



30908



## 1/4" DRIVE SCREWDRIVER BIT SOCKETS

High-Polished Chrome Finish, Phillips® and Slotted

Product Code	Tip Size (Inches)	Socket Length (Inches)	Socket Outside Diameter (Inches)	Overall Length (Inches)	Bit Length (Inches)
<b>Slotted Bits:</b>					
35040	5/32	13/16	15/32	1 13/32	5/8
35041	7/32	13/16	15/32	1 13/32	5/8
35042	9/32	13/16	15/32	1 13/32	5/8
<b>Phillips® Bits:</b>					
35050	#0	13/16	15/32	1 13/32	5/8
35051	#1	13/16	15/32	1 13/32	5/8
35052	#2	13/16	15/32	1 13/32	5/8
35053	#3	13/16	15/32	1 13/32	5/8

## 30906 6 Piece Screwdriver Bit Socket Set on Clip Rail

Contents Include:

Product Code	Tip Size (Inches)	Product Code	Tip Size (Inches)	Product Code	Tip Size
35040	5/32	35042	9/32	35051	#1
35041	7/32	35050	#0	35052	#2

### Features

- High-polished chrome finish socket cleans easily.



30906





## 56 PIECE 3/8" DRIVE SOCKET AND DRIVE TOOL SET

### 8 & 12 Point SAE, with Metal Box

Product Code	Description
WSB-56FTB	56 Piece Tool Set with TB-104 Metal Tool Box (Keep-Safe-Foam is not included)
WSB-56F	56 Piece Tool Set Only Packed in Keep-Safe-Foam System

#### Contents Include:

Drive Tools:		Drive Tools:	
Product Code	Description	Product Code	Description
B-52EHA	8" Enclosed Head Ratchet	B-40A	8 9/16" Flex Handle
B-108	3" Extension	B-140A	Universal Joint
B-110	6" Extension	B-20A	Sliding T-Handle
B-115	11" Extension		

#### Shallow 12-Point Sockets

Product Code	Size (Inches)
B-1208	1/4
B-1210	5/16
B-1212	3/8
B-1214	7/16
B-1216	1/2
B-1218	9/16
B-1220	5/8
B-1222	11/16
B-1224	3/4
B-1226	13/16
B-1228	7/8
B-1230	15/16
B-1232	1

#### Deep 12-Point Sockets

Product Code	Size (Inches)
BD-1212	3/8
BD-1214	7/16
BD-1216	1/2
BD-1218	9/16
BD-1220	5/8
BD-1222	11/16
BD-1224	3/4
BD-1226	13/16
BD-1228	7/8
BD-1230	15/16
BD-1232	1

#### Shallow 8-Point Sockets

Product Code	Size (Inches)
BD-808	1/4
BD-810	5/16
BD-812	3/8
BD-814	7/16
BD-816	1/2

#### Shallow 12-Point Universal Sockets

Product Code	Size (Inches)
BU-1212	3/8
BU-1214	7/16
BU-1216	1/2
BU-1218	9/16
BU-1220	5/8
BU-1222	11/16
BU-1224	3/4

#### Standard Hex Bit Sockets

Product Code	Size (Inches)
BA-4A	1/8
BA-5A	5/32
BA-6A	3/16
BA-7A	7/32
BA-8A	1/4
BA-10A	5/16
BA-12A	3/8

#### Screwdriver Bit Sockets

Product Code	Size
BA-7A-2S	7/32" x .040"
BA-10A-3S	9/32" x .045"
BA-10A-4S	5/16" x .055"
BA-7A-2P	#2
BA-10A-3P	#3
BA-12A-4P	#4



#### Features

- All tools are professional quality, made of high-grade chrome vanadium steel.
- Sockets feature SUPERTORQUE® lobular openings for greater turning power without deforming the fastener.
- Metal tool box made for years of rugged use.





## 32 PIECE 3/8" DRIVE SOCKET AND DRIVE TOOL SET

8 & 12 Point SAE, Packed in Exclusive Keep-Safe-Foam System with Metal Box

Product Code	Description
WSB-32FTB	32 Piece Tool Set with TB-104 Metal Tool Box
WSB-32F	32 Piece Tool Set Only - Packed in Keep Safe Foam System

### Contents Include:

Drive Tools:		Drive Tools:	
Product Code	Description	Product Code	Description
B-52EHA	8" Enclosed Head Ratchet	B-115	11" Extension
B-108	3" Extension	B-40A	8 9/16" Flex Handle
B-110	6" Extension	B-140A	Universal Joint

Shallow 12-Point Sockets		Deep 12-Point Sockets	
Product Code	Size (Inches)	Product Code	Size (Inches)
B-1212	3/8	BD-1212	3/8
B-1214	7/16	BD-1214	7/16
B-1216	1/2	BD-1216	1/2
B-1218	9/16	BD-1218	9/16
B-1220	5/8	BD-1220	5/8
B-1222	11/16	BD-1222	11/16
B-1224	3/4	BD-1224	3/4
B-1226	13/16	BD-1226	13/16
B-1228	7/8	BD-1228	7/8

Shallow 8-Point Sockets		Shallow 12-Point Universal Sockets	
Product Code	Size (Inches)	Product Code	Size (Inches)
BD-808	1/4	BU-1212	3/8
BD-810	5/16	BU-1214	7/16
BD-812	3/8	BU-1216	1/2
		BU-1218	9/16
		BU-1220	5/8



### Features

- Keep-Safe-Foam system keeps tools organized and helps prevent loss
- All tools are professional quality, made of high-grade chrome vanadium steel
- Sockets feature SUPERTORQUE® lobular openings for greater turning power without deforming the fastener
- Metal tool box made for years of rugged use.



WSB-32FTB

3/8" DRIVE

SOCKETS AND DRIVE TOOLS







## 28 PIECE 3/8" DRIVE SOCKET AND DRIVE TOOL SET

**12 Point SAE, Packed in Exclusive Keep-Safe-Foam System with Metal Box**

Product Code	Description
WSB-28FTB	28 Piece Tool Set with TB-104 Metal Tool Box
WSB-28F	28 Piece Tool Set Only - Packed in Keep Safe Foam System

### Contents Include:

Drive Tools:		Drive Tools:	
Product Code	Description	Product Code	Description
B-52EHA	8" Enclosed Head Ratchet	B-40A	8 9/16" Flex Handle
B-108	3" Extension	B-140A	Universal Joint
B-110	6" Extension		

### Shallow 12-Point Sockets

Product Code	Size (Inches)
B-1208	1/4
B-1210	5/16
B-1211	11/32
B-1212	3/8
B-1214	7/16
B-1216	1/2
B-1218	9/16
B-1220	5/8
B-1222	11/16
B-1224	3/4
B-1226	13/16
B-1228	7/8
B-1230	15/16
B-1232	1

### Deep 12-Point Sockets

Product Code	Size (Inches)
BD-1212	3/8
BD-1214	7/16
BD-1216	1/2
BD-1218	9/16
BD-1220	5/8
BD-1222	11/16
BD-1224	3/4
BD-1226	13/16
BD-1228	7/8



### Features

- Keep-Safe-Foam system keeps tools organized and helps prevent loss.
- All tools are professional quality, made of high-grade chrome vanadium steel.
- Sockets feature SUPERTORQUE® lobular openings for greater turning power without deforming the fastener.
- Metal tool box made for years of rugged use.



## 23 PIECE 3/8" DRIVE SOCKET AND DRIVE TOOL SET

**6 Point SAE, Packed in Exclusive Keep-Safe-Foam System with Metal Box**

Product Code	Description
WSB-23HFTB	23 Piece Tool Set with TB-102 Metal Tool Box
WSB-23HF	23 Piece Tool Set Only - Packed in Keep Safe Foam System

### Contents Include:

Drive Tools:		Drive Tools:	
Product Code	Description	Product Code	Description
B-52EHA	8" Enclosed Head Ratchet	B-40A	8 9/16" Flex Handle
B-108	3" Extension	B-140A	Universal Joint
B-110	6" Extension		

### Shallow 6-Point Sockets

Product Code	Size (Inches)
B-612	3/8
B-614	7/16
B-616	1/2
B-618	9/16
B-620	5/8
B-622	11/16
B-624	3/4
B-626	13/16
B-628	7/8

### Deep 6-Point Sockets

Product Code	Size (Inches)
BD-612	3/8
BD-614	7/16
BD-616	1/2
BD-618	9/16
BD-620	5/8
BD-622	11/16
BD-624	3/4
BD-626	13/16
BD-628	7/8



### Features

- Keep-Safe-Foam system keeps tools organized and helps prevent loss.
- All tools are professional quality, made of high-grade chrome vanadium steel.
- Sockets feature SUPERTORQUE® lobular openings for greater turning power without deforming the fastener.
- Metal tool box made for years of rugged use.



3/8" DRIVE

SOCKETS AND DRIVE TOOLS



## 23 PIECE 3/8" DRIVE SOCKET AND DRIVE TOOL SET

**12 Point SAE, Packed in Exclusive Keep-Safe-Foam System with Metal Box**

Product Code	Description
WSB-23FTB	23 Piece Tool Set with TB-102 Metal Tool Box
WSB-23F	23 Piece Tool Set Only - Packed in Keep Safe Foam System

### Contents Include:

Drive Tools:		Drive Tools:	
Product Code	Description	Product Code	Description
B-52EHA	8" Enclosed Head Ratchet	B-40A	8 9/16" Flex Handle
B-108	3" Extension	B-140A	Universal Joint
B-110	6" Extension		

Shallow 12-Point Sockets		Deep 12-Point Sockets	
Product Code	Size (Inches)	Product Code	Size (Inches)
B-1212	3/8	BD-1212	3/8
B-1214	7/16	BD-1214	7/16
B-1216	1/2	BD-1216	1/2
B-1218	9/16	BD-1218	9/16
B-1220	5/8	BD-1220	5/8
B-1222	11/16	BD-1222	11/16
B-1224	3/4	BD-1224	3/4
B-1226	13/16	BD-1226	13/16
B-1228	7/8	BD-1228	7/8

### Features

- Keep-Safe-Foam system keeps tools organized and helps prevent loss.
- All tools are professional quality, made of high-grade chrome vanadium steel.
- Sockets feature SUPERTORQUE® lobular openings for greater turning power without deforming the fastener.
- Metal tool box made for years of rugged use.



WSB-23FTB



## 15 PIECE 3/8" DRIVE SOCKET AND DRIVE TOOL SET

**12 Point SAE, Packed in Exclusive Keep-Safe-Foam System with Metal Box**

Product Code	Description
WSB-15FTB	15 Piece Tool Set with TB-102 Metal Tool Box
WSB-15F	15 Piece Tool Set Only - Packed in Keep Safe Foam System

### Contents Include:

Drive Tools:		Shallow 12-Point Sockets	
Product Code	Description	Product Code	Size (Inches)
B-52EHA	8" Enclosed Head Ratchet	B-1212	3/8
B-108	3" Extension	B-1214	7/16
B-110	6" Extension	B-1216	1/2
B-115	11" Extension	B-1218	9/16
B-40A	8 9/16" Flex Handle	B-1220	5/8
B-140A	Universal Joint	B-1222	11/16
		B-1224	3/4
		B-1226	13/16
		B-1228	7/8

### Features

- Keep-Safe-Foam system keeps tools organized and helps prevent loss.
- All tools are professional quality, made of high-grade chrome vanadium steel.
- Sockets feature SUPERTORQUE® lobular openings for greater turning power without deforming the fastener.
- Metal tool box made for years of rugged use.



WSB-15FTB

3/8" DRIVE

SOCKETS AND DRIVE TOOLS





## 12 PIECE 3/8" DRIVE SOCKET AND DRIVE TOOL SET

**6 Point SAE, Packed in Exclusive Keep-Safe-Foam System with Metal Box**

Product Code	Description
WSB-12HFTB	12 Piece Tool Set with TB-101 Metal Tool Box
WSB-12HF	12 Piece Tool Set Only - Packed in Keep Safe Foam System

### Contents Include:

Drive Tools:		Shallow 12-Point Sockets	
Product Code	Description	Product Code	Size (Inches)
B-52EHA	8" Enclosed Head Ratchet	B-612	3/8
B-108	3" Extension	B-614	7/16
B-110	6" Extension	B-616	1/2
		B-618	9/16
		B-620	5/8
		B-622	11/16
		B-624	3/4
		B-626	13/16
		B-628	7/8

### Features

- Keep-Safe-Foam system keeps tools organized and helps prevent loss.
- All tools are professional quality, made of high-grade chrome vanadium steel.
- Sockets feature SUPERTORQUE® lobular openings for greater turning power without deforming the fastener.
- Metal tool box made for years of rugged use.



WSB-12HFTB



## 29 PIECE 3/8" DRIVE SOCKET AND DRIVE TOOL SET

**6 & 12 Point SAE & Metric, Packed in Exclusive Keep-Safe-Foam System with Metal Box**

Product Code	Description
WSMB-29FTB	29 Piece Tool Set with TB-103 Metal Tool Box
WSMB-29F	29 Piece Tool Set Only - Packed in Keep Safe Foam System

### Contents Include:

Drive Tools:		Drive Tools:	
Product Code	Description	Product Code	Description
B-52EHA	8" Enclosed Head Ratchet	B-110	6" Extension
B-108	3" Extension	B-140A	Universal Joint

Shallow 6-Point Sockets, SAE		Shallow 6-Point Sockets, mm	
Product Code	Size (Inches)	Product Code	Metric Size (mm)
B-608	1/4	BM-606	6
B-610	5/16	BM-607	7
B-612	3/8	BM-608	8
B-614	7/16	BM-609	9
B-616	1/2	BM-610	10
B-618	9/16	BM-611	11
		BM-612	12
		BM-613	13
		BM-614	14

Shallow 12-point Sockets, SAE			
Product Code	Size (Inches)	Product Code	Size (Inches)
B-1220	5/8	BM-615	15
B-1222	11/16	BM-616	16
B-1224	3/4	BM-617	17
B-1226	13/16	BM-618	18
B-1228	7/8	BM-619	19

### Features

- Keep-Safe-Foam system keeps tools organized and helps prevent loss.
- All tools are professional quality, made of high-grade chrome vanadium steel.
- Sockets feature SUPERTORQUE® lobular openings for greater turning power without deforming the fastener.
- Metal tool box made for years of rugged use.



WSMB-29FTB



3/8" DRIVE

SOCKETS AND DRIVE TOOLS



# 39 PIECE 3/8" DRIVE SOCKET AND DRIVE TOOL SET

## 6 & 12 Point Metric, Packed in Exclusive Keep-Safe-Foam System with Metal Box

Product Code	Description
MSB-39FTB	39 Piece Tool Set with TB-104 Metal Tool Box
MSB-39F	39 Piece Tool Set Only - Packed in Keep Safe Foam System

### Contents Include:

Drive Tools:		Drive Tools:	
Product Code	Description	Product Code	Description
B-52EHA	8" Enclosed Head Ratchet	B-20A	Sliding T-Handle Ratchet Spinner
B-108	3" Extension	B-70	Ratchet Spinner
B-110	6" Extension		
B-115	11" Extension		
BFE-8	8" Flexible Extension		
B-40A	8 9/16" Flex Handle		
B-140A	Universal Joint		

Shallow 12-Point Sockets	
Product Code	Size (MM)
BM-1206	6
BM-1207	7
BM-1208	8
BM-1209	9
BM-1210	10
BM-1211	11
BM-1212	12
BM-1213	13
BM-1214	14
BM-1215	15
BM-1216	16
BM-1217	17
BM-1218	18
BM-1219	19
BM-1220	20
BM-1221	21
BM-1222	22
BM-1224	24

Deep 6-Point Sockets	
Product Code	Size (MM)
BMD-608	8
BMD-609	9
BMD-610	10
BMD-611	11
BMD-612	12
BMD-613	13
BMD-614	14
BMD-615	15
BMD-616	16
BMD-617	17
BMD-618	18
BMD-619	19

### Features

- Keep-Safe-Foam system keeps tools organized and helps prevent loss.
- All tools are professional quality, made of high-grade chrome vanadium steel.
- Sockets feature SUPERTORQUE® lobular openings for greater turning power without deforming the fastener.
- Metal tool box made for years of rugged use.



MSB-39FTB

3/8" DRIVE

SOCKETS AND DRIVE TOOLS







## 29 PIECE 3/8" DRIVE SOCKET AND DRIVE TOOL SET

6 Point Metric, Packed in Exclusive Keep-Safe-Foam System with Metal Box

Product Code	Description
MSB-29HFTB	29 Piece Tool Set with TB-103 Metal Tool Box
MSB-29HF	29 Piece Tool Set Only - Packed in Keep Safe Foam System

### Contents Include:

Drive Tools:		Drive Tools:	
Product Code	Description	Product Code	Description
B-52EHA	8" Enclosed Head Ratchet	B-40A	8 9/16" Flex Handle
B-108	3" Extension	B-140A	Universal Joint
B-110	6" Extension		

Shallow 6-Point Sockets		Deep 6-Point Sockets	
Product Code	Size (MM)	Product Code	Size (MM)
BM-608	8	BMD-608	8
BM-609	9	BMD-609	9
BM-610	10	BMD-610	10
BM-611	11	BMD-611	11
BM-612	12	BMD-612	12
BM-613	13	BMD-613	13
BM-614	14	BMD-614	14
BM-615	15	BMD-615	15
BM-616	16	BMD-616	16
BM-617	17	BMD-617	17
BM-618	18	BMD-618	18
BM-619	19	BMD-619	19

### Features

- Keep-Safe-Foam system keeps tools organized and helps prevent loss.
- All tools are professional quality, made of high-grade chrome vanadium steel.
- Sockets feature SUPERTORQUE® lobular openings for greater turning power without deforming the fastener.
- Metal tool box made for years of rugged use.



MSB-29HFTB



## 29 PIECE 3/8" DRIVE SOCKET AND DRIVE TOOL SET

6 & 12 Point Metric, Packed in Exclusive Keep-Safe-Foam System with Metal Box

Product Code	Description
MSB-29FTB	29 Piece Tool Set with TB-103 Metal Tool Box
MSB-29F	29 Piece Tool Set Only - Packed in Keep Safe Foam System

### Contents Include:

Drive Tools:		Drive Tools:	
Product Code	Description	Product Code	Description
B-52EHA	8" Enclosed Head Ratchet	B-40A	8 9/16" Flex Handle
B-108	3" Extension	B-140A	Universal Joint
B-110	6" Extension		

Shallow 12-Point Sockets		Deep 6-Point Sockets	
Product Code	Size (MM)	Product Code	Size (MM)
BM-1208	8	BMD-608	8
BM-1209	9	BMD-609	9
BM-1210	10	BMD-610	10
BM-1211	11	BMD-611	11
BM-1212	12	BMD-612	12
BM-1213	13	BMD-613	13
BM-1214	14	BMD-614	14
BM-1215	15	BMD-615	15
BM-1216	16	BMD-616	16
BM-1217	17	BMD-617	17
BM-1218	18	BMD-618	18
BM-1219	19	BMD-619	19

### Features

- Keep-Safe-Foam system keeps tools organized and helps prevent loss.
- All tools are professional quality, made of high-grade chrome vanadium steel.
- Sockets feature SUPERTORQUE® lobular openings for greater turning power without deforming the fastener.
- Metal tool box made for years of rugged use.



MSB-29FTB

3/8" DRIVE

SOCKETS AND DRIVE TOOLS



## 18 PIECE 3/8" DRIVE SOCKET AND DRIVE TOOL SET

**6 Point Metric, Packed in Exclusive Keep-Safe-Foam System with Metal Box**

Product Code	Description
MSB-18HFTB	18 Piece Tool Set with TB-102 Metal Tool Box
MSB-18HF	18 Piece Tool Set Only - Packed in Keep Safe Foam System

### Contents Include:

Drive Tools:		Drive Tools:	
Product Code	Description	Product Code	Description
B-52EHA	8" Enclosed Head Ratchet	B-110	6" Extension
B-108	3" Extension	B-140A	Universal Joint

Shallow 6-Point Sockets		Shallow 6-Point Sockets	
Product Code	Size (MM)	Product Code	Size (MM)
BM-606	6	BM-613	13
BM-607	7	BM-614	14
BM-608	8	BM-615	15
BM-609	9	BM-616	16
BM-610	10	BM-617	17
BM-611	11	BM-618	18
BM-612	12	BM-619	19

### Features

- Keep-Safe-Foam system keeps tools organized and helps prevent loss.
- All tools are professional quality, made of high-grade chrome vanadium steel.
- Sockets feature SUPERTORQUE® lobular openings for greater turning power without deforming the fastener.
- Metal tool box made for years of rugged use.



MSB-18HFTB



## 17 PIECE 3/8" DRIVE SOCKET AND DRIVE TOOL SET

**12 Point Metric, Packed in Exclusive Keep-Safe-Foam System with Metal Box**

Product Code	Description
MSB-17FTB	17 Piece Tool Set with TB-102 Metal Tool Box
MSB-17F	17 Piece Tool Set Only - Packed in Keep Safe Foam System

### Contents Include:

Drive Tools:		Drive Tools:	
Product Code	Description	Product Code	Description
B-52EHA	8" Enclosed Head Ratchet	B-40A	8 9/16" Flex Handle
B-108	3" Extension	B-140A	Universal Joint
B-110	6" Extension		

Shallow 12-Point Sockets		Shallow 12-Point Sockets	
Product Code	Size (MM)	Product Code	Size (MM)
BM-1208	8	BM-1214	14
BM-1209	9	BM-1215	15
BM-1210	10	BM-1216	16
BM-1211	11	BM-1217	17
BM-1212	12	BM-1218	18
BM-1213	13	BM-1219	19

### Features

- Keep-Safe-Foam system keeps tools organized and helps prevent loss.
- All tools are professional quality, made of high-grade chrome vanadium steel.
- Sockets feature SUPERTORQUE® lobular openings for greater turning power without deforming the fastener.
- Metal tool box made for years of rugged use.



MSB-17FTB

3/8" DRIVE

SOCKETS AND DRIVE TOOLS





## 16 PIECE 3/8" DRIVE SOCKET AND DRIVE TOOL SET

### 12 Point Metric, Packed in Exclusive Keep-Safe-Foam System with Metal Box

Product Code	Description
MSB-16FTB	16 Piece Tool Set with TB-102 Metal Tool Box
MSB-16F	16 Piece Tool Set Only - Packed in Keep Safe Foam System

#### Contents Include:

Drive Tools:		Shallow 12-Point Sockets	
Product Code	Description	Product Code	Size (MM)
B-52EHA	8" Enclosed Head Ratchet	BM-1213	13
B-108	3" Extension	BM-1214	14
		BM-1216	16
		BM-1217	17
		BM-1218	18
Shallow 12-Point Sockets		BM-1220	20
Product Code	Size (MM)	BM-1221	21
BM-1208	8	BM-1222	22
BM-1209	9	BM-1224	24
BM-1210	10		
BM-1211	11		
BM-1212	12		



#### Features

- Keep-Safe-Foam system keeps tools organized and helps prevent loss.
- All tools are professional quality, made of high-grade chrome vanadium steel.
- Sockets feature SUPERTORQUE® lobular openings for greater turning power without deforming the fastener.
- Metal tool box made for years of rugged use.



MSB-16FTB

3/8" DRIVE

SOCKETS AND  
DRIVE TOOLS

# 146 PIECE 1/4", 3/8", 1/2" DRIVE SOCKET SET

## 6 & 12 Point Rugged-Case-System Tool Set, SAE and Metric

Product Code	Description
50614A	146 Piece 1/4", 3/8", 1/2" Drive Socket Set

### Contents Include:

1/4" Drive Tools:		1/4" Drive Hex Bit Sockets, MM		3/8" Drive Shallow 6 Point Sockets, MM	
Product Code	Description	Product Code	Size (MM)	Product Code	Size (MM)
30001	Ratchet	35070	3	31506	6
30003	3" Extension	35071	4	31507	7
30006A	Handle	35072	5	31508	8
30007	Universal Joint	35073	6	31509	9
		35074	7	31510	10
		35075	8	31511	11
				31512	12
				31513	13
				31514	14
				31515	15
				31516	16
				31517	17
				31518	18
				31519	19

1/4" Drive Deep 6 Point Sockets, MM		1/4" Drive Screwdriver Bit Sockets		3/8" Drive Shallow 6 Point Sockets, SAE	
Product Code	Size (MM)	Product Code	Description	Product Code	Size (Inches)
30704	4	35040	5/32" Slotted Tip	31108	1/4
30705	5	35041	7/32" Slotted Tip	31110	5/16
30706	6	35042	9/32" Slotted Tip	31112	3/8
30707	7	35050	#0 Phillips Tip	31114	7/16
30708	8	35051	#1 Phillips Tip	31116	1/2
30709	9	35052	#2 Phillips Tip	31118	9/16
30710	10			31120	5/8
30711	11			31122	11/16
30712	12			31124	3/4
30713	13			31126	13/16
				31128	7/8
				31130	15/16
				31132	1

1/4" Drive Deep 6 Point Sockets, SAE		1/4" Drive Torx Bit Sockets		3/8" Drive Tools	
Product Code	Size (Inches)	Product Code	Size	Product Code	Description
30306	3/16	35080	T10	31001	Ratchet
30307	7/32	35081	T15	31002	3" Extension
30308	1/4	35082	T20	31003	6" Extension
30309	9/32	35083	T25	31008	Adaptor - 3/8" F x 1/4" M
30310	5/16	35084	T27		
30311	11/32	35085	T30		
30312	3/8				
30314	7/16				
30316	1/2				

1/4" Drive Shallow 6 Point Sockets, MM		3/8" Drive Deep 12 Point Sockets, MM		1/2" Drive Tools	
Product Code	Size (MM)	Product Code	Size (MM)	Product Code	Description
30504	4	31806	6	32001	Ratchet
30505	5	31807	7	32003	6" Extension
30509	5.5	31808	8	32004	10" Extension
30506	6	31809	9	32006	Universal Joint
30507	7	31810	10	32008	Adaptor - 1/2" F x 3/8" M
30508	8	31811	11		
30509	9	31812	12		
30510	10	31813	13		
30511	11	31814	14		
30512	12	31815	15		
30513	13	31816	16		
30514	14	31817	17		
		31818	18		
		31819	19		

1/4" Drive Shallow 6 Point Sockets, SAE		3/8" Drive Deep 12 Point Sockets, SAE		1/2" Drive Shallow 12 Point Sockets, SAE	
Product Code	Size (Inches)	Product Code	Size (Inches)	Product Code	Size (Inches)
30105	5/32	31408	1/4	32212	3/8
30106	3/16	31410	5/16	32214	7/16
30107	7/32	31412	3/8	32216	1/2
30108	1/4	31414	7/16	32218	9/16
30109	9/32	31416	1/2	32220	5/8
30110	5/16	31418	9/16	32222	11/16
30111	11/32	31420	5/8	32224	3/4
30112	3/8	31422	11/16	32226	13/16
30114	7/16	31424	3/4	32228	7/8
30116	1/2	31426	13/16	32230	15/16
30118	9/16	31428	7/8	32232	1
		31430	15/16		
		31432	1		



50614A

### Features

- All tools are professional quality, made of high-grade chrome vanadium steel.
- Sockets feature SUPERTORQUE® lobular openings for greater turning power without deforming the fastener.
- Packed in rugged high-density polyethylene (HDPE) cases that are strong and durable yet light in weight.
- Case is shock proof at both high and low temperatures, equipped with heavy-duty metal latches and hinges.
- Two-component handles are easy to grip and comfortable to carry.





## 138 PIECE 1/4", 3/8", 1/2" DRIVE SOCKET SET

### 6 Point Rugged-Case-System Tool Set, SAE and Metric

Product Code	Description
50612A	138 Piece 1/4", 3/8", 1/2" Drive Socket Set



50612A

#### Contents Include:

1/4" Drive Tools:		3/8" Drive Tools		1/2" Drive Tools	
Product Code	Description	Product Code	Description	Product Code	Description
30001	Ratchet	31001	Ratchet	32001	Ratchet
30002	1-1/2" Extension	31002	3" Extension	32003	6" Extension
30003	3" Extension	31003	6" Extension	32004	10" Extension
30006A	Spinner Handle	31006	Universal Joint	32006	Universal Joint
30007	Universal Joint	31008	Adaptor	32008	Adaptor
30013	Hex Bit Holder	31013	Hex Bit Holder		
24880	13 Piece Insert Bit Set				
1/4" Drive Deep 6 Point Sockets, MM		3/8" Drive Deep 12 Point Sockets, MM		1/2" Drive Shallow 12 Point Sockets, MM	
Product Code	Size (MM)	Product Code	Size (MM)	Product Code	Size (MM)
30704	4	31810	10	32610	10
30705	5	31811	11	32611	11
30706	6	31812	12	32612	12
30707	7	31813	13	32613	13
30708	8	31814	14	32614	14
30709	9	31815	15	32615	15
30710	10	31816	16	32616	16
30711	11	31817	17	32617	17
30712	12	31818	18	32618	18
30713	13	31819	19	32619	19
				32621	21
				32622	22
				32624	24
				32627	27
				32630	30
				32632	32
1/4" Drive Deep 6 Point Sockets, SAE		3/8" Drive Deep 12 Point Sockets, SAE		1/2" Drive Shallow 12 Point Sockets, SAE	
Product Code	Size (Inches)	Product Code	Size (Inches)	Product Code	Size (Inches)
30305	5/32	31412	3/8	32212	3/8
30306	3/16	31414	7/16	32214	7/16
30307	7/32	31416	1/2	32216	1/2
30308	1/4	31418	9/16	32218	9/16
30309	9/32	31420	5/8	32220	5/8
30310	5/16	31422	11/16	32222	11/16
30311	11/32	31424	3/4	32224	3/4
30312	3/8	31426	13/16	32226	13/16
30314	7/16	31428	7/8	32228	7/8
30316	1/2			32230	15/16
				32232	1
				32234	1 1/16
				32236	1 1/8
				32238	1 3/16
				32240	1 1/4
1/4" Drive Shallow 6 Point Sockets, MM		3/8" Drive Shallow 6 Point Sockets, MM			
Product Code	Size (MM)	Product Code	Size (MM)		
30504	4	31510	10		
30505	5	31511	11		
30507	7	31512	12		
30508	8	31513	13		
30509	9	31514	14		
30510	10	31515	15		
30511	11	31516	16		
30512	12	31517	17		
30513	13	31518	18		
		31519	19		
1/4" Drive Shallow 6 Point Sockets, SAE		3/8" Drive Shallow 6 Point Sockets, SAE			
Product Code	Size (Inches)	Product Code	Size (Inches)		
30105	5/32	31112	3/8		
30106	3/16	31114	7/16		
30107	7/32	31116	1/2		
30108	1/4	31118	9/16		
30109	9/32	31120	5/8		
30110	5/16	31122	11/16		
30111	11/32	31124	3/4		
30112	3/8				
30114	7/16				
30116	1/2				

#### Features

- All tools are professional quality, made of high-grade chrome vanadium steel.
- Sockets feature SUPERTORQUE® lobular openings for greater turning power without deforming the fastener.
- Packed in rugged high-density polyethylene (HDPE) cases that are strong and durable yet light in weight.
- Case is shock proof at both high and low temperatures, equipped with heavy-duty metal latches and hinges.
- Two-component handles are easy to grip and comfortable to carry.

1/4", 3/8" & 1/2" DRIVE TOOL SET

SOCKETS AND DRIVE TOOLS

## 95 PIECE 1/4" & 3/8" DRIVE MASTER SOCKET & TOOL SET

### 6 & 12 Point Rugged-Case-System Tool Set, SAE

Product Code	Description
50611A	95 Piece Master Socket, Wrench, and Screwdriver Set

#### Contents Include:

1/4" Drive Tools:		1/4" Drive Hex Bit Sockets	
Product Code	Description	Product Code	Size (MM)
30001	36 Tooth Quick-Release Ratchet	35070	3
30002	1 1/2" Extension	35071	4
30003	3" Extension	35072	5
30005	Flex Handle	35073	6
30006A	Spinner Handle	35074	7
30007	Universal Joint	35075	8
30009	1/4" F x 3/8" M Adapter		

1/4" Drive Shallow 6-Point Sockets		1/4" Drive Screwdriver Bit Sockets	
Product Code	Size (Inches)	Product Code	Description
30106	3/16	35040	5/32" Slotted Tip
30107	7/32	35041	7/32" Slotted Tip
30108	1/4	35042	9/32" Slotted Tip
30109	9/32	35050	#0 Phillips® Tip
30110	5/16	35051	#1 Phillips® Tip
30111	11/32	35052	#2 Phillips® Tip
30112	3/8		
30114	7/16		
30116	1/2		
30118	9/16		

1/4" Drive Deep 6-Point Sockets		1/4" Drive Torx® Bit Sockets	
Product Code	Size (Inches)	Product Code	Size
30306	3/16	35080	T10
30307	7/32	35081	T15
30308	1/4	35082	T20
30309	9/32	35083	T25
30310	5/16	35084	T27
30311	11/32	35085	T30
30312	3/8		
30314	7/16		
30316	1/2		
30318	9/16		

3/8" Drive Shallow 6-Point Sockets	
Product Code	Size (Inches)
31112	3/8
31114	7/16
31116	1/2
31118	9/16
31120	5/8
31122	11/16
31124	3/4
31126	13/16
31128	7/8
31130	15/16
31132	1

1/4" Drive Hex Bit Sockets	
Product Code	Size (Inches)
35000	1/8
35001	3/32
35002	3/16
35003	7/32
35004	1/4
35005	5/16

3/8" Drive Tools:	
Product Code	Description
31001	38 Tooth Quick-Release Ratchet
31002	3" Extension
31003	6" Extension
31004	10" Extension
31005	10" Flex Handle
31006	Universal Joint
31007	Sliding T-Handle
31008	3/8" F x 1/4" M Adapter
31009	3/8" F x 1/2" M Adapter

Comfort Grip Screwdrivers	
Product Code	Description
24205A	3/16" x 4" Slotted
24219A	1/4" x 4" Slotted
24249A	#1 x 3" Phillips®
24253A	#2 x 4" Phillips®

3/8" Drive Deep 12-Point Sockets	
Product Code	Size (Inches)
31412	3/8
31414	7/16
31416	1/2
31418	9/16
31420	5/8
31422	11/16
31424	3/4
31426	13/16
31428	7/8
31430	15/16
31432	1

12 Point Combination Wrenches	
Product Code	Size (Inches)
11108	1/4
11110	5/16
11112	3/8
11114	7/16
11116	1/2
11118	9/16
11120	5/8
11122	11/16
11124	3/4



50611A

#### Features

- All tools are professional quality, made of high-grade chrome vanadium steel.
- Sockets feature SUPERTORQUE® lobular openings for greater turning power without deforming the fastener.
- Packed in rugged high-density polyethylene (HDPE) cases that are strong and durable yet light in weight.
- Case is shock proof at both high and low temperatures, equipped with heavy-duty metal latches and hinges.
- Two-component handles are easy to grip and comfortable to carry.



50622A

### Features

- All tools are professional quality, made of high-grade chrome vanadium steel.
- Sockets feature SUPERTORQUE® lobular openings for greater turning power without deforming the fastener.
- Packed in rugged high-density polyethylene (HDPE) cases that are strong and durable yet light in weight.
- Case is shock proof at both high and low temperatures, equipped with heavy-duty metal latches and hinges.
- Two-component handles are easy to grip and comfortable to carry.

## 89 PIECE 1/4" & 3/8" DRIVE MASTER SOCKET AND TOOL SET

### 6 & 12 Point Rugged-Case-System Tool Set, Metric

Product Code	Description
50622A	89 Piece Master Socket, Wrench and Screwdriver Set

#### Contents Include:

1/4" Drive Tools:		3/8" Drive Tools:	
Product Code	Description	Product Code	Description
30001	36 Tooth Quick-Release Ratchet	31001	38 Tooth Quick-Release Ratchet
30002	1 1/2" Extension	31002	3" Extension
30003	3" Extension	31003	6" Extension
30005	Flex Handle	31004	10" Extension
30006A	Spinner Handle	31005	10" Flex Handle
30007	Universal Joint	31006	Universal Joint
30009	1/4" F x 3/8" M Adapter	31007	Sliding T-Handle
		31008	3/8" F x 1/4" M Adapter
		31009	3/8" F x 1/2" M Adapter
1/4" Drive Shallow 6-Point Sockets		3/8" Drive Shallow 6-Point Sockets	
Product Code	Size (MM)	Product Code	Size (MM)
30504	4	31508	8
30505	5	31509	9
30599	5 1/2	31510	10
30506	6	31511	11
30507	7	31512	12
30508	8	31513	13
30509	9	31514	14
30510	10	31515	15
30511	11	31516	16
30512	12	31517	17
30513	13	31518	18
30514	14	31519	19
1/4" Drive Hex Bit Sockets		3/8" Drive Deep 12-Point Sockets	
Product Code	Size (Inches)	Product Code	Size (MM)
35000	1/8	31808	8
35001	5/32	31809	9
35002	3/16	31810	10
35003	7/32	31811	11
35004	1/4	31812	12
35005	5/16	31813	13
		31814	14
		31815	15
		31816	16
		31817	17
		31818	18
		31819	19
1/4" Drive Hex Bit Sockets		Comfort Grip Screwdrivers	
Product Code	Size (MM)	Product Code	Description
35070	3	24205A	3/16" x 4" Slotted
35071	4	24219A	1/4" x 4" Slotted
35072	5	24249A	#1 x 3" Phillips®
35073	6	24253A	#2 x 4" Phillips®
35074	7		
35075	8		
1/4" Drive Screwdriver Bit Sockets		12 Point Combination Wrenches	
Product Code	Description	Product Code	Size (MM)
35040	5/32" Slotted Tip	11506	6
35041	7/32" Slotted Tip	11508	8
35042	9/32" Slotted Tip	11510	10
35050	#0 Phillips® Tip	11512	12
35051	#1 Phillips® Tip	11513	13
35052	#2 Phillips® Tip	11514	14
		11515	15
		11517	17
		11519	19
1/4" Drive Torx® Bit Sockets			
Product Code	Size		
35080	T10		
35081	T15		
35082	T20		
35083	T25		
35084	T27		
35085	T30		

1/4" & 3/8" DRIVE TOOL SET

SOCKETS AND DRIVE TOOLS



## 79 PIECE 3/8" DRIVE DELUXE TOOL SET

### 6 & 12 Point Rugged-Case-System Tool Set, SAE and Metric, with 1/4" Hex Screwdriver Bits

Product Code	Description
50607A	79 Piece 3/8" Drive Deluxe Tool Set

#### Contents Include:

1/4" Drive Tools:		3/8" Drive Shallow 6-Point Sockets, Metric	
Product Code	Description	Product Code	Size (MM)
30006A	Spinner Handle	31506	6
30007	Universal Joint	31507	7
30013	1/4" Hex Bit Holder	31508	8
		31509	9
		31510	10
		31511	11
		31512	12
		31513	13
		31514	14
		31515	15
		31516	16
		31517	17
		31518	18
		31519	19

3/8" Drive Tools:		3/8" Drive Deep 12-Point Sockets, Metric	
Product Code	Description	Product Code	Size (MM)
31001	38 Tooth Quick-Release Ratchet	31806	6
31002	3" Extension	31807	7
31003	6" Extension	31808	8
31004	10" Extension	31809	9
31005	10" Flex Handle	31810	10
31006	Universal Joint	31811	11
31007	Sliding T-Handle	31812	12
31008	3/8" F x 1/4" M Adapter	31813	13
31009	3/8" F x 1/2" M Adapter	31814	14
		31815	15
		31816	16
		31817	17
		31818	18
		31819	19

3/8" Drive Shallow 6-Point Sockets, SAE		3/8" Drive Deep 12-Point Sockets, SAE	
Product Code	Size (Inches)	Product Code	Size (MM)
31108	1/4	31806	6
31110	5/16	31807	7
31112	3/8	31808	8
31114	7/16	31809	9
31116	1/2	31810	10
31118	9/16	31811	11
31120	5/8	31812	12
31122	11/16	31813	13
31124	3/4	31814	14
31126	13/16	31815	15
31128	7/8	31816	16
31130	15/16	31817	17
31132	1	31818	18
		31819	19

3/8" Drive, SAE Deep 12-Point Sockets		1/4" Hex Screwdriver Bits	
Product Code	Size (Inches)	Product Code	Description / Size
31408	1/4	24803	5/32" Slotted Tip
31410	5/16	24805	3/16" Slotted Tip
31412	3/8	24807	1/4" Slotted Tip
31414	7/16	24809	#0 Phillips® Tip
31416	1/2	24811	#1 Phillips® Tip
31418	9/16	24813	#2 Phillips® Tip
31420	5/8	24815	#3 Phillips® Tip
31422	11/16	24819	#1 Square Tip
31424	3/4	24821	#2 Square Tip
31426	13/16	24911	1/8" Hex Tip
31428	7/8	24915	5/32" Hex Tip
31430	15/16	24919	7/32" Hex Tip
31432	1	24921	1/4" Hex Tip



#### Features

- All tools are professional quality, made of high-grade chrome vanadium steel.
- Sockets feature SUPERTORQUE® lobular openings for greater turning power without deforming the fastener.
- Packed in rugged high-density polyethylene (HDPE) cases that are strong and durable yet light in weight.
- Case is shock proof at both high and low temperatures, equipped with heavy-duty metal latches and hinges.
- Two-component handles are easy to grip and comfortable to carry.

3/8" DRIVE

SOCKETS AND DRIVE TOOLS







## 63 PIECE 3/8" DRIVE SOCKET, SCREWDRIVER, & WRENCH SET

### 6 & 12 Point Rugged-Case-System Tool Set, SAE and Metric

Product Code	Description
50605A	63 Piece 3/8" Drive Socket, Screwdriver, and Wrench Set



50605A

#### Features

- All tools are professional quality, made of high-grade chrome vanadium steel.
- Sockets feature SUPERTORQUE® lobular openings for greater turning power without deforming the fastener.
- Packed in rugged high-density polyethylene (HDPE) cases that are strong and durable yet light in weight.
- Case is shock proof at both high and low temperatures, equipped with heavy-duty metal latches and hinges.
- Two-component handles are easy to grip and comfortable to carry.

#### Contents Include:

1/4" Drive Tools:		3/8" Drive Shallow 6-Point Sockets, SAE	
Product Code	Description	Product Code	Size (Inches)
30006A	Spinner Handle	31108	1/4
30007	Universal Joint	31110	5/16
30013	1/4" Hex Bit Holder	31112	3/8
		31114	7/16
		31116	1/2
		31118	9/16
		31120	5/8
		31122	11/16
		31124	3/4
		31126	13/16
		31128	7/8
		31130	15/16
		31132	1
3/8" Drive Tools:		3/8" Drive Shallow 6-Point Sockets, Metric	
Product Code	Description	Product Code	Size (MM)
31001	38 Tooth Quick-Release Ratchet	31506	6
31002	3" Extension	31507	7
31003	6" Extension	31508	8
31004	10" Extension	31509	9
31005	10" Flex Handle	31510	10
31006	Universal Joint	31511	11
31007	Sliding T-Handle	31512	12
31008	3/8" F x 1/4" M Adapter	31513	13
31009	3/8" F x 1/2" M Adapter	31514	14
		31515	15
		31516	16
		31517	17
		31518	18
		31519	19
12 Point Combination Wrenches		1/4" Hex Screwdriver Bits	
Product Code	Size (Inches)	Product Code	Description / Size
11108	1/4	24819	#1 Square Tip
11110	5/16	24821	#2 Square Tip
11112	3/8	24911	1/8" Hex Tip
11114	7/16	24915	5/32" Hex Tip
11116	1/2	24919	7/32" Hex Tip
11118	9/16	24921	1/4" Hex Tip
11120	5/8		
Comfort Grip Screwdrivers		1/4" Hex Screwdriver Bits	
Product Code	Description	Product Code	Description / Size
24205A	3/16" x 4" Slotted		
24219A	1/4" x 4" Slotted		
24249A	#1 x 3" Phillips®		
24253A	#2 x 4" Phillips®		
1/4" Hex Screwdriver Bits		1/4" Hex Screwdriver Bits	
Product Code	Description / Size	Product Code	Description / Size
24803	5/32" Slotted Tip		
24805	3/16" Slotted Tip		
24807	1/4" Slotted Tip		
24809	#0 Phillips® Tip		
24811	#1 Phillips® Tip		
24813	#2 Phillips® Tip		
24815	#3 Phillips® Tip		

3/8" DRIVE

SOCKETS AND  
DRIVE TOOLS



# 58 PIECE 3/8" DRIVE SOCKET, SCREWDRIVER, & PLIERS SET

## 6 Point Rugged-Case-System Tool Set, SAE and Metric

Product Code	Description
50615A	58 Piece 3/8" Drive Socket, Screwdriver and Pliers Set

### Contents Include:

1/4" Drive Tools:		3/8" Drive Shallow 6-Point Sockets, SAE	
Product Code	Description	Product Code	Size (Inches)
30006A	Spinner Handle	31108	1/4
30007	Universal Joint	31110	5/16
30013	1/4" Hex Bit Holder	31112	3/8
		31114	7/16
		31116	1/2
		31118	9/16
		31120	5/8
		31122	11/16
		31124	3/4
		31126	13/16
		31128	7/8
		31130	15/16
		31132	1
3/8" Drive Tools:		3/8" Drive Shallow 6-Point Sockets, Metric	
Product Code	Description	Product Code	Size (MM)
31001	38 Tooth Quick-Release Ratchet	31506	6
31002	3" Extension	31507	7
31003	6" Extension	31508	8
31004	10" Extension	31509	9
31005	10" Flex Handle	31510	10
31006	Universal Joint	31511	11
31007	Sliding T-Handle	31512	12
31008	3/8" F x 1/4" M Adapter	31513	13
31009	3/8" F x 1/2" M Adapter	31514	14
31013	1/4" Hex Bit Holder	31515	15
		31516	16
		31517	17
		31518	18
		31519	19
Adjustable Wrench		1/4" Hex Screwdriver Bits	
Product Code	Size (Inches)	Product Code	Description / Size
13408	8"	24819	#1 Square Tip
		24821	#2 Square Tip
		24911	1/8" Hex Tip
		24915	5/32" Hex Tip
		24919	7/32" Hex Tip
		24921	1/4" Hex Tip
Pliers		1/4" Hex Screwdriver Bits	
Product Code	Description	Product Code	Description / Size
23102	8" Slip Joint Pliers	24819	#1 Square Tip
23105	9 3/4" Groove Joint Pliers	24821	#2 Square Tip
23407	7" Diagonal Cutting Pliers	24911	1/8" Hex Tip
23410	6 1/4" Long Nose Pliers W / Cutter	24915	5/32" Hex Tip
		24919	7/32" Hex Tip
		24921	1/4" Hex Tip
1/4" Hex Screwdriver Bits		1/4" Hex Screwdriver Bits	
Product Code	Description / Size	Product Code	Description / Size
24803	5/32" Slotted Tip	24819	#1 Square Tip
24805	3/16" Slotted Tip	24821	#2 Square Tip
24807	1/4" Slotted Tip	24911	1/8" Hex Tip
24809	#0 Phillips® Tip	24915	5/32" Hex Tip
24811	#1 Phillips® Tip	24919	7/32" Hex Tip
24813	#2 Phillips® Tip	24921	1/4" Hex Tip
24815	#3 Phillips® Tip		



50615A

### Features

- All tools are professional quality, made of high-grade chrome vanadium steel.
- Sockets feature SUPERTORQUE® lobular openings for greater turning power without deforming the fastener.
- Packed in rugged high-density polyethylene (HDPE) cases that are strong and durable yet light in weight.
- Case is shock proof at both high and low temperatures, equipped with heavy-duty metal latches and hinges.
- Two-component handles are easy to grip and comfortable to carry.





50613A

## 35 PIECE 3/8" DRIVE BASIC TOOL SET

### 6 Point Rugged-Case-System Tool Set, Metric, with 1/4" Hex Screwdriver Bits

Product Code	Description
50613A	35 Piece Basic Tool Set, Metric

#### Contents Include:

1/4" Drive Tools:		3/8" Drive Shallow 6-Point Sockets	
Product Code	Description	Product Code	Size (MM)
30006A	Spinner Handle	31506	6
30007	Universal Joint	31507	7
30013	1/4" Hex Bit Holder	31508	8
		31509	9
		31510	10
		31511	11
		31512	12
		31513	13
		31514	14
		31515	15
		31516	16
		31517	17
		31518	18
		31519	19

1/4" Drive Tools:		3/8" Drive Tools:	
Product Code	Description	Product Code	Description
31001	7 3/4" Ratchet	31001	7 3/4" Ratchet
31002	3" Extension	31002	3" Extension
31003	6" Extension	31003	6" Extension
31006	Universal Joint	31006	Universal Joint
31013	1/4" Hex Bit Holder	31013	1/4" Hex Bit Holder

1/4" Hex Screwdriver Bits		1/4" Hex Screwdriver Bits	
Product Code	Description / Size	Product Code	Description / Size
24803	5/32" Slotted Tip	24819	#1 Square Tip
24805	3/16" Slotted Tip	24821	#2 Square Tip
24807	1/4" Slotted Tip	24911	1/8" Hex Tip
24809	#0 Phillips® Tip	24915	5/32" Hex Tip
24811	#1 Phillips® Tip	24919	7/32" Hex Tip
24813	#2 Phillips® Tip	24921	1/4" Hex Tip
24815	#3 Phillips® Tip		

#### Features

- All tools are professional quality, made of high-grade chrome vanadium steel.
- Sockets feature SUPERTORQUE® lobular openings for greater turning power without deforming the fastener.
- Packed in rugged high-density polyethylene (HDPE) cases that are strong and durable yet light in weight.
- Case is shock proof at both high and low temperatures, equipped with heavy-duty metal latches and hinges.
- Two-component handles are easy to grip and comfortable to carry.

3/8" DRIVE

SOCKETS AND  
DRIVE TOOLS



## 34 PIECE 3/8" DRIVE BASIC TOOL SET

### 6 Point Rugged-Case-System Tool Set, SAE, with 1/4" Hex Screwdriver Bits

Product Code	Description
50603A	34 Piece Basic Tool Set, SAE

#### Contents Include:

1/4" Drive Tools:		3/8" Drive Shallow 6-Point Sockets	
Product Code	Description	Product Code	Size (Inches)
30006A	Spinner Handle	31108	1/4
30007	Universal Joint	31110	5/16
30013	1/4" Hex Bit Holder	31112	3/8
		31114	7/16
		31116	1/2
		31118	9/16

3/8" Drive Tools:		3/8" Drive Shallow 6-Point Sockets	
Product Code	Description	Product Code	Size (Inches)
31001	7/4" Ratchet	31120	5/8
31002	3" Extension	31122	11/16
31003	6" Extension	31124	3/4
31006	Universal Joint	31126	13/16
31013	1/4" Hex Bit Holder	31128	7/8
		31130	15/16
		31132	1

1/4" Hex Screwdriver Bits		1/4" Hex Screwdriver Bits	
Product Code	Description / Size	Product Code	Description / Size
24803	5/32" Slotted Tip	24819	#1 Square Tip
24805	3/16" Slotted Tip	24821	#2 Square Tip
24807	1/4" Slotted Tip	24911	1/8" Hex Tip
24809	#0 Phillips® Tip	24915	5/32" Hex Tip
24811	#1 Phillips® Tip	24919	7/32" Hex Tip
24813	#2 Phillips® Tip	24921	1/4" Hex Tip
24815	#3 Phillips® Tip		

#### Features

- All tools are professional quality, made of high-grade chrome vanadium steel.
- Sockets feature SUPERTORQUE® lobular openings for greater turning power without deforming the fastener.
- Packed in rugged high-density polyethylene (HDPE) cases that are strong and durable yet light in weight.
- Case is shock proof at both high and low temperatures, equipped with heavy-duty metal latches and hinges.
- Two-component handles are easy to grip and comfortable to carry.



50603A



## 22 PIECE 3/8" DRIVE BOLT THRU SOCKET SET

### 6 Point Compact Case Tool Set, SAE & MM

Product Code	Description
50671	22 Piece 3/8" Drive Bolt Thru Socket Set

#### Contents Include:

3/8" Drive Tools:		3/8" Drive Shallow 6-Point Sockets	
Product Code	Description	Product Code	Size (mm)
31018	Locking Flexible Ratchet	31708BT	8
31019	3" Extension	31709BT	9
31020	Adaptor	31710BT	10
		31711BT	11
		31712BT	12
		31713BT	13

3/8" Drive Shallow 6 Point Sockets:		3/8" Drive Shallow 6-Point Sockets	
Product Code	Size (Inches)	Product Code	Size (mm)
31612BT	3/8	31714BT	14
31614BT	7/16	31715BT	15
31616BT	1/2	31716BT	16
31618BT	9/16	31717BT	17
31620BT	5/8	31718BT	18
31622BT	11/16	31719BT	19
31624BT	3/4		

#### Features

- All tools are professional quality, made of high-grade chrome vanadium steel
- Sockets feature SUPERTORQUE® lobular openings for greater turning power without deforming the fastener
- Packed in rugged compact high-density polyethylene (HDPE) cases that are strong and durable yet light in weight
- Ratchet with 7 locking positions and flex head design.



50671

3/8" DRIVE

SOCKETS AND DRIVE TOOLS







50664

WILLIAMS®



## 18 PIECE 3/8" DRIVE SOCKET AND DRIVE TOOL SET

### 6 & 12 Point Compact Case Tool Set, SAE

Product Code	Description
50664	18 Piece 3/8" Drive Socket and Drive Tool Set

#### Contents Include:

3/8" Drive Tools:		3/8" Drive Deep 12 Point Sockets:	
Product Code	Description	Product Code	Size (Inches)
31001	7 3/4" Pear Head Ratchet	31412	3/8
31002	3" Extension	31414	7/16
31003	6" Extension	31416	1/2
		31418	9/16
		31420	5/8
		31422	1 1/16
		31424	3/4

3/8" Drive Shallow 6 Point Sockets:		3/8" Drive Spark Plug Socket:	
Product Code	Size (Inches)	Product Code	Size (Inches)
31112	3/8	31301	5/8
31114	7/16		
31116	1/2		
31118	9/16		
31120	5/8		
31122	1 1/16		
31124	3/4		

#### Features

- All tools are professional quality, made of high-grade chrome vanadium steel
- Sockets feature SUPERTORQUE® lobular openings for greater turning power without deforming the fastener
- Packed in rugged compact high-density polyethylene (HDPE) cases that are strong and durable yet light in weight



50666

WILLIAMS®



## 47 PIECE 3/8" DRIVE SOCKET AND DRIVE TOOL SET

### 6 & 12 Point Compact Case Tool Set, SAE & Metric

Product Code	Description
50666	47 Piece 3/8" Drive Socket and Drive Tool Set

#### Contents Include:

3/8" Drive Tools:		3/8" Drive Deep 12 Point Sockets:	
Product Code	Description	Product Code	Size (SAE)
31001	5 1/4" Pear Head Ratchet	31410	5/16
31002	3" Extension	31412	3/8
31003	1 1/2" Extension	31414	7/16
31006	Universal Joint	31416	1/2
		31418	9/16
		31420	5/8
		31422	1 1/16
		31424	3/4

3/8" Drive Shallow 6 Point Sockets:		3/8" Drive Deep 12 Point Sockets:	
Product Code	Size (Inches)	Product Code	Size (Metric)
31110	5/16	31807	7
31112	3/8	31808	8
31114	7/16	31809	9
31116	1/2	31810	10
31118	9/16	31811	11
31120	5/8	31812	12
31122	1 1/16	31813	13
31124	3/4	31814	14
		31815	15
		31816	16
		31817	17
		31818	18
		31819	19

3/8" Drive Shallow 6 Point Sockets:	
Product Code	Size (Metric)
31506	6
31507	7
31508	8
31509	9
31510	10
31511	11
31512	12
31513	13
31514	14
31515	15
31516	16
31517	17
31518	18
31519	19

#### Features

- All tools are professional quality, made of high-grade chrome vanadium steel
- Sockets feature SUPERTORQUE® lobular openings for greater turning power without deforming the fastener
- Packed in rugged compact high-density polyethylene (HDPE) cases that are strong and durable yet light in weight

3/8" DRIVE

SOCKETS AND  
DRIVE TOOLS



### 15 PIECE 3/8" DRIVE SOCKET AND DRIVE TOOL SET

#### 12 Point Compact Case Tool Set, SAE

Product Code	Description
50673	15 Piece 3/8" Drive Socket and Drive Tool Set

#### Contents Include:

3/8" Drive Tools:		3/8" Drive Shallow 12 Point Sockets:					
Product Code	Description	Product Code	Size (Inches)	Product Code	Size (Inches)	Product Code	Size (Inches)
31001	7 3/4" Pear Head Ratchet	31208	1/4	31216	1/2	31224	3/4
31002	3" Extension	31210	5/16	31218	9/16	31226	13/16
31003	6" Extension	31212	3/8	31220	5/8	31228	7/8
31006	Universal Joint	31214	7/16	31222	11/16		

#### Features

- All tools are professional quality, made of high-grade chrome vanadium steel
- Sockets feature SUPERTORQUE® lobular openings for greater turning power without deforming the fastener
- Packed in rugged compact high-density polyethylene (HDPE) cases that are strong and durable yet light in weight



50673



### 15 PIECE 3/8" DRIVE SOCKET AND DRIVE TOOL SET

#### 6 Point Compact Case Tool Set, SAE

Product Code	Description
50663	15 Piece 3/8" Drive Socket and Drive Tool Set

#### Contents Include:

3/8" Drive Tools:		3/8" Drive Shallow 12 Point Sockets:					
Product Code	Description	Product Code	Size (Inches)	Product Code	Size (Inches)	Product Code	Size (Inches)
31001	7 3/4" Pear Head Ratchet	31108	1/4	31116	1/2	31124	3/4
31002	3" Extension	31110	5/16	31118	9/16	31126	13/16
31003	6" Extension	31112	3/8	31120	5/8	31128	7/8
31006	Universal Joint	31114	7/16	31122	11/16		

#### Features

- All tools are professional quality, made of high-grade chrome vanadium steel
- Sockets feature SUPERTORQUE® lobular openings for greater turning power without deforming the fastener
- Packed in rugged compact high-density polyethylene (HDPE) cases that are strong and durable yet light in weight



50663



### 15 PIECE 3/8" DRIVE SOCKET AND DRIVE TOOL SET

#### 6 Point Compact Case Tool Set, Metric

Product Code	Description
50665	16 Piece 3/8" Drive Socket and Drive Tool Set

#### Contents Include:

3/8" Drive Tools:		3/8" Drive Shallow 12 Point Sockets:					
Product Code	Description	Product Code	Size (mm)	Product Code	Size (mm)	Product Code	Size (mm)
31001	7 3/4" Pear Head Ratchet	31508	8	31512	12	31516	16
31002	3" Extension	31509	9	31513	13	31517	17
31003	6" Extension	31510	10	31514	14	31518	18
31006	Universal Joint	31511	11	31515	15	31519	19

#### Features

- All tools are professional quality, made of high-grade chrome vanadium steel
- Sockets feature SUPERTORQUE® lobular openings for greater turning power without deforming the fastener
- Packed in rugged compact high-density polyethylene (HDPE) cases that are strong and durable yet light in weight



50665

3/8" DRIVE

SOCKETS AND DRIVE TOOLS





## 3/8" DRIVE ENCLOSED HEAD RATCHETS

Williams® Sealed Narrow Head Design,  
Chrome and Black Industrial Finish

Product Code	Description	Length (Inches)	Number of Teeth
B-52EHA	Chrome Finish Enclosed Head Ratchet	8	36
B-52EHLA	Chrome Finish Enclosed Head Ratchet, Long	10 1/4	36
B-52EHFB	Chrome Finish Flex Head Ratchet	9 11/16	36
BB-52EHA	Black Industrial Finish Enclosed Head Ratchet	8	36
B-52EHRKA	Repair Kit "EHA, EHLA, EHFA" Model Enclosed Head Ratchets		

Fed. Spec: ANSI B107.10M



### Features

- Enclosed head is sealed to prevent dust, dirt, and liquids from entering head, preserving internal lubrication.
- Forged one-piece ratchet provide strength and safety for industrial applications.
- Smooth comfort-grip handle permits all-day use without gloves.
- 36 tooth gear with 10 degree of engagement allows engagement in tight working areas.
- Nickel/Chrome plating provides increase protection from rust and corrosion.
- Chrome finish models feature mirror-like exterior that can be easily cleaned after each use.
- Single Pawl ratchet design:
  - 1) Designed for tighter tolerances between pawl and gear which reduces metal fatigue and slippage under load.
  - 2) Does not require as many working parts, reducing possible breakage and parts to repair.
- Easy access reverse lever allows user to change working direction quickly and easily with only one hand.



B-52EHA



B-52EHLA



B-52EHFB



BB-52EHA



## 3/8" DRIVE ROUND HEAD RATCHETS

Knurled Handle, Chrome and Black Industrial Finish

Product Code	Description	Length (Inches)	Number of Teeth
B-52A	Chrome Finish Round Head Ratchet	7 5/8	72
B-53A	Chrome Finish Round Head Ratchet, Long	10 1/2	72
BB-52A	Black Industrial Finish Round Head Ratchet	7 5/8	72
B-52ARK	Repair Kit for Round Head Ratchets		

Fed. Spec: ANSI B107.10M



### Features

- Double pawl design with 72 teeth action provides a 5° ratcheting angle.
- Shift lever reverses action instantly.
- Knurled handle provides a non-slip grip.
- Chrome finish models provides increased protection from rust and corrosion.



B-52A



BB-52A



B-53A



### 3/8" DRIVE HANDLES

#### Knurled Handle, High-Polished Chrome Finish

Product Code	Description	Length (Inches)
B-40B	Flex Handle	8 <sup>9</sup> / <sub>16</sub>
B-20A	Sliding T-Handle	7 <sup>15</sup> / <sub>16</sub>
B-15	Speeder Handle	18

Fed. Spec: ANSI B107.10M

#### Features

- Chrome plating provides increased protection from rust and corrosion.
- Drive handles provide extra leverage with greater strength than ratchets.
- Speeder handle is ideal for fast turn down of fasteners.



### 3/8" DRIVE EXTENSIONS AND ACCESSORIES

#### High-Polished Chrome Finish

Product Code	Description	Length (Inches)
B-101	Extension	1 <sup>1</sup> / <sub>2</sub>
B-108	Extension	3
B-110	Extension	6
B-115	Extension	11
B-118	Extension	18
BFE-8	Flexible Extension	8
B-140A	Universal Joint	2
B-70	Ratchet Spinner Disk	1 <sup>1</sup> / <sub>4</sub>

Fed. Spec: ANSI B107.10M

#### WSB-5XT 5 Piece Extension Set in Pouch - 049605

#### Contents Include:

Product Code	Size (Inches)	Product Code	Size (Inches)
B-101	1 <sup>1</sup> / <sub>2</sub>	B-115	11
B-108	3	B-118	18
B-110	6		

#### Features

- Chrome plating provides increased protection from rust and corrosion.
- Flexible extension is designed for low torque applications in limited access areas.
- Ball and spring socket retention.
- Spinner disk is ideal for fast turn down of fasteners.



### 3/8" DRIVE ADAPTORS

#### High-Polished Chrome and Black Industrial Finish

Product Code	Length (Inches)	Male End (Inches)	Female End (Inches)
--------------	-----------------	-------------------	---------------------

#### Chrome Finish

BS-130	1 <sup>5</sup> / <sub>16</sub>	<sup>1</sup> / <sub>2</sub>	<sup>3</sup> / <sub>8</sub>
--------	--------------------------------	-----------------------------	-----------------------------

#### Black Industrial Finish

BS-130B	1 <sup>5</sup> / <sub>16</sub>	<sup>1</sup> / <sub>2</sub>	<sup>3</sup> / <sub>8</sub>
BS-131BF	1 <sup>5</sup> / <sub>16</sub>	<sup>3</sup> / <sub>8</sub>	<sup>1</sup> / <sub>2</sub>

Fed. Spec: ANSI B107.10M

#### Features

- Ball and spring socket retention.







## 3/8" DRIVE RATCHETS AND HANDLES

### High-Polished Chrome Finish

Product Code	Description	Length (Inches)	Repair Kit
31001	38 Tooth Quick-Release Ratchet	7 3/4	31001RK
31011	Ultra-Fine 60-Tooth Ratchet	7 3/4	31011RK
31005	Flex Handle	10	
11920	Flex Handle, Comb. 3/8" x 1/2" Drive	10	
31007	Sliding T-Handle	7 3/4	
31016A	3/8" Drive Spinner Handle	9	

Fed. Spec: ANSI B107.10M

### Features

- Ball and spring socket retention.
- Williams 3/8" Drive Ratchets Feature:
  - Ultra-fine 60 tooth model offers 6° tooth action in a narrow pear head.
  - Unique Finger-Fit handles to provide a comfortable, non-slip grip and extra turning power.
  - Choice of 38-tooth quick-release or 60-tooth ultra-fine gear.
  - Narrow pear-shaped heads for access into confined work areas.
  - High-polished chrome finish for easy cleaning.
- Spinner handles features three component comfort grip handle.
- Unique combination 3/8" x 1/2" drive flex handle offers convenience of both drive sizes on one handle.



## 3/8" DRIVE EXTENSIONS AND ACCESSORIES

### High-Polished Chrome Finish

Product Code	Description	Length (Inches)
31002	Extension	3
31003	Extension	6
31004	Extension	10
31006	Universal Joint	2
31008	Adaptor, 3/8" F x 1/4" M	1
31009	Adaptor, 3/8" F x 1/2" M	1 1/4
31013	Holder for 1/4" Hex Screwdriver Bits	3/4
31023	Locking Extension	3
31024	Locking Extension	6
31025	Locking Extension	10
31026	Locking Extension	12
31027	Locking Extension	18
31028	Locking Extension	24

Fed. Spec: ANSI B107.10M

### Features

- Chrome plating provides increased protection from rust and corrosion.
- Ball and spring socket retention.



## 6 PIECE 3/8" DRIVE RATCHET AND DRIVE TOOL SET

### Furnished in a Pouch

Product Code	Description
31920	6 Piece 3/8" Drive Ratchet and Accessory Set

### Contents Include:

Product Code	Description	Product Code	Description
31001	38 Tooth Quick-Release Ratchet	31005	10" Flex Handle Breaker Bar
31002	3" Extension	31006	Universal Joint
31004	10" Extension	31007	7 3/4" Sliding T-Handle

### Features

- All tools are professional quality, made of high-grade chrome vanadium steel.



3/8" DRIVE

SOCKETS AND  
DRIVE TOOLS

### 3/8" DRIVE SHALLOW 12 POINT SOCKETS, SAE

High-Polished Chrome Finish

Product Code	Size (Inches)	A		B		C		D		E		F
		OAL (Inches)	Drive End Diameter (Inches)	Working End Diameter (Inches)	Broach Depth (Inches)	Bolt Clearance Depth (Inches)	Bolt Clearance Diameter (Inches)	Nose Length (Inches)				
B-1208	1/4	1 1/32	11/16	13/32	7/32	9/16	7/32	17/32				
B-1210	5/16	1 1/32	11/16	7/16	1/4	9/16	17/64	17/32				
B-1211	11/32	1 1/32	11/16	1/2	9/32	9/16	21/64	17/32				
B-1212	3/8	1 1/32	11/16	9/16	9/32	9/16	11/32	17/32				
B-1214	7/16	1 1/32	11/16	5/8	5/16	9/16	11/32	17/32				
B-1216	1/2	1 1/32	23/32	23/32	11/32	3/8	3/8	-				
B-1217	17/32	1 1/32	25/32	25/32	19/32	7/4	1/2	-				
B-1218	9/16	1 3/32	25/32	25/32	9/16	19/32	17/32	-				
B-1219	19/32	1 3/32	25/32	25/32	9/16	9/16	9/16	-				
B-1220	5/8	1 1/8	27/32	27/32	19/32	5/8	19/32	-				
B-1222	11/16	1 5/32	15/16	15/16	5/8	5/8	11/16	-				
B-1224	3/4	1 3/16	1	1	11/16	11/16	23/32	-				
B-1226	13/16	1 1/4	1 1/16	1 1/16	11/16	11/16	25/32	-				
B-1228	7/8	1 9/32	1 5/32	1 5/32	25/32	25/32	7/8	-				
B-1230	15/16	1 3/8	1 1/4	1 1/4	19/16	27/32	29/32	-				
B-1232	1	1 13/32	1 5/16	1 5/16	27/32	7/8	1	-				



Fed. Spec: ANSI B107.110

#### WSB-10RC 10 Piece 3/8" Drive Shallow 12-Point Socket Set on Clip Rail

Contents Include:

Product Code	Size (Inches)	Product Code	Size (Inches)	Product Code	Size (Inches)
B-1210	5/16	B-1218	9/16	B-1226	13/16
B-1212	3/8	B-1220	5/8	B-1228	7/8
B-1214	7/16	B-1222	11/16		
B-1216	1/2	B-1224	3/4		

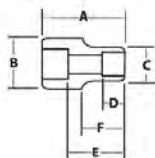
#### WSB-13RC 13 Piece 3/8" Drive Shallow 12-Point Socket Set on Clip Rail

Contents Include:

Product Code	Size (Inches)	Product Code	Size (Inches)	Product Code	Size (Inches)
B-1208	1/4	B-1218	9/16	B-1228	7/8
B-1210	5/16	B-1220	5/8	B-1230	15/16
B-1212	3/8	B-1222	11/16	B-1232	1
B-1214	7/16	B-1224	3/4		
B-1216	1/2	B-1226	13/16		

#### Features

- SUPERTORQUE® lobular openings for greater turning power without deforming the fastener.
- Designed for quick engagement on both 6 and 12 point fasteners.



WSB-10RC



WSB-13RC





## 3/8" DRIVE SHALLOW SOCKETS, 6 POINT, SAE

High-Polished Chrome Finish



Product Code	Size (Inches)	A		B		C		D		E		F	
		OAL (Inches)	Drive End Diameter (Inches)	Working End Diameter (Inches)	Broach Depth (Inches)	Bolt Clearance Depth (Inches)	Nose Length (Inches)						
B-608	1/4	1 1/32	11/16	13/32	7/32	9/16	1/2						
B-610	5/16	1 1/32	11/16	7/16	1/4	9/16	1/2						
B-611	11/32	1 1/32	11/16	1/2	9/32	9/16	1/2						
B-612	3/8	1 1/32	11/16	9/16	9/32	9/16	1/2						
B-614	7/16	1 1/32	11/16	5/8	5/16	9/16	1/2						
B-616	1/2	1 1/32	23/32	23/32	11/32	9/16	-						
B-618	9/16	1 3/32	29/32	25/32	9/16	19/32	-						
B-620	5/8	1 1/8	27/32	27/32	19/32	5/8	-						
B-622	11/16	1 5/32	19/16	15/16	5/8	5/8	-						
B-624	3/4	1 3/16	1	1	21/32	11/16	-						
B-626	13/16	1 1/4	1 1/16	1 1/16	11/16	23/32	-						
B-628	7/8	1 9/32	1 5/32	1 5/32	3/4	25/32	-						
B-630	15/16	1 3/8	1 1/4	1 1/4	13/16	27/32	-						
B-632	1	1 13/32	1 5/16	1 5/16	27/32	7/8	-						

Fed. Spec: ANSI B107.110

### WSS-8HRC 8 Piece 3/8" Drive Shallow 6 Point Socket Set on Clip Rail

Contents Include:

Product Code	Size (Inches)	Product Code	Size (Inches)	Product Code	Size (Inches)
B-608	1/4	B-614	7/16	B-620	5/8
B-610	5/16	B-616	1/2	B-624	3/4
B-612	3/8	B-618	9/16		

### WSB-10HRC 10 Piece 3/8" Drive Shallow 6 Point Socket Set on Clip Rail

Contents Include:

Product Code	Size (Inches)	Product Code	Size (Inches)	Product Code	Size (Inches)
B-610	5/16	B-618	9/16	B-626	13/16
B-612	3/8	B-620	5/8	B-628	7/8
B-614	7/16	B-622	11/16		
B-616	1/2	B-624	3/4		

### WSB-13HRC 13 Piece 3/8" Drive Shallow 6 Point Socket Set on Clip Rail

Contents Include:

Product Code	Size (Inches)	Product Code	Size (Inches)	Product Code	Size (Inches)
B-608	1/4	B-618	9/16	B-628	7/8
B-610	5/16	B-620	5/8	B-630	15/16
B-612	3/8	B-622	11/16	B-632	1
B-614	7/16	B-624	3/4		
B-616	1/2	B-626	13/16		

### Features

- SUPERTORQUE® lobular openings for greater turning power without deforming the fastener.
- Designed for maximum engagement on 6 point fasteners.



MSS-8HRC



WSB-10HRC



WSB-13HRC

3/8" DRIVE

SOCKETS AND DRIVE TOOLS



### 3/8" DRIVE SHALLOW SOCKETS, 12 POINT, SAE

High-Polished Chrome Finish

Product Code	Size (Inches)	A B C D E F						
		OAL (Inches)	Drive End Diameter (Inches)	Working End Diameter (Inches)	Broach Depth (Inches)	Bolt Clearance Depth (Inches)	Bolt Clearance Diameter (Inches)	Nose Length (Inches)
31208	1/4	1	1 1/16	7/16	1 1/2	9/16	7/32	17/32
31210	5/16	1	1 1/16	15/32	3/8	17/32	1/4	17/32
31212	3/8	1	1 1/16	9/16	3/8	1/2	9/32	17/32
31214	7/16	1	1 1/16	5/8	1 1/2	17/32	13/32	17/32
31216	1/2	1	3/4	3/4	1 3/2	19/32	7/16	-
31218	5/8	1 1/16	25/32	25/32	17/32	5/8	17/32	-
31220	3/4	1 1/16	7/8	7/8	1 9/16	19/32	19/32	-
31222	1 1/16	1 1/16	15/16	15/16	1/2	1 1/16	2 1/32	-
31224	3/4	1 1/8	1	1	9/16	23/32	23/32	-
31226	13/16	1 1/8	1 1/8	1 1/8	9/16	23/32	25/32	-
31228	7/8	1 1/2	1 3/16	1 3/16	2 1/2	13/16	27/32	-
31230	15/16	1 7/32	1 1/4	1 1/4	2 1/2	13/16	27/32	-
31232	1	1 7/32	1 3/16	1 3/16	1 1/16	13/16	3 1/32	-

Fed. Spec: ANSI B107.110

#### 31923 9 Piece 3/8" Drive Shallow 12 Point Socket Set on Clip Rail

Product Code	Size (Inches)	Product Code	Size (Inches)	Product Code	Size (Inches)
31208	1/4	31214	7/16	31220	3/4
31210	5/16	31216	1/2	31222	1 1/16
31212	3/8	31218	9/16	31224	3/4

#### 31927 10 Piece 3/8" Drive Shallow 12 Point Socket Set on Clip Rail

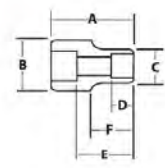
Product Code	Size (mm)	Product Code	Size (mm)	Product Code	Size (mm)
31208	1/4	31210	5/16	31212	3/8
31214	7/16	31216	1/2	31218	9/16
31220	3/4	31222	1 1/16	31224	3/4
31226	13/16				

#### 31925 13 Piece 3/8" Drive Shallow 12 Point Socket Set on Clip Rail

Product Code	Size (Inches)	Product Code	Size (Inches)	Product Code	Size (Inches)
31208	1/4	31218	9/16	31228	7/8
31210	5/16	31220	3/4	31230	15/16
31212	3/8	31222	1 1/16	31232	1
31214	7/16	31224	3/4		
31216	1/2	31226	13/16		



- Features**
- SUPERTORQUE® lobular openings for greater turning power without deforming the fastener.
  - Designed for maximum engagement on 12 point fasteners.



- Features**
- SUPERTORQUE® lobular openings for greater turning power without deforming the fastener.
  - Designed for maximum engagement on 6 point fasteners.



### 3/8" DRIVE SHALLOW SOCKETS, 6 POINT, SAE

High-Polished Chrome Finish

Product Code	Size (Inches)	A B C D E F						
		OAL (Inches)	Drive End Diameter (Inches)	Working End Diameter (Inches)	Broach Depth (Inches)	Bolt Clearance Depth (Inches)	Bolt Clearance Diameter (Inches)	Nose Length (Inches)
31108	1/4	1	1 1/16	7/16	1 1/2	9/16	7/32	17/32
31110	5/16	1	1 1/16	15/32	3/8	17/32	1/4	17/32
31112	3/8	1	1 1/16	9/16	3/8	1/2	9/32	17/32
31114	7/16	1	1 1/16	5/8	1 1/2	17/32	13/32	17/32
31116	1/2	1	3/4	3/4	1 3/2	19/32	7/16	-
31118	5/8	1 1/16	25/32	25/32	17/32	5/8	17/32	-
31120	3/4	1 1/16	7/8	7/8	1 9/16	19/32	19/32	-
31122	1 1/16	1 1/16	15/16	15/16	1/2	1 1/16	2 1/32	-
31124	3/4	1 1/8	1	1	9/16	23/32	23/32	-
31126	13/16	1 1/8	1 1/8	1 1/8	9/16	23/32	25/32	-
31128	7/8	1 1/2	1 3/16	1 3/16	2 1/2	13/16	27/32	-
31130	15/16	1 7/32	1 1/4	1 1/4	2 1/2	13/16	27/32	-
31132	1	1 7/32	1 3/16	1 3/16	1 1/16	13/16	3 1/32	-

Fed. Spec: ANSI B107.110

#### 31922 9 Piece 3/8" Drive Shallow 6 Point Socket Set on Clip Rail

Product Code	Size (Inches)	Product Code	Size (Inches)	Product Code	Size (Inches)
31108	1/4	31114	7/16	31120	3/4
31110	5/16	31116	1/2	31122	1 1/16
31112	3/8	31118	9/16	31124	3/4

#### 31924 13 Piece 3/8" Drive Shallow 6 Point Socket Set on Clip Rail

Product Code	Size (Inches)	Product Code	Size (Inches)	Product Code	Size (Inches)
31108	1/4	31118	9/16	31128	7/8
31110	5/16	31120	3/4	31130	15/16
31112	3/8	31122	1 1/16	31132	1
31114	7/16	31124	3/4		
31116	1/2	31126	13/16		

3/8" DRIVE

SOCKETS AND DRIVE TOOLS







## 3/8" DRIVE SHALLOW SOCKETS, 4 & 8 POINT, SAE

### High-Polished Chrome Finish



BD-814



WSBD-7RC

Product Code	Size (Inches)	A		B		C		D		E		F
		OAL (Inches)	Drive End Diameter (Inches)	Working End Diameter (Inches)	Broach Depth (Inches)	Bolt Clearance Depth (Inches)	Bolt Clearance Diameter (Inches)	Nose Length (Inches)				
BD-808	1/4	29/32	21/32	15/32	7/32	13/32	5/32	7/16				
B-409**	5/32	1 1/32	11/16	9/16	5/16	17/32	3/16	1/2				
BD-810	5/16	29/32	21/32	9/16	1/4	13/32	1/4	7/16				
BD-812	3/8	15/16	11/16	41/64	9/32	7/16	5/16	15/32				
BD-814	7/16	1	23/32	23/32	9/32	1/2	5/16	-				
BD-816	1/2	1	29/32	29/32	5/16	1/2	13/32	-				
BD-818	9/16	1 1/8	1	1	13/32	5/8	17/32	-				
BD-820	5/8	1 1/8	1 1/16	1 1/16	7/16	5/8	19/32	-				

\*\* 4 Point Socket  
Fed. Spec: ANSI B107.110

### WSBD-7RC 7 Piece 8 Point Socket Set on Clip Rail

#### Contents Include:

Product Code	Size (Inches)	Product Code	Size (Inches)	Product Code	Size (Inches)
BD-808	1/4	BD-814	7/16	BD-820	5/8
BD-810	5/16	BD-816	1/2		
BD-812	3/8	BD-818	9/16		

#### Features

- SUPERTORQUE® lobular openings for greater turning power without deforming the fastener.
- 8 point sockets are designed for quick engagement on 4 point fasteners.



## 3/8" DRIVE 5 POINT PENTA-SOCKET

### Black Industrial Finish



BB-526

Product Code	Size (Inches)	A		B		C		D		E		F
		OAL (Inches)	Drive End Diameter (Inches)	Working End Diameter (Inches)	Broach Depth (Inches)	Bolt Clearance Depth (Inches)	Bolt Clearance Diameter (Inches)	Nose Length (Inches)				
BB-526	5/16	1 1/16	1 1/8	1 1/8	7/16	1/2	23/32	-				

#### Features

- 5 point Penta-Socket services 5 point nuts found on tamper-resistant Buffalo covers used by gas, electric, and some water companies to protect shutoff gates.



## 3/8" DRIVE UNIVERSAL SOCKETS, 12 POINT, SAE

### High-Polished Chrome Finish



BU-1220, BU-1212

Product Code	Size (Inches)	A		B		C		D		E		F
		OAL (Inches)	Drive End Diameter (Inches)	Open End Diameter (Inches)	Broach Depth (Inches)	Bolt Clearance Depth (Inches)	Bolt Clearance Diameter (Inches)	Nose Length (Inches)				
BU-1212	3/8	1 25/32	3/4	1/2	1/4	1/2	5/16	15/64				
BU-1214	7/16	1 25/32	3/4	5/8	1/4	1/2	11/32	15/64				
BU-1216	1/2	1 25/32	3/4	11/16	5/16	9/16	11/32	9/32				
BU-1218	9/16	1 25/32	3/4	3/4	11/32	5/8	11/32	17/32				
BU-1220	5/8	1 25/32	3/4	7/8	13/32	11/16	11/32	17/32				
BU-1222	11/16	2	3/4	15/16	7/16	23/32	11/32	17/32				
BU-1224	3/4	2 1/8	3/4	1	17/32	13/16	11/32	5/8				

Fed. Spec: ANSI B107.110

### WSB-7U 7 Piece 12 Point Universal Socket Set on Clip Rail

#### Contents Include:

Product Code	Size (Inches)	Product Code	Size (Inches)	Product Code	Size (Inches)
BU-1212	3/8	BU-1218	9/16	BU-1224	3/4
BU-1214	7/16	BU-1220	5/8		
BU-1216	1/2	BU-1222	11/16		

#### Features

- Ideal for work in confined areas where fastener is inaccessible to standard sockets.



WSB-7U

3/8" DRIVE

SOCKETS AND DRIVE TOOLS

### 3/8" DRIVE UNIVERSAL SOCKETS, 6 POINT, SAE

High-Polished Chrome Finish

Product Code	Size (Inches)	A	B	C	D	E	Bolt Clearance Diameter (Inches)	Nose Length (Inches)
		OAL (Inches)	Drive End Diameter (Inches)	Open End Diameter (Inches)	Broach Depth (Inches)	Bolt Clearance Depth (Inches)		
31142	3/8	1 53/64	3/4	9/16	3/8	35/64	21/64	5/16
31144	7/16	1 53/64	3/4	5/8	3/8	35/64	21/64	5/16
31146	1/2	1 57/64	3/4	45/64	13/32	37/64	21/64	13/32
31148	9/16	1 57/64	3/4	29/32	7/16	43/64	21/64	33/64
31150	5/8	2	3/4	55/64	7/16	45/64	21/64	33/64
31152	11/16	2 3/64	3/4	15/16	3/64	3/4	21/64	17/32
31154	3/4	2 3/64	3/4	1 1/64	1/2	51/64	21/64	17/32

Fed. Spec: ANSI B107.110

#### 31938 7 Piece 6 Point Universal Socket Set on Clip Rail

Contents Include:

Product Code	Size (Inches)	Product Code	Size (Inches)	Product Code	Size (Inches)
31142	3/8	31148	9/16	31154	3/4
31144	7/16	31150	5/8		
31146	1/2	31152	11/16		

#### Features

- Ideal for work in confined areas where fastener is inaccessible to standard sockets



31154

31142



31938

### 3/8" DRIVE UNIVERSAL SOCKETS, 6 POINT, MM

High-Polished Chrome Finish

Product Code	Size (mm)	A	B	C	D	E	Bolt Clearance Diameter (Inches)	Nose Length (Inches)
		OAL (Inches)	Drive End Diameter (Inches)	Open End Diameter (Inches)	Broach Depth (Inches)	Bolt Clearance Depth (Inches)		
31528	8	1 27/32	3/4	15/32	23/64	35/64	15/64	21/64
31530	10	1 55/64	3/4	9/16	23/64	35/64	21/64	21/64
31531	11	1 55/64	3/4	5/8	23/64	35/64	21/64	21/64
31532	12	1 55/64	3/4	43/64	23/64	35/64	21/64	21/64
31533	13	1 55/64	3/4	45/64	23/64	35/64	21/64	23/64
31534	14	1 15/16	3/4	49/64	25/64	39/64	21/64	1/2
31535	15	1 57/64	3/4	53/64	25/64	39/64	21/64	1/2
31536	16	2	3/4	59/64	7/16	45/64	21/64	1/2
31537	17	2	3/4	15/16	7/16	45/64	21/64	1/2
31538	18	2 1/64	3/4	15/16	15/32	3/4	21/64	1/2
31539	19	2 3/64	3/4	1	1/2	49/64	21/64	1/2

Fed. Spec: ANSI B107.110

#### 31939 11 Piece 6 Point Universal Socket Set on Clip Rail

Contents Include:

Product Code	Size (mm)	Product Code	Size (mm)	Product Code	Size (mm)
31528	8	31533	13	31537	17
31530	10	31534	14	31538	18
31531	11	31535	15	31539	19
31532	12	31536	16		

#### Features

- Ideal for work in confined areas where fastener is inaccessible to standard sockets



31539

31528



31939

WILLIAMS®



## 3/8" DRIVE CROWFOOT WRENCH, OPEN END, SAE

Satin Chrome Finish, SAE



Product Code	Size (Inches)	A Outside Diameter (Inches)	C Center to Center (Inches)	D Overall Length (Inches)	E Head Depth (Inches)	F Total Depth (Inches)
BCO12	3/8"	7/8	23/32	7/32	33/64	1 19/64
BCO14	7/16"	7/8	41/64	7/32	33/64	1 17/64
BCO16	1/2"	1 1/32	51/64	7/32	33/64	1 29/64
BCO18	9/16"	1 1/4	59/64	7/32	33/64	1 5/8
BCO20	5/8"	1 1/4	55/64	7/32	33/64	1 19/32
BCO22	11/16"	1 9/16	1 3/32	7/32	33/64	1 59/64
BCO24	3/4"	1 9/16	1 1/32	7/32	33/64	1 57/64
BCO26	13/16"	1 23/32	1 3/32	9/32	19/32	2
BCO28	7/8"	1 23/32	1 1/32	9/32	19/32	1 31/32
BCO30	15/16"	2	1 5/32	11/32	21/32	2 1/8
BCO32	1"	2	1 5/64	11/32	21/32	2 3/32
BCO40	1 1/4"	2 5/32	1 15/64	3/8	41/64	2 7/32
BCO44	1 3/8"	2 3/8	1 19/64	3/8	41/64	2 3/8

### WSBCO-10 10 Piece 3/8" Drive Crowfoot Wrenches on Clip Rails, SAE

Contents Include:

Product Code	Size (Inches)	Product Code	Size (Inches)	Product Code	Size (Inches)
BCO12	3/8"	BCO18	9/16"	BCO24	3/4"
BCO14	7/16"	BCO20	5/8"	BCO26	13/16"
BCO16	1/2"	BCO22	11/16"	BCO28	7/8"
				BCO32	1"

#### Features

- Crowfoot wrenches are professional quality, made of high grade steel.
- Featuring an open end with a continuous arc for constant contact with the fastener for greater turning power without deforming the fastener.



WILLIAMS®



## 3/8" DRIVE CROWFOOT WRENCH, OPEN END, MM

Satin Chrome Finish, MM



Product Code	Size (mm)	A Outside Diameter (Inches)	B Center to Center (Inches)	C Overall Length (Inches)	D Head Depth (Inches)	E Total Depth (Inches)
BCOM10	10	7/8	11/16	1/4	1/2	1 1/4
BCOM11	11	7/8	5/8	1/4	1/2	1 1/4
BCOM12	12	1	13/16	1/4	1/2	1 1/2
BCOM13	13	1	9/8	1/4	1/2	1 1/2
BCOM14	14	1	5/8	1/4	1/2	1 3/8
BCOM15	15	1 1/4	7/8	1/4	1/2	1 5/8
BCOM16	16	1 1/4	7/8	1/4	1/2	1 5/8
BCOM17	17	1 1/4	13/16	1/4	1/2	1 5/8
BCOM18	18	1 1/2	1 1/8	1/4	1/2	1 7/8
BCOM19	19	1 1/2	1	1/4	1/2	1 7/8
BCOM20	20	1 1/2	1	1/4	1/2	1 7/8
BCOM21	21	1 3/4	1 1/8	1/4	5/8	1 7/8
BCOM22	22	1 3/4	1	1/4	5/8	2

### WSBCOM-10 10 Piece 3/8" Drive Crowfoot Wrenches on Clip Rails, MM

Contents Include:

Product Code	Size (mm)	Product Code	Size (mm)	Product Code	Size (mm)
BCOM10	10	BCOM13	13	BCOM16	16
BCOM11	11	BCOM14	14	BCOM17	17
BCOM12	12	BCOM15	15	BCOM18	18
				BCOM19	19

#### Features

- Crowfoot wrenches are professional quality, made of high grade steel.
- Featuring an open end with a continuous arc for constant contact with the fastener for greater turning power without deforming the fastener.



3/8" DRIVE

SOCKETS AND DRIVE TOOLS

**3/8" DRIVE CROWFOOT WRENCH, OPEN END, SAE**

**High-Polished Chrome Finish**

Product Code	Size (Inches)	A Overall Length (Inches)	B Diameter of Head (Inches)	C Thickness of Head (Inches)	D Thickness of Drive End (Inches)	Length of Centers (Inches)
10700	3/8	1 1/4	3/4	1/4	1/2	5/8
10701	7/16	1 3/8	3/4	1/4	1/2	3/4
10702	1/2	1 1/2	1	1/4	1/2	3/4
10703	9/16	1 3/4	1 1/8	1/4	1/2	1
10704	5/8	1 3/4	1 1/4	1/4	1/2	1
10705	1 1/16	2	1 1/2	1/4	1/2	1 1/8
10706	3/4	2	1 1/2	1/4	1/2	1 1/8
10707	13/16	2 1/8	1 5/8	1/4	1/2	1 1/4
10708	7/8	2 1/4	1 5/8	1/4	1/2	1 1/4
10709	15/16	2 1/4	2	3/8	1/2	1 1/4
10710	1	2 1/4	2	3/8	1/2	1 1/4
10711	1 1/16	2	1 3/4	3/8	5/8	1 1/8
10712	1 1/8	2	2	3/8	5/8	1 1/8
10713	1 3/16	1 7/8	2	3/8	5/8	1 1/4
10714	1 1/4	1 7/8	2	3/8	5/8	1 1/4
10715	1 5/16	1 7/8	2 1/8	3/8	5/8	1 1/4
10716	1 3/8	2 1/4	2 1/4	3/8	5/8	1 1/4
10717	1 7/16	2 1/4	2 3/8	3/8	5/8	1 3/8
10718	1 1/2	2 1/2	2 1/2	3/8	5/8	1 3/8
10719	1 9/16	2 1/2	2 1/2	3/8	5/8	1 1/2
10720	1 5/8	2 1/2	2 1/2	3/8	5/8	1 1/2
10721	1 11/16	2 1/2	2 5/8	3/8	5/8	1 1/2
10722	1 3/4	2 1/2	2 3/4	3/8	5/8	1 1/2
10723	1 13/16	2 1/2	2 3/4	3/8	5/8	1 1/2
10724	1 7/8	2 3/4	3 1/8	3/8	5/8	1 5/8
10725	1 15/16	2 3/4	3 1/8	3/8	5/8	1 5/8
10726	2	3	3 3/8	1/2	5/8	1 3/4

Fed. Spec: ANSI B107.110

**10741 14 Piece 3/8" Drive Crowfoot Wrenches on Clip Rails**

**Contents Include:**

Product Code	Size (Inches)	Product Code	Size (Inches)	Product Code	Size (Inches)
10713	1 3/16	10718	1 1/2	10723	1 13/16
10714	1 1/4	10719	1 9/16	10724	1 7/8
10715	1 5/16	10720	1 5/8	10725	1 15/16
10716	1 3/8	10721	1 11/16	10726	2
10717	1 7/16	10722	1 3/4		



10741

**10740 13 Piece 3/8" Drive Crowfoot Wrenches on Clip Rails**

**Contents Include:**

Product Code	Size (Inches)	Product Code	Size (Inches)	Product Code	Size (Inches)
10700	3/8	10704	5/8	10708	7/8
10701	7/16	10705	1 1/16	10709	15/16
10702	1/2	10706	3/4	10710	1
10703	9/16	10707	13/16	10711	1 1/16
				10712	1 1/8



10740

**Features**

- Designed for quick engagement on both 6 and 12 point fasteners.



WILLIAMS®



## 3/8" DRIVE CROWFOOT WRENCH, OPEN END, MM



10790



10791

Product Code	Size (MM)	Overall Length (Inches)	Diameter of Head (Inches)	Thickness of Head (Inches)	Thickness of Drive End (Inches)	Length of Centers (Inches)
10759	9	1 1/4	3/4	1/4	1/2	5/8
10760	10	1 1/4	3/4	1/4	1/2	5/8
10761	11	1 3/8	7/8	1/4	1/2	3/4
10762	12	1 3/8	7/8	1/4	1/2	3/4
10763	13	1 1/2	1	1/4	1/2	3/4
10764	14	1 3/4	1 1/8	1/4	1/2	1
10765	15	1 3/4	1 1/8	1/4	1/2	1
10766	16	1 3/4	1 1/4	1/4	1/2	1
10767	17	2	1 1/2	1/4	1/2	1 1/8
10768	18	2	1 1/2	1/4	1/2	1 1/8
10769	19	2	1 1/2	1/4	1/2	1 1/8
10770	20	2 1/8	1 5/8	1/4	1/2	1 1/4
10771	21	2 1/8	1 5/8	1/4	1/2	1 1/4
10772	22	2 1/4	1 5/8	1/4	1/2	1 1/4
10773	23	2 1/4	1 5/8	1/4	1/2	1 1/4
10774	24	2 1/8	2	1/4	1/2	1 1/4

### 10790 8 Piece 3/8" Drive Crowfoot Wrenches on Clip Rails

#### Contents Include:

Product Code	Size (mm)	Product Code	Size (mm)	Product Code	Size (mm)
10759	9	10762	12	10765	15
10760	10	10763	13	10766	16
10761	11	10764	14		

### 10791 8 Piece 3/8" Drive Crowfoot Wrenches on Clip Rails

#### Contents Include:

Product Code	Size (mm)	Product Code	Size (mm)	Product Code	Size (mm)
10767	17	10770	20	10773	23
10768	18	10771	21	10774	24
10769	19	10772	22		

### 10792 10 Piece 3/8" Drive Crowfoot Wrenches on Clip Rails

#### Contents Include:

Product Code	Size (mm)	Product Code	Size (mm)	Product Code	Size (mm)
10760	10	10763	13	10766	16
10761	11	10764	14	10767	17
10762	12	10765	15	10768	18
				10769	19

#### Features


- Designed for quick engagement on both 6 and 12 point fasteners.

WILLIAMS®



## 3/8" DRIVE CROWFOOT WRENCH, FLARE NUT, 12 POINT

Satin Chrome Finish, SAE



BCF-26



BCF-32

Product Code	Size (Inches)	Diameter of Head	Thickness of Head	Width of Slot	Length of Centers
BCF20	5/8	15/16	11/16	15/32	47/64
BCF22	11/16	1 1/32	11/16	17/32	29/32
BCF24	3/4	1 1/8	29/32	9/16	59/64
BCF26	13/16	1 13/64	29/32	5/8	7/8
BCF28	7/8	1 19/64	3/4	11/16	15/16
BCF30	15/16	1 3/8	3/4	29/32	15/16
BCF32	1	1 29/64	25/32	3/4	1 1/64
BCF34	1 1/16	1 17/32	29/32	29/32	1 3/64

Fed. Spec: ASME B107.21 Type 1 Class 1

### WSBCF-8 8 Piece 12 Point Crowfoot Wrench on Clip Rail

#### Contents Include:

Product Code	Size (Inches)	Product Code	Size (Inches)	Product Code	Size (Inches)	Product Code	Size (Inches)
BCF20	5/8	BCF24	3/4	BCF28	7/8	BCF32	1
BCF22	11/16	BCF26	13/16	BCF30	15/16	BCF34	1 1/16
BCF24	3/4						



WSBCF-8



Made in U.S.A.

3/8" DRIVE

SOCKETS AND DRIVE TOOLS



### 3/8" DRIVE BOLT THRU SOCKETS, 6 POINT, SAE

Product Code	Size (Inches)	Overall Length (Inches)	External Hex Inches
31612BT	3/8	1 7/16	3/4
31614BT	7/16	1 7/16	3/4
31616BT	1/2	1 7/16	3/4
31618BT	9/16	1 7/16	3/4
31620BT	5/8	1 7/16	3/4
31622BT	11/16	1 7/16	3/4
31624BT	3/4	1 7/16	3/4

#### Features

- SUPERTORQUE® lobular openings for greater turning power without deforming the fastener.
- Designed for quick engagement on both 6 point fasteners.



31612BT



### 3/8" DRIVE BOLT THRU SOCKETS, 6 POINT, MM

Product Code	Size (mm)	Overall Length (Inches)	External Hex Inches
31708BT	8	1 7/16	3/4
31709BT	9	1 7/16	3/4
31710BT	10	1 7/16	3/4
31711BT	11	1 7/16	3/4
31712BT	12	1 7/16	3/4
31713BT	13	1 7/16	3/4
31714BT	14	1 7/16	3/4
31715BT	15	1 7/16	3/4
31716BT	16	1 7/16	3/4
31717BT	17	1 7/16	3/4
31718BT	18	1 7/16	3/4
31719BT	19	1 7/16	3/4

#### Features

- Designed for quick engagement on 6 point fasteners.



31708BT



### 22 PIECE 3/8" DRIVE BOLT THRU SOCKET SET

#### 6 Point Compact Case Tool Set, SAE & MM

Product Code	Description
50671	22 Piece 3/8" Drive Bolt Thru Socket Set

#### Contents Include:

3/8" Drive Tools:		3/8" Drive Shallow 6-Point Sockets	
Product Code	Description	Product Code	Size (mm)
31018	Locking Flexible Ratchet	31708BT	8
31019	3" Extension	31709BT	9
31020	Adaptor	31710BT	10
		31711BT	11
		31712BT	12
		31713BT	13
		31714BT	14
		31715BT	15
		31716BT	16
		31717BT	17
		31718BT	18
		31719BT	19

#### Features

- All tools are professional quality, made of high-grade chrome vanadium steel
- Sockets feature SUPERTORQUE® lobular openings for greater turning power without deforming the fastener
- Packed in rugged compact high-density polyethylene (HDPE) cases that are strong and durable yet light in weight
- Ratchet with 7 locking positions and flex head design.



50671

3/8" DRIVE

SOCKETS AND DRIVE TOOLS





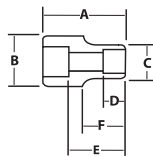
BD-1216 BD-1208



WSB-9RC



WSB-13RC



## 3/8" DRIVE DEEP SOCKETS, 12 POINT, SAE

### High-Polished Chrome Finish

Product Code	Size (Inches)	A (Inches)	B (Inches)	C (Inches)	D (Inches)	E (Inches)	F (Inches)	Dimensions	
								Drive End Diameter (Inches)	Working End Diameter (Inches)
BD-1208	1/4	2 1/8	1 1/16	1 3/32	7/32	1 11/16	7/32	1 5/8	1 5/8
BD-1210	5/16	2 1/8	1 1/16	1 5/32	1/4	1 11/16	5/16	1 5/8	1 5/8
BD-1212	3/8	2 1/8	1 1/16	9/16	9/32	1 11/16	3/8	1 5/8	1 5/8
BD-1214	7/16	2 1/8	1 1/16	5/8	9/32	1 11/16	7/16	1 5/8	1 5/8
BD-1216	1/2	2 1/8	23/32	23/32	11/32	1 11/16	15/32	-	-
BD-1218	9/16	2 3/8	29/32	29/32	9/16	1 9/16	17/32	-	-
BD-1220	5/8	2 3/8	27/32	27/32	19/32	1 9/16	19/32	-	-
BD-1222	11/16	2 5/8	19/16	15/16	5/8	1 11/16	21/32	-	-
BD-1224	3/4	2 5/8	1	1	21/32	1 11/16	23/32	-	-
BD-1226	13/16	2 3/4	1 1/16	1 1/16	11/16	2	25/32	-	-
BD-1228	7/8	2 3/4	1 5/32	1 5/32	3/4	2 1/32	27/32	-	-
BD-1230	15/16	2 3/4	1 1/4	1 1/4	13/16	2 1/32	27/32	-	-
BD-1232	1	2 3/4	1 3/16	1 3/16	27/32	2	31/32	-	-

Fed. Spec: ANSI B107.110

### WSBD-9RC 9 Piece 3/8" Drive Deep 12 Point Socket Set on Clip Rail

#### Contents Include:

Product Code	Size (Inches)	Product Code	Size (Inches)	Product Code	Size (Inches)
BD-1212	3/8	BD-1218	9/16	BD-1224	3/4
BD-1214	7/16	BD-1220	5/8	BD-1226	13/16
BD-1216	1/2	BD-1222	11/16	BD-1228	7/8

### WSBD-13RC 13 Piece 3/8" Drive Deep 12 Point Socket Set on Clip Rail

#### Contents Include:

Product Code	Size (Inches)	Product Code	Size (Inches)	Product Code	Size (Inches)
BD-1208	1/4	BD-1218	9/16	BD-1228	7/8
BD-1210	5/16	BD-1220	5/8	BD-1230	15/16
BD-1212	3/8	BD-1222	11/16	BD-1232	1
BD-1214	7/16	BD-1224	3/4		
BD-1216	1/2	BD-1226	13/16		

#### Features

- SUPERTORQUE® lobular openings for greater turning power without deforming the fastener.
- Designed for quick engagement on both 6 and 12 point fasteners.





### 3/8" DRIVE DEEP SOCKETS, 12 POINT, SAE

#### High-Polished Chrome Finish

Product Code	Size (Inches)	A OAL (Inches)	B Drive End Diameter (Inches)	C Working End Diameter (Inches)	D Broach Depth (Inches)	E Bolt Clearance Depth (Inches)	F Bolt Clearance Diameter (Inches)	F Nose Length (Inches)
31408	1/4	2 1/2	11/16	7/16	11/32	1 11/16	7/32	1 1/16
31410	5/16	2 1/2	11/16	15/32	3/8	1 11/16	5/16	1 1/16
31412	3/8	2 1/2	11/16	9/16	3/8	1 11/16	3/8	1 1/16
31414	7/16	2 1/2	11/16	5/8	11/32	1 11/16	7/16	1 1/16
31416	1/2	2 1/2	3/4	3/4	13/32	1 11/16	15/32	-
31418	9/16	2 1/2	25/32	25/32	17/32	1 9/16	17/32	-
31420	5/8	2 1/2	7/8	7/8	19/32	1 9/16	19/32	-
31422	11/16	2 1/2	15/16	15/16	1/2	1 11/16	21/32	-
31424	3/4	2 1/2	1	1	9/16	1 11/16	23/32	-
31426	13/16	2 1/2	1 1/8	1 1/8	9/16	2 1/32	25/32	-
31428	7/8	2 1/2	1 3/16	1 3/16	21/32	2 1/32	27/32	-
31430	15/16	2 1/2	1 1/4	1 1/4	21/32	2 1/32	27/32	-
31432	1	2 1/2	1 5/16	1 5/16	11/16	2	31/32	-

Fed. Spec: ANSI B107.110

#### 31926 9 Piece 3/8" Drive Deep 12 Point Socket Set on Clip Rail

##### Contents Include:

Product Code	Size (Inches)	Product Code	Size (Inches)	Product Code	Size (Inches)
31408	1/4	31414	7/16	31420	5/8
31410	5/16	31416	1/2	31422	11/16
31412	3/8	31418	9/16	31424	3/4

#### 31928 13 Piece 3/8" Drive Deep 12 Point Socket Set on Clip Rail

##### Contents Include:

Product Code	Size (Inches)	Product Code	Size (Inches)	Product Code	Size (Inches)
31408	1/4	31418	9/16	31428	7/8
31410	5/16	31420	5/8	31430	15/16
31412	3/8	31422	11/16	31432	1
31414	7/16	31424	3/4		
31416	1/2	31426	13/16		

#### Features

- SUPERTORQUE® lobular openings for greater turning power without deforming the fastener.
- Designed for quick engagement on both 6 and 12 point fasteners.



31416 31408



31926



31928



### 3/8" DRIVE DEEP SOCKETS, 6 POINT, SAE

#### High-Polished Chrome Finish

Product Code	Size (Inches)	A OAL (Inches)	B Drive End Diameter (Inches)	C Working End Diameter (Inches)	D Broach Depth (Inches)	E Bolt Clearance Depth (Inches)	F Bolt Clearance Diameter (Inches)	F Nose Length (Inches)
BD-608	1/4	2 1/8	11/16	13/32	1/4	1 11/16	7/32	1 5/8
BD-610	5/16	2 1/8	11/16	7/16	9/32	1 11/16	5/16	1 5/8
BD-611	11/32	2 1/8	11/16	1/2	1/4	1 11/16	11/32	1 5/8
BD-612	3/8	2 1/8	11/16	9/16	5/16	1 11/16	3/8	1 5/8
BD-614	7/16	2 1/8	11/16	19/32	3/8	1 11/16	7/16	1 5/8
BD-616	1/2	2 1/8	23/32	23/32	7/16	1 11/16	19/32	-
BD-618	9/16	2 3/8	25/32	25/32	7/16	1 9/16	17/32	-
BD-620	5/8	2 3/8	27/32	27/32	1/2	1 9/16	19/32	-
BD-622	11/16	2 5/8	15/16	15/16	17/32	1 3/4	21/32	-
BD-624	3/4	2 5/8	1	1	5/8	1 3/4	23/32	-
BD-626	13/16	2 3/4	1 1/16	1 1/16	11/16	1 27/32	25/32	-
BD-628	7/8	2 3/4	1 5/32	1 7/32	23/32	1 27/32	27/32	-
BD-630	15/16	2 3/4	1 1/4	1 1/4	25/32	2 1/32	27/32	-
BD-632	1	2 3/4	1 5/16	1 5/16	13/16	2 1/32	31/32	-

Fed. Spec: ANSI B107.110

#### WSBD-13HRC 13 Piece 3/8" Drive Deep 6 Point Socket Set on Clip Rail

##### Contents Include:

Product Code	Size (Inches)	Product Code	Size (Inches)	Product Code	Size (Inches)
BD-608	1/4	BD-618	9/16	BD-628	7/8
BD-610	5/16	BD-620	5/8	BD-630	15/16
BD-612	3/8	BD-622	11/16	BD-632	1
BD-614	7/16	BD-624	3/4		
BD-616	1/2	BD-626	13/16		

#### Features

- SUPERTORQUE® lobular openings for greater turning power without deforming the fastener.
- Designed for maximum engagement on 6 point fasteners.



BD-616 BD-608



WSBD-13HRC

3/8" DRIVE

SOCKETS AND DRIVE TOOLS







31316 31308



31940



31941



31303



31301

## 3/8" DRIVE DEEP SOCKETS, 6 POINT, SAE

High-Polished Chrome Finish

Product Code	Size (Inches)	A	B	C	D	E	Bolt Clearance Diameter (Inches)	Nose Length (Inches)
		OAL (Inches)	Drive End Diameter (Inches)	Working End Diameter (Inches)	Broach Depth (Inches)	Bolt Clearance Depth (Inches)		
31308	1/4	2 1/2	11/16	7/16	11/32	1 11/16	7/32	1 1/16
31310	5/16	2 1/2	11/16	19/32	3/8	1 11/16	5/16	1 1/16
31312	3/8	2 1/2	11/16	9/16	3/8	1 11/16	3/8	1 1/16
31314	7/16	2 1/2	11/16	5/8	11/32	1 11/16	7/16	1 1/16
31316	1/2	2 1/2	3/4	3/4	19/32	1 11/16	15/32	-
31318	9/16	2 1/2	25/32	25/32	17/32	1 9/16	17/32	-
31320	5/8	2 1/2	7/8	7/8	19/32	1 9/16	19/32	-
31322	11/16	2 1/2	15/16	15/16	1/2	1 11/16	21/32	-
31324	3/4	2 1/2	1	1	9/16	1 11/16	23/32	-
31326	13/16	2 1/2	1 1/8	1 1/8	9/16	2 1/32	25/32	-
31328	7/8	2 1/2	1 3/16	1 3/16	21/32	2 1/32	27/32	-
31330	15/16	2 1/2	1 1/4	1 1/4	21/32	2 1/32	27/32	-
31332	1	2 1/2	1 5/16	1 5/16	11/16	2	31/32	-

Fed. Spec: ANSI B107.110

### 31940 9 Piece 3/8" Drive Deep 6 Point Socket Set on Clip Rail

Contents Include:

Product Code	Size (Inches)	Product Code	Size (Inches)	Product Code	Size (Inches)
31308	1/4	31314	7/16	31320	5/8
31310	5/16	31316	1/2	31322	11/16
31312	3/8	31318	9/16	31324	3/4

### 31941 13 Piece 3/8" Drive Deep 6 Point Socket Set on Clip Rail

Contents Include:

Product Code	Size (Inches)	Product Code	Size (Inches)	Product Code	Size (Inches)
31308	1/4	31318	9/16	31328	7/8
31310	5/16	31320	5/8	31330	15/16
31312	3/8	31322	11/16	31332	1
31314	7/16	31324	3/4		
31316	1/2	31326	13/16		

### Features

- SUPERTORQUE® lobular openings for greater turning power without deforming the fastener.
- Designed for quick engagement on 6 point fasteners.



## 3/8" DRIVE SPARK PLUG SOCKETS, 6 POINT, SAE

High-Polished Chrome Finish

Product Code	Size (Inches)	A	B	C	D	E	Bolt Clearance Diameter (Inches)	Nose Length (Inches)
		OAL (Inches)	Drive End Diameter (Inches)	Working End Diameter (Inches)	Broach Depth (Inches)	Bolt Clearance Depth (Inches)		
31301	5/8	2 27/32	11/16	27/32	15/32	29/32	11/16	NA
31303	13/16	2 29/32	13/16	1 1/16	15/32	1 1/32	7/8	NA

Fed. Spec: ANSI B107.110

### Features

- Rubber insert holds spark plug and prevents damage to insulator.

3/8" DRIVE

SOCKETS AND  
DRIVE TOOLS

### 3/8" DRIVE SHALLOW SOCKETS, 12 POINT, METRIC

#### High-Polished Chrome Finish

Product Code	Size (MM)	A		B		C		D		E		F
		OAL (Inches)	Drive End Diameter (Inches)	Working End Diameter (Inches)	Broach Depth (Inches)	Bolt Clearance Depth (Inches)	Bolt Clearance Diameter (Inches)	Nose Length (Inches)				
BM-1206	6	1 1/32	1 1/16	1 3/32	7/32	9/16	7/32	17/32				
BM-1207	7	1 1/32	1 1/16	1 9/32	7/32	9/16	7/32	17/32				
BM-1208	8	1 1/32	1 1/16	1 5/32	1/4	9/16	9/32	17/32				
BM-1209	9	1 1/32	1 1/16	1/2	9/32	9/16	11/32	17/32				
BM-1210	10	1 1/32	1 1/16	9/16	9/32	9/16	11/32	17/32				
BM-1211	11	1 1/32	1 1/16	5/8	9/32	9/16	11/32	17/32				
BM-1212	12	1 1/32	1 1/16	21/32	11/32	9/16	11/32	17/32				
BM-1213	13	1 1/32	29/32	29/32	11/32	9/16	3/8	-				
BM-1214	14	1 1/32	25/32	25/32	7/16	17/32	17/32	-				
BM-1215	15	1 9/32	19/16	19/16	19/32	19/32	9/16	-				
BM-1216	16	1 1/8	21/32	21/32	19/32	5/8	19/32	-				
BM-1217	17	1 9/32	29/32	29/32	5/8	5/8	5/8	-				
BM-1218	18	1 9/32	31/32	31/32	5/8	21/32	11/16	-				
BM-1219	19	1 3/16	1	1	21/32	11/16	23/32	-				
BM-1220	20	1 7/32	1 1/32	1 1/32	11/16	23/32	3/4	-				
BM-1221	21	1 1/4	1 1/8	1 1/8	23/32	23/32	3/16	-				
BM-1222	22	1 9/32	1 5/32	1 5/32	3/4	3/4	3/16	-				
BM-1223	23	1 3/16	1 3/16	1 3/16	3/4	29/32	7/8	-				
BM-1224	24	1 3/8	1 1/4	1 1/4	13/16	21/32	7/8	-				
BM-1226	26	1 7/16	1 11/32	1 11/32	27/32	7/8	15/16	-				

Fed. Spec: ANSI B107.110

#### MSB-12RC 12 Piece 3/8" Drive Shallow 12 Point Socket Set on Clip Rail

##### Contents Include:

Product Code	Size (MM)	Product Code	Size (MM)	Product Code	Size (MM)
BM-1208	8	BM-1212	12	BM-1216	16
BM-1209	9	BM-1213	13	BM-1217	17
BM-1210	10	BM-1214	14	BM-1218	18
BM-1211	11	BM-1215	15	BM-1219	19

#### MSB-17RC 17 Piece 3/8" Drive Shallow 12 Point Socket Set on Clip Rail

##### Contents Include:

Product Code	Size (MM)	Product Code	Size (MM)	Product Code	Size (MM)	Product Code	Size (MM)
BM-1206	6	BM-1211	11	BM-1216	16	BM-1221	21
BM-1207	7	BM-1212	12	BM-1217	17	BM-1222	22
BM-1208	8	BM-1213	13	BM-1218	18		
BM-1209	9	BM-1214	14	BM-1219	19		
BM-1210	10	BM-1215	15	BM-1220	20		

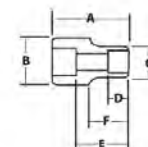
#### MSB-20RC 20 Piece 3/8" Drive Shallow 12 Point Socket Set on Clip Rail

##### Contents Include:

Product Code	Size (MM)	Product Code	Size (MM)	Product Code	Size (MM)	Product Code	Size (MM)
BM-1206	6	BM-1211	11	BM-1216	16	BM-1221	21
BM-1207	7	BM-1212	12	BM-1217	17	BM-1222	22
BM-1208	8	BM-1213	13	BM-1218	18	BM-1223	23
BM-1209	9	BM-1214	14	BM-1219	19	BM-1224	24
BM-1210	10	BM-1215	15	BM-1220	20	BM-1226	26

#### Features

- SUPERTORQUE® lobular openings for greater turning power without deforming the fastener.
- Designed for quick engagement on both 6 and 12 point fasteners.



3/8" DRIVE SOCKETS AND DRIVE TOOLS



MSB-20RC



## 3/8" DRIVE SHALLOW SOCKETS, 6 POINT, METRIC

### High-Polished Chrome Finish



Product Code	Size (MM)	A OAL (Inches)	B Drive End Diameter (Inches)	C Working End Diameter (Inches)	D Broach Depth (Inches)	E Bolt Clearance Depth (Inches)	Bolt Clearance Diameter (Inches)	F Nose Length (Inches)
BM-605½	5 ½	1 ½	1 ½	1 ½	7/32	9/16	3/16	17/32
BM-606	6	1 ½	1 ½	1 ½	7/32	9/16	7/32	17/32
BM-607	7	1 ½	1 ½	1 ½	7/32	9/16	7/32	17/32
BM-608	8	1 ½	1 ½	1 ½	1/4	9/16	9/32	17/32
BM-609	9	1 ½	1 ½	1 ½	9/32	9/16	11/32	17/32
BM-610	10	1 ½	1 ½	1 ½	9/32	9/16	11/32	17/32
BM-611	11	1 ½	1 ½	1 ½	9/32	9/16	11/32	17/32
BM-612	12	1 ½	1 ½	1 ½	11/32	9/16	11/32	17/32
BM-613	13	1 ½	1 ½	1 ½	11/32	9/16	3/8	-
BM-614	14	1 ½	1 ½	1 ½	7/16	17/32	17/32	-
BM-615	15	1 ½	1 ½	1 ½	19/32	19/32	9/16	-
BM-616	16	1 ½	1 ½	1 ½	19/32	5/8	19/32	-
BM-617	17	1 ½	1 ½	1 ½	5/8	5/8	5/8	-
BM-618	18	1 ½	1 ½	1 ½	5/8	21/32	11/16	-
BM-619	19	1 ½	1 ½	1 ½	21/32	11/16	23/32	-
BM-620	20	1 ½	1 ½	1 ½	11/16	23/32	3/4	-
BM-621	21	1 ½	1 ½	1 ½	23/32	23/32	3/16	-
BM-622	22	1 ½	1 ½	1 ½	3/4	3/4	3/16	-
BM-623	23	1 ½	1 ½	1 ½	3/4	25/32	7/8	-
BM-624	24	1 ½	1 ½	1 ½	13/16	27/32	7/8	-

Fed. Spec: ANSI B107.110

### MSB-12HRC 12 Piece 3/8" Drive Shallow 6 Point Socket Set on Clip Rail

#### Contents Include:

Product Code	Size (MM)	Product Code	Size (MM)	Product Code	Size (MM)
BM-608	8	BM-612	12	BM-616	16
BM-609	9	BM-613	13	BM-617	17
BM-610	10	BM-614	14	BM-618	18
BM-611	11	BM-615	15	BM-619	19

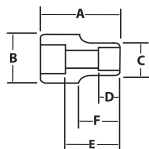
### MSB-20HRC 20 Piece 3/8" Drive Shallow 6 Point Socket Set on Clip Rail

#### Contents Include:

Product Code	Size (MM)	Product Code	Size (MM)	Product Code	Size (MM)	Product Code	Size (MM)
BM-605½	5 ½	BM-610	10	BM-615	15	BM-620	20
BM-606	6	BM-611	11	BM-616	16	BM-621	21
BM-607	7	BM-612	12	BM-617	17	BM-622	22
BM-608	8	BM-613	13	BM-618	18	BM-623	23
BM-609	9	BM-614	14	BM-619	19	BM-624	24

#### Features

- SUPERTORQUE® lobular openings for greater turning power without deforming the fastener.
- Designed for maximum engagement on 6 point fasteners.



MSB-12HRC



MSB-20HRC

3/8" DRIVE

SOCKETS AND  
DRIVE TOOLS

### 3/8" DRIVE SHALLOW SOCKETS, 12 POINT, METRIC

#### High-Polished Chrome Finish

Product Code	Size (MM)	A		C		E		F
		OAL (Inches)	Drive End Diameter (Inches)	Working End Diameter (Inches)	Broach Depth (Inches)	Bolt Clearance Depth (Inches)	Bolt Clearance Diameter (Inches)	Nose Length (Inches)
31606	6	1	11/16	3/8	11/32	17/32	7/32	9/16
31607	7	1	11/16	7/16	9/16	17/32	7/32	9/16
31608	8	1	11/16	15/32	11/32	1/2	1/4	9/16
31609	9	1	11/16	17/32	3/8	17/32	9/32	9/16
31610	10	1	11/16	9/16	11/32	15/32	3/8	9/16
31611	11	1	11/16	5/8	11/32	1/2	13/32	9/16
31612	12	1	11/16	11/16	3/8	9/16	7/16	-
31613	13	1	3/4	3/4	3/8	9/16	1/2	-
31614	14	1 1/16	25/32	25/32	17/32	17/32	-	-
31615	15	1 1/16	13/16	13/16	17/32	17/32	-	-
31616	16	1 1/16	7/8	7/8	17/32	17/32	-	-
31617	17	1 1/16	15/16	15/16	17/32	17/32	-	-
31618	18	1 1/16	31/32	31/32	17/32	17/32	-	-
31619	19	1 5/32	1	1	5/8	5/8	-	-

Fed. Spec: ANSI B107.110



#### 31942 8 Piece 3/8" Drive Shallow 12 Point Socket Set on Clip Rail

##### Contents Include:

Product Code	Size (MM)	Product Code	Size (MM)	Product Code	Size (MM)
31610	10	31613	13	31616	16
31611	11	31614	14	31617	17
31612	12	31615	15		

#### 31943 14 Piece 3/8" Drive Shallow 12 Point Socket Set on Clip Rail

##### Contents Include:

Product Code	Size (MM)	Product Code	Size (MM)	Product Code	Size (MM)
31606	6	31611	11	31616	16
31607	7	31612	12	31617	17
31608	8	31613	13	31618	18
31609	9	31614	14	31619	19
31610	10	31615	15		

#### Features

- SUPERTORQUE® lobular openings for greater turning power without deforming the fastener.
- Designed for maximum engagement on 12 point fasteners.



31942



31943





## 3/8" DRIVE SHALLOW SOCKETS, 6 POINT, METRIC

High-Polished Chrome Finish



Product Code	Size (MM)	A		B		C		D		E		F
		OAL (Inches)	Drive End Diameter (Inches)	Working End Diameter (Inches)	Broach Depth (Inches)	Bolt Clearance Depth (Inches)	Bolt Clearance Diameter (Inches)	Nose Length (Inches)				
31506	6	1	1 <sup>1</sup> / <sub>16</sub>	3/8	1 <sup>1</sup> / <sub>32</sub>	17/32	7/32	9/16				
31507	7	1	1 <sup>1</sup> / <sub>16</sub>	7/16	5/16	17/32	7/32	9/16				
31508	8	1	1 <sup>1</sup> / <sub>16</sub>	19/32	11/32	1/2	1/4	9/16				
31509	9	1	1 <sup>1</sup> / <sub>16</sub>	17/32	3/8	17/32	9/32	9/16				
31510	10	1	1 <sup>1</sup> / <sub>16</sub>	9/16	11/32	15/32	3/8	9/16				
31511	11	1	1 <sup>1</sup> / <sub>16</sub>	5/8	11/32	1/2	13/32	9/16				
31512	12	1	1 <sup>1</sup> / <sub>16</sub>	11/16	3/8	9/16	7/16	-				
31513	13	1	3/4	3/4	3/8	9/16	1/2	-				
31514	14	1 1/16	25/32	25/32	17/32	17/32	-	-				
31515	15	1 1/16	19/16	19/16	17/32	17/32	-	-				
31516	16	1 1/16	7/8	7/8	17/32	17/32	-	-				
31517	17	1 1/16	15/16	15/16	17/32	17/32	-	-				
31518	18	1 1/16	31/32	31/32	17/32	17/32	-	-				
31519	19	1 5/32	1	1	5/8	5/8	-	-				

Fed. Spec: ANSI B107.110

### 31930 8 Piece 3/8" Drive Shallow 6 Point Socket Set on Clip Rail

Contents Include:

Product Code	Size (MM)	Product Code	Size (MM)	Product Code	Size (MM)
31510	10	31513	13	31516	16
31511	11	31514	14	31517	17
31512	12	31515	15		

### 31932 14 Piece 3/8" Drive Shallow 6 Point Socket Set on Clip Rail

Contents Include:

Product Code	Size (MM)	Product Code	Size (MM)	Product Code	Size (MM)
31506	6	31511	11	31516	16
31507	7	31512	12	31517	17
31508	8	31513	13	31518	18
31509	9	31514	14	31519	19
31510	10	31515	15		

### Features

- SUPERTORQUE® lobular openings for greater turning power without deforming the fastener.
- Designed for maximum engagement on 6 point fasteners.



3/8" DRIVE

SOCKETS AND DRIVE TOOLS

### 3/8" DRIVE DEEP SOCKETS, 6 POINT, METRIC

High-Polished Chrome Finish

Product Code	Size (MM)	A		B		C		D		E		F
		OAL (Inches)	Drive End Diameter (Inches)	Working End Diameter (Inches)	Broach Depth (Inches)	Bolt Clearance Depth (Inches)	Bolt Clearance Diameter (Inches)	Nose Length (Inches)				
BMD-606	6	2 1/8	11/16	13/32	7/32	1 11/16	7/32	1 5/8				
BMD-607	7	2 1/8	11/16	13/32	9/32	1 11/16	1/4	1 5/8				
BMD-608	8	2 1/8	11/16	15/32	9/32	1 11/16	5/16	1 5/8				
BMD-609	9	2 1/8	11/16	1/2	9/32	1 11/16	11/32	1 5/8				
BMD-610	10	2 1/8	11/16	9/16	5/16	1 11/16	3/8	1 5/8				
BMD-611	11	2 1/8	11/16	5/8	3/8	1 11/16	7/16	1 5/8				
BMD-612	12	2 1/8	11/16	21/32	13/32	1 11/16	15/32	1 5/8				
BMD-613	13	2 1/8	23/32	23/32	13/32	1 5/8	17/32	-				
BMD-614	14	2 3/8	25/32	25/32	13/32	1 9/16	17/32	-				
BMD-615	15	2 3/8	13/16	13/16	13/32	1 9/16	17/32	-				
BMD-616	16	2 3/8	27/32	27/32	13/32	1 9/16	19/32	-				
BMD-617	17	2 21/32	29/32	29/32	1/2	1 13/16	5/8	-				
BMD-618	18	2 21/32	31/32	31/32	1/2	1 13/16	21/32	-				
BMD-619	19	2 21/32	1	1	5/8	1 15/16	23/32	-				
BMD-620	20	2 21/32	1 1/32	1 1/32	5/8	1 15/16	23/32	-				
BMD-622	22	2 7/8	1 5/32	1 5/32	5/8	2 5/32	7/8	-				
BMD-623	23	2 7/8	1 3/16	1 3/16	1/2	2 5/32	27/32	-				
BMD-624	24	2 7/8	1 1/4	1 1/4	9/16	2 5/32	15/16	-				
BMD-625	25	2 7/8	1 9/32	1 9/32	9/16	2 1/8	31/32	-				

Fed. Spec: ANSI B107.110



BMD-612 BMD-606

#### MSBD-12HRC 12 Piece 3/8" Drive Deep 6 Point Socket Set on Clip Rail

Contents Include:

Product Code	Size (MM)	Product Code	Size (MM)	Product Code	Size (MM)
BMD-608	8	BMD-612	12	BMD-616	16
BMD-609	9	BMD-613	13	BMD-617	17
BMD-610	10	BMD-614	14	BMD-618	18
BMD-611	11	BMD-615	15	BMD-619	19

#### MSBD-19HRC 19 Piece 3/8" Drive Deep 6 Point Socket Set on Clip Rail

Contents Include:

Product Code	Size (MM)	Product Code	Size (MM)	Product Code	Size (MM)	Product Code	Size (MM)
BMD-606	6	BMD-611	11	BMD-616	16	BMD-622	22
BMD-607	7	BMD-612	12	BMD-617	17	BMD-623	23
BMD-608	8	BMD-613	13	BMD-618	18	BMD-624	24
BMD-609	9	BMD-614	14	BMD-619	19	BMD-625	25
BMD-610	10	BMD-615	15	BMD-620	20		

#### Features

- SUPERTORQUE® lobular openings for greater turning power without deforming the fastener.
- Designed for maximum engagement on 6 point fasteners.



MSBD-12HRC



MSBD-19HRC



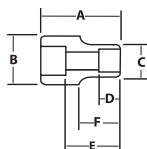


## 3/8" DRIVE DEEP SOCKETS, 12 POINT, METRIC

High-Polished Chrome Finish



31812 31806



Product Code	Size (MM)	A		B		C		D		E		F
		OAL (Inches)	Drive End Diameter (Inches)	Working End Diameter (Inches)	Broach Depth (Inches)	Bolt Clearance Depth (Inches)	Bolt Clearance Diameter (Inches)	Nose Length (Inches)				
31806	6	2 1/2	11/16	3/8	5/8	1 9/16	7/32	1 7/32				
31807	7	2 1/2	11/16	7/16	5/8	1 9/16	1/4	1 7/32				
31808	8	2 1/2	11/16	7/16	5/8	1 9/16	9/32	1 7/32				
31809	9	2 1/2	11/16	17/32	5/8	1 9/16	5/16	1 7/32				
31810	10	2 1/2	11/16	9/16	1	1 11/16	3/8	1 7/32				
31811	11	2 1/2	11/16	5/8	1	1 25/32	13/32	1 7/32				
31812	12	2 1/2	11/16	11/16	1	1 25/32	7/16	-				
31813	13	2 1/2	23/32	23/32	1	1 31/32	1/2	-				
31814	14	2 1/2	3/4	3/4	1	2	17/32	-				
31815	15	2 1/2	13/16	13/16	1	1 19/16	9/16	-				
31816	16	2 1/2	7/8	7/8	1	1 29/32	19/32	-				
31817	17	2 1/2	15/16	15/16	1	2	21/32	-				
31818	18	2 1/2	31/32	31/32	1 1/16	1 29/32	11/16	-				
31819	19	2 1/2	1	1	1 3/32	1 3/32	23/32	-				

Fed. Spec: ANSI B107.110

### 31934 8 Piece 3/8" Drive Deep 12 Point Socket Set on Clip Rail

Contents Include:

Product Code	Size (MM)	Product Code	Size (MM)	Product Code	Size (MM)
31810	10	31813	13	31816	16
31811	11	31814	14	31817	17
31812	12	31815	15		

### 31936 14 Piece 3/8" Drive Deep 12 Point Socket Set on Clip Rail

Contents Include:

Product Code	Size (MM)	Product Code	Size (MM)	Product Code	Size (MM)
31806	6	31811	11	31816	16
31807	7	31812	12	31817	17
31808	8	31813	13	31818	18
31809	9	31814	14	31819	19
31810	10	31815	15		

#### Features

- SUPERTORQUE® lobular openings for greater turning power without deforming the fastener.
- Designed for quick engagement on both 6 and 12 point fasteners.



31934



31936

3/8" DRIVE

SOCKETS AND DRIVE TOOLS

### 3/8" DRIVE DEEP SOCKETS, 6 POINT, METRIC

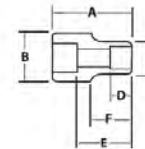
High-Polished Chrome Finish

Product Code	Size (MM)	A (Inches)	B Drive End Diameter (Inches)	C Working End Diameter (Inches)	D Broach Depth (Inches)	E Bolt Clearance Depth (Inches)	Bolt Clearance Diameter (Inches)	F Nose Length (Inches)
31706	6	2 1/2	11/16	3/8	5/8	1 9/16	7/32	1 1/32
31707	7	2 1/2	11/16	7/16	5/8	1 9/16	1/4	1 1/32
31708	8	2 1/2	11/16	7/16	5/8	1 9/16	9/32	1 1/32
31709	9	2 1/2	11/16	17/32	5/8	1 9/16	5/16	1 1/32
31710	10	2 1/2	11/16	9/16	1	1 11/16	3/8	1 1/32
31711	11	2 1/2	11/16	5/8	1	1 25/32	13/32	1 1/32
31712	12	2 1/2	11/16	11/16	1	1 25/32	7/16	-
31713	13	2 1/2	23/32	23/32	1	1 31/32	1/2	-
31714	14	2 1/2	3/4	3/4	1	2	17/32	-
31715	15	2 1/2	13/16	13/16	1	1 19/16	9/16	-
31716	16	2 1/2	7/8	7/8	1	1 29/32	19/32	-
31717	17	2 1/2	15/16	15/16	1	2	21/32	-
31718	18	2 1/2	31/32	31/32	1 1/16	1 29/32	11/16	-
31719	19	2 1/2	1	1	1 3/32	1 31/32	23/32	-

Fed. Spec: ANSI B107.110



31712 31706



#### 31944 8 Piece 3/8" Drive Deep 6 Point Socket Set on Clip Rail

Contents Include:

Product Code	Size (MM)	Product Code	Size (MM)	Product Code	Size (MM)
31710	10	31713	13	31716	16
31711	11	31714	14	31717	17
31712	12	31715	15		

#### 31945 14 Piece 3/8" Drive Deep 6 Point Socket Set on Clip Rail

Contents Include:

Product Code	Size (MM)	Product Code	Size (MM)	Product Code	Size (MM)
31706	6	31711	11	31716	16
31707	7	31712	12	31717	17
31708	8	31713	13	31718	18
31709	9	31714	14	31719	19
31710	10	31715	15		

#### Features

- SUPERTORQUE® lobular openings for greater turning power without deforming the fastener.
- Designed for quick engagement on 6 point fasteners.



31944



31945





## 3/8" DRIVE TURBOSOCKET® SALVAGE/DAMAGED FASTENER SOCKETS

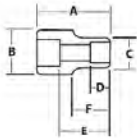
Black Industrial Finish, Metric and SAE



TS38375



TSCS3813



Product Code	Size (Inches)	A OAL (Inches)	B Drive End Diameter (Inches)	C Working End Diameter (Inches)	D Broach Depth (Inches)	E Bolt Clearance Depth (Inches)	F Bolt Clearance Diameter (Inches)	Nose Length (Inches)
TS38375	3/8	1 1/4	11/16	19/32	13/32	3/4	3/8	11/16
TS38437	7/16	1 1/4	11/16	21/32	1/2	3/4	7/16	11/16
TS38500	1/2	1 1/4	3/4	3/4	1/2	3/4	1/2	-
TS38562	9/16	1 1/4	13/16	13/16	1/2	23/32	9/16	-
TS38625	5/8	1 1/4	29/32	29/32	1/2	19/32	5/8	-
TS38687	11/16	1 13/32	31/32	31/32	21/32	29/32	23/32	-
TS38750	3/4	1 13/32	1 1/16	1 1/16	21/32	29/32	3/4	-

Product Code	Size (MM)	A OAL (Inches)	B Drive End Diameter (Inches)	C Working End Diameter (Inches)	D Broach Depth (Inches)	E Bolt Clearance Depth (Inches)	F Bolt Clearance Diameter (Inches)	Nose Length (Inches)
TS38394	10	1 1/4	11/16	5/8	13/32	3/4	13/32	11/16
TS38472	12	1 1/4	23/32	23/32	1/2	3/4	15/32	-
TS38512	13	1 1/4	3/4	3/4	1/2	3/4	17/32	-
TS38551	14	1 1/4	13/16	13/16	1/2	23/32	9/16	-
TS38591	15	1 1/4	27/32	27/32	1/2	19/32	19/32	-
TS38669	17	1 13/32	31/32	31/32	21/32	29/32	23/32	-

### TSFS3807 7 Piece TURBOSOCKET® Salvage Socket Set on Clip Rail, SAE

Contents Include:

Product Code	Size (Inches)	Product Code	Size (Inches)	Product Code	Size (Inches)
TS38375	3/8	TS38562	9/16	TS38750	3/4
TS38437	7/16	TS38625	5/8		
TS38500	1/2	TS38687	11/16		

### TSCS3813 13 Piece TURBOSOCKET® Salvage Socket Set on Clip Rail, SAE and Metric

Contents Include:

Product Code	Size (Inches)	Product Code	Size (MM)
TS38375	3/8	TS38394	10
TS38437	7/16	TS38472	12
TS38500	1/2	TS38512	13
TS38562	9/16	TS38551	14
TS38625	5/8	TS38591	15
TS38687	11/16	TS38669	17
TS38750	3/4		

### TSMS3809 9 Piece TURBOSOCKET® Salvage Socket Set on Clip Rail, Metric

Contents Include:

Product Code	Size (MM)	Product Code	Size (MM)	Product Code	Size (MM)
TS38394	10	TS38512	13	TS38625	16 (5/8")
TS38437	11 (7/16")	TS38551	14	TS38669	17
TS38472	12	TS38591	15	TS38750	19 (3/4")

### Features

- Quickly and easily remove damaged or rounded nuts and bolts.
- Place socket on fastener and turn with ratchet, breaker bar or T-handle.
- Grip on fastener tightens as more torque is applied.
- No hammering is required to install socket over fastener.
- Use on all types of standard nuts and bolts as well as studs, pipe nipples, and corroded auto and marine fasteners.
- May be used for "best fit" on metric and fractional fasteners.
- May be used with air or electric impact wrench for extra speed and turning power.



TSMS3809



TSFS3807

3/8" DRIVE SOCKETS AND DRIVE TOOLS



### 3/8" DRIVE STANDARD LENGTH HEX BIT SOCKETS, SAE

High-Polished Chrome Finish

Product Code	Size (Inches)	Socket Length (Inches)	Socket Outside Diameter (Inches)	Overall Length (Inches)	Replacement Bit Product Code
BA-3A	3/32	1 1/16	1 1/16	1 27/32	BITH03T-01
BA-4A	1/8	1 1/16	1 1/16	1 7/8	BITH04-03
BA-5A	5/32	1 1/16	1 1/16	1 7/8	BITH05-03
BA-6A	3/16	1 1/16	1 1/16	1 7/8	BITH06-03
BA-7A	7/32	1 1/16	1 1/16	1 7/8	BITH07-03
BA-8A	1/4	1 1/16	1 1/16	1 7/8	BITH08-03
BA-10A	5/16	1 1/16	1 1/16	1 7/8	BITH10-03
BA-12A	3/8	1 1/16	23/32	1 7/8	BITH12-01



BA-7A



WSB-7A

### WSB-7A 7 Piece Hex Bit Socket Set on Clip Rail

Contents Include:

Product Code	Size (Inches)	Product Code	Size (Inches)
BA-4A	1/8	BA-8A	1/4
BA-5A	5/32	BA-10A	5/16
BA-6A	3/16	BA-12A	3/8
BA-7A	7/32		

### WSBS-10RC 10 Piece Hex Bit Socket Set on Clip Rail, 3/8" and 1/2" Drive

Contents Include:

3/8" Drive		3/8" Drive		1/2" Drive	
Product Code	Size (Inches)	Product Code	Size (Inches)	Product Code	Size (Inches)
BA-4A	1/8	BA-8A	1/4	SA-16A	1/2
BA-5A	5/32	BA-10A	5/16	SA-18A	9/16
BA-6A	3/16	BA-12A	3/8	SA-20A	5/8
BA-7A	7/32				



WSBS-10RC

### Features

- High-polished chrome finish socket cleans easily.
- Two piece design allows bits to be replaced easily.



### 3/8" DRIVE STANDARD LENGTH HEX BIT SOCKETS, SAE

High-Polished Chrome Finish

Product Code	Size (Inches)	Socket Length (Inches)	Socket Outside Diameter (Inches)	Overall Length (Inches)	Bit Length (Inches)
35100	1/8	1 3/16	3/4	1 27/32	2 1/32
35101	9/64	1 3/16	3/4	1 27/32	2 1/32
35102	5/32	1 3/16	3/4	1 27/32	2 1/32
35103	3/16	1 3/16	3/4	1 27/32	2 1/32
35104	7/32	1 3/16	3/4	1 27/32	2 1/32
35105	1/4	1 3/16	3/4	1 27/32	2 1/32
35106	5/16	1 3/16	3/4	1 31/32	13/16
35107	3/8	1 3/16	3/4	1 31/32	13/16



35100



31902

### 31902 8 Piece Hex Bit Socket Set on Clip Rail

Contents Include:

Product Code	Size (Inches)	Product Code	Size (Inches)	Product Code	Size (Inches)
35100	1/8	35103	3/16	35106	5/16
35101	9/64	35104	7/32	35107	3/8
35102	5/32	35105	1/4		

### Features

- High-polished chrome finish socket cleans easily.

3/8" DRIVE

SOCKETS AND DRIVE TOOLS





35170

31904



## 3/8" DRIVE STANDARD LENGTH HEX BIT SOCKETS, METRIC

### High-Polished Chrome Finish

Product Code	Size (MM)	Socket Length (Inches)	Socket Outside Diameter (Inches)	Overall Length (Inches)	Bit Length (Inches)
35170	4	1 3/16	3/4	1 27/32	2 1/32
35171	5	1 3/16	3/4	1 27/32	2 1/32
35172	6	1 3/16	3/4	1 27/32	2 1/32
35173	7	1 3/16	3/4	1 27/32	2 1/32
35174	8	1 3/16	3/4	1 31/32	1 9/16
35175	9	1 3/16	3/4	1 31/32	1 9/16
35176	10	1 3/16	3/4	1 31/32	1 9/16

### 31904 7 Piece Hex Bit Socket Set on Clip Rail

#### Contents Include:

Product Code	Size (MM)	Product Code	Size (MM)	Product Code	Size (MM)
35170	4	35173	7	35176	10
35171	5	35174	8		
35172	6	35175	9		

#### Features

- High-polished chrome finish socket cleans easily.



BA-7HBA

WSBB-7RC



## 3/8" DRIVE BALL TIP HEX BIT SOCKETS, SAE

### High-Polished Chrome Finish

Product Code	Size (Inches)	Socket Length (Inches)	Socket Outside Diameter (Inches)	Overall Length (Inches)	Replacement Bit Product Code
BA-3HBA	3/32	1 1/16	1 1/16	1 27/32	BITHB03T-01
BA-4HBA	1/8	1 1/16	1 1/16	1 7/8	BITHB04-02
BA-5HBA	5/32	1 1/16	1 1/16	1 7/8	BITHB05-02
BA-6HBA	3/16	1 1/16	1 1/16	1 7/8	BITHB06-02
BA-7HBA	7/32	1 1/16	1 1/16	1 7/8	BITHB07-02
BA-8HBA	1/4	1 1/16	1 1/16	1 7/8	BITHB08-02
BA-10HBA	5/16	1 1/16	1 1/16	1 7/8	BITHB10-01
BA-12HBA	3/8	1 1/16	23/32	1 7/8	BITHB12-01

### WSBB-7RC 7 Piece Ball Tip Hex Bit Socket Set on Clip Rail

#### Contents Include:

Product Code	Size (Inches)	Product Code	Size (Inches)	Product Code	Size (Inches)
BA-4HBA	1/8	BA-7HBA	7/32	BA-12HBA	3/8
BA-5HBA	5/32	BA-8HBA	1/4		
BA-6HBA	3/16	BA-10HBA	5/16		

#### Features

- High-polished chrome finish socket cleans easily.
- Two piece design allows bits to be replaced easily.



35120

31906



## 3/8" DRIVE BALL TIP HEX BIT SOCKETS, SAE

### High-Polished Chrome Finish

Product Code	Size (Inches)	Socket Length (Inches)	Socket Outside Diameter (Inches)	Overall Length (Inches)	Bit Length (Inches)
35120	1/8	1 3/16	3/4	1 27/32	1 1/16
35121	9/64	1 3/16	3/4	1 27/32	1 1/16
35122	5/32	1 3/16	3/4	1 27/32	1 1/16
35123	3/16	1 3/16	3/4	1 27/32	1 1/16
35124	7/32	1 3/16	3/4	1 27/32	1 1/16
35125	1/4	1 3/16	3/4	1 27/32	1 1/16
35126	5/16	1 3/16	3/4	1 31/32	1 9/16
35127	3/8	1 3/16	3/4	1 31/32	1 9/16

### 31906 8 Piece Ball Tip Hex Bit Socket Set on Clip Rail

#### Contents Include:

Product Code	Size (Inches)	Product Code	Size (Inches)	Product Code	Size (Inches)
35120	1/8	35123	3/16	35126	5/16
35121	9/64	35124	7/32	35127	3/8
35122	5/32	35125	1/4		

#### Features

- High-polished chrome finish socket cleans easily.

3/8" DRIVE

SOCKETS AND  
DRIVE TOOLS



### 3/8" DRIVE LONG HEX BIT SOCKETS, SAE

#### High-Polished Chrome Finish

Product Code	Size (Inches)	Socket Length (Inches)	Socket Outside Diameter (Inches)	Overall Length (Inches)	Replacement Bit Product Code
BA-3LA	3/32	1 1/16	1 1/16	6	BITH03T-02
BA-4LA	1/8	1 1/16	1 1/16	6	BITH04-04
BA-5LA	5/32	1 1/16	1 1/16	6	BITH05-04
BA-6LA	3/16	1 1/16	1 1/16	6	BITH06-04
BA-7LA	7/32	1 1/16	1 1/16	6	BITH07-04
BA-8LA	1/4	1 1/16	1 1/16	6	BITH08-04
BA-10LA	5/16	1 1/16	1 1/16	6	BITH10-04
BA-12LA	3/8	1 1/16	23/32	6	BITH12-02

#### WSBS-7LRC 7 Piece Long Hex Bit Socket Set on Clip Rail

##### Contents Include:

Product Code	Size (Inches)	Product Code	Size (Inches)	Product Code	Size (Inches)
BA-4LA	1/8	BA-7LA	7/32	BA-12LA	3/8
BA-5LA	5/32	BA-8LA	1/4		
BA-6LA	3/16	BA-10LA	5/16		

##### Features

- High-polished chrome finish socket cleans easily.
- Two piece design allows bits to be replaced easily.



### 3/8" DRIVE LONG LENGTH HEX BIT SOCKETS, SAE

#### High-Polished Chrome Finish

Product Code	Size (Inches)	Socket Length (Inches)	Socket Outside Diameter (Inches)	Overall Length (Inches)
35110	1/8	1 3/16	3/4	6
35111	9/64	1 3/16	3/4	6
35112	5/32	1 3/16	3/4	6
35113	3/16	1 3/16	3/4	6
35114	7/32	1 3/16	3/4	6
35115	1/4	1 3/16	3/4	6
35116	5/16	1 3/16	3/4	6
35117	3/8	1 3/16	3/4	6

#### 31949 8 Piece Hex Bit Socket Set on Clip Rail

##### Contents Include:

Product Code	Size (Inches)	Product Code	Size (Inches)	Product Code	Size (Inches)
35110	1/8	35113	3/16	35116	5/16
35111	9/64	35114	7/32	35117	3/8
35112	5/32	35115	1/4		

##### Features

- High-polished chrome finish socket cleans easily.



### 3/8" DRIVE LONG LENGTH HEX BIT SOCKETS, METRIC

#### High-Polished Chrome Finish

Product Code	Size (MM)	Socket Length (Inches)	Socket Outside Diameter (Inches)	Overall Length (Inches)
35164	4	1 3/16	3/4	6
35165	5	1 3/16	3/4	6
35166	6	1 3/16	3/4	6
35167	7	1 3/16	3/4	6
35168	8	1 3/16	3/4	6
35169	9	1 3/16	3/4	6
35163	10	1 3/16	3/4	6

#### 31951 7 Piece Hex Bit Socket Set on Clip Rail

##### Contents Include:

Product Code	Size (MM)	Product Code	Size (MM)	Product Code	Size (MM)
35164	4	35167	7	35163	10
35165	5	35168	8		
35166	6	35169	9		

##### Features

- High-polished chrome finish socket cleans easily.



BA-7LA



WSBS-7LRC



35110



31949



35164



31951

3/8" DRIVE

SOCKETS AND DRIVE TOOLS







35130



31947



35182



31910



35192



31912



## 3/8" DRIVE LONG BALL TIP HEX BIT SOCKETS, SAE

### High-Polished Chrome Finish

Product Code	Size (Inches)	Socket Length (Inches)	Socket Outside Diameter (Inches)	Overall Length (Inches)
35130	1/8	1 3/16	3/4	5
35131	9/64	1 3/16	3/4	5
35132	5/32	1 3/16	3/4	5
35133	3/16	1 3/16	3/4	5
35134	7/32	1 3/16	3/4	5
35135	1/4	1 3/16	3/4	5
35136	5/16	1 3/16	3/4	5
35137	3/8	1 3/16	3/4	5

### 31947 8 Piece Ball Tip Hex Bit Socket Set on Clip Rail

#### Contents Include:

Product Code	Size (Inches)	Product Code	Size (Inches)	Product Code	Size (Inches)
35130	1/8	35133	3/16	35136	5/16
35131	9/64	35134	7/32	35137	3/8
35132	5/32	35135	1/4		

#### Features

- High-polished chrome finish socket cleans easily.



## 3/8" DRIVE TORX® BIT SOCKETS

### High-Polished Chrome Finish

Product Code	Torx® Size	Socket Length (Inches)	Socket Outside Diameter (Inches)	Overall Length (Inches)	Bit Length (Inches)
35182	T25	1 3/16	3/4	1 27/32	1 1/16
35183	T27	1 3/16	3/4	1 27/32	1 1/16
35184	T30	1 3/16	3/4	1 27/32	1 1/16
35185	T40	1 3/16	3/4	1 31/32	1 3/16
35186	T45	1 3/16	3/4	1 31/32	1 3/16
35187	T47	1 3/16	3/4	2	1 3/16
35188	T50	1 3/16	3/4	2	1 3/16

### 31910 7 Piece Torx® Bit Socket Set on Clip Rail

#### Contents Include:

Product Code	Torx® Size	Product Code	Torx® Size	Product Code	Torx® Size
35182	T25	35185	T40	35188	T50
35183	T27	35186	T45		
35184	T30	35187	T47		

#### Features

- High-polished chrome finish socket cleans easily.



## 3/8" DRIVE TAMPER-RESISTANT TORX® BIT SOCKETS

### High-Polished Chrome Finish

Product Code	Torx® Size	Socket Length (Inches)	Socket Outside Diameter (Inches)	Overall Length (Inches)	Bit Length (Inches)
35192	T25	1 3/16	3/4	1 27/32	2 1/32
35193	T27	1 3/16	3/4	1 27/32	2 1/32
35194	T30	1 3/16	3/4	1 27/32	2 1/32
35195	T40	1 3/16	3/4	1 31/32	1 3/16
35196	T45	1 3/16	3/4	1 31/32	1 3/16
35197	T47	1 3/16	3/4	1 31/32	1 3/16
35198	T50	1 3/16	3/4	1 31/32	1 3/16

### 31912 7 Piece Tamper-Resistant Torx® Bit Socket Set on Clip Rail

#### Contents Include:

Product Code	Torx® Size	Product Code	Torx® Size	Product Code	Torx® Size
35192	T25	35195	T40	35198	T50
35193	T27	35196	T45		
35194	T30	35197	T47		

#### Features

- High-polished chrome finish socket cleans easily.

3/8" DRIVE

SOCKETS AND  
DRIVE TOOLS



### 3/8" DRIVE SCREWDRIVER BIT SOCKETS

High-Polished Chrome Finish, Phillips® and Slotted

Product Code	Size (Inches)	Socket Length (Inches)	Socket Outside Diameter (Inches)	Overall Length (Inches)	Replacement Bit Product Code
<b>Slotted Bits:</b>					
BA-5A-1S	3/16 x .032	1 1/16	1 1/16	1 13/16	BITHS01
BA-7A-2S	7/32 x .039	1 1/16	1 1/16	1 13/16	BITHS02
BA-10A-3S	9/32 x .047	1 1/16	1 1/16	1 7/8	BITHS04
BA-10A-4S	5/16 x .061	1 1/16	1 1/16	1 7/8	BITHS05
<b>Phillips® Bits:</b>					
BA-7A-1P	1	1 1/16	1 1/16	1 7/8	BITPH01-02
BA-7A-2P	2	1 1/16	1 1/16	1 7/8	BITPH02-02
BA-10A-3P	3	1 1/16	1 1/16	1 7/8	BITPH03-02
BA-12A-4P	4	1 1/16	23/32	1 7/8	BITPH04-01



BA-7A-2S



BA-7A-2P

### WSBSP-8RC 8 Piece Screwdriver Bit Socket Set on Clip Rail

Contents Include:

Product Code	Tip Size	Product Code	Tip Size	Product Code	Tip Size	Product Code	Tip Size
BA-5A-1S	3/16 x .032	BA-10A-3S	9/32 x .047	BA-7A-1P	1	BA-10A-3P	3
BA-7A-2S	7/32 x .039	BA-10A-4S	5/16 x .061	BA-7A-2P	2	BA-12A-4P	4

#### Features

- High-polished chrome finish socket cleans easily.
- Two piece design allows bits to be replaced easily.



WSBSP-8RC



### 3/8" DRIVE SCREWDRIVER BIT SOCKETS

High-Polished Chrome Finish, Phillips® and Slotted

Product Code	Tip Size (Inches)	Socket Length (Inches)	Socket Outside Diameter (Inches)	Overall Length (Inches)	Bit Length (Inches)
<b>Slotted Bits:</b>					
35140	1/4 x 1/32	1 3/16	3/4	1 7/8	1 1/16
35141	5/16 x 3/64	1 3/16	3/4	1 7/8	1 1/16
35142	3/8 x 1/16	1 3/16	3/4	1	1 3/16
35143	3/8 x 1/32	1 3/16	3/4	1	1 3/16
<b>Phillips® Bits:</b>					
35150	#1	1 3/16	3/4	1 27/32	2 1/32
35151	#2	1 3/16	3/4	1 27/32	1 1/16
35152	#3	1 3/16	3/4	1 27/32	1 1/16



35143



35150

### 31908 7 Piece Screwdriver Bit Socket Set on Clip Rail

Contents Include:

Product Code	Tip Size	Product Code	Tip Size	Product Code	Tip Size	Product Code	Tip Size
35140	3/16	35142	5/16	35150	#1	35152	#3
35141	1/4	35143	3/8	35151	#2		

#### Features

- High-polished chrome finish socket cleans easily.




31908





## 3/8" DRIVE SOCKET FLEXTENSIONS

Williams Flextension are used extensively in engine and heavy equipment manufacturing, assembly and repair. They increase productivity by featuring an integrated (non-removable) design of the drive extension and socket to allow for reliable, continuous work without concern for the socket disconnecting from the extension as could happen with hand-tool type ball retained sockets.



## 3/8" DRIVE SOCKET FLEXTENSIONS, SAE

Black Industrial Finish

Product Code	Drive	A			Socket Points	Socket	B			C	D	E
		Shank Length	Tension				Socket Length	Socket Diameter	Nose Diameter	Hex Depth		
ISFXT412	3/8"	4.57"/116.1MM	Yes		6	3/8"	1.06"/26.9MM	0.90"/22.7MM	0.63"/16.0MM	0.28"/7.1MM		
ISFX412	3/8"	4.57"/116.1MM	No		6	3/8"	1.06"/26.9MM	0.90"/22.7MM	0.63"/16.0MM	0.28"/7.1MM		
ISFXTD612	3/8"	6.57"/166.9MM	Yes		12	3/8"	0.81"/20.6MM	0.75"/19.1MM	0.60"/15.2MM	0.41"/10.4MM		
ISFXT612	3/8"	6.57"/166.9MM	Yes		6	3/8"	1.06"/26.9MM	0.90"/22.7MM	0.63"/16.0MM	0.28"/7.1MM		
ISFX612	3/8"	6.57"/166.9MM	No		6	3/8"	1.06"/26.9MM	0.90"/22.7MM	0.63"/16.0MM	0.28"/7.1MM		
ISFXT1212	3/8"	12.57"/319.3MM	Yes		6	3/8"	1.06"/26.9MM	0.90"/22.7MM	0.63"/16.0MM	0.28"/7.1MM		
ISFXT414	3/8"	4.57"/116.1MM	Yes		6	7/16"	1.06"/26.9MM	0.90"/22.7MM	0.76"/19.3MM	0.3"/7.6MM		
ISFX414	3/8"	4.57"/116.1MM	No		6	7/16"	1.06"/26.9MM	0.90"/22.7MM	0.76"/19.3MM	0.3"/7.6MM		
ISFXT614	3/8"	6.57"/166.9MM	Yes		6	7/16"	1.06"/26.9MM	0.90"/22.7MM	0.76"/19.3MM	0.3"/7.6MM		
ISFX614	3/8"	6.57"/166.9MM	No		6	7/16"	1.06"/26.9MM	0.90"/22.7MM	0.76"/19.3MM	0.3"/7.6MM		
ISFXT416	3/8"	4.57"/116.1MM	Yes		6	1/2"	1.06"/26.9MM	0.90"/22.7MM	0.76"/19.3MM	0.34"/8.6MM		
ISFX416	3/8"	4.57"/116.1MM	No		6	1/2"	1.06"/26.9MM	0.90"/22.7MM	0.76"/19.3MM	0.34"/8.6MM		
ISFXT616	3/8"	6.57"/166.9MM	Yes		6	1/2"	1.06"/26.9MM	0.90"/22.7MM	0.76"/19.3MM	0.34"/8.6MM		
ISSX616	3/8"	6.57"/166.9MM	No		6	1/2"	1.06"/26.9MM	0.90"/22.7MM	0.76"/19.3MM	0.34"/8.6MM		
ISFXT1216	3/8"	12.57"/319.3MM	Yes		6	1/2"	1.06"/26.9MM	0.90"/22.7MM	0.76"/19.3MM	0.34"/8.6MM		
ISFXT418	3/8"	4.57"/116.1MM	Yes		6	9/16"	1.06"/26.9MM	0.90"/22.7MM	0.82"/20.8MM	0.44"/11.2MM		
ISFX418	3/8"	4.57"/116.1MM	No		6	9/16"	1.06"/26.9MM	0.90"/22.7MM	0.82"/20.8MM	0.44"/11.2MM		
ISFXT618	3/8"	6.57"/166.9MM	Yes		6	9/16"	1.06"/26.9MM	0.90"/22.7MM	0.82"/20.8MM	0.44"/11.2MM		
ISFX618	3/8"	6.57"/166.9MM	No		6	9/16"	1.06"/26.9MM	0.90"/22.7MM	0.82"/20.8MM	0.44"/11.2MM		
ISFXT420	3/8"	4.57"/116.1MM	Yes		6	5/8"	1.06"/26.9MM	0.90"/22.7MM	0.90"/22.7MM	0.44"/11.2MM		
ISFX420	3/8"	4.57"/116.1MM	No		6	5/8"	1.06"/26.9MM	0.90"/22.7MM	0.90"/22.7MM	0.44"/11.2MM		
ISFXT620	3/8"	6.57"/166.9MM	Yes		6	5/8"	1.06"/26.9MM	0.90"/22.7MM	0.90"/22.7MM	0.44"/11.2MM		
ISFX620	3/8"	6.57"/166.9MM	No		6	5/8"	1.06"/26.9MM	0.90"/22.7MM	0.90"/22.7MM	0.44"/11.2MM		

### Features

- Made in the U.S.A.
- Durable black oxide finish.
- Socket retention pin is TIG welded, providing full rotation power to the socket.
- Sockets feature SUPERTORQUE® lobular openings for greater turning power without deforming the fastener.
- Drive end has a 7/32" cross hole & bevel for ease of use.
- Up to 30 degree angle offset.
- Flextensions are designed for use on hand and power tools (Impulse or Direct drive); NOT FOR IMPACT TOOL USE.
- Maximum working torque values: 160 Ft. Lbs. /1920 In. Lbs. /217 Nm
- Other lengths and socket sizes available by special order. Contact your Snap-on Industrial Brands representative.
- See pages 362 to 364 for 1/2" Drive Socket Flextensions.



3/8" DRIVE

SOCKETS AND  
DRIVE TOOLS



## 3/8" DRIVE SOCKET FLEXTENSIONS

Williams Flexension are used extensively in engine and heavy equipment manufacturing, assembly and repair. They increase productivity by featuring an integrated (non-removable) design of the drive extension and socket to allow for reliable, continuous work without concern for the socket disconnecting from the extension as could happen with hand-tool type ball retained sockets.



## 3/8" DRIVE SOCKET FLEXTENSIONS, METRIC

### Black Industrial Finish

Product Code	Drive	A		Tension	Socket Points	Socket (mm)	B		C	D	E
		Shank Length					Socket Length	Socket Diameter	Socket Nose Diameter	Socket Hex Depth	
ISFXTM410	3/8"	4.57"/116.1MM		Yes	6	10	1.06"/26.9MM	0.90"/22.7MM	0.63"/16.0MM	0.28"/7.1MM	
ISFXM410	3/8"	4.57"/116.1MM		No	6	10	1.06"/26.9MM	0.90"/22.7MM	0.63"/16.0MM	0.28"/7.1MM	
ISFXTM610	3/8"	6.57"/166.9MM		Yes	6	10	1.06"/26.9MM	0.90"/22.7MM	0.63"/16.0MM	0.28"/7.1MM	
ISFXM610	3/8"	6.57"/166.9MM		No	6	10	1.06"/26.9MM	0.90"/22.7MM	0.63"/16.0MM	0.28"/7.1MM	
ISFXTM412	3/8"	4.57"/116.1MM		Yes	6	12	1.06"/26.9MM	0.90"/22.7MM	0.76"/19.3MM	0.34"/8.6MM	
ISFXM412	3/8"	4.57"/116.1MM		No	6	12	1.06"/26.9MM	0.90"/22.7MM	0.76"/19.3MM	0.34"/8.6MM	
ISFXTM612	3/8"	6.57"/166.9MM		Yes	6	12	1.06"/26.9MM	0.90"/22.7MM	0.76"/19.3MM	0.34"/8.6MM	
ISFXM612	3/8"	6.57"/166.9MM		No	6	12	1.06"/26.9MM	0.90"/22.7MM	0.76"/19.3MM	0.34"/8.6MM	
ISFXTM413	3/8"	4.57"/116.1MM		Yes	6	13	1.06"/26.9MM	0.90"/22.7MM	0.76"/19.3MM	0.34"/8.6MM	
ISFXM413	3/8"	4.57"/116.1MM		No	6	13	1.06"/26.9MM	0.90"/22.7MM	0.76"/19.3MM	0.34"/8.6MM	
ISFXTM613	3/8"	6.57"/166.9MM		Yes	6	13	1.06"/26.9MM	0.90"/22.7MM	0.76"/19.3MM	0.34"/8.6MM	
ISFXM613	3/8"	6.57"/166.9MM		No	6	13	1.06"/26.9MM	0.90"/22.7MM	0.76"/19.3MM	0.34"/8.6MM	
ISFXTM415	3/8"	4.57"/116.1MM		Yes	6	15	1.06"/26.9MM	0.90"/22.7MM	0.88"/22.4MM	0.42"/10.7MM	
ISFXM415	3/8"	4.57"/116.1MM		No	6	15	1.06"/26.9MM	0.90"/22.7MM	0.88"/22.4MM	0.42"/10.7MM	
ISFXTM615	3/8"	6.57"/166.9MM		Yes	6	15	1.06"/26.9MM	0.90"/22.7MM	0.88"/22.4MM	0.42"/10.7MM	
ISFXM615	3/8"	6.57"/166.9MM		No	6	15	1.06"/26.9MM	0.90"/22.7MM	0.88"/22.4MM	0.42"/10.7MM	
ISFXTM416	3/8"	4.57"/116.1MM		Yes	6	16	1.06"/26.9MM	0.90"/22.7MM	0.90"/22.7MM	0.45"/11.4MM	
ISFXM416	3/8"	4.57"/116.1MM		No	6	16	1.06"/26.9MM	0.90"/22.7MM	0.90"/22.7MM	0.45"/11.4MM	
ISFXTM616	3/8"	6.57"/166.9MM		Yes	6	16	1.06"/26.9MM	0.90"/22.7MM	0.90"/22.7MM	0.45"/11.4MM	
ISFXM616	3/8"	6.57"/166.9MM		No	6	16	1.06"/26.9MM	0.90"/22.7MM	0.90"/22.7MM	0.45"/11.4MM	

### Features

- Made in the U.S.A.
- Durable black oxide finish.
- Socket retention pin is TIG welded, providing full rotation power to the socket.
- Sockets feature SUPERTORQUE® lobular openings for greater turning power without deforming the fastener.
- Drive end has a 7/32" cross hole & bevel for ease of use.

- Up to 30 degree angle offset.
- Flexensions are designed for use on hand and power tools (Impulse or Direct drive); NOT FOR IMPACT TOOL USE.
- Maximum working torque values: 160 Ft. Lbs. /1920 In. Lbs. /217 Nm
- Other lengths and socket sizes available by special order. Contact your Snap-on Industrial Brands representative.
- See pages 362 to 364 for 1/2" Drive Socket Flexensions.



## 3/8" DRIVE HAND IMPACT DRIVER

### Black Industrial Finish

Product Code	Length (Inches)	Shank Diameter (Inches)
BHMD-30	5	1 1/4

### Features

- Specially heat treated for impact use to provide long life, safety, and durability.
- Ball socket retention for fast socket changes.
- Ideal for loosening screws that cannot be loosened with an ordinary screwdriver.
- Impact driver is struck with a hammer to provide turning power.
- Hammer blow forces bit into screw head to reduce stripping.
- Hand impact driver can be used with all 3/8" drive sockets, such as 6-point and hex-bit sockets.



BHMD-30



## 7 PIECE 3/8" DRIVE IMPACT DRIVER SET

### Packed in Exclusive Keep-Safe-Foam System

Product Code	Description
WSBHMD-7	7 Piece Impact Driver Set

### Contents Include:

Product Code	Description	Product Code	Description
BHMD-30	Hand Impact Driver	BA-7A-2P	#2 Phillips® Bit Socket
BA-7A-2S	7/32" x .040" Slotted Bit Socket	BA-10A-3P	#3 Phillips® Bit Socket
BA-10A-3S	9/32" x .045" Slotted Bit Socket	BA-12A-4P	#4 Phillips® Bit Socket
BA-10A-4S	5/16" x .055" Slotted Bit Socket		

### Features

- Ideal for loosening screws that cannot be loosened with an ordinary screwdriver.
- Impact driver is struck with a hammer to provide turning power.
- Hammer blow forces bit into screw head to reduce stripping.
- Hand impact driver can be used with all 3/8" drive sockets, such as 6-point and hex-bit sockets.



WSBHMD-7







## 3/8" DRIVE IMPACT EXTENSIONS AND ACCESSORIES

### Black Industrial Finish

Product Code	Description	Length (Inches)	Socket Retention
2-103A	Impact Extension	3	Spring Plunger
2-106A	Impact Extension	6	Spring Plunger
2-140B	Impact Universal Joint	2 1/4	Spring Plunger
2-4A	1/2" M x 3/8" F Adapter	1 1/4	Spring Plunger

Fed. Spec: ANSI B107.2



### Features

- Specially heat treated for impact use to provide long life, safety, and durability.
- Spring plunger provides secure socket retention for safety and convenience.
- Suitable for use with pneumatic and electric impact wrenches.



## 3/8" DRIVE HEX TO SQUARE SHANK IMPACT EXTENSIONS

### Black Industrial Finish

Product Code	Hex Shank Size (Inches)	Square Drive Size (Inches)	Length (Inches)
2-02B	1/4	3/8	2
2-33B	7/16	3/8	2 3/4

### Features

- Specially heat treated for impact use to provide long life, safety, and durability.
- Spring plunger provides secure socket retention for safety and convenience.
- Suitable for use with pneumatic and electric impact wrenches.
- 2-33B - Recommended working torque of 80 ft.lb.



## 3/8" DRIVE IMPACT EXTENSIONS AND ACCESSORIES

### Black Industrial Finish

Product Code	Description	Length (Inches)	Socket Retention
36002	Impact Extension	3	Ball
36003	Impact Extension	6	Ball
36001	Impact Universal Joint	2 1/8	Ball
36004	1/2" M x 3/8" F Adapter	1 5/16	Ball

Fed. Spec: ANSI B107.2

### Features

- Specially heat treated for impact use to provide long life, safety, and durability.
- Ball socket retention for fast socket changes.
- Suitable for use with pneumatic and electric impact wrenches.
- Drive end features pin retention hole and groove.



## 6 PIECE ADAPTOR SET

### Black Finish and Impact, Furnished on Clip Rail

Product Code	Description
WSB-6ADPA	6 Piece Adaptor Set

### Contents Include:

Product Code	Description	Product Code	Description
MB-130B	1/4" F x 3/8" M, Black Finish	4-2A	1/2" F x 3/8" M, Impact, Black
MB-131BA	3/8" F x 1/4" M, Black Finish	4-6	1/2" F x 3/4" M, Impact, Black
BS-130B	3/8" F x 1/2" M, Black Finish	6-4A	3/4" F x 1/2" M, Impact, Black

### Features

- Impact adaptors are suitable for use on electric and air impact wrenches.
- Black finish adaptors are designed for use with hand drive tools.





### 3/8" DRIVE SHALLOW IMPACT SOCKETS, 6 POINT, SAE

Black Industrial Finish

Product Code	Size (Inches)	A OAL (Inches)	B Drive End Diameter (Inches)	C Working End Diameter (Inches)	D Broach Depth (Inches)	E Bolt Clearance Depth (Inches)	F Bolt Clearance Diameter (Inches)	Nose Length (Inches)
2-608	1/4	1 1/32	11/16	1/2	7/32	9/16	7/32	17/32
2-610	5/16	1 1/32	11/16	1/2	1/4	9/16	9/32	17/32
2-612	3/8	1 1/32	11/16	5/8	9/32	9/16	11/32	17/32
2-614	7/16	1 1/16	11/16	21/32	9/32	19/32	11/32	-
2-616	1/2	1 1/16	3/4	3/4	5/16	19/32	3/8	-
2-618	9/16	1 3/32	13/16	13/16	9/16	19/32	17/32	-
2-620	5/8	1 1/8	29/32	29/32	19/32	5/8	5/8	-
2-622	11/16	1 5/32	31/32	31/32	19/32	5/8	21/32	-
2-624	3/4	1 3/16	1 1/16	1 1/16	21/32	11/16	23/32	-
2-626	13/16	1 1/4	1 1/8	1 1/8	11/16	23/32	25/32	-
2-628	7/8	1 9/32	1 3/16	1 3/16	3/4	3/4	27/32	-
2-630	15/16	1 5/16	1 9/32	1 9/32	29/32	13/16	29/32	-
2-632	1	1 5/16	1 11/32	1 11/32	25/32	25/32	31/32	-

Fed. Spec: ANSI B107.2

#### WS-2-8 8 Piece 3/8" Drive Shallow 6 Point Impact Socket Set on Clip Rail

Contents Include:

Product Code	Size (Inches)	Product Code	Size (Inches)
2-610	5/16	2-618	9/16
2-612	3/8	2-620	5/8
2-614	7/16	2-622	11/16
2-616	1/2	2-624	3/4

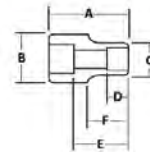
#### WS-2-13 13 Piece 3/8" Drive Shallow 6 Point Impact Socket Set on Clip Rail

Contents Include:

Product Code	Size (Inches)	Product Code	Size (Inches)	Product Code	Size (Inches)
2-608	1/4	2-618	9/16	2-628	7/8
2-610	5/16	2-620	5/8	2-630	15/16
2-612	3/8	2-622	11/16	2-632	1
2-614	7/16	2-624	3/4		
2-616	1/2	2-626	13/16		

#### Features

- SUPERTORQUE® lobular openings for greater turning power without deforming the fastener.
- Designed for maximum engagement on 6 point fasteners.
- Suitable for use with pneumatic and electric impact wrenches.
- Specially heat treated for impact use to provide long life, safety, and durability.



**TOOLS @ HEIGHT**  
DROP PREVENTION SYSTEM

Side hole in socket permits use with Snap-on Industrial Brands Tools@Height drive tools such as ratchets, extensions and u-joints



### 3/8" DRIVE UNIVERSAL IMPACT SOCKETS, 6 POINT, SAE

Black Industrial Finish

Product Code	Size (Inches)	A OAL (Inches)	B Drive End Diameter (Inches)	C Working End Diameter (Inches)	D Broach Depth (Inches)	E Bolt Clearance Depth (Inches)	F Bolt Clearance Diameter (Inches)	Nose Length (Inches)
36212	3/8	2 1/4	1	1 9/16	9/16	9/16	5/16	15/16
36214	7/16	2 1/4	1	1 11/16	9/16	9/16	9/16	15/16
36216	1/2	2 1/8	1	1 3/4	9/16	9/16	7/16	1 1/16
36218	9/16	2 1/8	1	1 3/4	9/16	9/16	9/16	1 1/16
36220	5/8	2 1/8	1	1 3/4	9/16	9/16	9/16	1 1/16
36222	11/16	2 5/8	1	1	9/16	11/16	19/16	1 1/16
36224	3/4	2 5/8	1	1 3/16	9/16	11/16	11/16	1 1/16

Fed. Spec: ANSI B107.2

#### 36912 7 Piece 3/8" Drive Universal 6 Point Impact Socket Set on Clip Rail

Contents Include:

Product Code	Size (Inches)	Product Code	Size (Inches)
36212	3/8	36220	5/8
36214	7/16	36222	11/16
36216	1/2	36224	3/4
36218	9/16		

#### Features

- SUPERTORQUE® lobular openings for greater turning power without deforming the fastener
- Designed for maximum engagement on 6 point fasteners
- Suitable for use with pneumatic and electric impact wrenches
- Specially heat treated for impact use to provide long life, safety, and durability
- Drive end features pin retention hole and groove



36224

**TOOLS @ HEIGHT**  
DROP PREVENTION SYSTEM

Side hole in socket permits use with Snap-on Industrial Brands Tools@Height drive tools such as ratchets, extensions and u-joints



36912

3/8" DRIVE

SOCKETS AND DRIVE TOOLS





## 3/8" DRIVE SHALLOW IMPACT SOCKETS, 6 POINT, SAE

Black Industrial Finish

Product Code	Size (Inches)	A OAL (Inches)	B Drive End Diameter (Inches)	C Working End Diameter (Inches)	D Broach Depth (Inches)	E Bolt Clearance Depth (Inches)	Bolt Clearance Diameter (Inches)	F Nose Length (Inches)
36108	1/4	1 5/32	3/4	7/16	5/16	21/32	7/32	7/16
36110	5/16	1	3/4	1/2	3/8	17/32	1/4	7/16
36112	3/8	1	3/4	19/32	11/32	17/32	9/32	7/16
36114	7/16	1 3/32	3/4	11/16	3/8	5/8	13/32	7/16
36116	1/2	1 5/32	25/32	25/32	3/8	5/8	7/16	-
36118	9/16	1 1/16	13/16	13/16	9/16	23/32	17/32	-
36120	5/8	1 1/16	19/16	15/16	9/16	23/32	5/8	-
36122	11/16	1 1/16	15/16	15/16	9/16	3/4	21/32	-
36124	3/4	1 1/8	1 1/32	1 1/32	19/32	13/16	23/32	-
36126	13/16	1 9/64	1 1/8	1 1/8	35/64	35/64	3/4	n/a
36128	7/8	1 7/32	1 3/16	1 3/16	5/8	5/8	53/64	n/a
36130	15/16	1 7/32	1 19/64	1 19/64	5/8	5/8	29/32	n/aw
36132	1	1 7/32	1 11/32	1 11/32	5/8	5/8	15/16	n/a

Fed. Spec: ANSI B107.2

### 36902 9 Piece 3/8" Drive Shallow 6 Point Impact Socket Set on Clip Rail

Contents Include:

Product Code	Size (Inches)	Product Code	Size (Inches)	Product Code	Size (Inches)
36108	1/4	36114	7/16	36120	5/8
36110	5/16	36116	1/2	36122	11/16
36112	3/8	36118	9/16	36124	3/4

### 36903 13 piece 3/8" Drive Shallow 6 Point Impact Socket Set on Clip Rail

Contents Include:

Product Code	Size (Inches)	Product Code	Size (Inches)	Product Code	Size (Inches)	Product Code	Size (Inches)
36108	1/4	36114	7/16	36120	5/8	36126	13/16
36110	5/16	36116	1/2	36122	11/16	36128	7/8
36112	3/8	36118	9/16	36124	3/4	36130	15/16
						36132	1



**TOOLS @ HEIGHT**  
DROP PREVENTION SYSTEM

Side hole in socket permits use with Snap-on Industrial Brands Tools@Height drive tools such as ratchets, extensions and u-joints



#### Features

- SUPERTORQUE® lobular openings for greater turning power without deforming the fastener.
- Designed for maximum engagement on 6 point fasteners.
- Suitable for use with pneumatic and electric impact wrenches.
- Specially heat treated for impact use to provide long life, safety, and durability.
- Drive end features pin retention hole and groove.



**TOOLS @ HEIGHT**  
DROP PREVENTION SYSTEM

Side hole in socket permits use with Snap-on Industrial Brands Tools@Height drive tools such as ratchets, extensions and u-joints



#### Features

- SUPERTORQUE® lobular openings for greater turning power without deforming the fastener.
- Designed for maximum engagement on 6 or 12 point fasteners.
- Suitable for use with pneumatic and electric impact wrenches.
- Specially heat treated for impact use to provide long life, safety, and durability.
- Drive end features pin retention hole and groove.



## 3/8" DRIVE SHALLOW IMPACT SOCKETS, 12 POINT, SAE

Black Industrial Finish

Product Code	Size (Inches)	A OAL (Inches)	B Drive End Diameter (Inches)	C Working End Diameter (Inches)	D Broach Depth (Inches)	E Bolt Clearance Depth (Inches)	Bolt Clearance Diameter (Inches)	F Nose Length (Inches)
35310	5/16	1 1/8	3/4	1/2	3/8	/	1/4	1/2
35312	3/8	1 1/8	3/4	1/2	3/8	/	3/8	1/2
35314	7/16	1 1/8	3/4	5/8	3/8	/	3/8	1/2
35316	1/2	1 1/8	3/4	3/4	3/8	/	3/8	/
35318	9/16	1 1/8	3/4	3/4	3/8	/	1/2	/
35320	5/8	1 1/8	1	15/16	1/2	/	1/2	/
35322	11/16	1 1/8	1	15/16	1/2	/	1/2	/
35324	3/4	1 1/8	1	1	1/2	/	5/8	/
35326	13/16	1 1/8	1 1/8	1	1/2	/	3/4	/
35328	7/8	1 1/8	1 1/8	1 1/8	1/2	/	3/4	/
35330	15/16	1 1/8	1 1/4	1 1/4	1/2	/	3/4	/
35332	1	1 1/8	1 3/8	1 3/8	1/2	/	1	/

### 36921 12 piece 3/8" Drive Shallow 12 Point Impact Socket Set on Clip Rail

Contents Include:

Product Code	Size (Inches)	Product Code	Size (Inches)	Product Code	Size (Inches)
35310	5/16	35318	9/16	35326	13/16
35312	3/8	35320	5/8	35328	7/8
35314	7/16	35322	11/16	35330	15/16
35316	1/2	35324	3/4	35332	1

3/8" DRIVE

SOCKETS AND DRIVE TOOLS





### 3/8" DRIVE DEEP IMPACT SOCKETS, 6 POINT, SAE

Black Industrial Finish

Product Code	Size (Inches)	A OAL (Inches)	B Drive End Diameter (Inches)	C Working End Diameter (Inches)	D Broach Depth (Inches)	E Bolt Clearance Depth (Inches)	Bolt Clearance Diameter (Inches)	Bolt Clearance Diameter (Inches)	F Nose Length (Inches)
12-610	5/16	2 1/8	1 1/16	1/2	1/4	1 21/32	9/32	9/32	1 5/8
12-612	3/8	2 1/8	1 1/16	5/8	9/32	1 7/8	1 1/2	1 1/2	1 5/8
12-614	7/16	2 1/8	1 1/16	2 1/32	1 1/32	1 9/8	1 1/2	1 1/2	1 5/8
12-616	1/2	2 1/8	3/4	3/4	3/8	1 15/32	7/16	7/16	-
12-618	9/16	2 3/8	13/16	13/16	7/16	1 7/8	1 1/2	1 1/2	-
12-620	5/8	2 3/8	29/32	29/32	15/32	1 1/2	1 1/2	1 1/2	-
12-622	1 1/16	2 5/8	3 1/32	3 1/32	1/2	1 19/32	2 1/32	2 1/32	-
12-624	3/4	2 5/8	1 1/16	1 1/16	9/16	1 1/2	1 1/2	1 1/2	-
12-626	13/16	2 3/4	1 1/8	1 1/8	9/16	1 25/32	25/32	25/32	-
12-628	7/8	2 3/4	1 3/16	1 3/16	19/32	1 7/8	1 7/8	1 7/8	-
12-630	15/16	2 3/4	1 9/32	1 9/32	19/32	1 15/16	1 15/16	1 15/16	-
12-632	1	2 3/4	1 1 1/32	1 1 1/32	5/8	2	2	2	-

Fed. Spec: ANSI B107.2

#### WS-12-8 8 Piece 3/8" Drive Deep 6 Point Impact Socket Set on Clip Rail

Contents Include:

Product Code	Size (Inches)	Product Code	Size (Inches)	Product Code	Size (Inches)	Product Code	Size (Inches)
12-610	5/16	12-614	7/16	12-618	9/16	12-622	1 1/16
12-612	3/8	12-616	1/2	12-620	5/8	12-624	3/4

#### WS-12-12 12 Piece 3/8" Drive Deep 6 Point Impact Socket Set on Clip Rail

Contents Include:

Product Code	Size (Inches)	Product Code	Size (Inches)	Product Code	Size (Inches)	Product Code	Size (Inches)
12-610	5/16	12-616	1/2	12-622	1 1/16	12-628	7/8
12-612	3/8	12-618	9/16	12-624	3/4	12-630	15/16
12-614	7/16	12-620	5/8	12-626	13/16	12-632	1



### 3/8" DRIVE DEEP IMPACT SOCKETS, 6 POINT, SAE

Black Industrial Finish

Product Code	Size (Inches)	A OAL (Inches)	B Drive End Diameter (Inches)	C Working End Diameter (Inches)	D Broach Depth (Inches)	E Bolt Clearance Depth (Inches)	Bolt Clearance Diameter (Inches)	Bolt Clearance Diameter (Inches)	F Nose Length (Inches)
36308	1/4	2 1/2	3/4	7/16	9/16	1 9/16	7/32	7/32	7/16
36310	5/16	2 1/2	3/4	1/2	2 1/32	1 23/32	9/32	9/32	7/16
36312	3/8	2 1/2	3/4	19/32	1 1/16	1 15/16	5/16	5/16	7/16
36314	7/16	2 1/2	3/4	2 1/32	1	1 29/32	13/32	13/32	7/16
36316	1/2	2 1/2	29/32	29/32	1 1/16	1 31/32	7/16	7/16	-
36318	9/16	2 1/2	13/16	13/16	1 1/16	1 31/32	17/32	17/32	-
36320	5/8	2 1/2	29/32	29/32	1 1/16	1 31/32	19/32	19/32	-
36322	1 1/16	2 1/2	15/16	15/16	1	1 31/32	2 1/32	2 1/32	-
36324	3/4	2 1/2	1 1/32	1 1/32	1 1/32	2	2 1/32	2 1/32	-
36326	13/16	2 1/2	1 1/8	1 1/8	1	1 13/16	3/4	3/4	-
36328	7/8	2 1/2	1 3/16	1 3/16	1	1 13/16	59/64	59/64	-
36330	15/16	2 1/2	1 9/32	1 9/32	1	1 13/16	29/32	29/32	-
36332	1	2 1/2	1 1 1/32	1 1 1/32	1	1 13/16	15/16	15/16	-

Fed. Spec: ANSI B107.2

#### 36904 9 Piece 3/8" Drive Deep 6 Point Impact Socket Set on Clip Rail

Contents Include:

Product Code	Size (Inches)	Product Code	Size (Inches)	Product Code	Size (Inches)
36308	1/4	36314	7/16	36320	5/8
36310	5/16	36316	1/2	36322	1 1/16
36312	3/8	36318	9/16	36324	3/4

#### 36905 13 Piece 3/8" Drive Deep 6 Point Impact Socket Set on Clip Rail

Contents Include:

Product Code	Size (Inches)	Product Code	Size (Inches)	Product Code	Size (Inches)
36308	1/4	36318	9/16	36326	13/16
36310	5/16	36320	5/8	36328	7/8
36312	3/8	36322	1 1/16	36330	15/16
36314	7/16	36322	3/4	36332	1
36316	1/2				



12-616 12-610



WS-12-8



WS-12-12

#### Features

- SUPERTORQUE® lobular openings for greater turning power without deforming the fastener.
- Designed for maximum engagement on 6 point fasteners.
- Suitable for use with pneumatic and electric impact wrenches.
- Specially heat treated for impact use to provide long life, safety, and durability.



36316 36308



36905

#### Features

- SUPERTORQUE® lobular openings for greater turning power without deforming the fastener.
- Designed for maximum engagement on 6 point fasteners.
- Suitable for use with pneumatic and electric impact wrenches.
- Specially heat treated for impact use to provide long life, safety, and durability.
- Drive end features pin retention hole and groove.

3/8" DRIVE

SOCKETS AND DRIVE TOOLS







36416 36410

**TOOLS @ HEIGHT**  
DROP PREVENTION SYSTEM

Side hole in socket permits use with Snap-on Industrial Brands Tools@Height drive tools such as ratchets, extensions and u-joints



## 3/8" DRIVE DEEP IMPACT SOCKETS, 12 POINT, SAE

Black Industrial Finish

Product Code	Size (Inches)	A B C D E F						
		OAL (Inches)	Drive End Diameter (Inches)	Working End Diameter (Inches)	Broach Depth (Inches)	Bolt Clearance Depth (Inches)	Bolt Clearance Diameter (Inches)	Nose Length (Inches)
36410	5/16	2 1/2	3/4	1/2	1/2	/	3/8	1 1/4
36412	3/8	2 1/2	3/4	1/2	3/4	/	1/2	1 1/4
36414	7/16	2 1/2	3/4	5/8	3/4	/	1/2	1 1/4
36416	1/2	2 1/2	3/4	3/4	1	/	1/2	/
36418	9/16	2 1/2	3/4	3/4	1	/	1/2	/
36420	5/8	2 1/2	1	1	1	/	1/2	/
36422	11/16	2 1/2	1	1	1	/	1/2	/
36424	3/4	2 1/2	1	1	1	/	3/4	/
36426	13/16	2 1/2	1	1	1	/	3/4	/
36428	7/8	2 1/2	1 1/8	1 1/8	1	/	3/4	/
36430	15/16	2 1/2	1 1/4	1 1/4	1	/	5/8	/
36432	1	2 1/2	1 3/8	1 3/8	1	/	1	/



36922

## 36922 12 piece 3/8" Drive Shallow 12 Point Impact Socket Set on Clip Rail

Contents Include:

Product Code	Size (Inches)	Product Code	Size (Inches)	Product Code	Size (Inches)
36410	5/16	36418	9/16	36426	13/16
36412	3/8	36420	5/8	36428	7/8
36414	7/16	36422	11/16	36430	15/16
36416	1/2	36424	3/4	36432	1

Features

- SUPERTORQUE® lobular openings for greater turning power without deforming the fastener.
- Designed for maximum engagement on 6 or 12 point fasteners.
- Suitable for use with pneumatic and electric impact wrenches.
- Specially heat treated for impact use to provide long life, safety, and durability.
- Drive end features pin retention hole and groove.



## 3/8" DRIVE SHALLOW IMPACT SOCKETS, 6 POINT, METRIC

Black Industrial Finish

Product Code	Size (MM)	A B C D E F						
		OAL (Inches)	Drive End Diameter (Inches)	Working End Diameter (Inches)	Broach Depth (Inches)	Bolt Clearance Depth (Inches)	Bolt Clearance Diameter (Inches)	Nose Length (Inches)
2M-607	7	1 1/32	11/16	7/16	7/32	9/16	1/4	17/32
2M-608	8	1 1/32	11/16	1/2	1/4	9/16	9/32	17/32
2M-609	9	1 1/32	11/16	9/16	9/32	9/16	11/32	17/32
2M-610	10	1 1/32	11/16	5/8	9/32	9/16	11/32	17/32
2M-611	11	1 1/32	11/16	21/32	9/32	19/32	11/32	9/16
2M-612	12	1 1/16	23/32	23/32	9/32	9/16	11/32	-
2M-613	13	1 1/16	25/32	25/32	9/32	19/32	3/8	-
2M-614	14	1 3/32	13/16	19/16	9/16	19/32	1/2	-
2M-615	15	1 3/32	27/32	27/32	9/16	19/32	9/16	-
2M-616	16	1 1/8	29/32	29/32	19/32	5/8	19/32	-
2M-617	17	1 5/32	31/32	31/32	19/32	5/8	5/8	-
2M-618	18	1 5/32	1	1	5/8	21/32	11/16	-
2M-619	19	1 3/16	1 1/16	1 1/16	21/32	11/16	23/32	-



2M-614 2M-607

**TOOLS @ HEIGHT**  
DROP PREVENTION SYSTEM

Side hole in socket permits use with Snap-on Industrial Brands Tools@Height drive tools such as ratchets, extensions and u-joints



MS-2-13H

## MS-2-13H 13 Piece 3/8" Drive Shallow 6 Point Impact Socket Set on Clip Rail

Contents Include:

Product Code	Size (MM)	Product Code	Size (MM)	Product Code	Size (MM)
2M-607	7	2M-612	12	2M-617	17
2M-608	8	2M-613	13	2M-618	18
2M-609	9	2M-614	14	2M-619	19
2M-610	10	2M-615	15		
2M-611	11	2M-616	16		

Features

- SUPERTORQUE® lobular openings for greater turning power without deforming the fastener.
- Designed for maximum engagement on 6 point fasteners.
- Suitable for use with pneumatic and electric impact wrenches.
- Specially heat treated for impact use to provide long life, safety, and durability.



3/8" DRIVE

SOCKETS AND DRIVE TOOLS

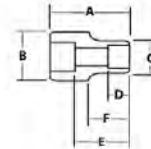


### 3/8" DRIVE SHALLOW IMPACT SOCKETS, 6 POINT, METRIC Black Industrial Finish

Product Code	Size (MM)	A OAL (Inches)	B Drive End Diameter (Inches)	C Working End Diameter (Inches)	D Broach Depth (Inches)	E Bolt Clearance Depth (Inches)	Bolt Clearance Diameter (Inches)	F Nose Length (Inches)
36507	7	1	3/4	7/16	9/32	17/32	1/4	7/16
36508	8	1	3/4	1/2	5/16	17/32	9/32	7/16
36509	9	1	3/4	1/2	5/16	17/32	11/32	7/16
36510	10	1	3/4	5/8	11/32	17/32	11/32	7/16
36511	11	1	3/4	11/16	11/32	17/32	11/32	7/16
36512	12	1	3/4	23/32	3/8	21/32	11/32	7/16
36513	13	1	7/8	13/16	5/16	1/2	3/8	7/16
36514	14	1 1/16	7/8	13/16	17/32	21/32	1/2	7/16
36515	15	1 1/16	7/8	7/8	9/16	11/16	9/16	-
36516	16	1 1/16	15/16	15/16	9/16	11/16	19/32	-
36517	17	1 1/16	15/16	15/16	9/16	23/32	5/8	-
36518	18	1 1/16	1 1/16	1 1/16	19/32	23/32	11/16	-
36519	19	1 5/32	1 1/16	1 1/16	9/16	3/4	23/32	-



36515 36507



**TOOLS@HEIGHT**  
DROP PREVENTION SYSTEM

Side hole in socket permits use with Snap-on Industrial Brands Tools@Height drive tools such as ratchets, extensions and u-joints

### 36906 10 Piece 3/8" Drive Shallow 6 Point Impact Socket Set on Clip Rail

#### Contents Include:

Product Code	Size (MM)	Product Code	Size (MM)	Product Code	Size (MM)
36510	10	36514	14	36518	18
36511	11	36515	15	36519	19
36512	12	36516	16		
36513	13	36517	17		



36906

#### Features

- SUPERTORQUE® lobular openings for greater turning power without deforming the fastener.
- Designed for maximum engagement on 6 point fasteners.
- Suitable for use with pneumatic and electric impact wrenches.
- Specially heat treated for impact use to provide long life, safety, and durability.
- Drive end features pin retention hole and groove.



### 3/8" DRIVE SHALLOW IMPACT SOCKETS, 12 POINT, MM

#### Black Industrial Finish

Product Code	Size (MM)	A Overall Length (Inches)	B Drive End Diameter (Inches)	C Working End Diameter (Inches)	D Broach Depth (Inches)	E Bolt Clearance Depth (Inches)	Bolt Clearance Diameter (Inches)	F Nose Length (Inches)
36607	7	1 1/8	3/4	1/2	3/8	/	3/8	1/2
36608	8	1 1/8	3/4	1/2	3/8	/	1/2	1/2
36609	9	1 1/8	3/4	1/2	3/8	/	1/2	1/2
36610	10	1 1/8	3/4	1/2	3/8	/	1/2	1/2
36611	11	1 1/8	3/4	1/2	1/2	/	1/2	1/2
36612	12	1 1/8	3/4	3/4	1/2	/	1/2	/
36613	13	1 1/8	3/4	3/4	1/2	/	1/2	/
36614	14	1 1/8	3/4	3/4	1/2	/	1/2	/
36615	15	1 1/8	7/8	7/8	1/2	/	1/2	/
36616	16	1 1/8	7/8	1	1/2	/	1/2	/
36617	17	1 1/8	7/8	1	1/2	/	5/8	/
36618	18	1 1/8	1	1	1/2	/	5/8	/
36619	19	1 1/8	1	1	1/2	/	5/8	/



36612 36607

**TOOLS@HEIGHT**  
DROP PREVENTION SYSTEM

Side hole in socket permits use with Snap-on Industrial Brands Tools@Height drive tools such as ratchets, extensions and u-joints

### 36923 13 Piece 3/8" Drive Shallow 12 point Impact Socket Set on Clip and Rail

#### Contents Include:

Product Code	Size (MM)	Product Code	Size (MM)	Product Code	Size (MM)
36607	7	36612	12	36617	17
36608	8	36613	13	36618	18
36609	9	36614	14	36619	19
36610	10	36615	15		
36611	11	36616	16		



36923

#### Features

- SUPERTORQUE® lobular openings for greater turning power without deforming the fastener.
- Designed for maximum engagement on 6 or 12 point fasteners.
- Suitable for use with pneumatic and electric impact wrenches.
- Specially heat treated for impact use to provide long life, safety, and durability.
- Drive end features pin retention hole and groove.

3/8" DRIVE

SOCKETS AND  
DRIVE TOOLS





36819



Side hole in socket permits use with Snap-on Industrial Brands Tools@Height drive tools such as ratchets, extensions and u-joints

## 3/8" DRIVE UNIVERSAL IMPACT SOCKETS, 6 POINT, METRIC

Black Industrial Finish

Product Code	Size (MM)	OAL (Inches)	A	B	C	D	E	F
			Drive End Diameter (Inches)	Working End Diameter (Inches)	Broach Depth (Inches)	Bolt Clearance Depth (Inches)	Bolt Clearance Diameter (Inches)	Nose Length (Inches)
36810	10	2 1/4	7/8	5/8	3/8	1/2	5/16	15/16
36811	11	2 1/4	7/8	11/16	1/2	1/2	3/8	15/16
36812	12	2 1/4	7/8	11/16	1/2	1/2	3/8	15/16
36813	13	3/8	7/8	13/16	1/2	9/16	3/8	1 1/16
36814	14	3/8	7/8	13/16	1/2	9/16	1/2	1 1/16
36815	15	3/8	7/8	7/8	1/2	9/16	9/16	1 1/16
36816	16	3/8	7/8	7/8	1/2	9/16	9/16	1 1/16
36817	17	3/8	7/8	1	1/2	11/16	5/8	1 1/4
36818	18	2 5/8	7/8	1 1/16	1/2	11/16	11/16	1 1/4
36819	19	2 5/8	7/8	1/8	1/2	11/16	11/16	1 1/4



36910

## 36910 10 Piece 3/8" Drive Universal 6 Point Impact Socket Set on Clip Rail

Contents Include:

Product Code	Size (MM)	Product Code	Size (MM)	Product Code	Size (MM)
36810	10	36814	14	36818	18
36811	11	36815	15	36819	19
36812	12	36816	16		
36813	13	36817	17		

### Features

- SUPERTORQUE® lobular openings for greater turning power without deforming the fastener
- Designed for maximum engagement on 6 point fasteners
- Suitable for use with pneumatic and electric impact wrenches
- Specially heat treated for impact use to provide long life, safety, and durability
- Drive end features pin retention hole and groove



35622

35630



Side hole in socket permits use with Snap-on Industrial Brands Tools@Height drive tools such as ratchets, extensions and u-joints



## 3/8" DRIVE ONE PIECE IMPACT HEX BIT STUBBY DRIVERS, SAE

Black Industrial Finish

Product Code	Size (Inches)	OAL (Inches)	Product Code	Size (Inches)	OAL (Inches)
35620	1/8	1 1/8	35628	1/4	1 1/8
35622	5/32	1 1/8	35630	5/16	1 1/8
35624	3/16	1 1/8	35632	3/8	1 1/8
35626	7/32	1 1/8			

Fed. Spec: ANSI B107.2

## 36914 7 Piece 3/8" Drive One Piece Impact Hex Bit Stubby Drivers, SAE

Contents Include:

Product Code	Size (Inches)	Product Code	Size (Inches)	Product Code	Size (Inches)
35620	1/8	35626	7/32	35632	3/8
35622	5/32	35628	1/4		
35624	3/16	35630	5/16		



36914



35605

35608



## 3/8" DRIVE ONE PIECE IMPACT HEX BIT STUBBY DRIVERS, MM

Black Industrial Finish

Product Code	Size (Inches)	OAL (Inches)	Product Code	Size (Inches)	OAL (Inches)
35604	4	1 1/8	35608	8	1 1/8
35605	5	1 1/8	35610	10	1 1/8
35606	6	1 1/8			

Fed. Spec: ANSI B107.2

## 36918 5 Piece 3/8" Drive One Piece Impact Hex Bit Stubby Drivers, MM

Contents Include:

Product Code	Size (MM)	Product Code	Size (MM)	Product Code	Size (MM)
35604	4	35606	6	35610	10
35605	5	35608	8		



36918

3/8" DRIVE

SOCKETS AND DRIVE TOOLS





### 3/8" DRIVE DEEP IMPACT SOCKETS, 6 POINT, METRIC

Black Industrial Finish

Product Code	Size (MM)	A		B		C		D		E		F
		OAL (Inches)	Drive End Diameter (Inches)	Working End Diameter (Inches)	Broach Depth (Inches)	Bolt Clearance Depth (Inches)	Bolt Clearance Diameter (Inches)	Nose Length (Inches)				
12M-607	7	2 1/8	1 1/16	7/16	9/32	1 11/16	1/4	1 5/8				
12M-608	8	2 1/8	1 1/16	1/2	1/4	1 11/16	9/32	1 5/8				
12M-609	9	2 1/8	1 1/16	9/16	9/32	1 11/16	1 1/32	1 5/8				
12M-610	10	2 1/8	1 1/16	5/8	9/32	1 11/16	1 1/32	1 5/8				
12M-611	11	2 1/8	1 1/16	2 1/32	2 1/64	1 11/16	1 1/32	1 5/8				
12M-612	12	2 1/8	23/32	23/32	3/8	1 23/32	7/16	-				
12M-613	13	2 1/8	29/32	29/32	7/16	1 3/8	19/32	-				
12M-614	14	2 3/8	13/16	13/16	13/32	1 9/16	1/2	-				
12M-615	15	2 3/8	27/32	27/32	13/32	1 9/16	9/16	-				
12M-616	16	2 3/8	29/32	29/32	13/32	1 9/16	19/32	-				
12M-617	17	2 5/8	3 1/32	3 1/32	7/16	1 3/4	5/8	-				
12M-618	18	2 5/8	1	1	7/16	1 3/4	1 1/16	-				
12M-619	19	2 5/8	1 1/16	1 1/16	9/16	1 3/4	23/32	-				
12M-620	20	2 5/8	1 1/8	1 1/8	15/32	1 3/4	3/4	-				
12M-621	21	2 5/8	1 9/32	1 9/32	1/2	1 3/4	29/32	-				
12M-622	22	2 7/8	1 3/16	1 3/16	1/2	1 31/32	27/32	-				
12M-623	23	2 7/8	1 1/4	1 1/4	17/32	1 31/32	7/8	-				
12M-624	24	2 7/8	1 5/16	1 5/16	19/32	1 31/32	29/32	-				



Side hole in socket permits use with Snap-on Industrial Brands Tools@Height drive tools such as ratchets, extensions and u-joints



12M-614 12M-607



MS-12-13H

### MS-12-13H 13 Piece 3/8" Drive Deep 6 Point Impact Socket Set on Clip Rail

Contents Include:

Product Code	Size (MM)	Product Code	Size (MM)	Product Code	Size (MM)
12M-607	7	12M-612	12	12M-617	17
12M-608	8	12M-613	13	12M-618	18
12M-609	9	12M-614	14	12M-619	19
12M-610	10	12M-615	15		
12M-611	11	12M-616	16		

### MS-12-18H 18 Piece 3/8" Drive Deep 6 Point Impact Socket Set on Clip Rail

Contents Include:

Product Code	Size (MM)	Product Code	Size (MM)	Product Code	Size (MM)
12M-607	7	12M-613	13	12M-619	19
12M-608	8	12M-614	14	12M-620	20
12M-609	9	12M-615	15	12M-621	21
12M-610	10	12M-616	16	12M-622	22
12M-611	11	12M-617	17	12M-623	23
12M-612	12	12M-618	18	12M-624	24



MS-12-18H

### Features

- SUPERTORQUE® lobular openings for greater turning power without deforming the fastener.
- Designed for maximum engagement on 6 point fasteners.
- Suitable for use with pneumatic and electric impact wrenches.
- Specially heat treated for impact use to provide long life, safety, and durability.



3/8" DRIVE



### 3/8" HEX DRIVERS

Product Code	Size	Overall Length (Inches)	Product Code Bits	Optional Ret Ring
2MA-612	12 mm	72.7 mm	2MA-612-2	2-1XS
2MA-614	14 mm	72.7 mm	2MA-614-2	2-1XS
2A-616	1/2"	2 7/8"	2A-616-2	2-1XS
2A-618	9/16"	2 7/8"	2A-618-2	2-1XS

### Features

- Designed for use with pneumatic or cordless impact guns
- Optional retaining ring ensures positive attachment to anvil
- Manufactured from special alloy steel and heat treated for optimum strength and durability
- Williams® bits are designed with a precise fit and tight tolerances to prevent slippage and disengagement
- Outperforms one-piece design models - our two-piece design makes replacement economical and convenient
- Bits can be easily replaced by hand - no need to put them in a vice and punch them out with a hammer
- Optional retaining rings available for added protection



2MA-614



2MA-614 with Optional Ret Ring 2-1XS



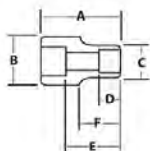




36714 36707

**TOOLS @ HEIGHT**  
DROP PREVENTION SYSTEM

Side hole in socket permits use with Snap-on Industrial Brands Tools@Height drive tools such as ratchets, extensions and u-joints



## 3/8" DRIVE DEEP IMPACT SOCKETS, 6 POINT, METRIC

### Black Industrial Finish

Product Code	Size (MM)	A	B	C	D	E	F
		OAL (Inches)	Drive End Diameter (Inches)	Working End Diameter (Inches)	Broach Depth (Inches)	Bolt Clearance Depth (Inches)	Bolt Clearance Diameter (Inches)
36707	7	2 1/2	3/4	7/16	15/32	1 23/32	1/4
36708	8	2 1/2	3/4	1/2	9/16	1 23/32	9/32
36709	9	2 1/2	3/4	1/2	19/32	1 23/32	5/16
36710	10	2 1/2	3/4	5/8	1	1 23/32	3/8
36711	11	2 1/2	3/4	21/32	1 1/16	1 23/32	13/32
36712	12	2 1/2	3/4	23/32	1	1 23/32	7/16
36713	13	2 1/2	7/8	25/32	1 3/16	2	1/2
36714	14	2 1/2	7/8	13/16	1 1/32	2	17/32
36715	15	2 1/2	7/8	7/8	1 1/16	2	9/16
36716	16	2 1/2	19/16	19/16	1 1/32	2	19/32
36717	17	2 1/2	19/16	19/16	1 1/32	2	21/32
36718	18	2 1/2	1	1	1	2	11/16
36719	19	2 1/2	1 1/16	1 1/16	1	2	23/32

### 36908 10 Piece 3/8" Drive Deep 6 Point Impact Socket Set on Clip Rail

#### Contents Include:

Product Code	Size (MM)	Product Code	Size (MM)	Product Code	Size (MM)
36710	10	36714	14	36718	18
36711	11	36715	15	36719	19
36712	12	36716	16		
36713	13	36717	17		

#### Features

- SUPERTORQUE® lobular openings for greater turning power without deforming the fastener.
- Designed for maximum engagement on 6 point fasteners.
- Suitable for use with pneumatic and electric impact wrenches.
- Specially heat treated for impact use to provide long life, safety, and durability.
- Drive end features pin retention hole and groove.



35412 35407

**TOOLS @ HEIGHT**  
DROP PREVENTION SYSTEM

Side hole in socket permits use with Snap-on Industrial Brands Tools@Height drive tools such as ratchets, extensions and u-joints



## 3/8" DRIVE DEEP IMPACT SOCKETS, 12 POINT, MM

### Black Industrial Finish

Product Code	Size (mm)	A	B	C	D	E	F
		Overall Length (Inches)	Drive End Diameter (Inches)	Working End Diameter (Inches)	Broach Depth (Inches)	Bolt Clearance Depth (Inches)	Bolt Clearance Diameter (Inches)
35407	7	2 1/2	3/4	1/2	1/2	/	1/4
35408	8	2 1/2	3/4	1/2	1/2	/	1/4
35409	9	2 1/2	3/4	1/2	1/2	/	1/4
35410	10	2 1/2	3/4	1/2	3/4	/	3/8
35411	11	2 1/2	3/4	1/2	3/4	/	3/8
35412	12	2 1/2	3/4	3/4	3/4	/	3/8
35413	13	2 1/2	3/4	3/4	7/8	/	1/2
35414	14	2 1/2	3/4	3/4	7/8	/	1/2
35415	15	2 1/2	7/8	7/8	1	/	1/2
35416	16	2 1/2	7/8	7/8	1	/	1/2
35417	17	2 1/2	7/8	7/8	1	/	1/2
35418	18	2 1/2	7/8	7/8	1	/	5/8
35419	19	2 1/2	1	1	1	/	5/8

### 36924 13 Piece 3/8" Drive Deep 12 point Impact Socket Set on Clip and Rail

#### Contents Include:

Product Code	Size (MM)	Product Code	Size (MM)	Product Code	Size (MM)
35407	7	35411	11	35415	15
35408	8	35412	12	35416	16
35409	9	35413	13	35417	17
35410	10	35414	14	35418	18
				35419	19

#### Features

- SUPERTORQUE® lobular openings for greater turning power without deforming the fastener.
- Designed for maximum engagement on 6 or 12 point fasteners.
- Suitable for use with pneumatic and electric impact wrenches.
- Specially heat treated for impact use to provide long life, safety, and durability.
- Drive end features pin retention hole and groove.



36924

3/8" DRIVE

SOCKETS AND DRIVE TOOLS




# 57 PIECE 1/2" DRIVE SOCKET AND DRIVE TOOL SET

## 8 & 12 Point SAE, with Metal Box

Product Code	Description
WSS-57TB	57 Piece Tool Set with TB-6124A Metal Tool Box
WSS-57F	57 Piece Tool Set Only

### Contents Include:

Drive Tools:		Drive Tools:	
Product Code	Description	Product Code	Description
S-15A	18" Speeder Handle	S-70	Ratchet Spinner Disk
S-20A	12" Sliding T-Handle	S-102P	2" Extension
S-40AA	10 13/16" Flex Handle	S-110P	5" Extension
S-41AA	15 1/2" Flex Handle	S-115P	10" Extension
S-52EHA	10 3/8" Enclosed Head Ratchet	S-140A	Universal Joint
S-52EHLA	15" Enclosed Head Ratchet		



WSS-57TB

### Shallow 12-Point Sockets

Product Code	Size (Inches)
ST-1212	3/8
ST-1214	7/16
ST-1216	1/2
ST-1218	9/16
ST-1220	5/8
ST-1222	11/16
ST-1224	3/4
ST-1226	13/16
ST-1228	7/8
ST-1230	15/16
ST-1232	1
ST-1234	1 1/16
ST-1236	1 1/8
ST-1238	1 3/16
ST-1240	1 1/4
ST-1242	1 5/16
ST-1244	1 3/8
ST-1246	1 7/16
ST-1248	1 1/2

### Deep 12-Point Sockets

Product Code	Size (Inches)
SD-1216	1/2
SD-1218	9/16
SD-1220	5/8
SD-1222	11/16
SD-1224	3/4
SD-1226	13/16
SD-1228	7/8
SD-1230	15/16
SD-1232	1
SD-1234	1 1/16
SD-1236	1 1/8

### Shallow 8-Point Sockets

Product Code	Size (Inches)
ST-812	3/8
ST-814	7/16
ST-816	1/2
ST-818	9/16
ST-820	5/8
ST-822	11/16
ST-824	3/4
ST-826	13/16
ST-828	7/8
ST-832	1

### Standard Hex Bit Sockets

Product Code	Size (Inches)
SA-8A	1/4
SA-10A	5/16
SA-12A	3/8
SA-16A	1/2
SA-18A	9/16
SA-20A	5/8



TB-6124A

### Features

- All tools are professional quality, made of high-grade chrome vanadium steel.
- Sockets feature SUPERTORQUE® lobular openings for greater turning power without deforming the fastener.
- Metal tool box made for years of rugged use.



1/2" DRIVE

SOCKETS AND DRIVE TOOLS





WSS-38FTB

### Features

- All tools are professional quality, made of high-grade chrome vanadium steel.
- Sockets feature SUPERTORQUE® lobular openings for greater turning power without deforming the fastener.
- Metal tool box made for years of rugged use.



## 38 PIECE 1/2" DRIVE SOCKET AND DRIVE TOOL SET

### 12 Point SAE, with Metal Box

Product Code	Description
WSS-38FTB	38 Piece Tool Set with TB-104 Metal Tool Box
WSS-38F	38 Piece Tool Set Only - Packed in Keep Safe Foam System

### Contents Include:

Drive Tools:		Drive Tools:	
Product Code	Description	Product Code	Description
S-15A	18" Speeder Handle	S-140A	Universal Joint
S-41AA	15 1/2" Flex Handle	S-102P	2" Extension
S-52EHA	10 3/8" Enclosed Head Ratchet	S-110P	5" Extension
S-70	Ratchet Spinner Disk	S-115P	10" Extension

### Shallow 12-Point Sockets

Product Code	Size (Inches)	Product Code	Size (Inches)
ST-1212	3/8	ST-1244	1 3/8
ST-1214	7/16	ST-1246	1 7/16
ST-1216	1/2	ST-1248	1 1/2
ST-1218	9/16		
ST-1220	5/8		
ST-1222	11/16		
ST-1224	3/4		
ST-1226	13/16		
ST-1228	7/8		
ST-1230	15/16		
ST-1232	1		
ST-1234	1 1/16		
ST-1236	1 1/8		
ST-1238	1 3/16		
ST-1240	1 1/4		
ST-1242	1 5/16		

### Shallow 12-Point Sockets

Product Code	Size (Inches)
SD-1216	1/2
SD-1218	9/16
SD-1220	5/8
SD-1222	11/16
SD-1224	3/4
SD-1226	13/16
SD-1228	7/8
SD-1230	15/16
SD-1232	1
SD-1234	1 1/16
SD-1236	1 1/8

### Deep 12-Point Sockets

Product Code	Size (Inches)
SD-1216	1/2
SD-1218	9/16
SD-1220	5/8
SD-1222	11/16
SD-1224	3/4
SD-1226	13/16
SD-1228	7/8
SD-1230	15/16
SD-1232	1
SD-1234	1 1/16
SD-1236	1 1/8



WSS-30FTB

### Features

- Keep-Safe-Foam system keeps tools organized and helps prevent loss
- All tools are professional quality, made of high-grade chrome vanadium steel
- Sockets feature SUPERTORQUE® lobular openings for greater turning power without deforming the fastener
- Metal tool box made for years of rugged use.



## 30 PIECE 1/2" DRIVE SOCKET AND DRIVE TOOL SET

### 12 Point SAE, with Metal Box

Product Code	Description
WSS-30FTB	30 Piece Tool Set with TB-104 Metal Tool Box
WSS-30F	30 Piece Tool Set Only - Packed in Keep Safe Foam System

### Contents Include:

Drive Tools:		Drive Tools:	
Product Code	Description	Product Code	Description
S-41AA	15 1/2" Flex Handle	S-110P	5" Extension
S-52EHA	10 3/8" Enclosed Head Ratchet	S-115P	10" Extension
S-140A	Universal Joint		

### Shallow 12-Point Sockets

Product Code	Size (Inches)	Product Code	Size (Inches)
ST-1212	3/8	SD-1216	1/2
ST-1214	7/16	SD-1218	9/16
ST-1216	1/2	SD-1220	5/8
ST-1218	9/16	SD-1222	11/16
ST-1220	5/8	SD-1224	3/4
ST-1222	11/16	SD-1226	13/16
ST-1224	3/4	SD-1228	7/8
ST-1226	13/16	SD-1230	15/16
ST-1228	7/8	SD-1232	1
ST-1230	15/16	SD-1234	1 1/16
ST-1232	1	SD-1236	1 1/8
ST-1234	1 1/16		
ST-1236	1 1/8		
ST-1240	1 1/4		



1/2" DRIVE

SOCKETS AND DRIVE TOOLS



## 22 PIECE 1/2" DRIVE SOCKET AND DRIVE TOOL SET

12 Point SAE, Packed in Exclusive Keep-Safe-Foam System with Metal Box

Product Code	Description
WSS-22FTB	22 Piece Tool Set with TB-104 Metal Tool Box
WSS-22F	22 Piece Tool Set Only - Packed in Keep Safe Foam System

### Contents Include:

Drive Tools:		Drive Tools:	
Product Code	Description	Product Code	Description
S-15A	18" Speeder Handle	S-102P	2" Extension
S-41AA	15 1/2" Flex Handle	S-110P	5" Extension
S-52EHA	10 3/8" Enclosed Head Ratchet	S-115P	10" Extension
S-140A	Universal Joint		

Shallow 12-Point Sockets		Shallow 12-Point Sockets	
Product Code	Size (Inches)	Product Code	Size (Inches)
ST-1212	3/8	ST-1228	7/8
ST-1214	7/16	ST-1230	15/16
ST-1216	1/2	ST-1232	1
ST-1218	9/16	ST-1234	1 1/16
ST-1220	5/8	ST-1236	1 1/8
ST-1222	11/16	ST-1238	1 3/16
ST-1224	3/4	ST-1240	1 1/4
ST-1226	13/16		

### Features

- Keep-Safe-Foam system keeps tools organized and helps prevent loss.
- All tools are professional quality, made of high-grade chrome vanadium steel.
- Sockets feature SUPERTORQUE® lobular openings for greater turning power without deforming the fastener.
- Metal tool box made for years of rugged use.



WSS-22FTB



## 19 PIECE 1/2" DRIVE SOCKET AND DRIVE TOOL SET

12 Point SAE, Packed in Exclusive Keep-Safe-Foam System with Metal Box

Product Code	Description
WSS-19FTB	19 Piece Tool Set with TB-103 Metal Tool Box
WSS-19F	19 Piece Tool Set Only - Packed in Keep Safe Foam System

### Contents Include:

Drive Tools:		Drive Tools:	
Product Code	Description	Product Code	Description
S-41AA	15 1/2" Flex Handle	S-110P	5" Extension
S-52EHA	10 3/8" Enclosed Head Ratchet	S-140A	Universal Joint

Shallow 12-Point Sockets		Shallow 12-Point Sockets	
Product Code	Size (Inches)	Product Code	Size (Inches)
ST-1212	3/8	ST-1228	7/8
ST-1214	7/16	ST-1230	15/16
ST-1216	1/2	ST-1232	1
ST-1218	9/16	ST-1234	1 1/16
ST-1220	5/8	ST-1236	1 1/8
ST-1222	11/16	ST-1238	1 3/16
ST-1224	3/4	ST-1240	1 1/4
ST-1226	13/16		

### Features

- Keep-Safe-Foam system keeps tools organized and helps prevent loss.
- All tools are professional quality, made of high-grade chrome vanadium steel.
- Sockets feature SUPERTORQUE® lobular openings for greater turning power without deforming the fastener.
- Metal tool box made for years of rugged use.



WSS-19FTB

1/2" DRIVE

SOCKETS AND DRIVE TOOLS







WSS-18HFTB



## 18 PIECE 1/2" DRIVE SOCKET AND DRIVE TOOL SET

6 Point SAE, Packed in Exclusive Keep-Safe-Foam System with Metal Box

Product Code	Description
WSS-18HFTB	18 Piece Tool Set with TB-103 Metal Tool Box
WSS-18HF	18 Piece Tool Set Only - Packed in Keep Safe Foam System

### Contents Include:

Drive Tools:		Drive Tools:	
Product Code	Description	Product Code	Description
S-41AA	15 1/2" Flex Handle	S-110P	5" Extension
S-52EHA	10 3/8" Enclosed Head Ratchet	S-140A	Universal Joint

Shallow 6-Point Sockets		Shallow 6-Point Sockets	
Product Code	Size (Inches)	Product Code	Size (Inches)
ST-612	3/8	ST-626	13/16
ST-614	7/16	ST-628	7/8
ST-616	1/2	ST-630	15/16
ST-618	9/16	ST-632	1
ST-620	5/8	ST-634	1 1/16
ST-622	11/16	ST-636	1 1/8
ST-624	3/4	ST-640	1 1/4

### Features

- Keep-Safe-Foam system keeps tools organized and helps prevent loss.
- All tools are professional quality, made of high-grade chrome vanadium steel.
- Sockets feature SUPERTORQUE® lobular openings for greater turning power without deforming the fastener.
- Metal tool box made for years of rugged use.



WSS-15FTB



## 15 PIECE 1/2" DRIVE SOCKET AND DRIVE TOOL SET

12 Point SAE, Packed in Exclusive Keep-Safe-Foam System with Metal Box

Product Code	Description
WSS-15FTB	15 Piece Tool Set with TB-103 Metal Tool Box
WSS-15F	15 Piece Tool Set Only - Packed in Keep Safe Foam System

### Contents Include:

Drive Tools:		Shallow 12-Point Sockets	
Product Code	Description	Product Code	Size (Inches)
S-41AA	15 1/2" Flex Handle	ST-1214	7/16
S-52EHA	10 3/8" Enclosed Head Ratchet	ST-1216	1/2
S-110P	5" Extension	ST-1218	9/16
S-115P	10" Extension	ST-1220	5/8
S-140A	Universal Joint	ST-1222	11/16
		ST-1224	3/4
		ST-1226	13/16
		ST-1228	7/8
		ST-1230	15/16
		ST-1232	1

### Features

- Keep-Safe-Foam system keeps tools organized and helps prevent loss.
- All tools are professional quality, made of high-grade chrome vanadium steel.
- Sockets feature SUPERTORQUE® lobular openings for greater turning power without deforming the fastener.
- Metal tool box made for years of rugged use.



1/2" DRIVE

SOCKETS AND DRIVE TOOLS



## 47 PIECE 1/2" DRIVE SOCKET AND DRIVE TOOL SET

### 12 Point Metric, with Metal Box

Product Code	Description
MSS-47TB	47 Piece Tool Set with TB-6124A Metal Tool Box (Keep Safe Foam Not Included)
MSS-47F	47 Piece Tool Set Only - Packed in Keep Safe Foam System

#### Contents Include:

Drive Tools:		Shallow 12-Point Sockets	
Product Code	Description	Product Code	Size (MM)
S-15A	18" Speeder Handle	STM-1210	10
S-20A	12" Sliding T-Handle	STM-1211	11
S-40AA	10 1/16" Flex Handle	STM-1212	12
S-41AA	15 1/2" Flex Handle	STM-1213	13
S-52EHA	10 3/8" Enclosed Head Ratchet	STM-1214	14
S-60D	Stud Remover	STM-1215	15
S-70	Ratchet Spinner Disk	STM-1216	16
S-102P	2" Extension	STM-1217	17
S-110P	5" Extension	STM-1218	18
S-115P	10" Extension	STM-1219	19
S-140A	Universal Joint	STM-1220	20
		STM-1221	21
		STM-1222	22
		STM-1223	23
		STM-1224	24
		STM-1225	25
		STM-1226	26
		STM-1227	27
		STM-1228	28
		STM-1229	29
		STM-1230	30
		STM-1232	32
		STM-1234	34
		STM-1236	36

Deep 12-Point Sockets	
Product Code	Size (MM)
SMD-1213	13
SMD-1214	14
SMD-1215	15
SMD-1216	16
SMD-1217	17
SMD-1218	18
SMD-1219	19
SMD-1221	21
SMD-1222	22
SMD-1224	24
SMD-1227	27
SMD-1230	30



MSS-47TB

#### Features

- All tools are professional quality, made of high-grade chrome vanadium steel
- Sockets feature SUPERTORQUE® lobular openings for greater turning power without deforming the fastener.
- Metal tool box made for years of rugged use.



## 33 PIECE 1/2" DRIVE SOCKET AND DRIVE TOOL SET

### 12 Point Metric, with Metal Box

Product Code	Description
MSS-33FTB	33 Piece Tool Set with TB-104 Metal Tool Box
MSS-33F	33 Piece Tool Set Only - Packed in Keep Safe Foam System

#### Contents Include:

Drive Tools:		Shallow 12-Point Sockets	
Product Code	Description	Product Code	Size (MM)
S-41AA	15 1/2" Flex Handle	STM-1210	10
S-52EHA	10 3/8" Enclosed Head Ratchet	STM-1211	11
S-102P	2" Extension	STM-1212	12
S-110P	5" Extension	STM-1213	13
S-115P	10" Extension	STM-1214	14
S-140A	Universal Joint	STM-1215	15
		STM-1216	16
		STM-1217	17
		STM-1218	18
		STM-1219	19
		STM-1220	20
		STM-1221	21
		STM-1222	22
		STM-1223	23
		STM-1224	24

Deep 12-Point Sockets	
Product Code	Size (MM)
SMD-1213	13
SMD-1214	14
SMD-1215	15
SMD-1216	16
SMD-1217	17
SMD-1218	18
SMD-1219	19
SMD-1221	21
SMD-1222	22
SMD-1224	24
SMD-1227	27
SMD-1230	30



MSS-33FTB

#### Features

- All tools are professional quality, made of high-grade chrome vanadium steel.
- Sockets feature SUPERTORQUE® lobular openings for greater turning power without deforming the fastener.
- Metal tool box made for years of rugged use.



1/2" DRIVE

SOCKETS AND DRIVE TOOLS





## 29 PIECE 1/2" DRIVE SOCKET AND DRIVE TOOL SET

**12 Point Metric, Packed in Exclusive Keep-Safe-Foam System with Metal Box**



MSS-29FTB

Product Code	Description
MSS-29FTB	29 Piece Tool Set with TB-104 Metal Tool Box
MSS-29F	29 Piece Tool Set Only - Packed in Keep Safe Foam System

### Contents Include:

Drive Tools:		Drive Tools:	
Product Code	Description	Product Code	Description
S-41AA	15 1/2" Flex Handle	S-110P	5" Extension
S-52EHA	10 3/4" Enclosed Head Ratchet	S-115P	10" Extension
S-102P	2" Extension	S-140A	Universal Joint

### Shallow 12-Point Sockets

Product Code	Size (MM)
STM-1210	10
STM-1211	11
STM-1212	12
STM-1213	13
STM-1214	14
STM-1215	15
STM-1216	16
STM-1217	17
STM-1218	18
STM-1219	19
STM-1220	20
STM-1221	21

### Shallow 12-Point Sockets

Product Code	Size (MM)
STM-1222	22
STM-1223	23
STM-1224	24
STM-1225	25
STM-1226	26
STM-1227	27
STM-1228	28
STM-1229	29
STM-1230	30
STM-1232	32
STM-1234	34

### Features

- Keep-Safe-Foam system keeps tools organized and helps prevent loss.
- All tools are professional quality, made of high-grade chrome vanadium steel.
- Sockets feature SUPERTORQUE® lobular openings for greater turning power without deforming the fastener
- Metal tool box made for years of rugged use.



## 22 PIECE 1/2" DRIVE SOCKET AND DRIVE TOOL SET

**12 Point Metric, Packed in Exclusive Keep-Safe-Foam System with Metal Box**



MSS-22FTB

Product Code	Description
MSS-22FTB	22 Piece Tool Set with TB-104 Metal Tool Box
MSS-22F	22 Piece Tool Set Only - Packed in Keep Safe Foam System

### Contents Include:

Drive Tools:		Drive Tools:	
Product Code	Description	Product Code	Description
S-41AA	15 1/2" Flex Handle	S-115P	10" Extension
S-52EHA	10 3/4" Enclosed Head Ratchet	S-140A	Universal Joint
S-110P	5" Extension		

### Shallow 6-Point Sockets

Product Code	Size (MM)
STM-1210	10
STM-1211	11
STM-1212	12
STM-1213	13
STM-1214	14
STM-1215	15
STM-1216	16
STM-1217	17
STM-1218	18

### Shallow 12-Point Sockets

Product Code	Size (MM)
STM-1219	19
STM-1220	20
STM-1221	21
STM-1222	22
STM-1223	23
STM-1224	24
STM-1225	25
STM-1226	26

### Features

- Keep-Safe-Foam system keeps tools organized and helps prevent loss.
- All tools are professional quality, made of high-grade chrome vanadium steel.
- Sockets feature SUPERTORQUE® lobular openings for greater turning power without deforming the fastener.
- Metal tool box made for years of rugged use.



1/2" DRIVE

SOCKETS AND  
DRIVE TOOLS



## 20 PIECE 1/2" DRIVE SOCKET AND DRIVE TOOL SET



12 Point Metric, Packed in Exclusive Keep-Safe-Foam-System with Metal Box

Product Code	Description
MSS-20FTB	20 Piece Tool Set with TB-104 Metal Tool Box and Foam

### Contents Include:

#### Drive Tools:

Product Code	Description
S-41AA	15 1/2" Flex Handle
S-52EHA	10 3/8" Enclosed Head Ratchet
S-110P	5" Extension

#### Shallow 12-Point Sockets

Product Code	Size (mm)
STM-1210	10
STM-1213	13
STM-1214	14
STM-1215	15
STM-1217	17
STM-1218	18
STM-1219	19
STM-1220	20
STM-1221	21

#### Shallow 12-Point Sockets

Product Code	Size (mm)
STM-1222	22
STM-1223	23
STM-1224	24
STM-1226	26
STM-1227	27
STM-1230	30
STM-1232	32
STM-1236	36



### Features

- All tools are professional quality, made of high grade special alloy steel.
- Sockets feature SUPERTORQUE lobular openings for greater turning power without deforming the fastener.
- Metal tool box made for years of rugged use.



MSS-20FTB



## 23 PIECE 1/2" DRIVE SOCKET AND DRIVE TOOL SET



12 Point Metric, Packed in Exclusive Keep-Safe-Foam-System with Metal Box

Product Code	Description
32960	23 Piece Tool Set with TB-104 Metal Tool Box and Foam

### Contents Include:

#### Drive Tools:

Product Code	Description
32001	1/2" Drive Ratchet
32005	15" Flex Handle
32003	6" Extension
32004	10" Extension

#### Shallow 12-Point Sockets

Product Code	Size (mm)
32609	9
32610	10
32611	11
32612	12
32613	13
32614	14
32615	15
32616	16
32617	17
32618	18

#### Shallow 12-Point Sockets

Product Code	Size (mm)
32619	19
32620	20
32621	21
32622	22
32623	23
32624	24
32627	27
32630	30
32632	32

### Features

- Designed for quick engagement on both 6 and 12 fasteners.
- Metal tool box made for years of rugged use.



32960

1/2" DRIVE

SOCKETS AND DRIVE TOOLS







## 146 PIECE 1/4", 3/8", 1/2" DRIVE SOCKET SET

### 6 & 12 Point Rugged-Case-System Tool Set, SAE and Metric

Product Code	Description
50614A	146 Piece 1/4", 3/8", 1/2" Drive Socket Set



50614A

#### Features

- All tools are professional quality, made of high-grade chrome vanadium steel.
- Sockets feature SUPERTORQUE® lobular openings for greater turning power without deforming the fastener.
- Packed in rugged high-density polyethylene (HDPE) cases that are strong and durable yet light in weight.
- Case is shock proof at both high and low temperatures, equipped with heavy-duty metal latches and hinges.
- Two-component handles are easy to grip and comfortable to carry.

#### Contents Include:

1/4" Drive Tools:		1/4" Drive Hex Bit Sockets, MM		3/8" Drive Shallow 6 Point Sockets, MM	
Product Code	Description	Product Code	Size (MM)	Product Code	Size (MM)
30001	Ratchet	35070	3	31506	6
30003	3" Extension	35071	4	31507	7
30006A	Handle	35072	5	31508	8
30007	Universal Joint	35073	6	31509	9
		35074	7	31510	10
		35075	8	31511	11
				31512	12
				31513	13
				31514	14
				31515	15
				31516	16
				31517	17
				31518	18
				31519	19
1/4" Drive Deep 6 Point Sockets, MM		1/4" Drive Screwdriver Bit Sockets		3/8" Drive Shallow 6 Point Sockets, SAE	
Product Code	Size (MM)	Product Code	Description	Product Code	Size (Inches)
30704	4	35040	5/32" Slotted Tip	31108	1/4
30705	5	35041	7/32" Slotted Tip	31110	5/16
30706	6	35042	9/32" Slotted Tip	31112	3/8
30707	7	35050	#0 Phillips Tip	31114	7/16
30708	8	35051	#1 Phillips Tip	31116	1/2
30709	9	35052	#2 Phillips Tip	31118	9/16
30710	10			31120	5/8
30711	11			31122	11/16
30712	12			31124	3/4
30713	13			31126	13/16
				31128	7/8
				31130	15/16
				31132	1
1/4" Drive Deep 6 Point Sockets, SAE		1/4" Drive Torx Bit Sockets		3/8" Drive Spark Plug Socket	
Product Code	Size (Inches)	Product Code	Size	Product Code	Size (Inches)
30306	3/16	35080	T10	31301	5/8
30307	7/32	35081	T15	31303	13/16
30308	1/4	35082	T20		
30309	9/32	35083	T25		
30310	5/16	35084	T27		
30311	11/32	35085	T30		
30312	3/8				
30314	7/16				
30316	1/2				
1/4" Drive Shallow 6 Point Sockets, MM		3/8" Drive Tools		1/2" Drive Tools	
Product Code	Size (MM)	Product Code	Description	Product Code	Description
30504	4	31001	Ratchet	32001	Ratchet
30505	5	31002	3" Extension	32003	6" Extension
30509	5.5	31003	6" Extension	32004	10" Extension
30506	6	31008	Adaptor - 3/8" F x 1/4" M	32006	Universal Joint
30507	7			32008	Adaptor - 1/2" F x 3/8" M
30508	8				
30509	9				
30510	10				
30511	11				
30512	12				
30513	13				
30514	14				
1/4" Drive Shallow 6 Point Sockets, SAE		3/8" Drive Deep 12 Point Sockets, MM		1/2" Drive Shallow 12 Point Sockets, SAE	
Product Code	Size (Inches)	Product Code	Size (MM)	Product Code	Size (Inches)
30105	5/32	31806	6	32212	3/8
30106	3/16	31807	7	32214	7/16
30107	7/32	31808	8	32216	1/2
30108	1/4	31809	9	32218	9/16
30109	9/32	31810	10	32220	5/8
30110	5/16	31811	11	32222	11/16
30111	11/32	31812	12	32224	3/4
30112	3/8	31813	13	32226	13/16
30114	7/16	31814	14	32228	7/8
30116	1/2	31815	15	32230	15/16
30118	9/16	31816	16	32232	1
		31817	17		
		31818	18		
		31819	19		
1/4" Drive Hex Bit Sockets, SAE		3/8" Drive Deep 12 Point Sockets, SAE			
Product Code	Size (Inches)	Product Code	Size (Inches)		
35000	1/8	31408	1/4		
35001	5/32	31410	5/16		
35002	3/16	31412	3/8		
35003	7/32	31414	7/16		
35004	1/4	31416	1/2		
35005	5/16	31418	9/16		
		31420	5/8		
		31422	11/16		
		31424	3/4		
		31426	13/16		
		31428	7/8		
		31430	15/16		
		31432	1		

1/4", 3/8" & 1/2" DRIVE TOOL SET

SOCKETS AND DRIVE TOOLS

# 138 PIECE 1/4", 3/8", 1/2" DRIVE SOCKET SET

## 6 Point Rugged-Case-System Tool Set, SAE and Metric

Product Code	Description
50612A	138 Piece 1/4", 3/8", 1/2" Drive Socket Set

### Contents Include:

1/4" Drive Tools:		3/8" Drive Tools		1/2" Drive Tools	
Product Code	Description	Product Code	Description	Product Code	Description
30001	Ratchet	31001	Ratchet	32001	Ratchet
30002	1-1/2" Extension	31002	3" Extension	32003	6" Extension
30003	3" Extension	31003	6" Extension	32004	10" Extension
30006A	Spinner Handle	31006	Universal Joint	32006	Universal Joint
30007	Universal Joint	31008	Adaptor	32008	Adaptor
30013	Hex Bit Holder	31013	Hex Bit Holder		
24880	13 Piece Insert Bit Set				
1/4" Drive Deep 6 Point Sockets, MM		3/8" Drive Deep 12 Point Sockets, MM		1/2" Drive Shallow 12 Point Sockets, MM	
Product Code	Size (MM)	Product Code	Size (MM)	Product Code	Size (MM)
30704	4	31810	10	32610	10
30705	5	31811	11	32611	11
30706	6	31812	12	32612	12
30707	7	31813	13	32613	13
30708	8	31814	14	32614	14
30709	9	31815	15	32615	15
30710	10	31816	16	32616	16
30711	11	31817	17	32617	17
30712	12	31818	18	32618	18
30713	13	31819	19	32619	19
				32621	21
				32622	22
				32624	24
				32627	27
				32630	30
				32632	32
1/4" Drive Deep 6 Point Sockets, SAE		3/8" Drive Deep 12 Point Sockets, SAE		1/2" Drive Shallow 12 Point Sockets, SAE	
Product Code	Size (Inches)	Product Code	Size (Inches)	Product Code	Size (Inches)
30305	3/32	31412	3/8	32212	3/8
30306	3/16	31414	7/16	32214	7/16
30307	7/32	31416	1/2	32216	1/2
30308	1/4	31418	9/16	32218	9/16
30309	9/32	31420	5/8	32220	5/8
30310	5/16	31422	11/16	32222	11/16
30311	11/32	31424	3/4	32224	3/4
30312	3/8	31426	13/16	32226	13/16
30314	7/16	31428	7/8	32228	15/16
30316	1/2			32230	1
				32232	1 1/16
				32234	1 1/8
				32236	1 1/4
				32238	1 3/8
				32240	1 1/2
1/4" Drive Shallow 6 Point Sockets, MM		3/8" Drive Shallow 6 Point Sockets, MM			
Product Code	Size (MM)	Product Code	Size (MM)		
30504	4	31510	10		
30505	5	31511	11		
30509	5.5	31512	12		
30506	6	31513	13		
30507	7	31514	14		
30508	8	31515	15		
30509	9	31516	16		
30510	10	31517	17		
30511	11	31518	18		
30512	12	31519	19		
30513	13				
1/4" Drive Shallow 6 Point Sockets, SAE		3/8" Drive Shallow 6 Point Sockets, SAE			
Product Code	Size (Inches)	Product Code	Size (Inches)		
30105	3/32	31112	3/8		
30106	3/16	31114	7/16		
30107	7/32	31116	1/2		
30108	1/4	31118	9/16		
30109	9/32	31120	5/8		
30110	5/16	31122	11/16		
30111	11/32	31124	3/4		
30112	3/8				
30114	7/16				
30116	1/2				



50612A

### Features

- All tools are professional quality, made of high-grade chrome vanadium steel.
- Sockets feature SUPERTORQUE® lobular openings for greater turning power without deforming the fastener.
- Packed in rugged high-density polyethylene (HDPE) cases that are strong and durable yet light in weight.
- Case is shock proof at both high and low temperatures, equipped with heavy-duty metal latches and hinges.
- Two-component handles are easy to grip and comfortable to carry.

1/4", 3/8" & 1/2" DRIVE TOOL SET

SOCKETS AND DRIVE TOOLS



50617A

### Features

- All tools are professional quality, made of high-grade chrome vanadium steel.
- Sockets feature SUPERTORQUE® lobular openings for greater turning power without deforming the fastener.
- Packed in rugged high-density polyethylene (HDPE) cases that are strong and durable yet light in weight.
- Case is shock proof at both high and low temperatures, equipped with heavy-duty metal latches and hinges.
- Two-component handles are easy to grip and comfortable to carry.

## 61 PIECE 1/2" DRIVE SOCKET & TOOL SET

### 6 Point Rugged-Case-System Tool Set, SAE and Metric

Product Code	Description
50617A	61 Piece Socket, Wrench, and Screwdriver Set

#### Contents Include:

1/2" Drive Tools		1/2" Drive Shallow 6 Point Sockets, MM	
Product Code	Description	Product Code	Size (MM)
32001	Ratchet	32510	10
32002	3" Extension	32511	11
32003	6" Extension	32512	12
32004	10" Extension	32513	13
32005	15-1/2" Flex Handle	32514	14
32006	Universal Joint	32515	15
32008	Adaptor	32516	16
32009	Adaptor 1/2 F x 3/4 M	32517	17
		32518	18
		32519	19
		32521	21
		32522	22
		32524	24
		32527	27
		32530	30
		32532	32

1/2" Drive Shallow 6 Point Sockets, SAE		12 Point Combination Wrenches, MM	
Product Code	Size (Inches)	Product Code	Size (MM)
32112	3/8	11506	6
32114	7/16	11508	8
32116	1/2	11510	10
32118	9/16	11512	12
32120	5/8	11513	13
32122	1 1/16	11514	14
32124	3/4	11515	15
32126	13/16	11517	17
32128	7/8	11519	19
32130	15/16		
32132	1		
32134	1 1/16		
32136	1 1/8		
32138	1 3/16		
32140	1 1/4		

12 Point Combination Wrenches, SAE		Comfort Grip Screwdrivers	
Product Code	Size (Inches)	Product Code	Description
11108	1/4	24205A	3/16" x 4" Slotted
11110	5/16	24219A	1/4" x 4" Slotted
11112	3/8	24249A	# 1 x 3" Phillips
11114	7/16	24253A	# 2 x 4" Phillips
11116	1/2		
11118	9/16		
11120	5/8		
11122	1 1/16		
11124	3/4		



S400

### Features

- All tools are professional quality, made of high-grade chrome vanadium steel.
- Packed in rugged high-density polyethylene (HDPE) cases that are strong and durable yet light in weight.
- Case is shock proof at both high and low temperatures, equipped with heavy-duty metal latches and hinges.



## 40 PIECE 1/2" DRIVE SOCKET & TOOL SET

### 6 Point Rugged-Case-System Tool Set, Metric

Product Code	Description
S400	40 Piece 1/2" Drive Socket and Wrench Set

#### Contents Include:

1/2" Drive Tools		12 Point Combination Wrenches	
Description		Sizes (MM)	Sizes (MM)
Quick Release Ratchet		7	13
5" Extension		8	14
10" Extension		9	15
16		10	16
T-Adapter		11	17
Flex Handle		12	18
			19

1/2" Drive 6 Point Sockets		
Sizes (MM)	Sizes (MM)	Sizes (MM)
10	17	24
11	18	25
12	19	26
13	20	27
14	21	28
15	22	30
16	23	32

1/2" DRIVE TOOL SET

SOCKETS AND DRIVE TOOLS



## 23 PIECE 1/2" DRIVE BASIC TOOL SET

### 12 Point Rugged-Case-System Tool Set, SAE

Product Code	Description
50609	23 Piece Basic Tool Set, SAE

#### Contents Include:

1/2" Drive Tools:		1/2" Drive Shallow 12-Point Sockets	
Product Code	Description	Product Code	Size (Inches)
32001	9 7/8" Quick-Release Ratchet	32212	3/8"
32002	3" Extension	32214	7/16"
32003	6" Extension	32216	1/2"
32004	10" Extension	32218	9/16"
32005	15" Flex Handle Breaker Bar	32220	5/8"
32006	Universal Joint	32222	11/16"
32008	1/2" F X 3/8" M Adapter	32224	3/4"
32009	1/2" F X 3/4" M Adapter	32226	19/16"
		32228	7/8"
		32230	15/16"
		32232	1"
		32234	1 1/16"
		32236	1 1/8"
		32238	1 3/16"
		32240	1 1/4"

#### Features

- All tools are professional quality, made of high-grade chrome vanadium steel.
- Sockets feature SUPERTORQUE® lobular openings for greater turning power without deforming the fastener.
- Packed in rugged high-density polyethylene (HDPE) cases that are strong and durable yet light in weight.
- Case is shock proof at both high and low temperatures, equipped with heavy-duty metal latches and hinges.
- Two-component handles are easy to grip and comfortable to carry.



50609



## 25 PIECE 1/2" DRIVE BASIC TOOL SET

### 12 Point Rugged-Case-System Tool Set, Metric

Product Code	Description
50619	25 Piece Basic Tool Set, Metric

#### Contents Include:

1/2" Drive Tools:		1/2" Drive Shallow 12-Point Sockets	
Product Code	Description	Product Code	Size (MM)
32001	9 7/8" Quick-Release Ratchet	32610	10
32002	3" Extension	32611	11
32003	6" Extension	32612	12
32004	10" Extension	32613	13
32005	15" Flex Handle Breaker Bar	32614	14
32006	Universal Joint	32615	15
32008	1/2" F X 3/8" M Adapter	32616	16
32009	1/2" F X 3/4" M Adapter	32617	17
		32618	18
		32619	19
		32620	20
		32621	21
		32622	22
		32624	24
		32627	27
		32630	30
		32632	32

#### Features

- All tools are professional quality, made of high-grade chrome vanadium steel.
- Sockets feature SUPERTORQUE® lobular openings for greater turning power without deforming the fastener.
- Packed in rugged high-density polyethylene (HDPE) cases that are strong and durable yet light in weight.
- Case is shock proof at both high and low temperatures, equipped with heavy-duty metal latches and hinges.
- Two-component handles are easy to grip and comfortable to carry.



50619







50668



50667



50669

WILLIAMS

12 F

## 23 PIECE 1/2" DRIVE SOCKET AND DRIVE TOOL SET

### 12 Point Compact Case Tool Set, SAE

Product Code	Description
50668	23 Piece 1/2" Drive Socket and Drive Tool Set

#### Contents Include:

1/2" Drive Tools:		1/2" Drive Deep 12 Point Sockets	
Product Code	Description	Product Code	Size (Inches)
32001	9 7/8" Pear Head Ratchet	32416	1/2
32005	15 1/2" Flex Handle	32418	9/16
32003	6" Extension	32420	5/8
		32422	11/16
		32424	3/4
		32426	13/16
		32428	7/8

1/2" Drive Shallow 12 Point Sockets:		1/2" Drive Shallow 12 Point Sockets:	
Product Code	Size (Inches)	Product Code	Size (Inches)
32114	7/16	32224	3/4
32216	1/2	32226	13/16
32218	9/16	32228	7/8
32220	5/8	32230	15/16
32222	11/16	32232	1
		32234	1 1/16
		32236	1 1/8
		32240	1 1/4

#### Features

- All tools are professional quality, made of high-grade chrome vanadium steel
- Sockets feature SUPERTORQUE® lobular openings for greater turning power without deforming the fastener
- Packed in rugged compact high-density polyethylene (HDPE) cases that are strong and durable yet light in weight

WILLIAMS

12 F

## 12 PIECE 1/2" DRIVE SOCKET AND DRIVE TOOL SET

### 12 Point Compact Case Tool Set, SAE

Product Code	Description
50667	12 Piece 1/2" Drive Socket and Drive Tool Set

#### Contents Include:

1/2" Drive Tools:	
Product Code	Description
32001	9 7/8" Pear Head Ratchet
32003	6" Extension

1/2" Drive Shallow 12 Point Sockets:		1/2" Drive Shallow 12 Point Sockets:	
Product Code	Size (Inches)	Product Code	Size (Inches)
32216	1/2	32224	3/4
32218	9/16	32226	13/16
32220	5/8	32228	7/8
32222	11/16	32230	15/16
		32232	1
		32236	1 1/8

#### Features

- All tools are professional quality, made of high-grade chrome vanadium steel
- Sockets feature SUPERTORQUE® lobular openings for greater turning power without deforming the fastener
- Packed in rugged compact high-density polyethylene (HDPE) cases that are strong and durable yet light in weight

WILLIAMS

12 M

## 12 PIECE 1/2" DRIVE SOCKET AND DRIVE TOOL SET

### 12 Point Compact Case Tool Set, MM

Product Code	Description
50669	12 Piece 1/2" Drive Socket and Drive Tool Set

#### Contents Include:

1/2" Drive Tools:	
Product Code	Description
32001	9 7/8" Pear Head Ratchet
32003	6" Extension

1/2" Drive Shallow 12 Point Sockets:		1/2" Drive Shallow 12 Point Sockets:	
Product Code	Size (MM)	Product Code	Size (MM)
32612	12	32616	16
32613	13	32617	17
32614	14	32618	18
32615	15	32619	19
		32622	22
		32624	24

#### Features

- All tools are professional quality, made of high-grade chrome vanadium steel
- Sockets feature SUPERTORQUE® lobular openings for greater turning power without deforming the fastener
- Packed in rugged compact high-density polyethylene (HDPE) cases that are strong and durable yet light in weight

1/2" DRIVE

SOCKETS AND  
DRIVE TOOLS



## 1/2" DRIVE ENCLOSED HEAD RATCHETS

**Williams® Sealed Narrow Head Design,  
Chrome and Black Industrial Finish**

Product Code	Description	Length (Inches)	Number of Teeth
S-52EHA	Chrome Finish Enclosed Head Ratchet	10 1/4	36
S-52EHLA	Chrome Finish Enclosed Head Ratchet, Long	15	36
SB-52EHLA	Black Industrial Finish Enclosed Head Ratchet, Long	15	36
S-52EHFA	Chrome Finish Flex Head Ratchet	14 1/4	36
SB-52EHA	Black Industrial Finish Enclosed Head Ratchet	10 1/4	36
S-52EHRKA	Repair Kit "EHA" Model Enclosed Head Ratchets		

Fed. Spec: ANSI B107.10M



### Features

- Enclosed head is sealed to prevent dust, dirt, and liquids from entering head, preserving internal lubrication.
- Forged one-piece ratchet provide strength and safety for industrial applications.
- Smooth comfort-grip handle permits all-day use without gloves.
- 36 tooth gear with 10 degree of engagement allows engagement in tight working areas.
- Nickel/Chrome plating provides increase protection from rust and corrosion.
- Chrome finish models feature mirror-like exterior that can be easily cleaned after each use.
- Single Pawl ratchet design:
  - 1) Designed for tighter tolerances between pawl and gear which reduces metal fatigue and slippage under load.
  - 2) Does not require as many working parts, reducing possible breakage and parts to repair.
- Easy access reverse lever allows user to change working direction quickly and easily with only one hand.



SB-52EHA



S-52EHLA



SB-52EHLA



S-52EHFA



S-52EHA



## 1/2" DRIVE ROUND HEAD RATCHETS

**Knurled Handle, Chrome and Black Industrial Finish**

Product Code	Description	Length (Inches)	Number of Teeth
S-52A	Chrome Finish Round Head Ratchet	11 5/16	72
S-53A	Chrome Finish Round Head Ratchet, Long	15	72
BS-52A	Black Industrial Finish Round Head Ratchet	11 5/16	72
S-52ARK	Repair Kit		

Fed. Spec: ANSI B107.10M



### Features

- Double pawl design with 72 teeth action provides a 5° ratcheting angle.
- Shift lever reverses action instantly.
- Knurled handle provides a non-slip grip.
- Chrome finish models provides increased protection from rust and corrosion.



S-53A



BS-52A



S-52A



## 1/2" DRIVE ROUND HEAD LINEMAN'S RATCHET

**Knurled Handle, Chrome Finish**

Product Code	Description	Length (Inches)	Number of Teeth
S-52LAB	Round Head Lineman's Ratchet	11 5/16	72
S-52LARK	Repair Kit		

Fed. Spec: ANSI B107.10M



### Features

- Same features as other Williams' round head ratchets.
- Extra-large shift lever allows easy reversal even when wearing gloves.



S-52LAB





BS-71CBA



BS-62



BS-63A



BS-63B



**TOOLS @ HEIGHT**  
DROP PREVENTION SYSTEM



S-40AA



SB-40AA



BS-41AA



S-20A



S-10A



S-15A



S-41AA

**WILLIAMS**

## 1/2" DRIVE NARROW HEAD CONSTRUCTION RATCHET

### Knurled Handle, Black Industrial Finish

Product Code	Description	Length (Inches)	Number of Teeth
BS-71CBA	Narrow Head Construction Ratchet	15 13/16	36
BS-71ARKA	Repair Kit		

Fed. Spec: ANSI B107.10M



### Features

- 36 tooth gear with 10 degree of engagement allows engagement in tight working areas.
- Extra-large shift lever reverses action instantly and easily, even when wearing gloves.
- Tapered spud handle easily lines up bolt holes.

**WILLIAMS**

## 1/2" DRIVE SCAFFOLDING RATCHET

Product Code	Description	Product Code	Description
BS-62	Scaffolding Ratchet with out pry bar	BS-63BTIP	Hammer Tip
BS-63A	Scaffolding Ratchet with reversed pry bar	BS-63BBAR	Pry Bar
BS-63B	Scaffolding Ratchet with pry bar		
BS-63BRK	Repair Kit		



### Features

- 1/2" Drive with pinned 7/8" 6-point socket, 2-1/4" length
- 36 tooth gear with 10 degree of engagement allows engagement in tight working areas
- Bronze hammer head reduces rebound
- Pry bar handle provide alignment option
- Socket feature SUPERTORQUE lobular opening for greater turning power without deforming the fastener
- Easy access reversing lever allows user to change working direction quickly and easily with only one hand
- Tethering device attached to handle
- Repair kit includes ratchet repair kit and cover plate

**WILLIAMS**

## 1/2" DRIVE HANDLES

### Knurled Handle, Chrome and Black Industrial Finish

Product Code	Description	Length (Inches)
S-40AA	Chrome Flex Handle	10 13/16
SB-40AA	Black Industrial Finish Flex Handle	10 13/16
S-41AA	Chrome Flex Handle	15 1/2
BS-41AA	Black Industrial Finish Flex Handle	15 1/2
S-20A	Sliding T-Handle	12
S-10A	Speeder Handle	13 5/8
S-15A	Speeder Handle	18 1/16
S-41RK	Flex Handle Repair Kit	

Fed. Spec: ANSI B107.10M



### Features

- Chrome plating provides increased protection from rust and corrosion.
- Drive handles provide extra leverage with greater strength than ratchets.
- Speeder handle is ideal for fast turn down of fasteners.

1/2" DRIVE

SOCKETS AND  
DRIVE TOOLS



## 1/2" DRIVE EXTENSIONS AND ACCESSORIES

### High-Polished Chrome Finish

Product Code	Description	Length (Inches)
S-102P	Extension	2
S-110P	Extension	5
S-115P	Extension	10
S-121P	Extension	20
S-140A	Universal Joint	2 1/16
S-70	Ratchet Spinner Disk	1 9/16

Fed. Spec: ANSI B107.10M

### WSS-3XT 3 Piece Extension Set in Pouch

#### Contents Include:

Product Code	Size (Inches)
S-102P	2
S-110P	5
S-115P	10

#### Features

- Chrome plating provides increased protection from rust and corrosion.
- Ball and spring socket retention.
- Spinner disk is ideal for fast turn down of fasteners.



S-70

S-140A



WSS-3XT

S-110P



## 1/2" DRIVE ADAPTORS AND EXTENSION ADAPTERS

### High-Polished Chrome and Black Oxide Finish

Product Code	Length (Inches)	Male End (Inches)	Female End (Inches)
<b>Chrome Finish Adapter</b>			
SH-130	1 15/16	3/4	1/2
<b>Black Industrial Finish Adapters</b>			
SH-130B	1 15/16	3/4	1/2
SH-131BF	2 5/16	1/2	3/4
<b>Black Industrial Finish Extension Adapters</b>			
BS-05B	5	3/8	1/2
BS-12B	12	3/8	1/2

Fed. Spec: ANSI B107.10M

#### Features

- Ball and spring socket retention.
- Extension adapters offer convenience of extension and adapter in one tool.



BS-05B

BS-12B



SH-130

SH-131BA

SH-130B



## 1/2" DRIVE STUD REMOVER

### Satin Chrome Finish

Product Code	Description	Length (Inches)	Capacity (Inches)
S-60E	Stud Remover	2 7/16	1/2 to 3/4

Fed. Spec: ANSI B107.10M

#### Features

- Knurled wheel grips studs during removal.
- Drive shank extends through both sides of housing for even bearing surface.
- Capacity is 1/2" to 3/4" stud diameter.



S-60E







## WILLIAMS®

### 1/2" DRIVE RATCHETS AND HANDLES

#### High-Polished Chrome Finish

Product Code	Description	Length (Inches)	Repair Kit
32001	40 Tooth Quick-Release Ratchet	9 7/8	32001RK
32011	Ultra-Fine 60-Tooth Ratchet	9 7/8	32011RK
32005	Flex Handle	15	
11920	Flex Handle, Comb. 3/8" x 1/2" Drive	10	
32007	Sliding T-Handle	15	

Fed. Spec: ANSI B107.10M

#### Features

- Ball and spring socket retention.
- Williams 1/2" Drive Ratchets Feature:
- Ultra-fine 60 tooth model offers 6° tooth action in a narrow pear head
- Unique Finger-Fit handles to provide a comfortable, non-slip grip and extra turning power.
- Choice of 38-tooth quick-release or 60-tooth ultra-fine gear.
- Narrow pear-shaped heads for access into confined work areas.
- High-polished chrome finish for easy cleaning.
- Unique combination 3/8" x 1/2" drive flex handle offers convenience of both drive sizes on one handle.

## WILLIAMS®

### 1/2" DRIVE EXTENSIONS AND ACCESSORIES

#### High-Polished Chrome Finish

Product Code	Description	Length (Inches)
32002	Extension	3
32003	Extension	6
32004	Extension	10
32006	Universal Joint	2 11/16
32008	Adaptor, 1/2" F x 3/8" M	1 7/16
32009	Adaptor, 1/2" F x 3/4" M	1 3/4
32023	Locking Extension	3
32024	Locking Extension	6
32025	Locking Extension	10
32026	Locking Extension	12
32027	Locking Extension	18
32028	Locking Extension	24

Fed. Spec: ANSI B107.10M

#### Features

- Chrome plating provides increased protection from rust and corrosion.
- Ball and spring socket retention.

## WILLIAMS®

### 6 PIECE 1/2" DRIVE RATCHET AND DRIVE TOOL SET

#### Furnished in Pouch

Product Code	Description
32920	6 Piece 1/2" Drive Ratchet and Accessory Set

#### Contents Include:

Product Code	Description	Product Code	Description
32001	9 7/8" Quick-Release Ratchet	32005	15" Flex Handle Breaker Bar
32002	3" Extension	32006	Universal Joint
32004	10" Extension	32007	15" Sliding T-Handle

#### Features

- All tools are professional quality, made of high-grade chrome vanadium steel.

## 1/2" DRIVE SHALLOW 12 POINT SOCKETS, SAE

High-Polished Chrome Finish

Product Code	Size (Inches)	A		B		C		D		E		F
		OAL (Inches)	Drive End Diameter (Inches)	Working End Diameter (Inches)	Broach Depth (Inches)	Bolt Clearance Depth (Inches)	Bolt Clearance Diameter (Inches)	Nose Length (Inches)				
ST-1212	3/8	1 1/2	29/32	19/32	5/16	7/8	11/32	23/32				
ST-1214	7/16	1 1/2	29/32	21/32	3/8	7/8	13/32	23/32				
ST-1216	1/2	1 1/2	29/32	3/4	3/8	7/8	15/32	23/32				
ST-1218	9/16	1 1/2	29/32	13/16	3/8	7/8	15/32	23/32				
ST-1219	19/32	1 1/2	29/32	7/8	3/8	7/8	15/32	23/32				
ST-1220	5/8	1 1/2	29/32	29/32	9/16	7/8	15/32	-				
ST-1221	21/32	1 1/2	31/32	31/32	19/32	7/8	15/32	-				
ST-1222	11/16	1 1/2	31/32	31/32	13/16	27/32	5/8	-				
ST-1224	3/4	1 1/2	1 1/32	1 1/32	13/16	27/32	23/32	-				
ST-1225	29/32	1 1/2	1 1/16	1 1/16	13/16	27/32	3/4	-				
ST-1226	13/16	1 1/2	1 1/8	1 1/8	13/16	27/32	29/32	-				
ST-1228	7/8	1 1/2	1 3/16	1 3/16	13/16	13/16	7/8	-				
ST-1230	15/16	1 17/32	1 9/32	1 9/32	13/16	27/32	29/32	-				
ST-1231	31/32	1 9/16	1 5/16	1 5/16	1 5/16	27/32	15/16	-				
ST-1232	1	1 9/16	1 11/32	1 11/32	1 11/32	27/32	31/32	-				
ST-1234	1 1/16	1 11/16	1 7/16	1 7/16	1 7/16	31/32	1 1/16	-				
ST-1236	1 1/8	1 3/4	1 1/2	1 1/2	1 1/2	1 1/16	1 1/8	-				
ST-1238	1 3/16	1 3/4	1 5/8	1 5/8	1	1 1/32	1 5/32	-				
ST-1240	1 1/4	1 7/8	1 11/16	1 11/16	1 1/8	1 5/32	1 1/4	-				
ST-1242	1 5/16	1 7/8	1 3/4	1 3/4	1 1/32	1 5/32	1 9/32	-				
ST-1244	1 3/8	2 1/16	1 13/16	1 13/16	1	1 3/16	1 11/32	-				
ST-1246	1 7/16	2 1/4	1 15/16	1 15/16	1 1/32	1 1/2	1 1/8	-				
ST-1248	1 1/2	2 1/4	2	2	1 1/16	1 1/2	1 1/8	-				

Fed. Spec: ANSI B107.110



ST-1220 ST-1212

### WSS-15RC 15 Piece 1/2" Drive Shallow 12-Point Socket Set on Clip Rail

Contents Include:

Product Code	Size (Inches)	Product Code	Size (Inches)	Product Code	Size (Inches)
ST-1212	3/8	ST-1222	11/16	ST-1232	1
ST-1214	7/16	ST-1224	3/4	ST-1234	1 1/16
ST-1216	1/2	ST-1226	13/16	ST-1236	1 1/8
ST-1218	9/16	ST-1228	7/8	ST-1238	1 3/16
ST-1220	5/8	ST-1230	15/16	ST-1240	1 1/4



WSS-15RC

### WSS-23RC 23 Piece 1/2" Drive Shallow 12-Point Socket Set on Clip Rail

Contents Include:

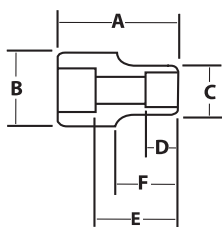
Product Code	Size (Inches)	Product Code	Size (Inches)	Product Code	Size (Inches)	Product Code	Size (Inches)
ST-1212	3/8	ST-1221	21/32	ST-1230	15/16	ST-1240	1 1/4
ST-1214	7/16	ST-1222	11/16	ST-1231	31/32	ST-1242	1 5/16
ST-1216	1/2	ST-1224	3/4	ST-1232	1	ST-1244	1 3/8
ST-1218	9/16	ST-1225	25/32	ST-1234	1 1/16	ST-1246	1 7/16
ST-1219	19/32	ST-1226	13/16	ST-1236	1 1/8	ST-1248	1 1/2
ST-1220	5/8	ST-1228	7/8	ST-1238	1 3/16		

### Features

- SUPERTORQUE® lobular openings for greater turning power without deforming the fastener.
- Designed for quick engagement on both 6 and 12 point fasteners.



WSS-23RC



32220

32212

## 1/2" DRIVE SHALLOW 12 POINT SOCKETS, SAE

### High-Polished Chrome Finish

Product Code	Size (Inches)	A OAL (Inches)	B Drive End Diameter (Inches)	C Working End Diameter (Inches)	D Broach Depth (Inches)	E Bolt Clearance Depth (Inches)	F Bolt Clearance Diameter (Inches)	Nose Length (Inches)
32212	3/8	1 1/2	7/8	5/8	1/2	25/32	5/16	23/32
32214	7/16	1 1/2	7/8	11/16	1/2	27/32	13/32	11/16
32216	1/2	1 1/2	7/8	3/4	17/32	27/32	15/32	23/32
32218	9/16	1 1/2	7/8	13/16	27/32	17/32	17/32	11/16
32220	5/8	1 1/2	29/32	29/32	17/32	27/32	9/16	-
32222	11/16	1 1/2	31/32	31/32	9/16	27/32	21/32	-
32224	3/4	1 1/2	1	1	3/4	29/32	23/32	-
32226	13/16	1 1/2	1 1/8	1 1/8	29/32	31/32	25/32	-
32228	7/8	1 5/8	1 3/16	1 3/16	7/8	1 1/32	7/8	-
32230	15/16	1 5/8	1 1/4	1 1/4	7/8	1 3/32	29/32	-
32232	1	1 5/8	1 5/16	1 5/16	7/8	1 3/16	31/32	-
32234	1 1/16	1 3/4	1 7/16	1 7/16	31/32	1 3/32	1 1/16	-
32236	1 1/8	1 3/4	1 1/2	1 1/2	31/32	1 1/16	1 5/32	-
32238	1 3/16	1 3/4	1 9/16	1 9/16	31/32	1 1/16	1 1/4	-
32240	1 1/4	1 3/4	1 11/16	1 21/32	31/32	1 5/16	1 1/4	-
32242	1 5/16	1 47/64	1 1/2	1 47/64	59/64	59/64	1 3/16	-
32244	1 3/8	1 47/64	1 37/64	1 53/64	59/64	59/64	1 17/64	-
32246	1 7/16	1 31/32	1 21/32	1 57/64	1 1/16	1 1/16	1 11/32	-
32248	1 1/2	1 31/32	1 11/16	1 31/32	1 1/8	1 1/2	1 1/8	-

Fed. Spec: ANSI B107.110

### 32922 9 Piece 1/2" Drive Shallow 12-Point Socket Set on Clip Rail

#### Contents Include:

Product Code	Size (Inches)	Product Code	Size (Inches)	Product Code	Size (Inches)
32216	1/2	32222	11/16	32228	7/8
32218	9/16	32224	3/4	32230	15/16
32220	5/8	32226	13/16	32232	1



32922

### 32924 16 piece 1/2" Drive Shallow 12 Point Socket Set on Clip Rails

#### Contents Include:

Product Code	Size (Inches)	Product Code	Size (Inches)	Product Code	Size (Inches)	Product Code	Size (Inches)
32212	3/8	32220	5/8	32228	7/8	32236	1 1/8
32214	7/16	32222	11/16	32230	15/16	32238	1 3/16
32216	1/2	32224	3/4	32232	1	32240	1 1/4
32218	9/16	32226	13/16	32234	1 1/16	32248	1 1/2



32924

### 32925 19 piece 1/2" Drive Shallow 12 Point Socket Set on Clip Rails

#### Contents Include:

Product Code	Size (Inches)	Product Code	Size (Inches)	Product Code	Size (Inches)	Product Code	Size (Inches)
32212	3/8	32222	11/16	32232	1	32242	1 5/16
32214	7/16	32224	3/4	32234	1 1/16	32244	1 3/8
32216	1/2	32226	13/16	32236	1 1/8	32246	1 7/16
32218	9/16	32228	7/8	32238	1 3/8	32248	1 1/2
32220	5/8	32230	15/16	32240	1 1/4		



32925

#### Features

- SUPERTORQUE® lobular openings for greater turning power without deforming the fastener.
- Designed for quick engagement on both 6 and 12 point fasteners.

1/2" DRIVE

SOCKETS AND  
DRIVE TOOLS

## 1/2" DRIVE SHALLOW SOCKETS, 6 POINT, SAE

High-Polished Chrome Finish

Product Code	Size (Inches)	A		B		C		D		E		F	
		OAL (Inches)	Drive End Diameter (Inches)	Working End Diameter (Inches)	Broach Depth (Inches)	Bolt Clearance Depth (Inches)	Bolt Clearance Diameter (Inches)	Nose Length (Inches)					
ST-612	3/8	1 1/2	29/32	19/32	5/16	7/8	11/32	23/32					
ST-614	7/16	1 1/2	29/32	21/32	3/8	7/8	13/32	23/32					
ST-616	1/2	1 1/2	29/32	3/4	3/8	7/8	15/32	23/32					
ST-618	9/16	1 1/2	29/32	13/16	3/8	7/8	15/32	23/32					
ST-619	19/32	1 1/2	29/32	7/8	3/8	7/8	15/32	23/32					
ST-620	5/8	1 1/2	29/32	29/32	9/16	7/8	15/32	-					
ST-622	11/16	1 1/2	31/32	31/32	19/16	27/32	5/8	-					
ST-624	3/4	1 1/2	1 1/32	1 1/32	13/16	27/32	23/32	-					
ST-625	29/32	1 1/2	1 1/16	1 1/16	19/16	27/32	3/4	-					
ST-626	13/16	1 1/2	1 1/8	1 1/8	13/16	27/32	29/32	-					
ST-628	7/8	1 1/2	1 9/16	1 9/16	19/16	19/16	7/8	-					
ST-630	15/16	1 17/32	1 9/32	1 9/32	19/16	27/32	29/32	-					
ST-632	1	1 9/16	1 11/32	1 11/32	27/32	7/8	31/32	-					
ST-634	1 1/16	1 11/16	1 7/16	1 7/16	31/32	1	1 1/16	-					
ST-636	1 1/8	1 3/4	1 1/2	1 1/2	1 1/2	1 1/16	1 1/8	-					
ST-640	1 1/4	1 7/8	1 11/16	1 11/16	1 1/8	1 5/32	1 1/4	-					

Fed. Spec: ANSI B107.1



ST-620

ST-612

### WSS-14HRC 14 Piece 1/2" Drive Shallow 6 Point Socket Set on Clip Rail

**Contents Include:**

Product Code	Size (Inches)	Product Code	Size (Inches)	Product Code	Size (Inches)
ST-612	3/8	ST-622	11/16	ST-632	1
ST-614	7/16	ST-624	3/4	ST-634	1 1/16
ST-616	1/2	ST-626	13/16	ST-636	1 1/8
ST-618	9/16	ST-628	7/8	ST-640	1 1/4
ST-620	5/8	ST-630	15/16		

**Features**

- SUPERTORQUE® lobular openings for greater turning power without deforming the fastener.
- Designed for maximum engagement on 6 point fasteners.

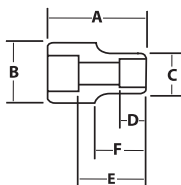


WSS-14HRC





## 1/2" DRIVE SHALLOW 6 POINT SOCKETS, SAE



### High-Polished Chrome Finish

Product Code	Size (Inches)	A		B		C		D		E		F	
		OAL (Inches)	Drive End Diameter (Inches)	Working End Diameter (Inches)	Broach Depth (Inches)	Bolt Clearance Depth (Inches)	Bolt Clearance Diameter (Inches)	Nose Length (Inches)					
32112	3/8	1 1/2	7/8	5/8	1/2	25/32	5/16	23/32					
32114	7/16	1 1/2	7/8	11/16	1/2	27/32	13/32	11/16					
32116	1/2	1 1/2	7/8	3/4	17/32	27/32	15/32	23/32					
32118	9/16	1 1/2	7/8	13/16	17/32	27/32	17/32	11/16					
32120	5/8	1 1/2	29/32	17/32	29/32	27/32	9/16	-					
32122	11/16	1 1/2	31/32	31/32	9/16	27/32	21/32	-					
32124	3/4	1 1/2	1	1	3/4	29/32	23/32	-					
32126	13/16	1 1/2	1 1/8	1 1/8	25/32	31/32	25/32	-					
32128	7/8	1 3/8	1 3/16	1 3/16	7/8	1 1/32	7/8	-					
32130	15/16	1 5/8	1 1/4	1 1/4	7/8	1 5/32	29/32	-					
32132	1	1 3/8	1 9/16	1 5/16	7/8	1 1/16	31/32	-					
32134	1 1/16	1 3/4	1 7/16	1 7/16	31/32	1 9/32	1 1/16	-					
32136	1 1/8	1 3/4	1 1/2	1 1/2	31/32	1 5/16	1 5/32	-					
32138	1 3/16	1 3/4	1 9/16	1 9/16	31/32	1 1/16	1 1/4	-					
32140	1 1/4	1 3/4	1 11/16	1 21/32	31/32	1 1/8	1 1/4	-					
32142	1 5/16	1 47/64	1 1/2	1 47/64	59/64	59/64	1 3/16	-					
32144	1 3/8	1 47/64	1 37/64	1 53/64	59/64	59/64	1 17/64	-					
32146	1 7/16	1 31/32	1 21/32	1 57/64	1 1/16	1 1/16	1 11/32	-					
32148	1 1/2	1 31/32	1 11/16	1 31/32	1 1/8	1 1/2	1 1/8	-					

Fed. Spec: ANSI B107.110



### 32934 9 Piece 1/2" Drive Shallow 6-Point Socket Set on Clip Rail

#### Contents Include:

Product Code	Size (Inches)	Product Code	Size (Inches)	Product Code	Size (Inches)
32116	1/2	32122	11/16	32128	7/8
32118	9/16	32124	3/4	32130	15/16
32120	5/8	32126	13/16	32132	1



32934

### 32937 16 Piece 1/2" Drive Shallow 6-Point Socket Set on Clip Rail

#### Contents Include:

Product Code	Size (Inches)	Product Code	Size (Inches)	Product Code	Size (Inches)	Product Code	Size (Inches)
32112	3/8	32120	5/8	32128	7/8	32136	1 1/8
32114	7/16	32122	11/16	32130	15/16	32138	1 3/16
32116	1/2	32124	3/4	32132	1	32140	1 1/4
32118	9/16	32126	13/16	32134	1 1/16	32148	1 1/2



32937

### 32938 19 piece 1/2" Drive Shallow 6 Point Socket Set on Clip Rails

#### Contents Include:

Product Code	Size (Inches)	Product Code	Size (Inches)	Product Code	Size (Inches)	Product Code	Size (Inches)
32112	3/8	32122	11/16	32132	1	32142	1 5/16
32114	7/16	32124	3/4	32134	1 1/16	32144	1 3/8
32116	1/2	32126	13/16	32136	1 1/8	32146	1 7/16
32118	9/16	32128	7/8	32138	1 3/16	32148	1 1/2
32120	5/8	32130	15/16	33140	1 1/4		



32938

#### Features

- SUPERTORQUE® lobular openings for greater turning power without deforming the fastener.
- Designed for quick engagement on 6 point fasteners.



**1/2" DRIVE CROWFOOT WRENCH, OPEN END SAE**

**Satin Chrome Finish, SAE**

Product Code	Size (Inches)	A Outside Diameter (Inches)	C Center to Center (Inches)	E Head Depth (Inches)	F Total Depth (Inches)
SCOE30	15/16"	1 27/32	1 15/32	11/32	5/8
SCOE32	1"	1 31/32	1 11/16	23/64	5/8
SCOE34	1 1/16"	2 3/32	1 3/4	3/8	5/8
SCOE36	1 1/8"	2 7/32	1 3/4	3/8	5/8
SCOE38	1 3/16"	2 11/32	1 3/4	13/32	5/8
SCOE40	1 1/4"	2 15/32	2	13/32	5/8
SCOE42	1 5/16"	2 19/32	2	7/16	5/8
SCOE44	1 3/8"	2 23/32	2	7/16	5/8
SCOE46	1 7/16"	2 27/32	2	7/16	5/8
SCOE48	1 1/2"	2 31/32	2	15/32	5/8
SCOE50	1 9/16"	2 31/32	1 31/32	15/32	5/8
SCOE52	1 5/8"	3 7/32	1 31/32	1/2	5/8
SCOE54	1 11/16"	3 1/3	2 3/16	1/2	5/8
SCOE56	1 3/4"	3 15/32	2 3/16	17/32	5/8
SCOE58	1 13/16"	3 19/32	2 3/16	17/32	5/8
SCOE60	1 7/8"	3 23/32	2 3/16	9/16	5/8
SCOE64	2"	3 31/32	2 7/32	9/16	5/8
SCOE68	2 1/8"	3 31/32	2 7/32	37/64	5/8
SCOE72	2 1/4"	3 31/32	2 13/32	37/64	5/8
SCOE76	2 3/8"	4 3/8	2 31/64	19/32	5/8
SCOE78	2 7/16"	4 3/8	2 7/16	19/32	5/8
SCOE80	2 1/2"	4 3/8	2 19/32	19/32	5/8



**WSSCOE-7 7 Piece 1/2" Drive Crowfoot Wrenches on Clip Rails, SAE**

**Contents Include:**

Product Code	Size (Inches)	Product Code	Size (Inches)	Product Code	Size (Inches)
SCOE30	15/16"	SCOE34	1 1/16"	SCOE40	1 1/4"
SCOE32	1"	SCOE36	1 1/8"	SCOE46	1 7/16"
				SCOE48	1 1/2"

**Features**

- Crowfoot wrenches are professional quality, made of high grade steel.
- Featuring an open end with a continuous arc for constant contact with the fastener for greater turning power without deforming the fastener.




WSSCOE-7

WILLIAMS



## 1/2" DRIVE CROWFOOT WRENCH, OPEN END, SAE

### High Polished Chrome Finish



Product Code	Size (Inches)	Overall Length (Inches)	Diameter of Head (Inches)	Thickness of Head (Inches)	Thickness of Drive End (Inches)	Length of Centers (Inches)
10810	1 <sup>5</sup> / <sub>16</sub>	2 <sup>5</sup> / <sub>8</sub>	1 <sup>7</sup> / <sub>8</sub>	5/ <sub>16</sub>	1/2	1 <sup>5</sup> / <sub>8</sub>
10811	1	2 <sup>5</sup> / <sub>8</sub>	2	5/ <sub>16</sub>	1/2	1 <sup>5</sup> / <sub>8</sub>
10812	1 <sup>1</sup> / <sub>16</sub>	2 <sup>3</sup> / <sub>4</sub>	2	5/ <sub>16</sub>	1/2	1 <sup>3</sup> / <sub>4</sub>
10813	1 <sup>1</sup> / <sub>8</sub>	2 <sup>3</sup> / <sub>4</sub>	2 <sup>7</sup> / <sub>32</sub>	5/ <sub>16</sub>	1/2	1 <sup>3</sup> / <sub>4</sub>
10814	1 <sup>3</sup> / <sub>16</sub>	3	2 <sup>5</sup> / <sub>16</sub>	3/ <sub>8</sub>	1/2	1 <sup>7</sup> / <sub>8</sub>
10815	1 <sup>1</sup> / <sub>4</sub>	3	2	3/ <sub>8</sub>	1/2	1 <sup>7</sup> / <sub>8</sub>
10816	1 <sup>5</sup> / <sub>16</sub>	3	2.56	3/ <sub>8</sub>	1/2	2
10817	1 <sup>3</sup> / <sub>8</sub>	3	2.68	3/ <sub>8</sub>	1/2	2
10818	1 <sup>7</sup> / <sub>16</sub>	3 <sup>7</sup> / <sub>32</sub>	3	3/ <sub>8</sub>	1/2	2
10819	1 <sup>1</sup> / <sub>2</sub>	3 <sup>7</sup> / <sub>32</sub>	3	3/ <sub>8</sub>	1/2	2
10820	1 <sup>9</sup> / <sub>16</sub>	3 <sup>3</sup> / <sub>8</sub>	3	1/2	1/2	2
10821	1 <sup>5</sup> / <sub>8</sub>	3 <sup>3</sup> / <sub>8</sub>	3 <sup>1</sup> / <sub>4</sub>	1/2	1/2	2
10822	1 <sup>11</sup> / <sub>16</sub>	3 <sup>1</sup> / <sub>2</sub>	3 <sup>3</sup> / <sub>16</sub>	1/2	1/2	2 <sup>7</sup> / <sub>32</sub>
10823	1 <sup>3</sup> / <sub>4</sub>	3 <sup>1</sup> / <sub>2</sub>	3 <sup>1</sup> / <sub>2</sub>	1/2	1/2	2 <sup>7</sup> / <sub>32</sub>
10824	1 <sup>13</sup> / <sub>16</sub>	3 <sup>1</sup> / <sub>2</sub>	3 <sup>1</sup> / <sub>2</sub>	1/2	1/2	2 <sup>7</sup> / <sub>32</sub>
10825	1 <sup>7</sup> / <sub>8</sub>	3 <sup>1</sup> / <sub>2</sub>	3 <sup>1</sup> / <sub>2</sub>	1/2	1/2	2 <sup>7</sup> / <sub>32</sub>
10826	1 <sup>15</sup> / <sub>16</sub>	3 <sup>1</sup> / <sub>2</sub>	3 <sup>1</sup> / <sub>2</sub>	1/2	1/2	2 <sup>7</sup> / <sub>32</sub>
10827	2	3 <sup>3</sup> / <sub>4</sub>	4	1/2	1/2	2 <sup>1</sup> / <sub>4</sub>
10828	2 <sup>1</sup> / <sub>16</sub>	3 <sup>3</sup> / <sub>4</sub>	4	1/2	1/2	2 <sup>1</sup> / <sub>4</sub>
10829	2 <sup>1</sup> / <sub>8</sub>	4	4	1/2	1/2	2 <sup>1</sup> / <sub>2</sub>
10830	2 <sup>3</sup> / <sub>16</sub>	4	4	1/2	1/2	2 <sup>1</sup> / <sub>2</sub>
10831	2 <sup>1</sup> / <sub>4</sub>	4	4 <sup>7</sup> / <sub>32</sub>	1/2	1/2	2 <sup>1</sup> / <sub>2</sub>
10832	2 <sup>3</sup> / <sub>16</sub>	4	4 <sup>7</sup> / <sub>32</sub>	1/2	1/2	2 <sup>1</sup> / <sub>2</sub>
10833	2 <sup>3</sup> / <sub>8</sub>	4 <sup>1</sup> / <sub>4</sub>	4 <sup>1</sup> / <sub>4</sub>	1/2	1/2	2 <sup>1</sup> / <sub>2</sub>
10834	2 <sup>7</sup> / <sub>16</sub>	4 <sup>1</sup> / <sub>4</sub>	4 <sup>3</sup> / <sub>8</sub>	1/2	1/2	2 <sup>1</sup> / <sub>2</sub>
10835	2 <sup>1</sup> / <sub>2</sub>	4 <sup>1</sup> / <sub>4</sub>	4 <sup>3</sup> / <sub>8</sub>	1/2	1/2	2 <sup>1</sup> / <sub>2</sub>

### 10842 7 Piece 1/2" Drive Crowfoot Wrenches on Clip Rails

#### Contents Include:

Product Code	Size (Inches)	Product Code	Size (Inches)	Product Code	Size (Inches)
10810	1 <sup>5</sup> / <sub>16</sub>	10813	1 <sup>1</sup> / <sub>8</sub>	10818	1 <sup>7</sup> / <sub>16</sub>
10811	1	10815	1 <sup>1</sup> / <sub>4</sub>	10819	1 <sup>1</sup> / <sub>2</sub>
10812	1 <sup>1</sup> / <sub>16</sub>				

### 10840 12 Piece 1/2" Drive Crowfoot Wrenches on Clip Rails

#### Contents Include:

Product Code	Size (Inches)	Product Code	Size (Inches)	Product Code	Size (Inches)
10810	1 <sup>5</sup> / <sub>16</sub>	10814	1 <sup>3</sup> / <sub>16</sub>	10818	1 <sup>7</sup> / <sub>16</sub>
10811	1	10815	1 <sup>1</sup> / <sub>4</sub>	10819	1 <sup>1</sup> / <sub>2</sub>
10812	1 <sup>1</sup> / <sub>16</sub>	10816	1 <sup>5</sup> / <sub>16</sub>	10820	1 <sup>9</sup> / <sub>16</sub>
10813	1 <sup>1</sup> / <sub>8</sub>	10817	1 <sup>3</sup> / <sub>8</sub>	10821	1 <sup>5</sup> / <sub>8</sub>

### 10841 14 Piece 1/2" Drive Crowfoot Wrenches on Clip Rails

#### Contents Include:

Product Code	Size (Inches)	Product Code	Size (Inches)	Product Code	Size (Inches)	Product Code	Size (Inches)
10822	1 <sup>11</sup> / <sub>16</sub>	10825	1 <sup>7</sup> / <sub>8</sub>	10830	2 <sup>3</sup> / <sub>16</sub>	10833	2 <sup>3</sup> / <sub>8</sub>
10823	1 <sup>3</sup> / <sub>4</sub>	10827	2	10831	2 <sup>1</sup> / <sub>4</sub>	10834	2 <sup>7</sup> / <sub>16</sub>
10824	1 <sup>13</sup> / <sub>16</sub>	10828	2 <sup>1</sup> / <sub>16</sub>	10832	2 <sup>5</sup> / <sub>16</sub>	10835	2 <sup>1</sup> / <sub>2</sub>
10826	1 <sup>15</sup> / <sub>16</sub>	10829	2 <sup>1</sup> / <sub>8</sub>				

**1/2" DRIVE CROWFOOT WRENCH, FLARE NUT, 12 POINT**

**Satin Chrome Finish, SAE**

Product Code	Size (Inches)	A Diameter of Head	B Thickness of Head	C Width of Slot	D Length of Centers
SCF36	1 1/8	1 5/8	7/8	27/32	1 5/32
SCF38	1 3/16	1 11/16	7/8	27/32	1 3/16
SCF40	1 1/4	1 29/32	7/8	19/16	1 19/64
SCF42	1 5/16	1 27/32	7/8	31/32	1 17/64
SCF44	1 3/8	1 15/16	15/16	1 1/16	1 5/16
SCF46	1 7/16	2	19/16	1 1/16	1 11/32
SCF48	1 1/2	2 1/16	15/16	1 1/8	1 3/8
SCF50	1 9/16	2 5/32	15/16	1 5/32	1 27/64
SCF52	1 5/8	2 7/32	15/16	1 7/32	1 29/64
SCF54	1 11/16	2 5/16	1	1 5/16	1 33/64
SCF56	1 3/4	2 3/8	1	1 9/16	1 35/64
SCF58	1 13/16	2 13/32	1	1 11/32	1 19/32
SCF60	1 7/8	2 9/16	1 1/16	1 3/8	1 41/64
SCF62	1 15/16	2 1/2	1 1/16	1 7/16	1 43/64
SCF64	2	2 23/32	1 1/16	1 9/16	1 23/32

Fed. Spec: ASME B107.21 Type 1 Class 1



SCF36



SCF60

**WSSCF-7 7 Piece 12 Point Crowfoot Wrench on Clip Rail**

**Contents Include:**

Product Code	Size (Inches)	Product Code	Size (Inches)	Product Code	Size (Inches)
SCF36	1 1/8	SCF42	1 5/16	SCF46	1 7/16
SCF38	1 3/16	SCF44	1 3/8	SCF48	1 1/2
SCF40	1 1/4				

**WSSCF-15 15 Piece 12 Point Crowfoot Wrench on Clip Rail**

**Contents Include:**

Product Code	Size (Inches)	Product Code	Size (Inches)	Product Code	Size (Inches)	Product Code	Size (Inches)
SCF36	1 1/8	SCF44	1 3/8	SCF52	1 5/8	SCF60	1 7/8
SCF38	1 3/16	SCF46	1 7/16	SCF54	1 11/16	SCF62	1 15/16
SCF40	1 1/4	SCF48	1 1/2	SCF56	1 3/4	SCF64	2
SCF42	1 5/16	SCF50	1 9/16	SCF58	1 13/16		

**Features**

- All tools are professional quality, made of high grade steel.
- High-polished chrome finish cleans easily.



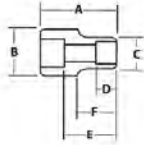
WSSCF-7



WSSCF-15







ST-812



WSS-810RC



WSS-814RC

### Features

- SUPERTORQUE® lobular openings for greater turning power without deforming the fastener.
- 8 point sockets are designed for quick engagement on 4 point fasteners.



SD-1224 SD-1216



WSSD-11RC

### Features

- SUPERTORQUE® lobular openings for greater turning power without deforming the fastener.
- Designed for quick engagement on both 6 and 12 point fasteners.



## 1/2" DRIVE SHALLOW SOCKETS, 8 POINT, SAE

### High-Polished Chrome Finish

Product Code	Size (Inches)	A		B		C		D		E		F
		OAL (Inches)	Drive End Diameter (Inches)	Working End Diameter (Inches)	Broach Depth (Inches)	Bolt Clearance Depth (Inches)	Bolt Clearance Diameter (Inches)	Nose Length (Inches)				
ST-812	3/8	1 1/2	7/8	23/32	3/16	27/32	5/16	7/8				
ST-814	7/16	1 1/2	7/8	13/16	3/8	27/32	5/16	7/8				
ST-816	1/2	1 1/2	29/32	29/32	13/32	27/32	11/32	-				
ST-818	9/16	1 1/2	31/32	31/32	7/16	27/32	7/16	-				
ST-820	5/8	1 1/2	1 1/16	1 1/16	1/2	27/32	7/16	-				
ST-822	11/16	1 1/2	1 3/16	1 3/16	1/2	27/32	17/32	-				
ST-824	3/4	1 1/2	1 9/32	1 9/32	9/16	13/16	23/32	-				
ST-826	13/16	1 5/8	1 7/16	1 7/16	9/16	31/32	27/32	-				
ST-828	7/8	1 3/4	1 1/2	1 1/2	5/8	1 1/16	15/16	-				
ST-830	15/16	1 13/16	1 5/8	1 5/8	1 1/16	1 1/8	1 1/32	-				
ST-832	1	1 15/16	1 11/16	1 11/16	1 1/16	1 1/4	1 1/32	-				
ST-834	1 1/16	1 15/16	1 3/4	1 3/4	23/32	1 1/8	13/16	-				
ST-836	1 1/8	2	1 13/16	1 13/16	3/4	1 3/16	13/16	-				
ST-840	1 1/4	2	2	2	25/32	1 3/16	1	-				

Fed. Spec: ANSI B107.110

### WSS-810RC 10 Piece 1/2" Drive Shallow 8 Point Socket Set on Clip Rail

#### Contents Include:

Product Code	Size (Inches)	Product Code	Size (Inches)	Product Code	Size (Inches)
ST-812	3/8	ST-820	5/8	ST-826	13/16
ST-814	7/16	ST-822	11/16	ST-828	7/8
ST-816	1/2	ST-824	3/4	ST-830	15/16
ST-818	9/16				

### WSS-814RC 14 Piece 8 Point Socket Set on Clip Rail

#### Contents Include:

Product Code	Size (Inches)	Product Code	Size (Inches)	Product Code	Size (Inches)	Product Code	Size (Inches)
ST-812	3/8	ST-820	5/8	ST-828	7/8	ST-834	1 1/16
ST-814	7/16	ST-822	11/16	ST-830	15/16	ST-836	1 1/8
ST-816	1/2	ST-824	3/4	ST-832	1	ST-840	1 1/4
ST-818	9/16	ST-826	13/16				



## 1/2" DRIVE DEEP SOCKETS, 12 POINT, SAE

### High-Polished Chrome Finish

Product Code	Size (Inches)	A		B		C		D		E		F
		OAL (Inches)	Drive End Diameter (Inches)	Working End Diameter (Inches)	Broach Depth (Inches)	Bolt Clearance Depth (Inches)	Bolt Clearance Diameter (Inches)	Nose Length (Inches)				
SD-1216	1/2	3 1/4	29/32	3/4	13/32	2 19/32	15/32	2 15/32				
SD-1218	9/16	3 1/4	29/32	13/16	7/16	2 19/32	15/32	2 15/32				
SD-1220	5/8	3 1/4	29/32	29/32	15/32	2 7/16	19/32	-				
SD-1222	11/16	3 1/4	31/32	31/32	17/32	2 11/32	19/32	-				
SD-1224	3/4	3 1/4	1 1/16	1 1/16	19/32	2 5/16	23/32	-				
SD-1225	29/32	3 1/4	1 1/16	1 1/16	21/32	2 9/32	25/32	-				
SD-1226	13/16	3 1/4	1 1/8	1 1/8	21/32	2 9/32	25/32	-				
SD-1228	7/8	3 1/4	1 3/16	1 3/16	23/32	2 9/32	27/32	-				
SD-1230	15/16	3 1/4	1 9/32	1 9/32	3/4	2 9/32	29/32	-				
SD-1232	1	3 1/4	1 11/32	1 11/32	3/4	2 1/4	1	-				
SD-1234	1 1/16	3 1/4	1 7/16	1 7/16	3/4	2 1/4	1 1/16	-				
SD-1236	1 1/8	3 1/4	1 1/2	1 1/2	29/32	2 1/4	1 3/32	-				

Fed. Spec: ANSI B107.110

### WSSD-11RC 11 Piece 1/2" Drive Deep 12 Point Socket Set on Clip Rail

#### Contents Include:

Product Code	Size (Inches)	Product Code	Size (Inches)	Product Code	Size (Inches)
SD-1216	1/2	SD-1224	3/4	SD-1232	1
SD-1218	9/16	SD-1226	13/16	SD-1234	1 1/16
SD-1220	5/8	SD-1228	7/8	SD-1236	1 1/8
SD-1222	11/16	SD-1230	15/16		



1/2" DRIVE

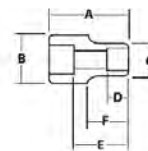
SOCKETS AND DRIVE TOOLS

## 1/2" DRIVE DEEP SOCKETS, 12 POINT, SAE

High-Polished Chrome Finish

Product Code	Size (Inches)	A OAL (Inches)	B Drive End Diameter (Inches)	C Working End Diameter (Inches)	D Broach Depth (Inches)	E Bolt Clearance Depth (Inches)	Bolt Clearance Diameter (Inches)	F Nose Length (Inches)
32412	3/8	3	7/8	5/8	1	2 7/32	1 1/32	1 15/32
32414	7/16	3 1/32	7/8	11/16	1 1/8	2 9/32	1 9/32	1 15/32
32416	1/2	3 1/32	7/8	3/4	3/32	2 7/32	7/16	1 15/32
32418	9/16	3 1/32	7/8	13/16	1 3/32	2 7/32	1/2	1 15/32
32420	5/8	3 1/32	29/32	29/32	1 3/16	2 3/16	9/16	-
32422	11/16	3 1/32	15/16	15/16	1 3/8	2 3/16	21/32	-
32424	3/4	3 1/32	1 1/16	1 1/16	1 1/4	2 11/32	29/32	-
32426	19/16	3 1/32	1 1/8	1 1/8	1 15/32	2 3/16	3/4	-
32428	7/8	3 1/32	1 3/16	1 3/16	1 13/32	2 1/4	27/32	-
32430	19/16	3 1/32	1 1/4	1 1/4	1 13/32	2 5/32	29/32	-
32432	1	3 1/32	1 11/32	1 11/32	1 13/32	2 5/32	19/16	-
32434	1 1/16	3 1/32	1 13/32	1 13/32	1 3/8	2 11/32	1 1/32	-
32436	1 1/8	3 1/32	1 1/2	1 1/2	1 7/16	2 3/8	1 1/16	-
32438	1 3/16	3 1/32	1 9/16	1 9/16	1 7/16	2 3/16	1 1/16	-
32440	1 1/4	3 1/32	1 21/32	1 21/32	1 7/16	2 3/16	1 1/16	-
32442	1 5/16	3 1/32	1 47/64	1 47/64	1 3/8	2 11/64	1 3/16	-
32444	1 3/8	3 1/32	1 53/64	1 53/64	1 3/8	2 11/64	1 17/64	-
32446	1 7/16	3 1/32	1 57/64	1 57/64	1 3/8	2 11/64	1 11/32	-
32448	1 1/2	3 1/32	1 15/16	1 31/32	1 7/16	2 3/16	1 1/16	-

Fed. Spec: ANSI B107.110



32420 32412

### 32926 9 Piece 1/2" Drive Deep 12 Point Socket Set on Clip Rail

Contents Include:

Product Code	Size (Inches)	Product Code	Size (Inches)	Product Code	Size (Inches)
32416	1/2	32422	11/16	32428	7/8
32418	9/16	32424	3/4	32430	15/16
32420	5/8	32426	13/16	32432	1



32926

### 32928 16 Piece 1/2" Drive Deep 12 Point Socket Set on Clip Rail

Contents Include:

Product Code	Size (Inches)	Product Code	Size (Inches)	Product Code	Size (Inches)	Product Code	Size (Inches)
32412	3/8	32420	5/8	32428	7/8	32436	1 1/8
32414	7/16	32422	11/16	32430	15/16	32438	1 3/16
32416	1/2	32424	3/4	32432	1	32440	1 1/4
32418	9/16	32426	13/16	32434	1 1/16	32448	1 1/2



32928

### 32929 19 piece 1/2" Drive Deep 12 Point Socket Set on Clip Rails

Contents Include:

Product Code	Size (Inches)	Product Code	Size (Inches)	Product Code	Size (Inches)	Product Code	Size (Inches)
32412	3/8	32422	11/16	32432	1	32442	1 5/16
32414	7/16	32424	3/4	32434	1 1/16	32444	1 3/8
32416	1/2	32426	13/16	32436	1 1/8	32446	1 7/16
32418	9/16	32428	7/8	32438	1 3/16	32448	1 1/2
32420	5/8	32430	15/16	32440	1 1/4		



32929

#### Features

- SUPERTORQUE® lobular openings for greater turning power without deforming the fastener.
- Designed for quick engagement on both 6 and 12 point fasteners.



## 1/2" DRIVE DEEP SOCKETS, 6 POINT, SAE

High-Polished Chrome Finish



SD-624 SD-616

Product Code	Size (Inches)	A	B	C	D	E	Bolt Clearance Diameter (Inches)	Nose Length (Inches)
		OAL (Inches)	Drive End Diameter (Inches)	Working End Diameter (Inches)	Broach Depth (Inches)	Bolt Clearance Depth (Inches)		
SD-616	1/2	3 1/4	29/32	3/4	13/32	2 19/32	15/32	2 15/32
SD-618	9/16	3 1/4	29/32	13/16	7/16	2 19/32	19/32	2 15/32
SD-620	5/8	3 1/4	29/32	29/32	15/32	2 7/16	19/32	-
SD-622	11/16	3 1/4	31/32	31/32	17/32	2 11/32	21/32	-
SD-624	3/4	3 1/4	1 1/16	1 1/16	19/32	2 9/16	23/32	-
SD-626	13/16	3 1/4	1 1/8	1 1/8	21/32	2 9/32	25/32	-
SD-628	7/8	3 1/4	1 3/16	1 3/16	23/32	2 9/32	27/32	-
SD-630	15/16	3 1/4	1 9/32	1 9/32	3/4	2 9/32	29/32	-
SD-632	1	3 1/4	1 11/32	1 11/32	3/4	2 1/4	1	-
SD-634	1 1/16	3 1/4	1 7/16	1 7/16	29/32	2 1/4	1 1/32	-
SD-636	1 1/8	3 1/4	1 1/2	1 1/2	25/32	2 1/4	1 3/32	-

Fed. Spec: ANSI B107.110

## WSSD-11HRC 11 Piece 1/2" Drive Deep 6 Point Socket Set on Clip Rail

Contents Include:

Product Code	Size (Inches)	Product Code	Size (Inches)	Product Code	Size (Inches)
SD-616	1/2	SD-624	3/4	SD-632	1
SD-618	9/16	SD-626	13/16	SD-634	1 1/16
SD-620	5/8	SD-628	7/8	SD-636	1 1/8
SD-622	11/16	SD-630	15/16		

### Features

- SUPERTORQUE® lobular openings for greater turning power without deforming the fastener.
- Designed for maximum engagement on 6 point fasteners.



WSSD-11HRC

1/2" DRIVE

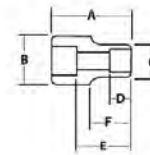
SOCKETS AND DRIVE TOOLS

## 1/2" DRIVE DEEP SOCKETS, 6 POINT, SAE

### High-Polished Chrome Finish

Product Code	Size (Inches)	A		B		C		D		E		F
		OAL (Inches)	Drive End Diameter (Inches)	Working End Diameter (Inches)	Broach Depth (Inches)	Bolt Clearance Depth (Inches)	Bolt Clearance Diameter (Inches)	Nose Length (Inches)				
32312	3/8	3	7/8	5/8	1	2 7/32	1 1/32	1 15/32				
32314	7/16	3 1/32	7/8	1 1/16	1 1/8	2 9/32	1 9/32	1 15/32				
32316	1/2	3 1/32	7/8	3/4	3 1/32	2 7/32	7/16	1 15/32				
32318	9/16	3 1/32	7/8	13/16	1 3/32	2 7/32	1/2	1 15/32				
32320	5/8	3 1/32	29/32	29/32	1 3/16	2 3/16	9/16	-				
32322	1 1/16	3 1/32	15/16	15/16	1 3/8	2 3/16	2 1/32	-				
32324	3/4	3 1/32	1 1/16	1 1/16	1 1/4	2 1 1/32	2 9/32	-				
32326	13/16	3 1/32	1 1/8	1 1/8	1 15/32	2 3/16	3/4	-				
32328	7/8	3 1/32	1 3/16	1 3/16	1 13/32	2 1/4	2 7/32	-				
32330	15/16	3 1/32	1 1/4	1 1/4	1 13/32	2 5/32	2 9/32	-				
32332	1	3 1/32	1 11/32	1 11/32	1 13/32	2 5/32	1 5/16	-				
32334	1 1/16	3 1/32	1 13/32	1 13/32	1 3/8	2 1 1/32	1 1/32	-				
32336	1 1/8	3 1/32	1 1/2	1 1/2	1 7/16	2 3/8	1 1/16	-				
32338	1 3/16	3 1/32	1 9/16	1 9/16	1 7/16	2 3/16	1 1/16	-				
32340	1 1/4	3 1/32	1 2 1/32	1 2 1/32	1 7/16	2 3/16	1 1/16	-				
32342	1 5/16	3 1/32	1 47/64	1 47/64	1 3/8	2 1 1/64	1 3/16	-				
32344	1 3/8	3 1/32	1 53/64	1 53/64	1 3/8	2 1 1/64	1 17/64	-				
32346	1 7/16	3 1/32	1 57/64	1 57/64	1 3/8	2 1 1/64	1 11/32	-				
32348	1 1/2	3 1/32	1 15/16	1 3 1/32	1 7/16	2 3/16	1 1/16	-				

Fed. Spec: ANSI B107.110



### 32936 9 Piece 1/2" Drive Deep 6 Point Socket Set on Clip Rail

#### Contents Include:

Product Code	Size (Inches)	Product Code	Size (Inches)	Product Code	Size (Inches)
32316	1/2	32322	1 1/16	32328	7/8
32318	9/16	32324	3/4	32330	15/16
32320	5/8	32326	13/16	32332	1



### 32939 16 Piece 1/2" Drive Deep 6 Point Socket Set on Clip Rail

#### Contents Include:

Product Code	Size (Inches)	Product Code	Size (Inches)	Product Code	Size (Inches)	Product Code	Size (Inches)
32312	3/8	32320	5/8	32328	7/8	32336	1 1/8
32314	7/16	32322	1 1/16	32330	15/16	32338	1 3/16
32316	1/2	32324	3/4	32332	1	32340	1 1/4
32318	9/16	32326	13/16	32334	1 1/16	32348	1 1/2



### 32940 19 piece 1/2" Drive Deep 6 Point Socket Set on Clip Rails

#### Contents Include:

Product Code	Size (Inches)	Product Code	Size (Inches)	Product Code	Size (Inches)	Product Code	Size (Inches)
32312	3/8	32322	1 1/16	32332	1	32342	1 5/16
32314	7/16	32322	3/4	32334	1 1/16	32344	1 3/8
32316	1/2	32326	13/16	32336	1 1/8	32346	1 7/16
32318	9/16	32328	7/8	32338	1 3/16	32348	1 1/2
32320	5/8	32330	15/16	32340	1 1/4		



#### Features

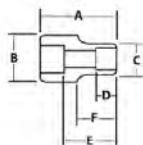
- SUPERTORQUE® lobular openings for greater turning power without deforming the fastener.
- Designed for quick engagement on 6 point fasteners.





## 1/2" DRIVE SHALLOW SOCKETS, 12 POINT, METRIC

### High-Polished Chrome Finish



STM-1229

STM-1212



MSS-15RC



MSS-15SRC



MSS-24RC

Product Code	Size (MM)	A	B	C	D	E	F
		OAL (Inches)	Drive End Diameter (Inches)	Working End Diameter (Inches)	Broach Depth (Inches)	Bolt Clearance Depth (Inches)	Bolt Clearance Diameter (Inches)
STM-1210	10	1 1/2	29/32	19/32	5/16	7/8	11/32
STM-1211	11	1 1/2	29/32	11/16	9/16	7/8	23/32
STM-1212	12	1 1/2	29/32	29/32	13/32	7/8	23/32
STM-1213	13	1 1/2	29/32	27/32	3/8	7/8	15/32
STM-1214	14	1 1/2	29/32	27/32	3/8	7/8	23/32
STM-1215	15	1 1/2	29/32	7/8	3/8	7/8	15/32
STM-1216	16	1 1/2	29/32	29/32	9/16	7/8	15/32
STM-1217	17	1 1/2	31/32	31/32	9/16	7/8	15/32
STM-1218	18	1 1/2	1	1	13/16	27/32	15/32
STM-1219	19	1 1/2	1 1/32	1 1/32	13/16	27/32	23/32
STM-1220	20	1 1/2	1 1/16	1 1/16	13/16	27/32	23/32
STM-1221	21	1 1/2	1 1/8	1 1/8	13/16	27/32	9/4
STM-1222	22	1 1/2	1 3/16	1 3/16	13/16	27/32	25/32
STM-1223	23	1 1/2	1 1/4	1 1/4	25/32	13/16	27/32
STM-1224	24	1 17/32	1 9/32	1 9/32	13/16	27/32	7/8
STM-1225	25	1 3/16	1 5/16	1 5/16	13/16	7/8	15/16
STM-1226	26	1 5/8	1 3/8	1 3/8	29/32	15/16	31/32
STM-1227	27	1 23/32	1 7/16	1 7/16	31/32	1	1
STM-1228	28	1 3/4	1 1/2	1 1/2	1	1 1/16	1 1/32
STM-1229	29	1 3/4	1 3/16	1 3/16	1 1/32	1 1/16	1 1/16
STM-1230	30	1 3/4	1 5/8	1 5/8	1 1/32	1 1/32	1 3/32
STM-1232	32	1 7/8	1 11/16	1 11/16	1 1/8	1 5/32	1 3/16
STM-1234	34	2 1/16	1 3/4	1 3/4	7/8	1 7/16	1
STM-1236	36	2 1/16	1 15/16	1 15/16	7/8	1 7/16	1 13/32

Fed. Spec: ANSI B107.110

### MSS-15RC 15 Piece 1/2" Drive Shallow 12 Point Socket Set on Clip Rail

#### Contents Include:

Product Code	Size (MM)	Product Code	Size (MM)	Product Code	Size (MM)	Product Code	Size (MM)
STM-1210	10	STM-1214	14	STM-1218	18	STM-1222	22
STM-1211	11	STM-1215	15	STM-1219	19	STM-1223	23
STM-1212	12	STM-1216	16	STM-1220	20	STM-1224	24
STM-1213	13	STM-1217	17	STM-1221	21		

### MSS-15SRC 15 Piece 1/2" Drive Shallow 12 Point Socket Set on Clip Rail

#### Contents Include:

Product Code	Size (MM)	Product Code	Size (MM)	Product Code	Size (MM)	Product Code	Size (MM)
STM-1210	10	STM-1217	17	STM-1222	22	STM-1227	27
STM-1213	13	STM-1218	18	STM-1223	23	STM-1230	30
STM-1214	14	STM-1219	19	STM-1224	24	STM-1232	32
STM-1215	15	STM-1220	20	STM-1226	26		

### MSS-24RC 24 Piece 1/2" Drive Shallow 12 Point Socket Set on Clip Rail

#### Contents Include:

Product Code	Size (MM)	Product Code	Size (MM)	Product Code	Size (MM)	Product Code	Size (MM)
STM-1210	10	STM-1216	16	STM-1222	22	STM-1228	28
STM-1211	11	STM-1217	17	STM-1223	23	STM-1229	29
STM-1212	12	STM-1218	18	STM-1224	24	STM-1230	30
STM-1213	13	STM-1219	19	STM-1225	25	STM-1232	32
STM-1214	14	STM-1220	20	STM-1226	26	STM-1234	34
STM-1215	15	STM-1221	21	STM-1227	27	STM-1236	36

#### Features

- SUPERTORQUE® lobular openings for greater turning power without deforming the fastener.
- Designed for quick engagement on both 6 and 12 point fasteners.



1/2" DRIVE

SOCKETS AND DRIVE TOOLS

## 1/2" DRIVE SHALLOW SOCKETS, 12 POINT, METRIC

### High-Polished Chrome Finish

Product Code	Size (MM)	A		B		C		D		E		F
		OAL (Inches)	Drive End Diameter (Inches)	Working End Diameter (Inches)	Broach Depth (Inches)	Bolt Clearance Depth (Inches)	Bolt Clearance Diameter (Inches)	Nose Length (Inches)				
32609	9	1 1/2	7/8	9/16	9/16	11/16	5/16	23/32				
32610	10	1 1/2	7/8	5/8	1/2	27/32	3/8	23/32				
32611	11	1 1/2	7/8	21/32	1/2	7/8	13/32	23/32				
32612	12	1 1/2	7/8	23/32	1/2	7/8	7/16	23/32				
32613	13	1 1/2	7/8	3/4	9/16	27/32	15/32	23/32				
32614	14	1 1/2	7/8	13/16	9/16	13/16	17/32	23/32				
32615	15	1 1/2	7/8	7/8	17/32	13/16	9/16	-				
32616	16	1 1/2	29/32	29/32	17/32	27/32	19/32	-				
32617	17	1 1/2	15/16	15/16	17/32	27/32	21/32	-				
32618	18	1 1/2	1	1	3/4	13/16	11/16	-				
32619	19	1 1/2	1 1/16	1 1/16	3/4	7/8	45/64	-				
32620	20	1 1/2	1 3/32	1 3/32	25/32	15/16	47/64	-				
32621	21	1 1/2	1 1/8	1 1/8	25/32	15/16	49/64	-				
32622	22	1 5/8	1 3/16	1 3/16	7/8	1 1/32	25/32	-				
32623	23	1 5/8	1 1/32	1 1/32	7/8	1 1/32	13/16	-				
32624	24	1 5/8	1 1/4	1 1/4	7/8	1 3/32	53/64	-				
32625	25	1 5/8	1 5/16	1 5/16	7/8	1 3/32	55/64	-				
32626	26	1 3/4	1 9/16	1 9/16	15/16	1 9/16	57/64	-				
32627	27	1 3/4	1 7/16	1 7/16	15/16	1 3/16	29/32	-				
32628	28	1 3/4	1 7/16	1 7/16	31/32	1 9/32	15/16	-				
32629	29	1 3/4	1 1/2	1 1/2	31/32	1 9/32	31/32	-				
32630	30	1 3/4	1 9/16	1 9/16	31/32	1 11/32	63/64	-				
32632	32	1 3/4	1 5/8	1 5/8	31/32	1 11/32	1 1/64	-				
32634	34	1 31/32	1 11/16	1 31/32	1 1/8	1 1/2	1 1/32	-				
32636	36	1 31/32	1 11/16	1 31/32	1 1/8	1 1/2	1 1/32	-				

Fed. Spec: ANSI B107.110

### 32930 10 Piece 1/2" Drive Shallow 12 Point Socket Set on Clip Rail

#### Contents Include:

Product Code	Size (MM)	Product Code	Size (MM)	Product Code	Size (MM)
32610	10	32614	14	32618	18
32611	11	32615	15	32619	19
32612	12	32616	16		
32613	13	32617	17		



### 32931 15 Piece 1/2" Drive Shallow 12 Point Socket Set on Clip Rail

#### Contents Include:

Product Code	Size (MM)	Product Code	Size (MM)	Product Code	Size (MM)	Product Code	Size (MM)
32610	10	32614	14	32619	19	32627	27
32611	11	32615	15	32620	20	32630	30
32612	12	32617	17	32622	22	32632	32
32613	13	32618	18	32624	24		



### 32932 16 Piece 1/2" Drive Shallow 12 Point Socket Set on Clip Rail

#### Contents Include:

Product Code	Size (MM)	Product Code	Size (MM)	Product Code	Size (MM)	Product Code	Size (MM)
32609	9	32613	13	32617	17	32621	21
32610	10	32614	14	32618	18	32622	22
32611	11	32615	15	32619	19	32623	23
32612	12	32616	16	32620	20	32624	24



#### Features

- SUPERTORQUE® lobular openings for greater turning power without deforming the fastener.
- Designed for quick engagement on both 6 and 12 point fasteners.



## 1/2" DRIVE SHALLOW SOCKETS, 6 POINT, METRIC

High-Polished Chrome Finish



32515

32509

Product Code	Size (MM)	A		B		C		D		E		F	
		OAL (Inches)	Drive End Diameter (Inches)	Working End Diameter (Inches)	Broach Depth (Inches)	Bolt Clearance Depth (Inches)	Bolt Clearance Diameter (Inches)	Nose Length (Inches)					
32509	9	1 1/2	7/8	9/16	9/16	11/16	5/16	23/32					
32510	10	1 1/2	7/8	5/8	1/2	27/32	3/8	23/32					
32511	11	1 1/2	7/8	21/32	1/2	7/8	13/32	23/32					
32512	12	1 1/2	7/8	23/32	1/2	7/8	7/16	23/32					
32513	13	1 1/2	7/8	3/4	9/16	27/32	15/32	23/32					
32514	14	1 1/2	7/8	13/16	9/16	13/16	17/32	23/32					
32515	15	1 1/2	7/8	7/8	17/32	13/16	9/16	-					
32516	16	1 1/2	29/32	29/32	17/32	27/32	19/32	-					
32517	17	1 1/2	15/16	15/16	17/32	27/32	21/32	-					
32518	18	1 1/2	1	1	3/4	13/16	11/16	-					
32519	19	1 1/2	1 1/16	1 1/16	3/4	7/8	45/64	-					
32520	20	1 1/2	1 3/32	1 3/32	25/32	15/16	47/64	-					
32521	21	1 1/2	1 1/8	1 1/8	25/32	15/16	49/64	-					
32522	22	1 5/8	1 9/16	1 9/16	7/8	1 1/32	25/32	-					
32523	23	1 5/8	1 7/32	1 7/32	7/8	1 1/32	13/16	-					
32524	24	1 5/8	1 1/4	1 1/4	7/8	1 3/32	53/64	-					
32525	25	1 5/8	1 9/16	1 9/16	7/8	1 1/32	55/64	-					
32526	26	1 3/4	1 9/16	1 9/16	15/16	1 3/16	57/64	-					
32527	27	1 3/4	1 7/16	1 7/16	15/16	1 3/16	29/32	-					
32528	28	1 3/4	1 7/16	1 7/16	31/32	1 9/32	15/16	-					
32529	29	1 3/4	1 1/2	1 1/2	31/32	1 9/32	31/32	-					
32530	30	1 3/4	1 9/16	1 9/16	31/32	1 11/32	63/64	-					
32532	32	1 31/32	1 11/16	1 31/32	1 1/8	1 1/2	1 1/32	-					
32534	34	1 47/64	1 1/2	1 49/64	31/32	1 11/32	1 1/64	-					
32536	36	2 1/16	1 15/16	1 15/16	7/8	1 7/16	1 13/32	-					

Fed. Spec: ANSI B107.110

### 32943 16 Piece 1/2" Drive Shallow 6 Point Socket Set on Clip Rail

Contents Include:



32943

Product Code	Size (MM)	Product Code	Size (MM)	Product Code	Size (MM)	Product Code	Size (MM)
32509	9	32513	13	32517	17	32521	21
32510	10	32514	14	32518	18	32522	22
32511	11	32515	15	32519	19	32523	23
32512	12	32516	16	32520	20	32524	24

### 32941 24 piece 1/2" Drive Shallow 6 Point Socket Set on Clip Rails

Contents Include:



32941

Product Code	Size (MM)	Product Code	Size (MM)	Product Code	Size (MM)	Product Code	Size (MM)
32509	9	32515	15	32521	21	32527	27
32510	10	32516	16	32522	22	32528	28
32511	11	32517	17	32523	23	32529	29
32512	12	32518	18	32524	24	32530	30
32513	13	32519	19	32525	25	32532	32
32514	14	32520	20	32526	26	32536	36

Features

- SUPERTORQUE® lobular openings for greater turning power without deforming the fastener.
- Designed for quick engagement on both 6 point fasteners.

1/2" DRIVE

SOCKETS AND  
DRIVE TOOLS

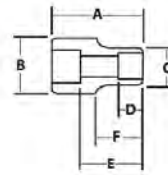


## 1/2" DRIVE DEEP SOCKETS, 12 POINT, METRIC

High-Polished Chrome Finish

Product Code	Size (MM)	A	B	C	D	E	Bolt Clearance Diameter (Inches)	Nose Length (Inches)
		OAL (Inches)	Drive End Diameter (Inches)	Working End Diameter (Inches)	Broach Depth (Inches)	Bolt Clearance Depth (Inches)		
SMD-1213	13	3 1/4	29/32	25/32	13/32	2 15/32	15/32	2 19/32
SMD-1214	14	3 1/4	29/32	27/32	13/32	2 15/32	15/32	2 19/32
SMD-1215	15	3 1/4	29/32	7/8	13/32	2 15/32	15/32	-
SMD-1216	16	3 1/4	29/32	29/32	15/32	2 7/16	17/32	-
SMD-1217	17	3 1/4	31/32	31/32	1/2	2 11/32	5/8	-
SMD-1218	18	3 1/4	1	1	17/32	2 11/32	21/32	-
SMD-1219	19	3 1/4	1 1/32	1 1/32	9/16	2 5/16	11/16	-
SMD-1221	21	3 1/4	1 1/8	1 1/8	21/32	2 5/16	3/4	-
SMD-1222	22	3 1/4	1 3/16	1 3/16	23/32	2 9/32	13/16	-
SMD-1224	24	3 1/4	1 9/32	1 9/32	3/4	2 9/32	7/8	-
SMD-1227	27	3 1/4	1 7/16	1 7/16	3/4	2 1/4	1	-
SMD-1230	30	3 1/4	1 5/8	1 5/8	13/16	2 1/4	1 3/32	-

Fed. Spec: ANSI B107.110



SMD-1218

### MSSD-12RC 12 Piece 1/2" Drive Deep 12 Point Socket Set on Clip Rail

Contents Include:

Product Code	Size (MM)	Product Code	Size (MM)	Product Code	Size (MM)
SMD-1213	13	SMD-1217	17	SMD-1222	22
SMD-1214	14	SMD-1218	18	SMD-1224	24
SMD-1215	15	SMD-1219	19	SMD-1227	27
SMD-1216	16	SMD-1221	21	SMD-1230	30

### MSSD-17RC 17 Piece 1/2" Drive Deep 12 Point Socket Set on Clip Rail

Contents Include:

Product Code	Size (MM)	Product Code	Size (MM)	Product Code	Size (MM)
32810	10	SMD-1216	16	SMD-1222	22
32811	11	SMD-1217	17	SMD-1224	24
32812	12	SMD-1218	18	SMD-1227	27
SMD-1213	13	SMD-1219	19	SMD-1230	30
SMD-1214	14	32820	20	32832	32
SMD-1215	15	SMD-1221	21		



MSSD-12RC

### Features

- SUPERTORQUE® lobular openings for greater turning power without deforming the fastener.
- Designed for quick engagement on both 6 and 12 point fasteners.



MSSD-17RC

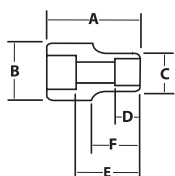






## 1/2" DRIVE DEEP SOCKETS, 12 POINT, METRIC

High-Polished Chrome Finish



Product Code	Size (MM)	A		B		C		D		E		F
		OAL (Inches)	Drive End Diameter (Inches)	Working End Diameter (Inches)	Broach Depth (Inches)	Bolt Clearance Depth (Inches)	Bolt Clearance Diameter (Inches)	Nose Length (Inches)				
32809	9	3 1/4	29/32	19/32	5/16	2 15/32	1 1/32	2 19/32				
32810	10	3 1/4	29/32	19/32	5/16	2 15/32	1 1/32	2 19/32				
32811	11	3 1/4	29/32	1 1/16	5/16	2 15/32	19/32	2 19/32				
32812	12	3 1/4	29/32	23/32	13/32	2 15/32	7/16	2 19/32				
32813	13	3 1/4	29/32	25/32	3/8	2 15/32	15/32	2 19/32				
32814	14	3 1/4	29/32	27/32	3/8	2 15/32	19/32	2 19/32				
32815	15	3 1/4	29/32	7/8	3/8	2 1 1/2	19/32	-				
32816	16	3 1/4	29/32	29/32	9/16	2 1 1/2	15/32	-				
32817	17	3 1/4	31/32	31/32	9/16	2 1 1/2	19/32	-				
32818	18	3 1/4	1	1	13/16	2 1 1/2	15/32	-				
32819	19	3 1/4	1 1/32	1 1/32	13/16	2 5/16	29/32	-				
32820	20	3 1/4	1 1/16	1 1/16	13/16	2 5/16	29/32	-				
32821	21	3 1/4	1 1/8	1 1/8	13/16	2 5/16	3/4	-				
32822	22	3 1/4	1 3/16	1 3/16	13/16	2 5/16	29/32	-				
32823	23	3 1/4	1 1/4	1 1/4	25/32	2 5/16	29/32	-				
32824	24	3 1/4	1 9/32	1 9/32	13/16	2 5/16	7/8	-				
32825	25	3 1/4	1 5/16	1 5/16	13/16	2 1/4	19/16	-				
32826	26	3 1/4	1 3/8	1 3/8	29/32	2 1/4	31/32	-				
32827	27	3 1/4	1 7/16	1 7/16	31/32	2 1/4	1	-				
32828	28	3 1/4	1 1/2	1 1/2	1	2 1/4	1 1/32	-				
32829	29	3 1/4	1 9/16	1 9/16	1 1/32	2 1/4	1 1/16	-				
32830	30	3 1/4	1 5/8	1 5/8	1 1/32	2 1/4	1 3/32	-				
32832	32	3 1/4	1 11/16	1 11/16	1 1/8	2 1/4	1 3/16	-				
32834	34	3 1/4	1 3/4	1 3/4	7/8	2 1/4	1	-				
32836	36	3 1/4	1 15/16	1 15/16	7/8	2 1/4	1 13/32	-				

Fed. Spec: ANSI B107.110

### 32951 16 Piece 1/2" Drive Deep 12 Point Socket Set on Clip Rail

Contents Include:



Product Code	Size (MM)	Product Code	Size (MM)	Product Code	Size (MM)	Product Code	Size (MM)
32809	9	32813	13	32817	17	32821	21
32810	10	32814	14	32818	18	32822	22
32811	11	32815	15	32819	19	32823	23
32812	12	32816	16	32820	20	32824	24

### 32949 24 Piece 1/2" Drive Deep 12 Point Socket Set on Clip Rail

Contents Include:



Product Code	Size (MM)	Product Code	Size (MM)	Product Code	Size (MM)	Product Code	Size (MM)
32809	9	32815	15	32821	21	32827	27
32810	10	32816	16	32822	22	32828	28
32811	11	32817	17	32823	23	32829	29
32812	12	32818	18	32824	24	32830	30
32813	13	32819	19	32825	25	32832	32
32814	14	32820	20	32826	26	32836	36

### Features

- SUPERTORQUE® lobular openings for greater turning power without deforming the fastener.
- Designed for quick engagement on both 6 and 12 point fasteners.

1/2" DRIVE

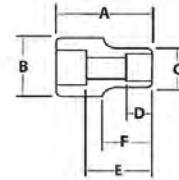
SOCKETS AND DRIVE TOOLS

## 1/2" DRIVE DEEP SOCKETS, 6 POINT, METRIC

High-Polished Chrome Finish

Product Code	Size (MM)	A	B	C	D	E		F
		OAL (Inches)	Drive End Diameter (Inches)	Working End Diameter (Inches)	Broach Depth (Inches)	Bolt Clearance Depth (Inches)	Bolt Clearance Diameter (Inches)	Nose Length (Inches)
32709	9	3 1/4	29/32	19/32	5/16	2 15/32	11/32	2 19/32
32710	10	3 1/4	29/32	19/32	5/16	2 15/32	11/32	2 19/32
32711	11	3 1/4	29/32	11/16	5/16	2 15/32	13/32	2 19/32
32712	12	3 1/4	29/32	23/32	13/32	2 15/32	7/16	2 19/32
32713	13	3 1/4	29/32	25/32	3/8	2 15/32	15/32	2 19/32
32714	14	3 1/4	29/32	27/32	3/8	2 15/32	15/32	2 19/32
32715	15	3 1/4	29/32	7/8	3/8	2 11/32	15/32	-
32716	16	3 1/4	29/32	29/32	9/16	2 11/32	15/32	-
32717	17	3 1/4	31/32	31/32	9/16	2 11/32	15/32	-
32718	18	3 1/4	1	1	13/16	2 11/32	15/32	-
32719	19	3 1/4	1 1/32	1 1/32	13/16	2 5/16	23/32	-
32720	20	3 1/4	1 1/16	1 1/16	13/16	2 5/16	23/32	-
32721	21	3 1/4	1 1/8	1 1/8	13/16	2 5/16	3/4	-
32722	22	3 1/4	1 3/16	1 3/16	13/16	2 5/16	25/32	-
32723	23	3 1/4	1 1/4	1 1/4	29/32	2 5/16	27/32	-
32724	24	3 1/4	1 9/32	1 9/32	13/16	2 5/16	7/8	-
32725	25	3 1/4	1 5/16	1 5/16	13/16	2 1/4	15/16	-
32726	26	3 1/4	1 3/8	1 3/8	29/32	2 1/4	31/32	-
32727	27	3 1/4	1 7/16	1 7/16	31/32	2 1/4	1	-
32728	28	3 1/4	1 1/2	1 1/2	1	2 1/4	1 1/32	-
32729	29	3 1/4	1 9/16	1 9/16	1 1/32	2 1/4	1 1/16	-
32730	30	3 1/4	1 5/8	1 5/8	1 1/32	2 1/4	1 3/32	-
32732	32	3 1/4	1 11/16	1 11/16	1 1/8	2 1/4	1 9/16	-
32734	34	3 1/4	1 3/4	1 3/4	7/8	2 1/4	1	-
32736	36	3 1/4	1 15/16	1 15/16	7/8	2 1/4	1 13/32	-

Fed. Spec: ANSI B107.110



32717 32710

### 32947 16 Piece 1/2" Drive Deep 6 Point Socket Set on Clip Rail

Contents Include:

Product Code	Size (MM)	Product Code	Size (MM)	Product Code	Size (MM)	Product Code	Size (MM)
32709	9	32713	13	32717	17	32721	21
32710	10	3 2714	14	32718	18	32722	22
32711	11	32715	15	32719	19	32723	23
32712	12	32716	16	32720	20	32724	24



32947

### 32945 24 Piece 1/2" Drive Deep 6 Point Socket Set on Clip Rail

Contents Include:

Product Code	Size (MM)	Product Code	Size (MM)	Product Code	Size (MM)	Product Code	Size (MM)
32709	9	32715	15	32721	21	32727	27
32710	10	32716	16	32722	22	32728	28
32711	11	32717	17	32723	23	32729	29
32712	12	32718	18	32724	24	32730	30
32713	13	32719	19	32725	25	32732	32
32714	14	32720	20	32726	26	32736	36



32945

### Features

- SUPERTORQUE® lobular openings for greater turning power without deforming the fastener.
- Designed for quick engagement on both 6 and 12 point fasteners.



## 1/2" DRIVE TURBOSOCKET® SALVAGE/DAMAGED FASTENER SOCKETS

Black Industrial Finish, Metric and SAE

Product Code	Size (Inches)	A		B		C		D		E		F	
		OAL (Inches)	Drive End Diameter (Inches)	Working End Diameter (Inches)	Broach Depth (Inches)	Bolt Clearance Depth (Inches)	Bolt Clearance Diameter (Inches)	Nose Length (Inches)					
TS50750	3/4	1 21/32	1 1/16	1 1/16	23/32	1	3/4	-					
TS50812	13/16	1 21/32	1 1/8	1 1/8	23/32	1	13/16	-					
TS50875	7/8	1 21/32	1 3/16	1 3/16	23/32	1	7/8	-					
TS50937	15/16	1 21/32	1 5/16	1 5/16	23/32	1	15/16	-					
TS50100	1	1 21/32	1 11/32	1 11/32	23/32	1	1	-					

Product Code	Size (MM)	A		B		C		D		E		F	
		OAL (Inches)	Drive End Diameter (Inches)	Working End Diameter (Inches)	Broach Depth (Inches)	Bolt Clearance Depth (Inches)	Bolt Clearance Diameter (Inches)	Nose Length (Inches)					
TS51551	14	1 21/32	29/32	21/32	1/2	1	9/16	29/32					
TS51591	15	1 21/32	29/32	29/32	1/2	1	19/32	-					
TS51625	16	1 21/32	31/32	31/32	1/2	23/32	5/8	-					
TS51669	17	1 21/32	1	1	21/32	23/32	11/16	-					
TS51709	18	1 21/32	1 1/32	1 1/32	21/32	23/32	23/32	-					
TS51750	19	1 21/32	1 1/16	1 1/16	23/32	1	3/4	-					
TS51827	21	1 21/32	1 3/16	1 3/16	21/32	1	27/32	-					



TS50750



TS51551



TSFS5005



TSM5107

### TSFS5005 5 Piece TURBOSOCKET® Salvage Socket Set on Clip Rail, SAE Contents Include:

Product Code	Size (Inches)	Product Code	Size (Inches)
TS50750	3/4	TS50937	15/16
TS50812	13/16	TS50100	1
TS50875	7/8		

### TSM5107 7 Piece TURBOSOCKET® Salvage Socket Set on Clip Rail, Metric Contents Include:

Product Code	Size (MM)	Product Code	Size (MM)
TS51551	14	TS51709	18
TS51591	15	TS51750	19 (3/4")
TS51625	16 (5/8")	TS51827	21
TS51669	17		

#### Features

- Quickly and easily remove damaged or rounded nuts and bolts.
- Place socket on fastener and turn with ratchet, breaker bar or T-handle.
- Grip on fastener tightens as more torque is applied.
- No hammering is required to install socket over fastener.
- Use on all types of standard nuts and bolts as well as studs, pipe nipples, and corroded auto and marine fasteners.
- May be used for "best fit" on metric and fractional fasteners.
- May be used with air or electric impact wrench for extra speed and turning power.



## 1/2" DRIVE STANDARD LENGTH HEX BIT SOCKETS, SAE

High-Polished Chrome Finish

Product Code	Size (Inches)	Socket Length (Inches)	Socket Outside Diameter (Inches)	Overall Length (Inches)	Replacement Bit Product Code
SA-8A	1/4	1 1/2	29/32	2 1/4	BITH08-05
SA-10A	5/16	1 1/2	29/32	2 1/4	BITH10-05
SA-12A	3/8	1 1/2	29/32	2 1/4	BITH12-03
SA-16A	1/2	1 1/2	31/32	2 1/4	BITH16-01
SA-18A	9/16	1 9/16	1 1/16	2 1/4	BITH18-01
SA-20A	5/8	1 25/32	1 1/4	2 1/4	BITH20-01



SA-16A



WSSS-6RC

### WSSS-6RC 6 Piece Hex Bit Socket Set on Clip Rail Contents Include:

Product Code	Size (Inches)	Product Code	Size (Inches)
SA-8A	1/4	SA-16A	1/2
SA-10A	5/16	SA-18A	9/16
SA-12A	3/8	SA-20A	5/8

#### Features

- High-polished chrome finish socket cleans easily.
- Two piece design allows bits to be replaced easily.



1/2" DRIVE

SOCKETS AND DRIVE TOOLS



## 1/2" DRIVE STANDARD LENGTH HEX BIT SOCKETS, SAE

### High-Polished Chrome Finish

Product Code	Size (Inches)	Socket Length (Inches)	Socket Outside Diameter (Inches)	Overall Length (Inches)	Bit Length (Inches)
35208	1/4	1 7/16	29/32	2 13/32	27/32
35210	5/16	1 7/16	29/32	2 13/32	27/32
35212	3/8	1 7/16	29/32	2 13/32	27/32
35214	7/16	1 7/16	29/32	2 13/32	27/32
35202	1/2	1 19/32	7/8	2 13/32	27/32
35203	9/16	1 19/32	1	2 13/32	27/32
35204	5/8	1 19/32	1 1/16	2 13/32	27/32
35206	3/4	1 19/32	1 3/16	2 13/32	27/32



35202



32902

### 32902 4 Piece Hex Bit Socket Set on Clip Rail

#### Contents Include:

Product Code	Size (Inches)	Product Code	Size (Inches)
35202	1/2	35204	5/8
35203	9/16	35206	3/4

### 32903 8 Piece Hex Bit Socket Set on Clip Rail

#### Contents Include:

Product Code	Size (Inches)	Product Code	Size (Inches)	Product Code	Size (Inches)
35208	1/4	35214	7/16	35204	5/8
35210	5/16	35202	1/2	35206	3/4
35212	3/8	35203	9/16		



32903

#### Features

- High-polished chrome finish socket cleans easily.



## 1/2" DRIVE STANDARD LENGTH HEX BIT SOCKETS, METRIC

### High-Polished Chrome Finish

Product Code	Size (MM)	Socket Length (Inches)	Socket Outside Diameter (Inches)	Overall Length (Inches)	Bit Length (Inches)
35274	8	1 19/32	29/32	2 13/32	27/32
35275	10	1 19/32	29/32	2 7/16	27/32
35276	12	1 19/32	29/32	2 7/16	27/32
35277	14	1 19/32	1	2 7/16	27/32
35278	17	1 19/32	1 3/32	2 7/16	27/32
35279	19	1 19/32	1 3/16	2 7/16	27/32



35274



32904

### 32904 6 Piece Hex Bit Socket Set on Clip Rail

#### Contents Include:

Product Code	Size (MM)	Product Code	Size (MM)
35274	8	35277	14
35275	10	35278	17
35276	12	35279	19

#### Features

- High-polished chrome finish socket cleans easily.







SA-16LA

WSSS-6LRC



## 1/2" DRIVE LONG HEX BIT SOCKETS, SAE

### High-Polished Chrome Finish

Product Code	Size (Inches)	Socket Length (Inches)	Socket Outside Diameter (Inches)	Overall Length (Inches)	Replacement Bit Product Code
SA-8LA	1/4	1 1/2	29/32	4 1/2	BITH08-06
SA-10LA	5/16	1 1/2	29/32	4 1/2	BITH10-06
SA-12LA	3/8	1 1/2	29/32	4 1/2	BITH12-04
SA-16LA	1/2	1 1/2	31/32	4 1/2	BITH16-02
SA-18LA	9/16	1 9/16	1 1/16	4 1/2	BITH18-02
SA-20LA	5/8	1 25/32	1 1/4	4 1/2	BITH20-02

### WSSS-6LRC 6 Piece Long Hex Bit Socket Set on Clip Rail

#### Contents Include:

Product Code	Size (Inches)	Product Code	Size (Inches)
SA-8LA	1/4	SA-16LA	1/2
SA-10LA	5/16	SA-18LA	9/16
SA-12LA	3/8	SA-20LA	5/8

#### Features

- High-polished chrome finish socket cleans easily.
- Two piece design allows bits to be replaced easily.



35232



32957



32955



## 1/2" DRIVE LONG LENGTH HEX BIT SOCKETS, SAE

### High-Polished Chrome Finish

Product Code	Size (Inches)	Socket Length (Inches)	Socket Outside Diameter (Inches)	Overall Length (Inches)
35238	1/4	1 1/2	29/32	5 1/2
35240	5/16	1 1/2	29/32	5 1/2
35242	3/8	1 1/2	29/32	5 1/2
35244	7/16	1 1/2	29/32	5 1/2
35232	1/2	1 1/2	7/8	5 1/2
35233	9/16	1 9/16	1	5 1/2
35234	5/8	1 25/32	1 1/16	5 1/2
35236	3/4	1 29/32	1 3/16	5 1/2

### 32957 4 Piece Hex Bit Socket Set on Clip Rail

#### Contents Include:

Product Code	Size (Inches)	Product Code	Size (Inches)
35232	1/2	35234	5/8
35233	9/16	35236	3/4

### 32955 8 Piece Hex Bit Socket Set on Clip Rail

#### Contents Include:

Product Code	Size (Inches)	Product Code	Size (Inches)	Product Code	Size (Inches)
35238	1/4	35244	7/16	35234	5/8
35240	5/16	35232	1/2	35236	3/4
35242	3/8	35233	9/16		

#### Features

- High-polished chrome finish socket cleans easily.

1/2" DRIVE

SOCKETS AND  
DRIVE TOOLS



## 1/2" DRIVE LONG LENGTH HEX BIT SOCKETS, METRIC

### High-Polished Chrome Finish

Product Code	Size (MM)	Socket Length (Inches)	Socket Outside Diameter (Inches)	Overall Length (Inches)
35294	8	1 1/2	29/32	5 1/2
35295	10	1 1/2	29/32	5 1/2
35296	12	1 1/2	29/32	5 1/2
35297	14	1 1/2	1	5 1/2
35298	17	1 1/2	1 3/32	5 1/2
35299	19	1 1/2	1 3/16	5 1/2



35294

### 32953 6 Piece Hex Bit Socket Set on Clip Rail

#### Contents Include:

Product Code	Size (MM)	Product Code	Size (MM)
35294	8	35297	14
35295	10	35298	17
35296	12	35299	19



32953

#### Features

- High-polished chrome finish socket cleans easily.



## 1/2" DRIVE TORX® BIT SOCKETS

### High-Polished Chrome Finish

Product Code	Torx® Size	Socket Length (Inches)	Socket Outside Diameter (Inches)	Overall Length (Inches)	Bit Length (Inches)
35283	T40	1 19/32	29/32	2 7/16	7/8
35284	T45	1 19/32	29/32	2 7/16	7/8
35285	T50	1 19/32	29/32	2 7/16	7/8
35286	T55	1 19/32	29/32	2 7/16	7/8
35287	T60	1 19/32	29/32	2 7/16	7/8



35283



32908

### 32908 5 Piece Torx® Bit Socket Set on Clip Rail

#### Contents Include:

Product Code	Torx® Size	Product Code	Torx® Size
35283	T40	35286	T55
35284	T45	35287	T60
35285	T50		

#### Features

- High-polished chrome finish socket cleans easily.



## 1/2" DRIVE SCREWDRIVER BIT SOCKETS

### High-Polished Chrome Finish, Phillips® and Slotted

Product Code	Size (Inches) / Point Size	Socket Length (Inches)	Socket Outside Diameter (Inches)	Overall Length (Inches)	Replacement Bit Product Code
<b>Slotted Bits:</b>					
SA-10A-3S	23/64 x .061	1 1/2	29/32	2 9/32	BITHS03
SA-12A-4S	27/64 x .075	1 1/2	29/32	2 1/4	BITHS04
<b>Phillips® Bits:</b>					
SA-10A-3P	#3	1 1/2	29/32	2 1/4	BITPH03-02
SA-12A-4P	#4	1 1/2	29/32	2 1/4	BITPH04-01



SA-10A-3P

SA-10A-3S



WSSSP-4RC

### WSSSP-4RC 4 Piece Screwdriver Bit Socket Set on Clip Rail

#### Contents Include:

Product Code	Tip Size	Product Code	Tip Size
SA-10A-3S	23/64 x .061	SA-10A-3P	3
SA-12A-4S	27/64 x .075	SA-12A-4P	4

#### Features

- High-polished chrome finish socket cleans easily.
- Two piece design allows bits to be replaced easily.





35251

32906



## 1/2" DRIVE PHILLIPS® SCREWDRIVER BIT SOCKETS

High-Polished Chrome Finish

Product Code	Tip Size	Socket Length (Inches)	Socket Outside Diameter (Inches)	Overall Length (Inches)	Bit Length (Inches)
<b>Phillips® Bits:</b>					
35251	#2	1 19/32	29/32	2 7/16	7/8
35252	#3	1 19/32	29/32	2 7/16	7/8
35253	#4	1 19/32	29/32	2 7/16	7/8

### 32906 3 Piece Phillips® Screwdriver Bit Socket Set on Clip Rail

Contents Include:

Product Code	Tip Size
35251	#2
35252	#3
35253	#4

#### Features

- High-polished chrome finish socket cleans easily.



SB-30



## 1/2" DRIVE DRAG LINK SOCKETS

High-Polished Chrome Finish

Product Code	Overall Length (Inches)	Tip Thickness (Inches)	Tip Width (Inches)
SB-30	1 5/8	5/32	15/16
SB-40	1 11/16	5/32	1 3/16

Fed. Spec: ANSI B107.1

#### Features

- Ideal for drag links on trucks and heavy equipment, as well as large screws.



SB-526



## 1/2" DRIVE 5 POINT PENTA-SOCKET

Black Industrial Finish

Product Code	Size (Inches)	Dimensions (Inches)						
		A (OAL)	B (Drive End Diameter)	C (Working End Diameter)	D (Broach Depth)	E (Bolt Clearance Depth)	F (Bolt Clearance Diameter)	F (Nose Length)
SB-526	5/64	1 1/4	1 1/8	1 1/8	7/16	1/2	23/32	-

#### Features

- 5 point Penta-Socket services 5 point nuts found on tamper-resistant Buffalo covers used by gas, electric, and some water companies to protect shutoff gates.



1/2" DRIVE


SOCKETS AND DRIVE TOOLS



## 1/2" DRIVE SOCKET FLEXTENSIONS

Williams Flexension are used extensively in engine and heavy equipment manufacturing, assembly and repair. They increase productivity by featuring an integrated (non-removable) design of the drive extension and socket to allow for reliable, continuous work without concern for the socket disconnecting from the extension as could happen with hand-tool type ball retained sockets.

See pages 313 to 314 for 3/8" Drive Socket Flexensions.



## 1/2" DRIVE SOCKET FLEXTENSIONS, SAE

### Black Industrial Finish

Product Code	Drive	A Shank Length	Tension	Socket Points	Socket	B Socket Length	C Socket Diameter	D Nose Diameter	E Hex Depth
ISSXT312	1/2"	3.02"/76.7MM	Yes	6	3/8	1.06"/26.9MM	0.90"/22.7MM	0.63"/16.0MM	0.28"/7.1MM
ISSX312	1/2"	3.02"/76.7MM	No	6	3/8	1.06"/26.9MM	0.90"/22.7MM	0.63"/16.0MM	0.28"/7.1MM
ISSXT412	1/2"	4.09"/103.9MM	Yes	6	3/8	1.06"/26.9MM	0.90"/22.7MM	0.63"/16.0MM	0.28"/7.1MM
ISSX412	1/2"	4.09"/103.9MM	No	6	3/8	1.06"/26.9MM	0.90"/22.7MM	0.63"/16.0MM	0.28"/7.1MM
ISSXTD612A	1/2"	6.57"/166.9MM	Yes	12	3/8	0.81"/20.6MM	0.75"/19.1MM	0.60"/15.2MM	0.41"/10.4MM
ISSX612	1/2"	6.57"/166.9MM	No	6	3/8	1.06"/26.9MM	0.90"/22.7MM	0.63"/16.0MM	0.28"/7.1MM
ISSXT912	1/2"	9.57"/243.1MM	Yes	6	3/8	1.06"/26.9MM	0.90"/22.7MM	0.63"/16.0MM	0.28"/7.1MM
ISSX912	1/2"	9.57"/243.1MM	No	6	3/8	1.06"/26.9MM	0.90"/22.7MM	0.63"/16.0MM	0.28"/7.1MM
ISSXT314	1/2"	3.02"/76.7MM	Yes	6	7/16	1.06"/26.9MM	0.90"/22.7MM	0.76"/19.3MM	0.3"/7.6MM
ISSX314	1/2"	3.02"/76.7MM	No	6	7/16	1.06"/26.9MM	0.90"/22.7MM	0.76"/19.3MM	0.3"/7.6MM
ISSXT414	1/2"	4.09"/103.9MM	Yes	6	7/16	1.06"/26.9MM	0.90"/22.7MM	0.76"/19.3MM	0.3"/7.6MM
ISSX414	1/2"	4.09"/103.9MM	No	6	7/16	1.06"/26.9MM	0.90"/22.7MM	0.76"/19.3MM	0.3"/7.6MM
ISSXT614	1/2"	6.57"/166.9MM	Yes	6	7/16	1.06"/26.9MM	0.90"/22.7MM	0.76"/19.3MM	0.3"/7.6MM
ISSX614	1/2"	6.57"/166.9MM	No	6	7/16	1.06"/26.9MM	0.90"/22.7MM	0.76"/19.3MM	0.3"/7.6MM
ISSXT914	1/2"	9.57"/243.1MM	Yes	6	7/16	1.06"/26.9MM	0.90"/22.7MM	0.76"/19.3MM	0.3"/7.6MM
ISSX914	1/2"	9.57"/243.1MM	No	6	7/16	1.06"/26.9MM	0.90"/22.7MM	0.76"/19.3MM	0.3"/7.6MM
ISSXT316	1/2"	3.02"/76.7MM	Yes	6	1/2	1.06"/26.9MM	0.90"/22.7MM	0.76"/19.3MM	0.34"/8.6MM
ISSX316	1/2"	3.02"/76.7MM	No	6	1/2	1.06"/26.9MM	0.90"/22.7MM	0.76"/19.3MM	0.34"/8.6MM
ISSXT416	1/2"	4.09"/103.9MM	Yes	6	1/2	1.06"/26.9MM	0.90"/22.7MM	0.76"/19.3MM	0.34"/8.6MM
ISSX416	1/2"	4.09"/103.9MM	No	6	1/2	1.06"/26.9MM	0.90"/22.7MM	0.76"/19.3MM	0.34"/8.6MM
ISSXT616	1/2"	6.57"/166.9MM	Yes	6	1/2	1.06"/26.9MM	0.90"/22.7MM	0.76"/19.3MM	0.34"/8.6MM
ISSX616	1/2"	6.57"/166.9MM	No	6	1/2	1.06"/26.9MM	0.90"/22.7MM	0.76"/19.3MM	0.34"/8.6MM
ISSXT916	1/2"	9.57"/243.1MM	Yes	6	1/2	1.06"/26.9MM	0.90"/22.7MM	0.76"/19.3MM	0.34"/8.6MM
ISSX916	1/2"	9.57"/243.1MM	No	6	1/2	1.06"/26.9MM	0.90"/22.7MM	0.76"/19.3MM	0.34"/8.6MM
ISSXT418	1/2"	4.09"/103.9MM	Yes	6	9/16	1.06"/26.9MM	0.90"/22.7MM	0.82"/20.8MM	0.44"/11.2MM
ISSX418	1/2"	4.09"/103.9MM	No	6	9/16	1.06"/26.9MM	0.90"/22.7MM	0.82"/20.8MM	0.44"/11.2MM
SPSXTL618	1/2"	6.57"/166.9MM	Yes	6	9/16	0.78"/19.8MM	0.90"/22.7MM	0.76"/19.4MM	0.16"/4.1MM
SPSXL618	1/2"	6.57"/166.9MM	No	6	9/16	0.78"/19.8MM	0.90"/22.7MM	0.76"/19.4MM	0.16"/4.1MM
ISSXT618	1/2"	6.57"/166.9MM	Yes	6	9/16	1.06"/26.9MM	0.90"/22.7MM	0.82"/20.8MM	0.44"/11.2MM
ISSX618	1/2"	6.57"/166.9MM	No	6	9/16	1.06"/26.9MM	0.90"/22.7MM	0.82"/20.8MM	0.44"/11.2MM
ISSXT918	1/2"	9.57"/243.1MM	Yes	6	9/16	1.06"/26.9MM	0.90"/22.7MM	0.82"/20.8MM	0.44"/11.2MM
ISSX918	1/2"	9.57"/243.1MM	No	6	9/16	1.06"/26.9MM	0.90"/22.7MM	0.82"/20.8MM	0.44"/11.2MM
ISSXT1218	1/2"	12.57"/319.3MM	Yes	6	9/16	1.06"/26.9MM	0.90"/22.7MM	0.82"/20.8MM	0.44"/11.2MM
ISSX1218	1/2"	12.57"/319.3MM	No	6	9/16	1.06"/26.9MM	0.90"/22.7MM	0.82"/20.8MM	0.44"/11.2MM
ISSXT320	1/2"	3.02"/76.7MM	Yes	6	5/8	1.06"/26.9MM	0.90"/22.7MM	0.90"/22.7MM	0.44"/11.2MM
ISSX320	1/2"	3.02"/76.7MM	No	6	5/8	1.06"/26.9MM	0.90"/22.7MM	0.90"/22.7MM	0.44"/11.2MM
ISSXT420	1/2"	4.09"/103.9MM	Yes	6	5/8	1.06"/26.9MM	0.90"/22.7MM	0.90"/22.7MM	0.44"/11.2MM
ISSX420	1/2"	4.09"/103.9MM	No	6	5/8	1.06"/26.9MM	0.90"/22.7MM	0.90"/22.7MM	0.44"/11.2MM
ISSXT620	1/2"	6.57"/166.9MM	Yes	6	5/8	1.06"/26.9MM	0.90"/22.7MM	0.90"/22.7MM	0.44"/11.2MM
ISSX620	1/2"	6.57"/166.9MM	No	6	5/8	1.06"/26.9MM	0.90"/22.7MM	0.90"/22.7MM	0.44"/11.2MM
ISSX620SOC75	1/2"	6.57"/166.9MM	No	6	5/8	0.97"/24.7MM	0.90"/22.7MM	0.90"/22.7MM	0.35"/8.9MM
ISSXT920	1/2"	9.57"/243.1MM	Yes	6	5/8	1.06"/26.9MM	0.90"/22.7MM	0.90"/22.7MM	0.44"/11.2MM
ISSX920	1/2"	9.57"/243.1MM	No	6	5/8	1.06"/26.9MM	0.90"/22.7MM	0.90"/22.7MM	0.44"/11.2MM
ISSXT324	1/2"	3.02"/76.7MM	Yes	6	3/4	1.25"/31.8MM	1.00"/25.4MM	1.12"/28.4MM	0.56"/14.2MM
ISSX324	1/2"	3.02"/76.7MM	No	6	3/4	1.25"/31.8MM	1.00"/25.4MM	1.12"/28.4MM	0.56"/14.2MM








## 1/2" DRIVE SOCKET FLEXTENSIONS

Williams Flexension are used extensively in engine and heavy equipment manufacturing, assembly and repair. They increase productivity by featuring an integrated (non-removable) design of the drive extension and socket to allow for reliable, continuous work without concern for the socket disconnecting from the extension as could happen with hand-tool type ball retained sockets.

See pages 313 to 314 for 3/8" Drive Socket Flexensions



## 1/2" DRIVE SOCKET FLEXTENSIONS, SAE

### Black Industrial Finish

Product Code	Drive	Shank Length	Tension	Socket Points	Socket	Socket Length	Socket Diameter	Nose Diameter	Hex Depth
ISSXT424	1/2"	4.09"/103.9MM	Yes	6	3/4	1.25"/31.8MM	1.00"/25.4MM	1.12"/28.4MM	0.56"/14.2MM
ISSX424	1/2"	4.09"/103.9MM	No	6	3/4	1.25"/31.8MM	1.00"/25.4MM	1.12"/28.4MM	0.56"/14.2MM
ISSXT624	1/2"	6.57"/166.9MM	Yes	6	3/4	1.25"/31.8MM	1.00"/25.4MM	1.12"/28.4MM	0.56"/14.2MM
ISSX624	1/2"	6.57"/166.9MM	No	6	3/4	1.25"/31.8MM	1.00"/25.4MM	1.12"/28.4MM	0.56"/14.2MM
ISSX624MOD	1/2"	6.57"/166.9MM	No	6	3/4	0.85"/21.6MM	1.00"/25.4MM	1.12"/28.4MM	0.31"/7.9MM
ISDX624LD	1/2"	6.57"/166.9MM	No	12	3/4	0.85"/21.6MM	1.00"/25.4MM	1.00"/25.4MM	0.31"/7.9MM
ISSXT924	1/2"	9.57"/243.1MM	Yes	6	3/4	1.25"/31.8MM	1.00"/25.4MM	1.12"/28.4MM	0.56"/14.2MM
ISSX924	1/2"	9.57"/243.1MM	No	6	3/4	1.25"/31.8MM	1.00"/25.4MM	1.12"/28.4MM	0.56"/14.2MM
ISSXT430	1/2"	4.09"/103.9MM	Yes	6	15/16	1.31"/33.3MM	1.00"/25.4MM	1.30"/33.0MM	0.62"/15.7MM
ISSX430	1/2"	4.09"/103.9MM	No	6	15/16	1.31"/33.3MM	1.00"/25.4MM	1.30"/33.0MM	0.62"/15.7MM
ISSXT630	1/2"	6.57"/166.9MM	Yes	6	15/16	1.31"/33.3MM	1.00"/25.4MM	1.30"/33.0MM	0.62"/15.7MM
ISSX630	1/2"	6.57"/166.9MM	No	6	15/16	1.31"/33.3MM	1.00"/25.4MM	1.30"/33.0MM	0.62"/15.7MM
ISSXT930	1/2"	9.57"/243.1MM	Yes	6	15/16	1.31"/33.3MM	1.00"/25.4MM	1.30"/33.0MM	0.62"/15.7MM
ISSX930	1/2"	9.57"/243.1MM	No	6	15/16	1.31"/33.3MM	1.00"/25.4MM	1.30"/33.0MM	0.62"/15.7MM
ISSXT1230	1/2"	12.57"/319.3MM	Yes	6	15/16	1.31"/33.3MM	1.00"/25.4MM	1.30"/33.0MM	0.62"/15.7MM
ISSX1230	1/2"	12.57"/319.3MM	No	6	15/16	1.31"/33.3MM	1.00"/25.4MM	1.30"/33.0MM	0.62"/15.7MM



## 1/2" DRIVE SOCKET FLEXTENSIONS, METRIC

### Black Industrial Finish

Product Code	Drive	Shank Length	Tension	Socket Points	Socket (mm)	Socket Length	Socket Diameter	Socket Nose Diameter	Socket Hex Depth
ISSXTM410	1/2"	4.09"/103.9MM	Yes	6	10	1.06"/26.9MM	0.90"/22.7MM	0.63"/16.0MM	0.28"/7.1MM
ISSXM410	1/2"	4.09"/103.9MM	No	6	10	1.06"/26.9MM	0.90"/22.7MM	0.63"/16.0MM	0.28"/7.1MM
ISSXTMD610	1/2"	6.57"/166.9MM	Yes	12	10	1.30"/33.0MM	0.90"/22.7MM	0.59"/15.0MM	0.31"/7.9MM
ISSXM610	1/2"	6.57"/166.9MM	No	6	10	1.06"/26.9MM	0.90"/22.7MM	0.63"/16.0MM	0.28"/7.1MM
ISSXTM910	1/2"	9.57"/243.1MM	Yes	6	10	1.06"/26.9MM	0.90"/22.7MM	0.63"/16.0MM	0.28"/7.1MM
ISSXM910	1/2"	9.57"/243.1MM	No	6	10	1.06"/26.9MM	0.90"/22.7MM	0.63"/16.0MM	0.28"/7.1MM
ISSXTM412	1/2"	4.09"/103.9MM	Yes	6	12	1.06"/26.9MM	0.90"/22.7MM	0.76"/19.3MM	0.34"/8.6MM
ISSXM412	1/2"	4.09"/103.9MM	No	6	12	1.06"/26.9MM	0.90"/22.7MM	0.76"/19.3MM	0.34"/8.6MM
ISSXTM612	1/2"	6.57"/166.9MM	Yes	6	12	1.06"/26.9MM	0.90"/22.7MM	0.76"/19.3MM	0.34"/8.6MM
ISSXM612	1/2"	6.57"/166.9MM	No	6	12	1.06"/26.9MM	0.90"/22.7MM	0.76"/19.3MM	0.34"/8.6MM
ISSXTM912	1/2"	9.57"/243.1MM	Yes	6	12	1.06"/26.9MM	0.90"/22.7MM	0.76"/19.3MM	0.34"/8.6MM
ISSXM912	1/2"	9.57"/243.1MM	No	6	12	1.06"/26.9MM	0.90"/22.7MM	0.76"/19.3MM	0.34"/8.6MM
ISSXTM413	1/2"	4.09"/103.9MM	Yes	6	13	1.06"/26.9MM	0.90"/22.7MM	0.76"/19.3MM	0.34"/8.6MM
ISSXM413	1/2"	4.09"/103.9MM	No	6	13	1.06"/26.9MM	0.90"/22.7MM	0.76"/19.3MM	0.34"/8.6MM
ISSXTM613	1/2"	6.57"/166.9MM	Yes	6	13	1.06"/26.9MM	0.90"/22.7MM	0.76"/19.3MM	0.34"/8.6MM
ISSXM613	1/2"	6.57"/166.9MM	No	6	13	1.06"/26.9MM	0.90"/22.7MM	0.76"/19.3MM	0.34"/8.6MM

### Features

- Made in the U.S.A.
- Durable black oxide finish.
- Socket retention pin is TIG welded, providing full rotation power to the socket.
- Sockets feature SUPERTORQUE® lobular openings for greater turning power without deforming the fastener.
- Drive end has a 7/32" cross hole & bevel for ease of use.

- Up to 30 degree angle offset.
- Flexensions are designed for use on hand and power tools (Impulse or Direct drive); NOT FOR IMPACT TOOL USE.
- Maximum working torque values: 160 Ft. Lbs. /1920 In. Lbs. /217 Nm
- Other lengths and socket sizes available by special order. Contact your Snap-on Industrial Brands representative..



1/2" DRIVE

SOCKETS AND DRIVE TOOLS



## 1/2" DRIVE SOCKET FLEXTENSIONS

Williams Flexension are used extensively in engine and heavy equipment manufacturing, assembly and repair. They increase productivity by featuring an integrated (non-removable) design of the drive extension and socket to allow for reliable, continuous work without concern for the socket disconnecting from the extension as could happen with hand-tool type ball retained sockets.

See pages 313 to 314 for 3/8" Drive Socket Flexensions



## 1/2" DRIVE SOCKET FLEXTENSION, METRIC

### Black Industrial Finish

Product Code	Drive	A Shank Length	Tension	Socket Points	Socket (mm)	B Socket Length	C Socket Diameter	D Socket Nose Diameter	E Socket Hex Depth
ISSXTM913	1/2"	9.57"/243.1MM	Yes	6	13	1.06"/26.9MM	0.90"/22.7MM	0.76"/19.3MM	0.34"/8.6MM
ISSXM913	1/2"	9.57"/243.1MM	No	6	13	1.06"/26.9MM	0.90"/22.7MM	0.76"/19.3MM	0.34"/8.6MM
ISSXTM1013	1/2"	10.57"/268.5MM	Yes	6	13	1.06"/26.9MM	0.90"/22.7MM	0.76"/19.3MM	0.34"/8.6MM
ISSXM1013	1/2"	10.57"/268.5MM	No	6	13	1.06"/26.9MM	0.90"/22.7MM	0.76"/19.3MM	0.34"/8.6MM
ISSX-TM415	1/2"	4.09"/103.9MM	Yes	6	15	1.06"/26.9MM	0.90"/22.7MM	0.88"/22.4MM	0.42"/10.7MM
ISSXM415	1/2"	4.09"/103.9MM	No	6	15	1.06"/26.9MM	0.90"/22.7MM	0.88"/22.4MM	0.42"/10.7MM
ISSXTM615	1/2"	6.57"/166.9MM	Yes	6	15	1.06"/26.9MM	0.90"/22.7MM	0.88"/22.4MM	0.42"/10.7MM
ISSXM615	1/2"	6.57"/166.9MM	No	6	15	1.06"/26.9MM	0.90"/22.7MM	0.88"/22.4MM	0.42"/10.7MM
ISSX-TM915	1/2"	9.57"/243.1MM	Yes	6	15	1.06"/26.9MM	0.90"/22.7MM	0.88"/22.4MM	0.42"/10.7MM
ISSXM915	1/2"	9.57"/243.1MM	No	6	15	1.06"/26.9MM	0.90"/22.7MM	0.88"/22.4MM	0.42"/10.7MM
ISSXTM416	1/2"	4.09"/103.9MM	Yes	6	16	1.06"/26.9MM	0.90"/22.7MM	0.90"/22.7MM	0.45"/11.4MM
ISSXM416	1/2"	4.09"/103.9MM	No	6	16	1.06"/26.9MM	0.90"/22.7MM	0.90"/22.7MM	0.45"/11.4MM
ISSXMD416	1/2"	4.09"/103.9MM	No	12	16	1.06"/26.9MM	0.90"/22.7MM	0.90"/22.7MM	0.44"/11.2MM
ISSXTM616	1/2"	6.57"/166.9MM	Yes	6	16	1.06"/26.9MM	0.90"/22.7MM	0.90"/22.7MM	0.45"/11.4MM
ISSXM616	1/2"	6.57"/166.9MM	No	6	16	1.06"/26.9MM	0.90"/22.7MM	0.90"/22.7MM	0.45"/11.4MM
SPSXMD616	1/2"	6.57"/166.9MM	No	12	16	1.06"/26.9MM	0.90"/22.7MM	0.90"/22.7MM	0.44"/11.2MM
ISSXTM916	1/2"	9.57"/243.1MM	Yes	6	16	1.06"/26.9MM	0.90"/22.7MM	0.90"/22.7MM	0.45"/11.4MM
ISSXM916	1/2"	9.57"/243.1MM	No	6	16	1.06"/26.9MM	0.90"/22.7MM	0.90"/22.7MM	0.45"/11.4MM
ISSXTM1016	1/2"	10.57"/268.5MM	Yes	6	16	1.06"/26.9MM	0.90"/22.7MM	0.90"/22.7MM	0.45"/11.4MM
ISSXM1016	1/2"	10.57"/268.5MM	No	6	16	1.06"/26.9MM	0.90"/22.7MM	0.90"/22.7MM	0.45"/11.4MM
ISSXTM1216	1/2"	12.57"/319.3MM	Yes	6	16	1.06"/26.9MM	0.90"/22.7MM	0.90"/22.7MM	0.45"/11.4MM
ISSXM1216	1/2"	12.57"/319.3MM	No	6	16	1.06"/26.9MM	0.90"/22.7MM	0.90"/22.7MM	0.45"/11.4MM
ISSXTM418	1/2"	4.09"/103.9MM	Yes	6	18	1.06"/26.9MM	1.00"/25.4MM	1.00"/25.4MM	0.45"/11.4MM
ISSXM418	1/2"	4.09"/103.9MM	No	6	18	1.06"/26.9MM	1.00"/25.4MM	1.00"/25.4MM	0.45"/11.4MM
SPSXMD418	1/2"	4.09"/103.9MM	No	12	18	0.88"/22.4MM	1.00"/25.4MM	1.00"/25.4MM	0.30"/7.6MM
ISSXTM618	1/2"	6.57"/166.9MM	Yes	6	18	1.06"/26.9MM	1.00"/25.4MM	1.00"/25.4MM	0.45"/11.4MM
ISSXM618	1/2"	6.57"/166.9MM	No	6	18	1.06"/26.9MM	1.00"/25.4MM	1.00"/25.4MM	0.45"/11.4MM
SPSXMD618	1/2"	6.57"/166.9MM	No	12	18	0.88"/22.4MM	1.00"/25.4MM	1.00"/25.4MM	0.30"/7.6MM
ISSXTM918	1/2"	9.57"/243.1MM	Yes	6	18	1.06"/26.9MM	1.00"/25.4MM	1.00"/25.4MM	0.45"/11.4MM
ISSXM918	1/2"	9.57"/243.1MM	No	6	18	1.06"/26.9MM	1.00"/25.4MM	1.00"/25.4MM	0.45"/11.4MM
ISSXTM1018	1/2"	10.57"/268.5MM	Yes	6	18	1.06"/26.9MM	1.00"/25.4MM	1.00"/25.4MM	0.45"/11.4MM
ISSXM1018	1/2"	10.57"/268.5MM	No	6	18	1.06"/26.9MM	1.00"/25.4MM	1.00"/25.4MM	0.45"/11.4MM

### Features

- Made in the U.S.A.
- Durable black oxide finish.
- Socket retention pin is TIG welded, providing full rotation power to the socket.
- Sockets feature SUPERTORQUE® lobular openings for greater turning power without deforming the fastener.
- Drive end has a 7/32" cross hole & bevel for ease of use.

- Up to 30 degree angle offset.
- Flexensions are designed for use on hand and power tools (Impulse or Direct drive); NOT FOR IMPACT TOOL USE.
- Maximum working torque values: 160 Ft. Lbs. /1920 In. Lbs. /217 Nm
- Other lengths and socket sizes available by special order. Contact your Snap-on Industrial Brands representative.





## 1/2" DRIVE IMPACT EXTENSIONS AND ACCESSORIES

### Black Industrial Finish

Product Code	Description	Length (Inches)	Socket Retention
4-102	Impact Extension	3 1/2	Lock Ring
4-105A	Impact Extension	5	Spring Plunger
4-110A	Impact Extension	10	Spring Plunger
4-140B	Impact Universal Joint	2 1/2	Spring Plunger
4-2F	3/8" M x 1/2" F Adapter	2 1/4	Spring Plunger
4-6	3/4" M x 1/2" F Adapter	1 1/4	Through Hole

Fed. Spec: ANSI B107.2



### Features

- Specially heat treated for impact use to provide long life, safety, and durability.
- Spring plunger provides secure socket retention for safety and convenience.
- Suitable for use with pneumatic and electric impact wrenches.



## 1/2" DRIVE HEX TO SQUARE SHANK IMPACT EXTENSIONS

### Black Industrial Finish

Product Code	Hex Shank Size (Inches)	Square Drive Size (Inches)	Length (Inches)
4-33B	7/16	1/2	2 3/4
4-35B	7/16	1/2	5
4-53B	5/8	1/2	2 3/4



### Features

- Specially heat treated for impact use to provide long life, safety, and durability.
- Spring plunger provides secure socket retention for safety and convenience.
- Suitable for use with pneumatic and electric impact wrenches.



## 1/2" DRIVE IMPACT EXTENSIONS AND ACCESSORIES

### Black Industrial Finish

Product Code	Description	Length (Inches)	Socket Retention
37002	Impact Extension	3	Ball
37003	Impact Extension	6	Ball
37004	Impact Extension	10	Ball
37001	Impact Universal Joint	2 9/16	Ball
37005	1/2" F x 3/8" M Adapter	1 7/8	Ball

Fed. Spec: ANSI B107.2

### Features

- Specially heat treated for impact use to provide long life, safety, and durability.
- Ball socket retention for fast socket changes.
- Suitable for use with pneumatic and electric impact wrenches.
- Drive end features pin retention hole and groove.

1/2" DRIVE

SOCKETS AND  
DRIVE TOOLS

# 1/2" DRIVE SHALLOW IMPACT SOCKETS, 6 POINT, SAE

Black Industrial Finish

Product Code	Size (Inches)	A OAL (Inches)	B Drive End Diameter (Inches)	C Working End Diameter (Inches)	D Broach Depth (Inches)	E		F Nose Length (Inches)
						Bolt Clearance Depth (Inches)	Bolt Clearance Diameter (Inches)	
4-612	3/8	1 1/2	29/32	19/32	1/4	7/8	11/32	11/16
4-614	7/16	1 1/2	29/32	23/32	5/16	7/8	13/32	11/16
4-616	1/2	1 1/2	29/32	13/16	13/32	7/8	15/32	11/16
4-618	9/16	1 1/2	29/32	7/8	13/32	7/8	15/32	11/16
4-620	5/8	1 1/2	31/32	31/32	15/32	7/8	1/2	-
4-622	11/16	1 1/2	1 1/16	1 1/16	13/16	27/32	5/8	-
4-624	3/4	1 1/2	1 1/8	1 1/8	13/16	27/32	11/16	-
4-626	13/16	1 1/2	1 1/4	1 1/4	13/16	13/16	25/32	-
4-628	7/8	1 1/2	1 5/16	1 5/16	13/16	13/16	7/8	-
4-630	15/16	1 3/4	1 3/8	1 3/8	1 1/32	1 1/16	15/16	-
4-632	1	1 3/4	1 7/16	1 7/16	1 1/32	1 1/16	1	-
4-634	1 1/16	2	1 9/16	1 9/16	1 1/4	1 9/32	1 1/32	-
4-636	1 1/8	2	1 5/8	1 5/8	1 1/4	1 9/32	1 1/8	-
4-638	1 3/16	2	1 11/16	1 11/16	1 1/4	1 9/32	1 5/32	-
4-640	1 1/4	2	1 3/4	1 3/4	13/16	1 9/32	1 7/32	-
4-642	1 5/16	2	1 1/2	1 7/8	7/8	1 3/8	1 1/16	-
4-644	1 3/8	2	1 1/2	1 15/16	7/8	1 3/8	1 1/16	-
4-646	1 7/16	2	1 1/2	2	29/32	1 3/8	1 1/16	-
4-648	1 1/2	2	1 9/16	2 1/8	29/32	1 3/8	1 1/16	-

Fed. Spec: ANSI B107.2

## WS-4-7RC 7 Piece 1/2" Drive Shallow 6 Point Impact Socket Set on Clip Rail

Contents Include:

Product Code	Size (Inches)	Product Code	Size (Inches)
4-614	7/16	4-622	11/16
4-616	1/2	4-624	3/4
4-618	9/16	4-626	13/16
4-620	5/8		

## WS-4-11RC 11 Piece 1/2" Drive Shallow 6 Point Impact Socket Set on Clip Rail

Contents Include:

Product Code	Size (Inches)	Product Code	Size (Inches)	Product Code	Size (Inches)
4-616	1/2	4-624	3/4	4-632	1
4-618	9/16	4-626	13/16	4-634	1 1/16
4-620	5/8	4-628	7/8	4-636	1 1/8
4-622	11/16	4-630	15/16		

## WS-4-14 14 Piece 1/2" Drive Shallow 6 Point Impact Socket Set on Clip Rail

Contents Include:

Product Code	Size (Inches)	Product Code	Size (Inches)	Product Code	Size (Inches)
4-612	3/8	4-622	11/16	4-632	1
4-614	7/16	4-624	3/4	4-634	1 1/16
4-616	1/2	4-626	13/16	4-636	1 1/8
4-618	9/16	4-628	7/8	4-640	1 1/4
4-620	5/8	4-630	15/16		

## WS-4-19RC 19 Piece 1/2" Drive Shallow 6 Point Impact Socket Set on Clip Rail

Contents Include:

Product Code	Size (Inches)	Product Code	Size (Inches)	Product Code	Size (Inches)	Product Code	Size (Inches)
4-612	3/8	4-622	11/16	4-632	1	4-642	1 5/16
4-614	7/16	4-624	3/4	4-634	1 1/16	4-644	1 3/8
4-616	1/2	4-626	13/16	4-636	1 1/8	4-646	1 7/16
4-618	9/16	4-628	7/8	4-638	1 3/16	4-648	1 1/2
4-620	5/8	4-630	15/16	4-640	1 1/4		

### Features

- SUPERTORQUE® lobular openings for greater turning power without deforming the fastener.
- Designed for maximum engagement on 6 point fasteners.
- Suitable for use with pneumatic and electric impact wrenches.
- Specially heat treated for impact use to provide long life, safety, and durability.



Side hole in socket permits use with Snap-on Industrial Brands Tools@Height drive tools such as ratchets, extensions and u-joints



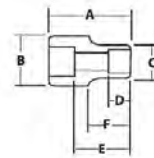
4-612, 4-624



WS-4-7RC



WS-4-11RC



WS-4-14



WS-4-19RC

1/2" DRIVE

SOCKETS AND DRIVE TOOLS







## 1/2" DRIVE SHALLOW IMPACT SOCKETS, 6 POINT, SAE

**TOOLS @ HEIGHT**  
DROP PREVENTION SYSTEM

Side hole in socket permits use with Snap-on Industrial Brands Tools@Height drive tools such as ratchets, extensions and u-joints



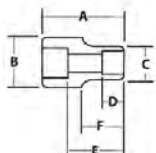
37112, 37124



37902



37904



37905

### Black Industrial Finish

Product Code	Size (Inches)	OAL (Inches)	A		B		C		D		E		F	
			Drive End Diameter (Inches)	Working End Diameter (Inches)	Drive End Diameter (Inches)	Working End Diameter (Inches)	Broach Depth (Inches)	Broach Depth (Inches)	Bolt Clearance Depth (Inches)	Bolt Clearance Depth (Inches)	Bolt Clearance Diameter (Inches)	Bolt Clearance Diameter (Inches)	Nose Length (Inches)	Nose Length (Inches)
37112	3/8	1 1/2	15/16	5/8	9/16	7/8	5/16	5/16	3/4	3/4	3/4	3/4	3/4	3/4
37114	7/16	1 1/2	15/16	23/32	9/16	13/16	13/32	13/32	3/4	3/4	3/4	3/4	3/4	3/4
37116	1/2	1 1/2	15/16	13/16	9/16	21/32	15/32	15/32	3/4	3/4	3/4	3/4	3/4	3/4
37118	9/16	1 1/2	15/16	7/8	9/16	27/32	17/32	17/32	3/4	3/4	3/4	3/4	3/4	3/4
37120	5/8	1 1/2	1	31/32	1/2	29/32	9/16	9/16	3/4	3/4	3/4	3/4	3/4	3/4
37122	11/16	1 1/2	1 1/8	1 1/32	17/32	29/32	21/32	21/32	3/4	3/4	3/4	3/4	3/4	3/4
37124	3/4	1 1/2	1 1/8	1 1/8	3/4	29/32	29/32	29/32	3/4	3/4	3/4	3/4	3/4	3/4
37126	13/16	1 1/2	1 3/16	1 3/16	3/4	29/32	29/32	29/32	3/4	3/4	3/4	3/4	3/4	3/4
37128	7/8	1 1/2	1 1/4	1 1/4	3/4	15/16	15/16	15/16	3/4	3/4	3/4	3/4	3/4	3/4
37130	15/16	1 3/4	1 3/8	1 3/8	1	1 1/32	1 1/32	1 1/32	3/4	3/4	3/4	3/4	3/4	3/4
37132	1	1 3/4	1 1/2	1 1/2	1	1 1/32	1 1/32	1 1/32	3/4	3/4	3/4	3/4	3/4	3/4
37134	1 1/16	1 3/4	1 17/32	1 17/32	1	1 1/32	1 1/32	1 1/32	3/4	3/4	3/4	3/4	3/4	3/4
37136	1 1/8	1 3/4	1 5/8	1 5/8	1	1 3/16	1 3/16	1 3/16	3/4	3/4	3/4	3/4	3/4	3/4
37138	1 3/16	1 3/4	1 5/8	1 5/8	1	1 3/16	1 3/16	1 3/16	3/4	3/4	3/4	3/4	3/4	3/4
37140	1 1/4	1 3/4	1 3/4	1 3/4	1	1 5/32	1 5/32	1 5/32	3/4	3/4	3/4	3/4	3/4	3/4
37142	1 5/16	1 3/4	1 7/8	1 7/8	31/32	31/32	1 7/32	1 7/32	3/4	3/4	3/4	3/4	3/4	3/4
37144	1 3/8	2	1 57/64	1 57/64	1 1/16	1 1/16	1 19/64	1 19/64	3/4	3/4	3/4	3/4	3/4	3/4
37146	1 7/16	2	1 31/32	1 31/32	1 1/16	1 1/16	1 11/32	1 11/32	3/4	3/4	3/4	3/4	3/4	3/4
37148	1 1/2	2	2 1/8	2 1/8	1 1/16	1 1/16	1 3/8	1 3/8	3/4	3/4	3/4	3/4	3/4	3/4

Fed. Spec. ANSI B107.2

### 37902 9 Piece 1/2" Drive Shallow 6 Point Impact Socket Set on Clip Rail

#### Contents Include:

Product Code	Size (Inches)	Product Code	Size (Inches)	Product Code	Size (Inches)
37116	1/2	37122	11/16	37128	7/8
37118	9/16	37124	3/4	37130	15/16
37120	5/8	37126	13/16	37132	1

### 37904 14 Piece 1/2" Drive Shallow 6 Point Impact Socket Set on Clip Rail

#### Contents Include:

Product Code	Size (Inches)	Product Code	Size (Inches)	Product Code	Size (Inches)
37112	3/8	37122	11/16	37132	1
37114	7/16	37124	3/4	37134	1 1/16
37116	1/2	37126	13/16	37136	1 1/8
37118	9/16	37128	7/8	37140	1 1/4
37120	5/8	37130	15/16		

### 37905 19 piece 1/2" Drive Impact Shallow 6 Point Socket Set on Clip Rails

#### Contents Include:

Product Code	Size (Inches)	Product Code	Size (Inches)	Product Code	Size (Inches)	Product Code	Size (Inches)
37112	3/8	37122	11/16	37132	1	37142	1 5/16
37114	7/16	37124	3/4	37134	1 1/16	37144	1 3/8
37116	1/2	37126	13/16	37136	1 1/8	37146	1 7/16
37118	9/16	37128	7/8	37138	1 3/16	37148	1 1/2
37120	5/8	37130	15/16	37140	1 1/4		

#### Features

- SUPERTORQUE® lobular openings for greater turning power without deforming the fastener.
- Designed for maximum engagement on 6 point fasteners.
- Suitable for use with pneumatic and electric impact wrenches.
- Specially heat treated for impact use to provide long life, safety, and durability.
- Drive end features pin retention hole and groove.

1/2" DRIVE

SOCKETS AND DRIVE TOOLS



## 1/2" DRIVE SHALLOW IMPACT SOCKETS, 12 POINT, SAE

### Black Industrial Finish

Product Code	Size (Inches)	A		B		C		D		E		F
		OAL (Inches)	Drive End Diameter (Inches)	Working End Diameter (Inches)	Broach Depth (Inches)	Bolt Clearance Depth (Inches)	Bolt Clearance Diameter (Inches)	Nose Length (Inches)				
35512	3/8	1 1/2	7/8	5/8	3/8	/	1/4	5/8				
35514	7/16	1 1/2	7/8	3/4	3/8	/	1/4	5/8				
35516	1/2	1 1/2	7/8	3/4	3/8	/	1/4	5/8				
35518	9/16	1 1/2	1	7/8	3/8	/	1/2	5/8				
35520	5/8	1 1/2	1	1	1/2	/	1/2	/				
35522	11/16	1 1/2	1	1	1/2	/	1/2	/				
35524	3/4	1 1/2	1	1	1/2	/	5/8	/				
35526	13/16	1 1/2	1 1/8	1 1/8	1/2	/	3/4	/				
35528	7/8	1 1/2	1 1/4	1 1/4	1/2	/	3/4	/				
35530	15/16	1 1/2	1 1/4	1 1/4	1/2	/	7/8	/				
35532	1	1 1/2	1 1/4	1 1/2	1/2	/	7/8	/				
35534	1 1/16	1 9/16	1 1/2	1 1/2	5/8	/	1	/				
35536	1 1/8	1 9/16	1 1/2	1 1/2	3/4	/	1	9/16				
35538	1 3/16	1 9/16	1 1/2	1 5/8	3/4	/	1	9/16				
35540	1 1/4	1 9/16	1 1/2	1 3/4	3/4	/	1 1/8	9/16				
35542	1 5/16	1 5/8	1 1/2	1 3/4	7/8	/	1 1/8	9/16				
35544	1 3/8	1 5/8	1 1/2	1 7/8	7/8	/	1 1/4	9/16				
35546	1 7/16	1 5/8	1 1/2	2	7/8	/	1 1/4	9/16				
35548	1 1/2	1 5/8	1 1/2	2	1	/	1 3/8	9/16				



35512

Side hole in socket permits use with Snap-on Industrial Brands Tools@Height drive tools such as ratchets, extensions and u-joints

### 37923 11 piece 1/2" Drive Impact Shallow 12 Point Socket Set on Clip Rails

Product Code	Size (Inches)	Product Code	Size (Inches)	Product Code	Size (Inches)
35512	3/8	35520	5/8	35528	7/8
35514	7/16	35522	11/16	35530	15/16
35516	1/2	35524	3/4	35532	1
35518	9/16	35526	13/16		



37923

#### Features

- SUPERTORQUE® lobular openings for greater turning power without deforming the fastener
- Designed for maximum engagement on 6 and 12 point fasteners
- Suitable for use with pneumatic and electric impact wrenches
- Specially heat treated for impact use to provide long life, safety, and durability
- Drive end features pin retention hole and groove



## 1/2" DRIVE UNIVERSAL IMPACT SOCKETS, 6 POINT, SAE

### Black Industrial Finish

Product Code	Size (Inches)	A		B		C		D		E		F
		OAL (Inches)	Drive End Diameter (Inches)	Working End Diameter (Inches)	Broach Depth (Inches)	Bolt Clearance Depth (Inches)	Bolt Clearance Diameter (Inches)	Nose Length (Inches)				
37216	1/2	2 3/4	1	3/4	3/8	9/16	7/16	1				
37218	9/16	2 3/4	1	3/4	3/8	9/16	7/16	1				
37220	5/8	2 3/4	1	3/4	3/8	9/16	9/16	1				
37222	11/16	2 3/4	1 1/4	1	1/2	11/16	11/16	1 1/4				
37224	3/4	2 3/4	1 1/4	1	1/2	11/16	11/16	1 1/4				
37226	13/16	3	1 1/4	1 1/4	5/8	13/16	13/16	1 1/2				
37228	7/8	3	1 1/4	1 1/4	5/8	13/16	13/16	1 1/2				

Fed. Spec: ANSI B107.2

### 37918 7 Piece 1/2" Drive Universal 6 Point Impact Socket Set on Clip Rail

Product Code	Size (Inches)	Product Code	Size (Inches)	Product Code	Size (Inches)
37216	1/2	37222	11/16	37228	7/8
37218	9/16	37224	3/4		
37220	5/8	37226	13/16		



37224

Side hole in socket permits use with Snap-on Industrial Brands Tools@Height drive tools such as ratchets, extensions and u-joints

#### Features

- SUPERTORQUE® lobular openings for greater turning power without deforming the fastener
- Designed for maximum engagement on 6 point fasteners
- Suitable for use with pneumatic and electric impact wrenches
- Specially heat treated for impact use to provide long life, safety, and durability
- Drive end features pin retention hole and groove



37918

1/2" DRIVE

SOCKETS AND DRIVE TOOLS





14-612 14-624

**TOOLS @ HEIGHT**  
DROP PREVENTION SYSTEM

Side hole in socket permits use with Snap-on Industrial Brands Tools@Height drive tools such as ratchets, extensions and u-joints

## 1/2" DRIVE DEEP IMPACT SOCKETS, 6 POINT, SAE

### Black Industrial Finish

Product Code	Size (Inches)	OAL (Inches)	Drive End Diameter (Inches)	Working End Diameter (Inches)	Broach Depth (Inches)	Bolt Clearance Depth (Inches)	Bolt Clearance Diameter (Inches)	Nose Length (Inches)
14-612	3/8	3 1/4	29/32	19/32	5/16	2 5/8	11/32	2 15/32
14-614	7/16	3 1/4	29/32	23/32	11/32	2 5/8	13/62	2 19/32
14-616	1/2	3 1/4	29/32	13/16	19/32	2 5/8	15/62	2 19/32
14-618	9/16	3 1/4	29/32	7/8	13/32	2 3/8	15/62	2 15/32
14-620	5/8	3 1/4	31/32	31/32	19/32	2 7/16	5/8	-
14-622	11/16	3 1/4	1 1/16	1 1/16	1/2	2	5/8	-
14-624	3/4	3 1/4	1 1/8	1 1/8	9/16	2	11/16	-
14-626	13/16	3 1/4	1 1/4	1 1/4	5/8	2	25/62	-
14-628	7/8	3 1/2	1 5/16	1 5/16	9/16	2 1/4	7/8	-
14-630	15/16	3 1/2	1 3/8	1 3/8	3/4	2 1/4	15/16	-
14-632	1	3 1/2	1 7/16	1 7/16	3/4	2 1/4	1	-
14-634	1 1/16	3 1/2	1 9/16	1 9/16	25/32	2 1/4	1 1/32	-
14-636	1 1/8	3 1/2	1 5/8	1 5/8	13/16	2 1/4	1 1/8	-
14-638	1 3/16	3 1/2	1 11/16	1 11/16	13/16	2 1/4	1 3/16	-
14-640	1 1/4	3 1/2	1 3/4	1 3/4	1	2 21/32	1 1/4	-
14-642	1 5/16	3 1/2	1 1/2	1 7/8	19/16	2 7/8	1 1/16	-
14-644	1 3/8	3 1/2	1 1/2	2	29/32	2 7/8	1 1/16	-
14-646	1 7/16	3 1/2	1 1/2	2	29/32	2 7/8	1 1/16	-
14-648	1 1/2	3 1/2	1 9/16	2 1/8	29/32	2 7/8	1 1/16	-

Fed. Spec: ANSI B107.2



WS-14-11

### WS-14-11 11 Piece 1/2" Drive Deep 6 Point Impact Socket Set on Clip Rail

**Contents Include:**

Product Code	Size (Inches)	Product Code	Size (Inches)	Product Code	Size (Inches)
14-612	3/8	14-620	5/8	14-628	7/8
14-614	7/16	14-622	11/16	14-630	15/16
14-616	1/2	14-624	3/4	14-632	1
14-618	9/16	14-626	13/16		



WS-14-14RC

### WS-14-14RC 14 Piece 1/2" Drive Deep 6 Point Impact Socket Set on Clip Rail

**Contents Include:**

Product Code	Size (Inches)	Product Code	Size (Inches)	Product Code	Size (Inches)
14-612	3/8	14-622	11/16	14-632	1
14-614	7/16	14-624	3/4	14-634	1 1/16
14-616	1/2	14-626	13/16	14-636	1 1/8
14-618	9/16	14-628	7/8	14-640	1 1/4
14-620	5/8	14-630	15/16		



WS-14-19RC

### WS-14-19RC 19 Piece 1/2" Drive Deep 6 Point Impact Socket Set on Clip Rail

**Contents Include:**

Product Code	Size (Inches)	Product Code	Size (Inches)	Product Code	Size (Inches)	Product Code	Size (Inches)
14-612	3/8	14-622	11/16	14-632	1	14-642	1 5/16
14-614	7/16	14-624	3/4	14-634	1 1/16	14-644	1 3/8
14-616	1/2	14-626	13/16	14-636	1 1/8	14-646	1 7/16
14-618	9/16	14-628	7/8	14-638	1 3/16	14-648	1 1/2
14-620	5/8	14-630	15/16	14-640	1 1/4		

### Features

- SUPERTORQUE® lobular openings for greater turning power without deforming the fastener.
- Designed for maximum engagement on 6 point fasteners.
- Suitable for use with pneumatic and electric impact wrenches.
- Specially heat treated for impact use to provide long life, safety, and durability.



1/2" DRIVE

SOCKETS AND DRIVE TOOLS



## 1/2" DRIVE DEEP IMPACT SOCKETS, 6 POINT, SAE

### Black Industrial Finish

Product Code	Size (Inches)	A		B		C		D		E		F
		OAL (Inches)	Drive End Diameter (Inches)	Working End Diameter (Inches)	Broach Depth (Inches)	Bolt Clearance Depth (Inches)	Bolt Clearance Diameter (Inches)	Nose Length (Inches)				
37312	3/8	3 1/4	1 5/16	5/8	1 3/32	2 1/4	1 1/32	3/4				
37314	7/16	3 1/4	1 5/16	1 1/16	1	2 3/8	1 3/32	3/4				
37316	1/2	3 1/4	1 5/16	25/32	1 3/32	2 3/8	7/16	3/4				
37318	9/16	3 1/4	1 5/16	7/8	1 5/32	2 1 1/32	1/2	3/4				
37320	5/8	3 1/4	1	3 1/32	1 5/16	2 7/16	9/16	3/4				
37322	1 1/16	3 1/4	1 1/8	1	1 3/8	2 17/32	2 1/32	3/4				
37324	3/4	3 1/4	1 1/8	1 1/8	1 5/16	2 9/16	2 3/32	-				
37326	13/16	3 1/4	1 3/16	1 3/16	1 1/2	2 1 1/32	3/4	-				
37328	7/8	3 1/2	1 1/4	1 1/4	1 15/32	2 2 1/32	2 7/32	-				
37330	15/16	3 1/2	1 3/8	1 3/8	1 13/32	2 1 1/32	2 9/32	-				
37332	1	3 1/2	1 1/2	1 1/2	1 15/32	2 5/8	1 5/16	-				
37334	1 1/16	3 1/2	1 17/32	1 17/32	1 29/32	2 1 1/32	1 1/32	-				
37336	1 1/8	3 1/2	1 5/8	1 5/8	1 7/16	2 7/16	1 1/16	-				
37338	1 3/16	3 1/2	1 2 1/32	1 2 1/32	1 13/32	2 2 1/32	1 1/16	-				
37340	1 1/4	3 1/2	1 3/4	1 3/4	1 7/16	2 3/4	1 1/16	-				
37342	1 5/16	3 1/2	1 7/8	1 7/8	1 3/8	2 43/64	1 7/32	-				
37344	1 3/8	3 1/2	1 57/64	1 57/64	1 3/8	2 43/64	1 19/64	-				
37346	1 7/16	3 1/2	1 3 1/32	1 3 1/32	1 3/8	2 43/64	1 1 1/32	-				
37348	1 1/2	3 1/2	2 1/8	2 1/8	1 3/8	2 43/64	1 3/8	-				

Fed. Spec: ANSI B107.2

### 37906 9 Piece 1/2" Drive Deep 6 Point Impact Socket Set on Clip Rail

**Contents Include:**

Product Code	Size (Inches)	Product Code	Size (Inches)	Product Code	Size (Inches)
37316	1/2	37322	1 1/16	37328	7/8
37318	9/16	37324	3/4	37330	15/16
37320	5/8	37326	13/16	37332	1

### 37908 15 Piece 1/2" Drive Deep 6 Point Impact Socket Set on Clip Rail

**Contents Include:**

Product Code	Size (Inches)	Product Code	Size (Inches)	Product Code	Size (Inches)	Product Code	Size (Inches)
37312	3/8	37320	5/8	37328	7/8	37336	1 1/8
37314	7/16	37322	1 1/16	37330	15/16	37338	1 3/16
37316	1/2	37324	3/4	37332	1	37340	1 1/4
37318	9/16	37326	13/16	37334	1 1/16		

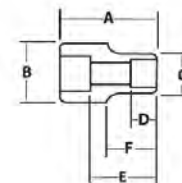

### 37909 19 piece 1/2" Drive Impact Deep 6 Point Socket Set on Clip Rails

**Contents Include:**

Product Code	Size (Inches)	Product Code	Size (Inches)	Product Code	Size (Inches)	Product Code	Size (Inches)
37312	3/8	37322	1 1/16	37332	1	37342	1 5/16
37314	7/16	37322	3/4	37334	1 1/16	37344	1 3/8
37316	1/2	37326	13/16	37336	1 1/8	37346	1 7/16
37318	9/16	37328	7/8	37338	1 3/16	37348	1 1/2
37320	5/8	37330	15/16	37340	1 1/4		

### Features

- SUPERTORQUE® lobular openings for greater turning power without deforming the fastener.
- Designed for maximum engagement on 6 point fasteners.
- Suitable for use with pneumatic and electric impact wrenches.
- Specially heat treated for impact use to provide long life, safety, and durability.
- Drive end features pin retention hole and groove.



1/2" DRIVE

SOCKETS AND DRIVE TOOLS







## 1/2" DRIVE DEEP IMPACT SOCKETS, 12 POINT, SAE



37424

37412



Side hole in socket permits use with Snap-on Industrial Brands Tools@Height drive tools such as ratchets, extensions and u-joints

### Black Industrial Finish

Product Code	Size (Inches)	A OAL (Inches)	B Drive End Diameter (Inches)	C Working End Diameter (Inches)	D Broach Depth (Inches)	E Bolt Clearance Depth (Inches)	F Bolt Clearance Diameter (Inches)	Nose Length (Inches)
37412	3/8	3 1/4	7/8	7/8	3/16	/	3/8	2
37414	7/16	3 1/4	7/8	3/4	3/16	/	3/8	2
37416	1/2	3 1/4	7/8	13/16	3/16	/	3/8	2
37418	9/16	3 1/4	15/16	7/8	5/16	/	1/2	2
37420	5/8	3 1/4	1	1	5/16	/	1/2	/
37422	11/16	3 1/4	1	1	3/4	/	9/16	/
37424	3/4	3 1/4	1	1	3/4	/	5/8	/
37426	13/16	3 1/4	1 1/8	1 1/8	1	/	3/4	/
37428	7/8	3 1/4	1 1/4	1 1/4	1	/	3/4	/
37430	15/16	3 1/4	1 1/4	1 1/4	1	/	7/8	/
37432	1	3 1/4	1 1/2	1 1/2	1	/	7/8	/
37434	1 1/16	3 1/4	1 1/2	1 1/2	1	/	1	/
37436	1 1/8	3 1/4	1 1/2	1 1/2	1	/	1	9/16
37438	1 3/16	3 1/4	1 1/2	1 5/8	1	/	1	9/16
37440	1 1/4	3 1/4	1 1/2	1 3/4	1	/	1 1/8	9/16
37442	1 5/16	3 1/2	1 1/2	1 13/16	1 3/8	/	1 1/8	9/16
37444	1 3/8	3 1/2	1 1/2	1 7/8	1 3/8	/	1 1/4	9/16
37446	1 7/16	3 1/2	1 1/2	2	1 3/8	/	1 1/4	9/16
37448	1 1/2	3 1/2	1 1/2	2	1 3/8	/	1 3/8	9/16



37924

### 37924 11 Piece 1/2" Drive Impact Deep 12 Point Socket Set on Clip Rail

Contents Include:

Product Code	Size (Inches)	Product Code	Size (Inches)	Product Code	Size (Inches)
37412	3/8	37418	9/16	37426	13/16
37414	7/16	37420	5/8	37428	7/8
37416	1/2	37422	11/16	37430	15/16
		37424	3/4	37432	1

### Features

- SUPERTORQUE® lobular openings for greater turning power without deforming the fastener
- Designed for maximum engagement on 6 and 12 point fasteners
- Suitable for use with pneumatic and electric impact wrenches
- Specially heat treated for impact use to provide long life, safety, and durability
- Drive end features pin retention hole and groove



37819



Side hole in socket permits use with Snap-on Industrial Brands Tools@Height drive tools such as ratchets, extensions and u-joints



## 1/2" DRIVE UNIVERSAL IMPACT SOCKETS, 6 POINT, METRIC

### Black Industrial Finish

Product Code	Size (MM)	A OAL (Inches)	B Drive End Diameter (Inches)	C Working End Diameter (Inches)	D Broach Depth (Inches)	E Bolt Clearance Depth (Inches)	F Bolt Clearance Diameter (Inches)	Nose Length (Inches)
37813	13	2 3/4	1	3/4	3/8	1/2	1/2	1
37814	14	2 3/4	1	3/4	3/8	1/2	1/2	1
37815	15	2 3/4	1	1	3/8	1/2	1/2	1
37816	16	2 3/4	1	1	3/8	1/2	1/2	1
37817	17	2 3/4	1 1/4	1	1/2	3/4	3/4	1 1/4
37818	18	2 3/4	1 1/4	1	1/2	3/4	3/4	1 1/4
37819	19	2 3/4	1 1/4	1	1/2	3/4	3/4	1 1/4
37820	20	3	1 1/4	1 1/4	5/8	3/4	3/4	1 1/2
37821	21	3	1 1/4	1 1/4	5/8	3/4	3/4	1 1/2
37822	22	3	1 1/4	1 1/4	5/8	3/4	3/4	1 1/2
37823	23	3	1 1/4	1 1/4	5/8	3/4	3/4	1 1/2

### 37916 11 Piece 1/2" Drive Universal 6 Point Impact Socket Set on Clip Rail

Contents Include:

Product Code	Size (MM)	Product Code	Size (MM)	Product Code	Size (MM)
37813	13	37817	17	37821	21
37814	14	37818	18	37822	22
37815	15	37819	19	37823	23
37816	16	37820	20		

### Features

- SUPERTORQUE® lobular openings for greater turning power without deforming the fastener
- Designed for maximum engagement on 6 point fasteners
- Suitable for use with pneumatic and electric impact wrenches
- Specially heat treated for impact use to provide long life, safety, and durability
- Drive end features pin retention hole and groove



37916

1/2" DRIVE

SOCKETS AND DRIVE TOOLS

# 1/2" DRIVE SHALLOW IMPACT SOCKETS, 6 POINT, METRIC

Black Industrial Finish

Product Code	Size (MM)	A		B		C		D		E		F	
		OAL (Inches)	Drive End Diameter (Inches)	Working End Diameter (Inches)	Broach Depth (Inches)	Bolt Clearance Depth (Inches)	Bolt Clearance Diameter (Inches)	Nose Length (Inches)					
4M-610	10	1 1/2	29/32	19/32	1/4	7/8	11/32	23/32					
4M-611	11	1 1/2	29/32	23/32	9/16	7/8	13/32	23/32					
4M-612	12	1 1/2	29/32	25/32	3/8	7/8	7/16	23/32					
4M-613	13	1 1/2	29/32	27/32	13/32	7/8	15/32	23/32					
4M-614	14	1 1/2	29/32	7/8	7/16	7/8	15/32	23/32					
4M-615	15	1 1/2	15/16	15/16	7/16	7/8	15/32	-					
4M-616	16	1 1/2	31/32	31/32	15/32	7/8	15/32	-					
4M-617	17	1 1/2	1	1	1/2	7/8	15/32	-					
4M-618	18	1 1/2	1 1/16	1 1/16	27/32	27/32	21/32	-					
4M-619	19	1 1/2	1 1/8	1 1/8	13/16	27/32	11/16	-					
4M-620	20	1 1/2	1 3/16	1 3/16	13/16	27/32	23/32	-					
4M-621	21	1 1/2	1 1/4	1 1/4	13/16	27/32	3/4	-					
4M-622	22	1 1/2	1 9/16	1 9/16	13/16	27/32	13/16	-					
4M-623	23	1 3/4	1 5/32	1 5/32	1 1/32	1 9/32	27/32	-					
4M-624	24	1 3/4	1 3/8	1 3/8	1 1/16	1 3/32	7/8	-					
4M-625	25	1 3/4	1 7/16	1 7/16	1 1/16	1 3/32	29/32	-					
4M-626	26	1 3/4	1 1/2	1 1/2	1 1/2	1 9/32	31/32	-					
4M-627	27	1 3/4	1 9/16	1 9/16	1 1/4	1 9/32	1	-					
4M-629	29	1 3/4	1 21/32	1 21/32	1 1/4	1 9/32	1 1/16	-					
4M-630	30	1 3/4	1 11/16	1 11/16	1 1/4	1 9/32	1 3/32	-					
4M-632	32	2	1 13/16	1 13/16	7/8	1 9/32	1 1/8	-					
4M-634	34	2 1/16	1 11/16	1 7/8	29/32	1 1/16	1 11/32	-					
4M-636	36	2 1/4	1 13/16	2	29/32	1 5/8	1 7/16	-					



4M-621 4M-610

## MS-4-10HRC 10 Piece 1/2" Drive Shallow 6 Point Impact Socket Set on Clip Rail Contents Include:

Product Code	Size (MM)	Product Code	Size (MM)	Product Code	Size (MM)
4M-610	10	4M-614	14	4M-618	18
4M-611	11	4M-615	15	4M-619	19
4M-612	12	4M-616	16		
4M-613	13	4M-617	17		



MS-4-10HRC

## MS-4-12HRC 12 Piece 1/2" Drive Shallow 6 Point Impact Socket Set on Clip Rail Contents Include:

Product Code	Size (MM)	Product Code	Size (MM)	Product Code	Size (MM)
4M-613	13	4M-617	17	4M-622	22
4M-614	14	4M-618	18	4M-624	24
4M-615	15	4M-619	19	4M-627	27
4M-616	16	4M-621	21	4M-630	30



MS-4-12HRC

## MS-4-16RC 16 Piece 1/2" Drive Shallow 6 Point Impact Socket Set on Clip Rail Contents Include:

Product Code	Size (MM)	Product Code	Size (MM)	Product Code	Size (MM)	Product Code	Size (MM)
4M-610	10	4M-614	14	4M-618	18	4M-622	22
4M-611	11	4M-615	15	4M-619	19	4M-623	23
4M-612	12	4M-616	16	4M-620	20	4M-624	24
4M-613	13	4M-617	17	4M-621	21	4M-627	27



MS-4-16RC

## MS-4-23RC 23 Piece 1/2" Drive Shallow 6 Point Impact Socket Set on Clip Rail Contents Include:

Product Code	Size (MM)	Product Code	Size (MM)	Product Code	Size (MM)	Product Code	Size (MM)
4M-610	10	4M-616	16	4M-622	22	4M-629	29
4M-611	11	4M-617	17	4M-623	23	4M-630	30
4M-612	12	4M-618	18	4M-624	24	4M-632	32
4M-613	13	4M-619	19	4M-625	25	4M-634	34
4M-614	14	4M-620	20	4M-626	26	4M-636	36
4M-615	15	4M-621	21	4M-627	27		



MS-4-23RC

### Features

- SUPERTORQUE® lobular openings for greater turning power without deforming the fastener.
- Designed for maximum engagement on 6 point fasteners.
- Suitable for use with pneumatic and electric impact wrenches.
- Specially heat treated for impact use to provide long life, safety, and durability.



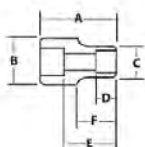
1/2" DRIVE

SOCKETS AND DRIVE TOOLS





Side hole in socket permits use with Snap-on Industrial Brands Tools@Height drive tools such as ratchets, extensions and u-joints



## 1/2" DRIVE SHALLOW IMPACT SOCKETS, 6 POINT, METRIC

Black Industrial Finish

Product Code	Size (MM)	A	B	C	D	E	F
		OAL (Inches)	Drive End Diameter (Inches)	Working End Diameter (Inches)	Broach Depth (Inches)	Bolt Clearance Depth (Inches)	Bolt Clearance Diameter (Inches)
37510	10	1 1/2	1	3/8	9/16	7/8	23/32
37511	11	1 1/2	1	11/16	9/16	7/8	23/32
37512	12	1 1/2	1	3/4	9/16	7/8	23/32
37513	13	1 1/2	1	13/16	17/32	7/8	23/32
37514	14	1 1/2	1	7/8	17/32	7/8	23/32
37515	15	1 1/2	1 3/16	15/16	17/32	29/32	3/4
37516	16	1 1/2	1 3/16	1	17/32	7/8	3/4
37517	17	1 1/2	1 3/16	1 1/2	17/32	7/8	3/4
37518	18	1 1/2	1 3/16	1 3/32	13/16	7/8	3/4
37519	19	1 1/2	1 3/16	1 1/8	3/4	29/32	3/4
37520	20	1 1/2	1 3/16	1 3/16	45/64	45/64	-
37521	21	1 1/2	1 3/16	1 3/16	25/32	15/16	-
37522	22	1 1/2	1 1/4	1 1/4	29/32	1 1/16	-
37523	23	1 3/4	1 19/64	1 19/64	27/32	27/32	-
37524	24	1 3/4	1 3/8	1 3/8	1	1 3/16	-
37525	25	1 3/4	1 19/32	1 15/32	31/32	31/32	-
37526	26	1 3/4	1 1/2	1 1/2	31/32	31/32	-
37527	27	1 3/4	1 17/32	1 17/32	1	1 7/32	-
37529	29	1 3/4	1 39/64	1 39/64	31/32	31/32	-
37530	30	1 3/4	1 21/32	1 21/32	31/32	31/32	-
37532	32	1 3/4	1 47/64	1 47/64	31/32	31/32	-
37534	34	1 3/4	1 7/8	1 7/8	31/32	31/32	-
37536	36	1 31/32	1 31/32	1 31/32	1 1/16	1 1/16	-

### 37910 10 Piece 1/2" Drive Shallow 6 Point Impact Socket Set on Clip Rail

Contents Include:

Product Code	Size (MM)	Product Code	Size (MM)	Product Code	Size (MM)
37510	10	37514	14	37518	18
37511	11	37515	15	37519	19
37512	12	37516	16		
37513	13	37517	17		

### 37912 14 Piece 1/2" Drive Shallow 6 Point Impact Socket Set on Clip Rail

Contents Include:

Product Code	Size (MM)	Product Code	Size (MM)	Product Code	Size (MM)	Product Code	Size (MM)
37510	10	37514	14	37518	18	37524	24
37511	11	37515	15	37519	19	37527	27
37512	12	37516	16	37521	21		
37513	13	37517	17	37522	22		

### 37915 23 piece 1/2" Drive Impact Shallow 6 Point, MM Socket Set on Clip Rails

Contents Include:

Product Code	Size (MM)	Product Code	Size (MM)	Product Code	Size (MM)	Product Code	Size (MM)
37510	10	37515	15	37521	21	37527	27
37511	11	37516	16	37522	22	37529	29
37512	12	37517	17	37523	23	37530	30
37513	13	37518	18	37524	24	37532	32
37514	14	37519	19	37525	25	37534	34
		37520	20	37526	26	37536	36

### Features

- SUPERTORQUE® lobular openings for greater turning power without deforming the fastener.
- Designed for maximum engagement on 6 point fasteners.
- Suitable for use with pneumatic and electric impact wrenches.
- Specially heat treated for impact use to provide long life, safety, and durability.
- Drive end features pin retention hole and groove.

1/2" DRIVE

SOCKETS AND DRIVE TOOLS



## 1/2" DRIVE SHALLOW IMPACT SOCKETS, 12 POINT,MM

Black Industrial Finish

Product Code	Size (MM)	A		B		C		D		E		F	
		OAL (Inches)	Drive End Diameter (Inches)	Working End Diameter (Inches)	Broach Depth (Inches)	Bolt Clearance Depth (Inches)	Bolt Clearance Diameter (Inches)	Nose Length (Inches)					
37610	10	1 1/2	7/8	5/8	3/8	/	3/8	5/8					
37611	11	1 1/2	7/8	3/4	3/8	/	3/8	5/8					
37612	12	1 1/2	7/8	3/4	3/8	/	3/8	5/8					
37613	13	1 1/2	15/16	13/16	3/8	/	3/8	5/8					
37614	14	1 1/2	15/16	7/8	3/8	/	1/2	5/8					
37615	15	1 1/2	1	7/8	1/2	/	1/2	5/8					
37616	16	1 1/2	1	1	1/2	/	1/2	/					
37617	17	1 1/2	1	1	1/2	/	9/16	/					
37618	18	1 1/2	1	1	1/2	/	5/8	/					
37619	19	1 1/2	1 1/8	1 1/8	1/2	/	5/8	/					
37620	20	1 1/2	1 1/8	1 1/8	1/2	/	3/4	/					
37621	21	1 1/2	1 1/4	1 1/4	9/16	/	3/4	/					
37622	22	1 1/2	1 1/4	1 1/4	9/16	/	13/16	/					
37623	23	1 5/8	1 1/4	1 1/4	3/8	/	13/16	/					
37624	24	1 5/8	1 1/2	1 3/8	3/8	/	7/8	/					
37625	25	1 5/8	1 1/2	1 3/8	5/8	/	7/8	/					
37626	26	1 5/8	1 1/2	1 1/2	5/8	/	15/16	/					
37627	27	1 13/16	1 1/2	1 1/2	3/4	/	15/16	9/16					
37628	28	1 13/16	1 1/2	1 1/2	3/4	/	1	9/16					
37629	29	1 13/16	1 1/2	1 5/8	3/4	/	1	9/16					
37630	30	1 13/16	1 1/2	1 5/8	3/4	/	1	9/16					
37632	32	1 13/16	1 1/2	1 3/4	13/16	/	1 1/8	9/16					
37633	33	1 13/16	1 1/2	1 13/16	7/8	/	1 1/8	9/16					
37634	34	1 13/16	1 1/2	1 13/16	7/8	/	1 1/4	9/16					
37635	35	2	1 1/2	2	7/8	/	1 1/4	9/16					
37636	36	2	1 1/2	2	7/8	/	1 1/4	9/16					

**TOOLS @ HEIGHT**  
DROP PREVENTION SYSTEM

Side hole in socket permits use with Snap-on Industrial Brands Tools@Height drive tools such as ratchets, extensions and u-joints



37624

37610

### 37925 10 piece 1/2" Drive Impact Shallow 12 Point, MM Socket Set on Clip Rails

Contents Include:

Product Code	Size (MM)	Product Code	Size (MM)	Product Code	Size (MM)
37610	10	37613	13	37616	16
37611	11	37614	14	37617	17
37612	12	37615	15	37618	18
				37619	19

#### Features

- SUPERTORQUE® lobular openings for greater turning power without deforming the fastener.
- Designed for maximum engagement on 6 and 12 point fasteners.
- Suitable for use with pneumatic and electric impact wrenches.
- Specially heat treated for impact use to provide long life, safety, and durability.



37925

1/2" DRIVE

SOCKETS AND DRIVE TOOLS







**TOOLS @ HEIGHT**  
DROP PREVENTION SYSTEM

Side hole in socket permits use with Snap-on Industrial Brands Tools@Height drive tools such as ratchets, extensions and u-joints



## 1/2" DRIVE DEEP IMPACT SOCKETS, 6 POINT, METRIC

### Black Industrial Finish

Product Code	Size (MM)	Dimensions (Inches)						Nose Length (Inches)
		A	B	C	D	E	F	
14M-610	10	3 1/4	29/32	19/32	9/32	2 9/16	11/32	2 15/32
14M-611	11	3 1/4	29/32	23/32	21/64	2 9/16	13/32	2 15/32
14M-612	12	3 1/4	29/32	49/64	23/64	2 9/16	7/16	2 15/32
14M-613	13	3 1/4	29/32	53/64	25/64	2 9/16	15/32	2 15/32
14M-614	14	3 1/4	29/32	7/8	13/32	2 9/16	15/32	2 15/32
14M-615	15	3 1/4	15/16	15/16	13/32	2 7/64	33/64	-
14M-616	16	3 1/4	31/32	31/32	29/64	1 31/32	17/32	-
14M-617	17	3 1/4	1	1	27/64	1 31/32	39/64	-
14M-618	18	3 1/4	1 1/16	1 1/16	1/2	1 31/32	21/32	-
14M-619	19	3 1/4	1 1/4	1 1/4	35/64	1 61/64	11/16	-
14M-620	20	3 1/4	1 3/16	1 3/16	35/64	1 61/64	23/32	-
14M-621	21	3 1/4	1 1/4	1 1/4	35/64	1 61/64	3/4	-
14M-622	22	3 1/2	1 5/16	1 5/16	35/64	2 7/64	51/64	-
14M-623	23	3 1/2	1 11/32	1 11/32	5/8	2 7/64	53/64	-
14M-624	24	3 1/2	1 3/8	1 3/8	5/8	2 7/64	7/8	-
14M-625	25	3 1/2	1 7/16	1 7/16	5/8	2 7/64	29/32	-
14M-626	26	3 1/2	1 31/64	1 31/64	5/8	2 7/64	15/16	-
14M-627	27	3 1/2	1 9/16	1 9/16	25/32	2 7/64	31/32	-
14M-629	29	3 1/2	1 5/8	1 5/8	13/16	2 7/64	1 1/16	-
14M-630	30	3 1/2	1 11/16	1 11/16	53/64	2 21/32	1 3/32	-
14M-632	32	3 1/2	1 13/16	1 13/16	7/8	2 21/32	1 1/4	-
14M-634	34	3 1/2	1 3/4	1 15/16	57/64	2 55/64	1 21/64	-
14M-635	35	3 1/2	1 3/4	2	57/64	2 55/64	1 23/64	-
14M-636	36	3 1/2	1 3/4	2	57/64	2 13/16	1 1/8	-

### MS-14-10HRC 10 Piece 1/2" Drive Deep 6 Point Impact Socket Set on Clip Rail

Contents Include:

Product Code	Size (MM)	Product Code	Size (MM)	Product Code	Size (MM)
14M-610	10	14M-614	14	14M-618	18
14M-611	11	14M-615	15	14M-619	19
14M-612	12	14M-616	16		
14M-613	13	14M-617	17		



MS-14-10HRC

### MS-14-16RC 16 Piece 1/2" Drive Deep 6 Point Impact Socket Set on Clip Rail

Contents Include:

Product Code	Size (MM)	Product Code	Size (MM)	Product Code	Size (MM)	Product Code	Size (MM)
14M-610	10	14M-614	14	14M-618	18	14M-622	22
14M-611	11	14M-615	15	14M-619	19	14M-623	23
14M-612	12	14M-616	16	14M-620	20	14M-624	24
14M-613	13	14M-617	17	14M-621	21	14M-627	27



MS-14-16RC

### MS-14-24RC 24 Piece 1/2" Drive Deep 6 Point Impact Socket Set on Clip Rail

Contents Include:

Product Code	Size (MM)	Product Code	Size (MM)	Product Code	Size (MM)	Product Code	Size (MM)
14M-610	10	14M-616	16	14M-622	22	14M-629	29
14M-611	11	14M-617	17	14M-623	23	14M-630	30
14M-612	12	14M-618	18	14M-624	24	14M-632	32
14M-613	13	14M-619	19	14M-625	25	14M-634	34
14M-614	14	14M-620	20	14M-626	26	14M-635	35
14M-615	15	14M-621	21	14M-627	27	14M-636	36



MS-14-24RC

### Features

- SUPERTORQUE® lobular openings for greater turning power without deforming the fastener.
- Designed for maximum engagement on 6 point fasteners.
- Suitable for use with pneumatic and electric impact wrenches.
- Specially heat treated for impact use to provide long life, safety, and durability.



1/2" DRIVE

SOCKETS AND DRIVE TOOLS

## 1/2" DRIVE DEEP IMPACT SOCKETS, 6 POINT, METRIC

### Black Industrial Finish

Product Code	Size (MM)	A		B		C		D		E		F	
		OAL (Inches)	Drive End Diameter (Inches)	Working End Diameter (Inches)	Broach Depth (Inches)	Bolt Clearance Depth (Inches)	Bolt Clearance Diameter (Inches)	Nose Length (Inches)					
37710	10	3 1/4	29/32	19/32	9/32	2 9/16	11/32	2 15/32					
37711	11	3 1/4	29/32	23/32	21/64	2 9/16	13/32	2 19/32					
37712	12	3 1/4	29/32	49/64	23/64	2 9/16	7/16	2 15/32					
37713	13	3 1/4	29/32	53/64	25/64	2 9/16	15/32	2 19/32					
37714	14	3 1/4	29/32	7/8	13/32	2 9/16	15/32	2 15/32					
37715	15	3 1/4	19/16	19/16	13/32	2 7/64	33/64	-					
37716	16	3 1/4	31/32	31/32	29/64	1 31/32	17/32	-					
37717	17	3 1/4	1	1	27/64	1 31/32	39/64	-					
37718	18	3 1/4	1 1/16	1 1/16	1/2	1 31/32	21/32	-					
37719	19	3 1/4	1 1/4	1 1/4	35/64	1 61/64	11/16	-					
37720	20	3 1/4	1 3/16	1 3/16	1 3/8	2 23/64	3/4	-					
37721	21	3 1/4	1 1/4	1 1/4	35/64	1 61/64	3/4	-					
37722	22	3 1/2	1 5/16	1 5/16	35/64	2 7/64	51/64	-					
37723	23	3 1/2	1 19/64	1 19/64	1 3/8	2 9/16	55/64	-					
37724	24	3 1/2	1 3/8	1 3/8	5/8	2 7/64	7/8	-					
37725	25	3 1/2	1 15/32	1 15/32	1 3/8	2 9/16	15/16	-					
37726	26	3 1/2	1 1/2	1 1/2	1 3/8	2 9/16	63/64	-					
37727	27	3 1/2	1 9/16	1 9/16	25/32	2 7/64	31/32	-					
37729	29	3 1/2	1 39/64	1 39/64	1 3/8	2 19/32	1 1/16	-					
37730	30	3 1/2	1 21/32	1 21/32	1 3/8	2 19/32	1 1/16	-					
37732	32	3 1/2	1 47/64	1 47/64	1 3/8	2 19/32	1 3/16	-					
37734	34	3 1/2	1 7/8	1 7/8	1 3/8	2 19/32	1 19/64	-					
37736	36	3 1/2	1 31/32	1 31/32	1 3/8	2 19/32	1 3/8	-					



### 37913 10 Piece 1/2" Drive Deep 6 Point Impact Socket Set on Clip Rail

Contents Include:

Product Code	Size (MM)	Product Code	Size (MM)	Product Code	Size (MM)
37710	10	37714	14	37718	18
37711	11	37715	15	37719	19
37712	12	37716	16		
37713	13	37717	17		



### 37914 14 Piece 1/2" Drive Deep 6 Point Impact Socket Set on Clip Rail

Contents Include:

Product Code	Size (MM)	Product Code	Size (MM)	Product Code	Size (MM)	Product Code	Size (MM)
37710	10	37714	14	37718	18	37724	24
37711	11	37715	15	37719	19	37727	27
37712	12	37716	16				
37713	13	37717	17	37722	22		



### 37917 23 piece 1/2" Drive Impact Deep 6 Point, MM Socket Set on Clip Rails

Contents Include:

Product Code	Size (MM)	Product Code	Size (MM)	Product Code	Size (MM)	Product Code	Size (MM)
37710	10	37716	16	37723	23	37730	30
37711	11	37717	17	37724	24	37732	32
37712	12	37718	18	37725	25	37734	34
37713	13	37719	19	37726	26	37736	36
37714	14	37720	20	37727	27		
37715	15	37721	21	37729	29		

### Features

- SUPERTORQUE® lobular openings for greater turning power without deforming the fastener.
- Designed for maximum engagement on 6 point fasteners.
- Suitable for use with pneumatic and electric impact wrenches.
- Specially heat treated for impact use to provide long life, safety, and durability.





**TOOLS @ HEIGHT**  
DROP PREVENTION SYSTEM

Side hole in socket permits use with Snap-on Industrial Brands Tools@Height drive tools such as ratchets, extensions and u-joints



## 1/2" DRIVE DEEP IMPACT SOCKETS, 12 POINT, MM

### Black Industrial Finish

Product Code	Size (MM)	A	B	C	D	E	F	
		Overall Length (Inches)	Drive End Diameter (Inches)	Working End Diameter (Inches)	Broach Depth (Inches)	Bolt Clearance Depth (Inches)	Bolt Clearance Diameter (Inches)	Nose Length (Inches)
35910	10	3 1/4	7/8	5/8	5/8	/	3/8	2
35911	11	3 1/4	7/8	5/8	5/8	/	3/8	2
35912	12	3 1/4	7/8	3/4	5/8	/	3/8	2
35913	13	3 1/4	15/16	3/4	5/8	/	1/2	2
35914	14	3 1/4	15/16	3/4	3/4	/	1/2	2
35915	15	3 1/4	1	15/16	3/4	/	1/2	2
35916	16	3 1/4	1	15/16	3/4	/	1/2	/
35917	17	3 1/4	1	1	3/4	/	1/2	/
35918	18	3 1/4	1	1	3/4	/	5/8	/
35919	19	3 1/4	1 3/16	1 1/8	3/4	/	5/8	/
35920	20	3 1/4	1 3/16	1 1/8	1	/	3/4	/
35921	21	3 1/4	1 1/4	1 1/4	1	/	3/4	/
35922	22	3 1/4	1 1/4	1 1/4	1	/	3/4	/
35923	23	3 1/4	1 1/4	1 1/4	1	/	7/8	/
35924	24	3 1/4	1 1/2	1 1/2	1	/	7/8	/
35925	25	3 1/4	1 1/2	1 1/2	1	/	7/8	/
35926	26	3 1/4	1 1/2	1 1/2	1	/	15/16	/
35927	27	3 1/4	1 1/2	1 1/2	1	/	15/16	5/8
35928	28	3 1/4	1 1/2	1 1/2	1	/	1	5/8
35929	29	3 1/4	1 1/2	1 5/8	1	/	1	5/8
35930	30	3 1/4	1 1/2	1 5/8	1	/	1	5/8
35932	32	3 1/4	1 1/2	1 3/4	1	/	1 1/8	5/8
35933	33	3 1/2	1 1/2	1 7/8	1 1/2	/	1 1/8	5/8
35934	34	3 1/2	1 1/2	1 7/8	1 1/2	/	1 1/4	5/8
35935	35	3 1/2	1 1/2	2	1 1/2	/	1 1/4	5/8
35936	36	3 1/2	1 1/2	2	1 1/2	/	1 1/4	5/8

### 37926 10 piece 1/2" Drive Impact Shallow 12 Point Socket Set on Clip Rails

Contents Include:

Product Code	Size (MM)	Product Code	Size (MM)	Product Code	Size (MM)
35910	10	35913	13	35916	16
35911	11	35914	14	35917	17
35912	12	35915	15	35918	18
				35919	19

### Features

- SUPERTORQUE® lobular openings for greater turning power without deforming the fastener.
- Designed for maximum engagement on 6 and 12 point fasteners.
- Suitable for use with pneumatic and electric impact wrenches.
- Specially heat treated for impact use to provide long life, safety, and durability.



37926

1/2" DRIVE

SOCKETS AND DRIVE TOOLS



### 1/2" DRIVE ONE PIECE IMPACT HEX BIT DRIVERS, SAE

#### Black Industrial Finish

Product Code	Size (Inches)	OAL (Inches)	Product Code	Size (Inches)	OAL (Inches)
35730	1/4	1 1/2	35738	1/2	1 1/2
35732	5/16	1 1/2	35740	9/16	1 1/2
35734	3/8	1 1/2	35742	5/8	1 1/2
35736	7/16	1 1/2			

Fed. Spec: ANSI B107.2

### 37920 7 Piece 1/2" Drive One Piece Impact Hex Bit Drivers, SAE

#### Contents Include:

Product Code	Size (Inches)	Product Code	Size (Inches)	Product Code	Size (Inches)
35730	1/4	35736	7/16	35742	5/8
35732	5/16	35738	1/2		
35734	3/8	35740	9/16		



35732



Side hole in socket permits use with Snap-on Industrial Brands Tools@Height drive tools such as ratchets, extensions and u-joints



37920



### 1/2" DRIVE ONE PIECE IMPACT HEX BIT DRIVERS, MM

#### Black Industrial Finish

Product Code	Size (Inches)	OAL (Inches)	Product Code	Size (Inches)	OAL (Inches)
35706	6	1 1/2	35712	12	1 1/2
35708	8	1 1/2	35714	14	1 1/2
35710	10	1 1/2	35717	17	

Fed. Spec: ANSI B107.2

### 37922 6 Piece 1/2" Drive One Piece Impact Hex Bit Drivers, MM

#### Contents Include:

Product Code	Size (MM)	Product Code	Size (MM)	Product Code	Size (MM)
35706	6	35710	10	35714	14
35708	8	35712	12	35717	17



35708



37922



### 43 PIECE 3/4" DRIVE SOCKET AND DRIVE TOOL SET

#### 12 Point SAE, with Metal Box

Product Code	Description
WSH-43TB	43 Piece Tool Set with TB-12 Metal Tool Box
WSH-43	43 Piece Tool Set Only

#### Contents Include:

Drive Tools:		Shallow 12-Point Sockets		Deep 12-Point Sockets	
Product Code	Description	Product Code	Size (Inches)	Product Code	Size (Inches)
H-20A	19" Sliding T-Handle	H-1224	3/4	H-1250	1 9/16
H-41AA	22" Flex Handle	H-1226	13/16	H-1252	1 5/8
H-51B	20" Ratchet	H-1228	7/8	H-1254	1 11/16
H-104	3" Extension	H-1230	15/16	H-1256	1 3/4
H-110	8" Extension	H-1232	1	H-1258	1 13/16
H-115	16" Extension	H-1234	1 1/16	H-1260	1 7/8
H-140A	Universal Joint	H-1236	1 1/8	H-1264	2
		H-1238	1 3/8	H-1266	2 1/16
		H-1240	1 1/4	H-1268	2 1/8
		H-1242	1 5/16	H-1270	2 3/16
		H-1244	1 3/8	H-1272	2 1/4
		H-1246	1 7/16	H-1276	2 5/8
		H-1248	1 1/2		
HD-628	7/8				
HD-630	15/16				
HD-632	1				
HD-634	1 1/16				
HD-636	1 1/8				
HD-640	1 1/4				
HD-642	1 5/16				
HD-644	1 3/8				
HD-646	1 7/16				
HD-648	1 1/2				
HD-652	1 5/8				

#### Features

- All tools are professional quality, made of high-grade chrome vanadium steel.
- Sockets feature SUPERTORQUE<sup>®</sup> lobular openings for greater turning power without deforming the fastener.
- Metal tool box made for years of rugged use.



WSH-43TB

1/2" DRIVE

SOCKETS AND DRIVE TOOLS





WILLIAMS®



## 46 PIECE 3/4" DRIVE SOCKET AND DRIVE TOOL SET

### 12 Point MM, with Metal Box

Product Code	Description
33910	46 Piece Tool Set with TB-12 Metal Tool Box
33911	46 Piece Tool Set Only

### Contents Include:

Drive Tools:		3/4" Drive Shallow 12 Point Sockets	
Product Code	Description	Product Code	Size (MM)
33001	Ratchet	33619	19
33005	Flex handle	33620	20
33002	4" Extension	33621	21
33003	8" Extension	33622	22
33004	16" Extension	33623	23
33006	18" Sliding T-handle	33624	24
33007	Universal Joint	33625	25
		33626	26

### 3/4" Drive Deep 12 Point Sockets

Product Code	Size (MM)	Product Code	Size (MM)
33719	19	33627	27
33722	22	33628	28
33723	23	33629	29
33724	24	33630	30
33727	27	33632	32
33730	30	33635	35
33732	32	33636	36
33735	35	33638	38
33736	36	33641	41
33738	38	33642	42
33741	41	33646	46
33746	46	33650	50
33750	50	33654	54
33755	55	33655	55
33760	60	33658	58
		33660	60

### Features

- All tools are professional quality, made of high-grade chrome vanadium steel.
- Sockets feature SUPERTORQUE® lobular openings for greater turning power without deforming the fastener.
- Metal tool box made for years of rugged use.



33910

3/4" DRIVE

SOCKETS AND  
DRIVE TOOLS



### 30 PIECE 3/4" DRIVE SOCKET AND DRIVE TOOL SET

#### 12 Point, MM with Metal Box

Product Code	Description
33912	30 Piece Tool Set with TB-6124A Metal Tool Box
33913	30 Piece Tool Set Only

#### Contents Include:

3/4" Drive Tools:		3/4" Drive Shallow 12 Point Sockets	
Product Code	Description	Product Code	Size (MM)
33001	Ratchet	33627	27
33005	Flex handle	33628	28
33002	4" Extension	33629	29
33003	8" Extension	33630	30
33004	16" Extension	33632	32
33006	18" Sliding T-handle	33635	35
33007	Universal Joint	33636	36
		33638	38
		33641	41
		33642	42
3/4" Drive Shallow 12 Point Sockets		Product Code	Size (MM)
		33619	19
		33620	20
		33621	21
		33622	22
		33623	23
		33624	24
		33625	25
		33626	26

#### Features

- All tools are professional quality, made of high-grade chrome vanadium steel.
- Sockets feature SUPERTORQUE® lobular openings for greater turning power without deforming the fastener.
- Metal tool box made for years of rugged use.



33912

3/4" DRIVE

SOCKETS AND DRIVE TOOLS





WSH-29TB

WILLIAMS



## 29 PIECE 3/4" DRIVE SOCKET AND DRIVE TOOL SET 12 Point SAE, with Metal Box

Product Code	Description
WSH-29TB	29 Piece Tool Set with TB-6124A Metal Tool Box
WSH-29	29 Piece Tool Set Only

### Contents Include:

Drive Tools:		Shallow 12-Point Sockets	
Product Code	Description	Product Code	Size (Inches)
H-20A	19" Sliding T-Handle	H-1242	1 5/16
H-41AA	22" Flex Handle	H-1244	1 3/8
H-51B	20" Ratchet	H-1246	1 7/16
H-104	3" Extension	H-1248	1 1/2
H-110	8" Extension	H-1250	1 9/16
H-115	16" Extension	H-1252	1 5/8
H-140A	Universal Joint	H-1254	1 11/16
		H-1256	1 3/4
		H-1258	1 13/16
		H-1260	1 7/8
		H-1264	2
		H-1268	2 1/8
		H-1270	2 3/16
		H-1272	2 1/4
		H-1276	2 3/8

### Shallow 12-Point Sockets

Product Code	Size (Inches)
H-1228	7/8
H-1230	15/16
H-1232	1
H-1234	1 1/16
H-1236	1 1/8
H-1238	1 3/16
H-1240	1 1/4



### Features

- All tools are professional quality, made of high-grade chrome vanadium steel.
- Sockets feature SUPERTORQUE® lobular openings for greater turning power without deforming the fastener.
- Metal tool box made for years of rugged use.



WSH-22TB

WILLIAMS



## 22 PIECE 3/4" DRIVE SOCKET AND DRIVE TOOL SET 12 Point SAE, with Metal Box

Product Code	Description
WSH-22TB	22 Piece Tool Set with TB-49 Metal Tool Box
WSH-22	22 Piece Tool Set Only

### Contents Include:

Drive Tools:		Shallow 12-Point Sockets	
Product Code	Description	Product Code	Size (Inches)
H-41AA	22" Flex Handle	H-1236	1 1/8
H-51B	20" Ratchet	H-1240	1 1/4
H-104	3" Extension	H-1242	1 5/16
H-110	8" Extension	H-1244	1 3/8
H-115	16" Extension	H-1246	1 7/16
H-140A	Universal Joint	H-1248	1 1/2
		H-1252	1 5/8
		H-1254	1 11/16
		H-1256	1 3/4
		H-1258	1 13/16
		H-1260	1 7/8
		H-1264	2

### Shallow 12-Point Sockets

Product Code	Size (Inches)
H-1228	7/8
H-1230	15/16
H-1232	1
H-1234	1 1/16



### Features

- All tools are professional quality, made of high-grade chrome vanadium steel.
- Sockets feature SUPERTORQUE® lobular openings for greater turning power without deforming the fastener.
- Metal tool box made for years of rugged use.

3/4" DRIVE

SOCKETS AND  
DRIVE TOOLS



## 23 PIECE 3/4" DRIVE SOCKET AND DRIVE TOOL SET

### 12 Point, MM with Metal Box

Product Code	Description
33914	23 Piece Tool Set with TB-49 Metal Tool Box
33915	23 Piece Tool Set Only

### Contents Include:

#### 3/4" Drive Tools:

Product Code	Description
33001	Ratchet
33005	Flex handle
33003	8" Extension
33004	16" Extension

#### 3/4" Drive Shallow 12 Point Sockets

Product Code	Size (MM)
33619	19
33620	20
33621	21
33622	22
33623	23
33624	24
33625	25
33626	26
33627	27
33628	28
33629	29
33630	30
33632	32
33635	35
33636	36
33638	38
33641	41
33642	42
33646	46



33914

Image shown is not actual set, for reference only.

### Features

- All tools are professional quality, made of high-grade chrome vanadium steel.
- Sockets feature SUPERTORQUE® lobular openings for greater turning power without deforming the fastener.
- Metal tool box made for years of rugged use.







## 13 PIECE 3/4" DRIVE SOCKET AND DRIVE TOOL SET 12 Point SAE, with Metal Box



WSH-13TB

Product Code	Description
WSH-13TB	13 Piece Tool Set with TB-49 Metal Tool Box
WSH-13	13 Piece Tool Set Only

### Contents Include:

Drive Tools:		Shallow 12-Point Sockets	
Product Code	Description	Product Code	Size (Inches)
H-51B	20" Ratchet	H-1234	1 1/16
H-110	8" Extension	H-1236	1 1/8
		H-1240	1 1/4
		H-1242	1 5/16
		H-1244	1 3/8
		H-1246	1 7/16
		H-1248	1 1/2
		H-1252	1 5/8

### Features



- All tools are professional quality, made of high-grade chrome vanadium steel.
- Sockets feature SUPERTORQUE® lobular openings for greater turning power without deforming the fastener.
- Metal tool box made for years of rugged use.



## 20 PIECE 3/4" DRIVE SOCKET AND DRIVE TOOL SET 12 Point Metric, with Metal Box



MSH-20TB

Product Code	Description
MSH-20TB	20 Piece Tool Set with TB-49 Metal Tool Box
MSH-20	20 Piece Tool Set Only

### Contents Include:

Drive Tools:		Shallow 12-Point Sockets	
Product Code	Description	Product Code	Size (MM)
H-41AA	22" Flex Handle	HM-1230	30
H-51B	20" Ratchet	HM-1232	32
H-110	8" Extension	HM-1235	35
H-115	16" Extension	HM-1236	36
H-140A	Universal Joint	HM-1238	38
		HM-1241	41
		HM-1246	46
		HM-1250	50
		HM-1254	54
		HM-1255	55
		HM-1260	60

### Features



- All tools are professional quality, made of high-grade chrome vanadium steel.
- Sockets feature SUPERTORQUE® lobular openings for greater turning power without deforming the fastener.
- Metal tool box made for years of rugged use.

3/4" DRIVE

SOCKETS AND  
DRIVE TOOLS



## 20 PIECE 3/4" DRIVE SOCKET-LOK® TOOL SET

### 12 Point SAE, with Metal Box

Product Code	Description
33901	20 Piece Tool Set with 50081 Metal Tool Box
50081	Metal Box

#### Contents Include:

3/4" Drive Tools:		3/4" Drive Shallow 12-Point Sockets	
Product Code	Description	Product Code	Size (Inches)
33001	20" Socket-Lok® Ratchet	33238	1 3/16
33006	18" Sliding T-Handle	33240	1 1/4
33002	4" Extension	33242	1 5/16
33003	8" Extension	33244	1 3/8
		33246	1 7/16
3/4" Drive Shallow 12-Point Sockets		33248	1 1/2
Product Code	Size (Inches)	33252	1 5/8
33228	7/8	33256	1 3/4
33230	15/16	33258	1 19/16
33232	1	33260	1 7/8
33234	1 1/16	33264	2
33236	1 1/8		

#### Features

- Unique Socket-Lok® Safety Retention System features a spring-loaded locking button for maximum socket retention and quick disassembly when used with our Williams® locking-button square drive tools and sockets. May also be used with all standard 3/4" drive tools.
- Chamfered ends provide easy engagement of the drive tool and fastener.
- All tools are professional quality, made of high-grade chrome vanadium steel.
- Sockets feature SUPERTORQUE® lobular openings for greater turning power without deforming the fastener.
- Metal tool box made for years of rugged use.



**Socket-Lok® button positively locks the socket and drive tool together, providing positive retention and quick disassembly.**





33903



33905



## 20 PIECE 3/4" SOCKET SET

### 12 Point Rugged-Case-System Tool Set, SAE

Product Code	Description
33903	20 Piece 3/4" Socket Set

#### Contents Include:

3/4" Drive Tools:		3/4" Drive Shallow 12 Point Sockets	
Product Code	Description	Product Code	Size (Inches)
33003	8" Extension	33236	1 1/8
33004	16" Extension	33240	1 1/4
33012	32 Tooth Ratchet Head	33242	1 5/16
33013	Universal Extendable Handle	33244	1 3/8
33014	Sliding T-Handle	33246	1 7/16
		33248	1 1/2
		33252	1 5/8
		33256	1 3/4
		33258	1 13/16
		33260	1 7/8
		33264	2

#### Features

- Extended Handle extends from 23-1/2" to 36"
- Sockets feature SUPERTORQUE® lobular openings for greater turning power without deforming the fastener
- Packed in rugged high-density polyethylene (HDPE) cases that are strong and durable yet light in weight
- Case is shock proof at both high and low temperatures, equipped with heavy-duty metal latches and hinges
- Two-component handles are easy to grip and comfortable to carry



## 25 PIECE 3/4" SOCKET SET

### 12 Point with Metal Box, SAE

Product Code	Description
33905	25 Piece 3/4" Socket Set

#### Contents Include:

3/4" Drive Tools:		3/4" Drive Shallow 12 Point Sockets	
Product Code	Description	Product Code	Size (Inches)
33001	2 Piece Ratchet	33240	1 1/4
33002	4" Extension	33242	1 5/16
33003	8" Extension	33244	1 3/8
33004	16" Extension	33246	1 7/16
		33248	1 1/2
		33250	1 9/16
		33252	1 5/8
		33256	1 3/4
		33258	1 13/16
		33260	1 7/8
		33264	2
		33268	2 1/8
		33272	2 1/4

#### Features

- All tools are professional quality, made of high-grade chrome vanadium steel
- Sockets feature SUPERTORQUE® lobular openings for greater turning power without deforming the fastener
- Packed in rugged high-density polyethylene (HDPE) cases that are strong and durable yet light in weight
- Case is shock proof at both high and low temperatures, equipped with heavy-duty metal latches and hinges
- Two-component handles are easy to grip and comfortable to carry

3/4" DRIVE

SOCKETS AND  
DRIVE TOOLS



### 3/4" DRIVE INTEGRATED HANDLE RATCHETS

#### Chrome and Black Industrial Finish

Product Code	Description	Length (Inches)	Number of Teeth
H-51B	Chrome Ratchet	20 1/8	32
HB-51B	Black Finish Ratchet	20 1/8	32
H-52EHRK	Repair Kit for H-51B and HB-51B		

Fed. Spec: ANSI B107.10M



#### Features

- Forged one-piece ratchet provide strength and safety for industrial applications.
- Smooth comfort-grip handle permits all-day use without gloves.
- 32 tooth gear with 11 degree of engagement allows engagement in tight working areas.
- Single Pawl ratchet design:
  - 1) Designed for tighter tolerances between pawl and gear which reduces metal fatigue and slippage under load.
  - 2) Does not require as many working parts, reducing possible breakage and parts to repair.
- Easy access reverse lever allows user to change working direction quickly and easily with only one hand.
- Ball and Spring socket retention.



H-51B



HB-51B



### 3/4" DRIVE REMOVABLE-HANDLE RATCHETS

#### Knurled Handle, Chrome Finish

Product Code	Description	Length (Inches)	Number of Teeth
--------------	-------------	-----------------	-----------------

#### Complete Ratchet

H-51AB1	Ratchet with 19 1/4" Handle	24 11/16	32
---------	-----------------------------	----------	----

#### Components

H-51AB	Ratchet Head Only	6	32
H-A1	Handle Only	19 1/4	
H-52EHRKA	Repair Kit for H-51AB1 and H-51AB		

Note: Head Bore and Handle End Diameter: 13/16"

Fed. Spec: ANSI B107.10M



#### Features

- 32 teeth action provides an 11° ratcheting angle.
- Shift lever reverses action instantly.
- Ball and spring provide firm socket retention.
- Removable handle makes the tool more versatile, and storage easier.
- Knurled handle provides a non-slip grip.
- Chrome finish models provides increased protection from rust and corrosion.
- Our most rugged, high torque capacity ratchet.



H-51AB1



H-51AB



H-A1



### 3/4" DRIVE HANDLES

#### Chrome and Black Industrial Finish

Product Code	Description	Length (Inches)	Finish
H-41AA	Flex Handle Breaker Bar, Knurled Grip	22 1/8	Chrome
H-20A	Sliding T-Handle	19 1/4	Chrome
HB-20A	Sliding T-Handle	19 1/4	Black Industrial

Fed. Spec: ANSI B107.10M



#### Features

- Chrome plating provides increased protection from rust and corrosion.
- Drive handles provide extra leverage with greater strength than ratchets.
- Square drive slides on T-Handles for versatility.
- Flex handle flex drive swivels 110° in either direction.



H-41AA



H-20A



HB-20A







## 3/4" DRIVE EXTENSIONS

### Chrome and Black Industrial Finish

Product Code	Length (Inches)
--------------	-----------------

#### Chrome Finish

H-104	3
H-110	8
H-115	16

#### Black Industrial Finish

H-104B	3
H-110B	8
H-115B	16

Fed. Spec: ANSI B107.10M



#### Features

- Chrome plating provides increased protection from rust and corrosion.
- Ball and spring socket retention.



## 3/4" DRIVE ADAPTERS

### Chrome and Black Industrial Finish

Product Code	Length (Inches)	Male End (Inches)	Female End (Inches)	Female End Detent
--------------	-----------------	-------------------	---------------------	-------------------

#### Chrome Finish

HNX-130	3	1	3/4	Detent on Each Wall
HNX-131	3 1/16	3/4	1	Drilled Hole

#### Black Industrial Finish

HNX-130B	3	1	3/4	Detent on Each Wall
HNX-131B	3 1/16	3/4	1	Drilled Hole

Fed. Spec: ANSI B107.10M



#### Features

- Chrome plating provides increased protection from rust and corrosion.
- Ball and spring socket retention.



## 3/4" DRIVE UNIVERSAL JOINTS

### Chrome and Black Industrial Finish

Product Code	Description	Length (Inches)
--------------	-------------	-----------------

#### Chrome Finish

H-140A	Universal Joint	4 1/16
--------	-----------------	--------

#### Black Industrial Finish

HB-140A	Universal Joint	4 1/16
---------	-----------------	--------

#### Features

- Chrome plating provides increased protection from rust and corrosion.
- Ball and spring socket retention.





## 3/4" DRIVE EXTENDABLE RATCHET AND T-HEAD

### High-Polished Chrome Finish

Product Code	Description	Length (Inches)	Repair Kit
33012	32 Tooth Ratchet Head	6	33001RK
33013	Universal Extendable Handle	23 1/2" to 36"	
33014	Sliding T-Head		

Fed. Spec: ANSI B107.10M

### Features

- Williams 3/4" Drive Ratchet and Drive Tools Feature:
  - Unique Socket-Lok® Safety Retention System features a spring-loaded locking button for maximum socket retention and quick disassembly when used with our Williams® locking-button square drive tools and sockets. May also be used with all standard 3/4" drive tools.
  - Two-piece ratchet design for maximum versatility.
  - Knurled handle to provide a firm, non-slip grip and extra turning power.
  - Narrow pear-shaped head for access into confined work areas.
  - High-polished chrome finish for easy cleaning.
- Chamfered ends provide easy engagement of the drive tool and fastener.
- Extended Handle extends from 23-1/2" to 36"



## 3/4" DRIVE RATCHETS AND HANDLES

### High-Polished Chrome Finish

Product Code	Description	Length (Inches)	Repair Kit
33001	Socket-Lok Ratchet - 32 Teeth	20	33001RK
33015	Ratchet head only for 33016	6	
33016	Handle only for 33015	16	
33005	Flex Handle	19	
33006	Sliding T-Handle	19	

Fed. Spec: ANSI B107.10M

### Features

- Williams 3/4" Drive Ratchet and Drive Tools Feature:
  - Unique Socket-Lok® Safety Retention System features a spring-loaded locking button for maximum socket retention and quick disassembly when used with our Williams® locking-button square drive tools and sockets. May also be used with all standard 3/4" drive tools.
  - Two-piece ratchet design for maximum versatility.
  - Knurled handle to provide a firm, non-slip grip and extra turning power.
  - Narrow pear-shaped head for access into confined work areas.
  - High-polished chrome finish for easy cleaning.
- Chamfered ends provide easy engagement of the drive tool and fastener.



**Socket-Lok® button positively locks the socket and drive tool together, providing positive retention and quick disassembly.**



## 3/4" DRIVE EXTENSIONS AND ACCESSORIES

### High-Polished Chrome Finish

Product Code	Description	Length (Inches)
33002	Extension	4
33003	Extension	8
33004	Extension	16
33007	Universal Joint	4 5/16
33008	3/4" F x 1/2" M Adapter	2 1/8
33009	3/4" F x 1" M Adapter	2 7/16
33011	1" F x 3/4" M Adapter	2 5/8

Fed. Spec: ANSI B107.10M

### Features

- Williams 3/4" Drive Ratchet and Drive Tools Feature:
  - Unique Socket-Lok® Safety Retention System features a spring-loaded locking button for maximum socket retention and quick disassembly when used with our Williams® locking-button square drive tools and sockets. May also be used with all standard 3/4" drive tools.
  - High-polished chrome finish for easy cleaning.
- Chamfered ends provide easy engagement of the drive tool and fastener.





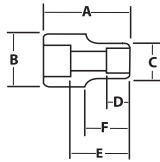
## 3/4" DRIVE SHALLOW 12 POINT SOCKETS, SAE

High-Polished Chrome Finish



H-1240

H-1224



Product Code	Size (Inches)	A (Inches)	B Drive End Diameter (Inches)	C Working End Diameter (Inches)	D Broach Depth (Inches)	E Bolt Clearance Depth (Inches)	F Bolt Clearance Diameter (Inches)	Nose Length (Inches)
H-1224	3/4	2	1 7/16	1 1/8	17/32	1 1/4	1 1/16	13/16
H-1226	13/16	2	1 7/16	1 7/32	9/16	1 1/4	1 1/16	13/16
H-1228	7/8	2	1 7/16	1 9/16	19/32	1 1/4	1 1/16	13/16
H-1230	15/16	2	1 7/16	1 3/8	21/32	1 1/4	1 1/16	13/16
H-1231	31/32	2	1 7/16	1 13/32	11/16	1 1/4	1 1/16	13/16
H-1232	1	2 1/16	1 7/16	1 15/32	11/16	1 5/16	1 1/16	25/32
H-1234	1 1/16	2 1/8	1 1/2	1 9/16	3/4	1 5/32	1 1/32	7/8
H-1236	1 1/8	2 3/16	1 1/2	1 5/8	13/16	1 7/32	1 1/8	29/32
H-1238	1 3/16	2 1/4	1 1/2	1 11/16	27/32	1 9/32	1 5/32	31/32
H-1240	1 1/4	2 1/4	1 1/2	1 3/4	27/32	1 11/32	1 9/32	15/16
H-1242	1 5/16	2 5/16	1 5/8	1 7/8	27/32	1 13/32	1 11/32	1
H-1244	1 3/8	2 5/16	1 5/8	1 15/16	7/8	1 3/8	1 7/16	1
H-1246	1 7/16	2 3/8	1 5/8	2	15/16	1 7/16	1 1/4	1
H-1248	1 1/2	2 1/2	1 5/8	2 1/8	1	1 9/16	1 1/4	1 1/8
H-1250	1 9/16	2 5/8	1 3/4	2 3/16	1 5/32	1 11/16	1 3/8	1 1/4
H-1252	1 5/8	2 3/8	1 3/4	2 1/4	1 5/32	1 11/16	1 3/8	1 1/4
H-1254	1 11/16	2 3/4	1 25/32	2 3/8	1 3/16	1 13/16	1 3/8	1 3/8
H-1256	1 3/4	2 3/4	1 3/4	2 7/16	1 3/16	1 13/16	1 3/8	1 3/8
H-1258	1 13/16	2 7/8	1 3/4	2 1/2	1 1/4	1 31/32	1 5/16	1 7/16
H-1260	1 7/8	3	1 3/4	2 9/16	1 5/16	2 1/16	1 5/16	1 9/16
H-1264	2	3 1/8	1 3/4	2 3/4	1 5/16	2 3/16	1 5/16	1 11/16
H-1266	2 1/16	3 1/8	1 3/4	2 3/4	1 3/8	2 3/16	1 5/16	1 11/16
H-1268	2 1/8	3 1/4	1 3/4	2 15/16	1 7/16	2 3/16	1 5/16	1 13/16
H-1270	2 3/16	3 1/4	1 3/4	2 15/16	1 1/2	2 5/16	1 5/16	1 13/16
H-1272	2 1/4	3 3/8	1 3/4	3 1/8	1 1/2	2 7/16	1 1/4	1 7/8
H-1274	2 5/16	3 1/2	1 3/4	3 1/4	1 5/8	2 9/16	1 1/4	2
H-1276	2 3/8	3 5/8	1 3/4	3 1/4	1 3/4	2 11/16	1 1/4	2 1/8

Fed. Spec: ANSI B107.110

### WSH-16TB 16 Piece 3/4" Drive Shallow 12-Point Socket Set with TB-49 Tool Box

### WSH-16RC 16 Piece 3/4" Drive Shallow 12-Point Socket Set on Clip Rails

Contents Include:



WSH-16TB

Product Code	Size (Inches)	Product Code	Size (Inches)	Product Code	Size (Inches)	Product Code	Size (Inches)
H-1228	7/8	H-1236	1 1/8	H-1246	1 7/16	H-1256	1 3/4
H-1230	15/16	H-1240	1 1/4	H-1248	1 1/2	H-1258	1 13/16
H-1232	1	H-1242	1 5/16	H-1252	1 5/8	H-1260	1 7/8
H-1234	1 1/16	H-1244	1 3/8	H-1254	1 11/16	H-1264	2

### WSH-26RC 26 Piece 3/4" Drive Shallow 12-Point Socket Set on Clip Rails

Contents Include:



WSH-26RC

Product Code	Size (Inches)	Product Code	Size (Inches)	Product Code	Size (Inches)	Product Code	Size (Inches)
H-1224	3/4	H-1238	1 3/16	H-1252	1 5/8	H-1268	2 1/8
H-1226	13/16	H-1240	1 1/4	H-1254	1 11/16	H-1270	2 3/16
H-1228	7/8	H-1242	1 5/16	H-1256	1 3/4	H-1272	2 1/4
H-1230	15/16	H-1244	1 3/8	H-1258	1 13/16	H-1274	2 5/16
H-1232	1	H-1246	1 7/16	H-1260	1 7/8	H-1276	2 3/8
H-1234	1 1/16	H-1248	1 1/2	H-1264	2		
H-1236	1 1/8	H-1250	1 9/16	H-1266	2 1/16		

### Features

- SUPERTORQUE® lobular openings for greater turning power without deforming the fastener.
- Designed for quick engagement on both 6 and 12 point fasteners.



3/4" DRIVE

SOCKETS AND DRIVE TOOLS

### 3/4" DRIVE SHALLOW 12 POINT SOCKETS, SAE

High-Polished Chrome Finish

Product Code	Size (Inches)	A	B	C	F
		OAL (Inches)	Drive End Diameter (Inches)	Working End Diameter (Inches)	Nose Length (Inches)
33228	7/8	1 15/16	1 7/16	1 1/4	35/64
33230	15/16	2	1 7/16	1 3/8	5/8
33232	1	2 1/16	1 7/16	1 7/16	5/8
33234	1 1/16	2 1/16	1 7/16	1 1/2	7/8
33236	1 1/8	2 1/16	1 1/2	1 9/16	7/8
33238	1 3/16	2 1/8	1 1/2	1 11/16	15/16
33240	1 1/4	2 3/16	1 1/2	1 3/4	15/16
33242	1 5/16	2 3/16	1 1/2	1 13/16	1
33244	1 3/8	2 1/4	1 5/8	1 7/8	1
33246	1 7/16	2 1/4	1 5/8	1 31/32	1 7/64
33248	1 1/2	2 3/8	1 3/4	2 1/16	1 7/64
33250	1 9/16	2 7/16	1 3/4	2 1/8	1 3/16
33252	1 5/8	2 1/2	1 3/4	2 3/16	1 3/16
33256	1 3/4	2 9/16	1 13/16	2 5/16	1 1/4
33258	1 13/16	2 11/16	1 13/16	2 3/8	1 1/4
33260	1 7/8	2 3/4	1 7/8	2 1/2	1 11/32
33264	2	2 13/16	1 7/8	2 11/16	1 13/32

Fed. Spec: ANSI B107.110

#### 33920 11 Piece 3/4" Drive Shallow 12-Point Socket Set on Clip Rails

Contents Include:

Product Code	Size (Inches)	Product Code	Size (Inches)	Product Code	Size (Inches)
33228	7/8	33236	1 1/8	33244	1 3/8
33230	15/16	33238	1 3/16	33246	1 7/16
33232	1	33240	1 1/4	33248	1 1/2
33234	1 1/16	33242	1 5/16		



#### 33922 16 Piece 3/4" Drive Shallow 12-Point Socket Set on Clip Rails

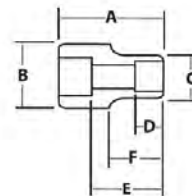
Contents Include:

Product Code	Size (Inches)	Product Code	Size (Inches)	Product Code	Size (Inches)
33228	7/8	33242	1 5/16	33260	1 7/8
33230	15/16	33244	1 3/8	33264	2
33232	1	33246	1 7/16		
33234	1 1/16	33248	1 1/2		
33236	1 1/8	33252	1 5/8		
33238	1 3/16	33256	1 3/4		
33240	1 1/4	33258	1 13/16		



#### Features

- Williams 3/4" Drive Hand Sockets and Drive Tools Feature:
  - Unique Socket-Lok® Safety Retention System features a spring-loaded locking button for maximum socket retention and quick disassembly when used with our Williams® locking-button square drive tools and sockets. May also be used with all standard 3/4" drive tools.
  - Sockets feature a deep chamfer on the drive end to speed insertion onto the drive tool.
  - Chamfered ends provide easy engagement of the drive tool and fastener.
  - SUPERTORQUE® recessed corners in socket end provide extra turning power.
  - High-polished chrome finish tools clean easily and resist rust.
- Designed for quick engagement on both 6 and 12 point fasteners.







## 3/4" DRIVE SHALLOW SOCKETS, 12 POINT, METRIC

### High-Polished Chrome Finish



HM1232

Product Code	Size (MM)	A		B		C		D		E		F	
		OAL (Inches)	Drive End Diameter (Inches)	Working End Diameter (Inches)	Broach Depth (Inches)	Bolt Clearance Depth (Inches)	Bolt Clearance Diameter (Inches)	Nose Length (Inches)					
HM-1219	19	2	7/16	1 1/8	9/16	1 1/32	1 1/16	13/16					
HM-1222	22	2	7/16	1 1/4	5/8	1 1/32	1 1/16	13/16					
HM-1223	23	2	1 7/16	1 11/32	5/8	1 1/32	3/4	9/16					
HM-1224	24	2	7/16	1 3/8	21/32	1 1/32	1 1/16	13/16					
HM-1225	25	2	1 7/16	1 7/16	2 3/32	1 1/32	3/4	2					
HM-1226	26	2	1 1/2	1 1/2	2 3/32	1 1/32	1 1/32	2					
HM-1227	27	2	1 1/2	1 9/16	3/4	1 1/32	1 1/16	1 1/16					
HM-1228	28	2	1 1/2	1 21/32	25/32	1 1/32	1-3/32	1-7/32					
HM-1230	30	2 7/32	1 1/2	1 5/8	13/16	1 1/32	1 3/16	27/32					
HM-1232	32	2 1/4	1 1/2	1 3/4	7/8	1 5/16	1 5/16	7/8					
HM-1235	35	2 9/16	1 5/8	1 15/16	29/32	1 13/32	1 7/16	7/8					
HM-1236	36	2 5/16	1 5/8	1 15/16	29/32	1 13/32	1 1/4	7/8					
HM-1238	38	2 1/2	1 5/8	2 1/16	1	1 19/32	1 9/16	1 1/16					
HM-1241	41	2 5/8	1 3/4	2 3/16	1 1/16	1 23/32	1 13/32	1 3/16					
HM-1242	42	2 1/2	1 3/4	2 3/32	1 1/16	1 1/2	1 5/8	1 21/32					
HM-1246	46	3 1/8	1 3/4	2 7/16	1 3/16	1 31/32	1 13/32	1 11/16					
HM-1250	50	3	1 3/4	2 5/8	1 5/16	2 3/32	1 13/32	1 13/32					
HM-1254	54	3 1/4	1 3/4	2 7/8	1 15/32	2 1/8	1 13/32	1 21/32					
HM-1255	55	3 1/4	1 3/4	2 29/32	1 15/32	2 11/32	1 13/32	1 21/32					
HM-1260	60	3 5/8	1 3/4	3 1/4	1 3/4	2 23/32	1 3/4	2 1/8					

Fed. Spec: ANSI B107.110

### MSH-15RC 15 Piece 3/4" Drive Shallow 12 Point Socket Set on Clip Rail

#### Contents Include:

Product Code	Size (MM)	Product Code	Size (MM)	Product Code	Size (MM)	Product Code	Size (MM)
HM-1219	19	HM-1230	30	HM-1238	38	HM-1254	54
HM-1222	22	HM-1232	32	HM-1241	41	HM-1255	55
HM-1224	24	HM-1235	35	HM-1246	46	HM-1260	60
HM-1227	27	HM-1236	36	HM-1250	50		

#### Features

- SUPERTORQUE® lobular openings for greater turning power without deforming the fastener.
- Designed for quick engagement on both 6 and 12 point fasteners.



MSH-15RC

3/4" DRIVE

SOCKETS AND  
DRIVE TOOLS

### 3/4" DRIVE SHALLOW SOCKET, 12 POINT, MM

High Polished Chrome Finish

Product Code	Size (MM)	A	B	C	D	E	Bolt Clearance Diameter (Inches)
		Overall Length (Inches)	Drive End Diameter (Inches)	Working End Diameter (Inches)	Broach Depth (Inches)	Bolt Clearance Depth (Inches)	
33619	19	1 31/32	1 19/64	1 5/32	35/64	35/64	45/64
33620	20	1 31/32	1 19/64	1 3/16	35/64	35/64	45/64
33621	21	1 31/32	1 19/64	1 15/64	35/64	35/64	45/64
33622	22	1 31/32	1 27/64	1 17/64	35/64	35/64	45/64
33623	23	1 31/32	1 27/64	1 5/16	35/64	35/64	45/64
33624	24	2 1/64	1 27/64	1 11/32	21/32	21/32	29/32
33625	25	2 1/32	1 3/8	1 27/64	21/32	21/32	29/32
33626	26	2 1/32	1 27/64	1 29/64	21/32	21/32	29/32
33627	27	2 1/32	1 27/64	1 1/2	55/64	55/64	15/16
33628	28	2 1/32	1 27/64	1 9/16	55/64	55/64	15/16
33629	29	2 1/32	1 27/64	1 19/32	55/64	55/64	15/16
33630	30	2 1/8	1 27/64	1 21/32	15/16	15/16	1 1/16
33632	32	2 13/64	1 27/64	1 47/64	1 1/64	1 1/64	1 9/64
33635	35	2 13/64	1 1/2	1 57/64	1 1/64	1 1/64	1 17/64
33636	36	2 9/32	1 1/2	1 31/32	1 1/64	1 7/64	1 19/64
33638	38	2 23/64	1 1/2	2 1/32	1 7/64	1 7/64	1 3/8
33641	41	2 33/64	1 37/64	2 13/64	1 3/16	1 3/16	1 1/2
33642	42	2 33/64	1 37/64	2 1/4	1 3/16	1 3/16	1 1/2
33646	46	2 19/32	1 21/32	2 7/16	1 17/64	1 17/64	1 21/32
33650	50	2 3/4	1 21/32	2 43/64	1 11/32	1 11/32	1 21/32
33654	54	2 29/32	1 49/64	2 7/16	1 27/64	1 27/64	1 21/32
33655	55	2 63/64	1 49/64	2 29/32	1 1/2	1 1/2	1 11/16
33658	58	3 5/64	1 49/64	3 5/64	1 37/64	1 37/64	1 11/16
33660	60	3 3/64	1 49/64	3 5/32	1 21/32	1 21/32	1 49/64



33619

#### 33931 17 piece 3/4" Drive Shallow 12 Point Socket Set in Clip and Rails

Contents Include:

Product Code	Size (MM)	Product Code	Size (MM)	Product Code	Size (MM)	Product Code	Size (MM)
33622	22	33627	27	33635	35	33646	46
33623	23	33628	28	33636	36	33650	50
33624	24	33629	29	33638	38		
33625	25	33630	30	33641	41		
33626	26	33632	32	33642	42		

#### 33930 24 piece 3/4" Drive Shallow 12 Point Socket Set Clip and Rails

Contents Include:

Product Code	Size (Inches)	Product Code	Size (Inches)	Product Code	Size (Inches)	Product Code	Size (Inches)
33619	19	33625	25	33632	32	33646	46
33620	20	33626	26	33635	35	33650	50
33621	21	33627	27	33636	36	33654	54
33622	22	33628	28	33638	38	33655	55
33623	23	33629	29	33641	41	33658	58
33624	24	33630	30	33642	42	33660	60



33931

#### Features

- Williams 3/4" Drive Hand Sockets and Drive Tools Feature:
  - Unique Socket-Lok® Safety Retention System features a spring-loaded locking button for maximum socket retention and quick disassembly when used with our Williams® locking-button square drive tools and sockets. May also be used with all standard 3/4" drive tools.
  - Sockets feature a deep chamfer on the drive end to speed insertion onto the drive tool.
  - Chamfered ends provide easy engagement of the drive tool and fastener.
  - SUPERTORQUE® recessed corners in socket end provide extra turning power.
  - High-polished chrome finish tools clean easily and resist rust.
- Designed for quick engagement on both 6 and 12 point fasteners.



HD-628 HD-640



WSHD-11RC

## 3/4" DRIVE DEEP SOCKETS, 6 POINT, SAE

### High-Polished Chrome Finish

Product Code	Size (Inches)	A		B		C		D		E		F	
		OAL (Inches)	Drive End Diameter (Inches)	Working End Diameter (Inches)	Broach Depth (Inches)	Bolt Clearance Depth (Inches)	Bolt Clearance Diameter (Inches)	Nose Length (Inches)					
HD-628	7/8	3 1/2	1 7/16	1 3/16	5/8	2 1/2	1 1/16	2 5/16					
HD-630	15/16	3 1/2	1 7/16	1 3/8	21/32	2 1/2	1 1/16	2 5/16					
HD-632	1	3 1/2	1 1/2	1 7/16	23/32	2 1/2	1 1/16	2 5/16					
HD-634	1 1/16	3 1/2	1 1/2	1 9/16	3/4	2 1/2	3/4	2 7/32					
HD-636	1 1/8	3 1/2	1 1/2	1 5/8	13/16	2 1/2	25/32	2 7/32					
HD-640	1 1/4	3 1/2	1 1/2	1 3/4	1	2 1/2	7/8	2 3/16					
HD-642	1 5/16	3 1/2	1 5/8	1 7/8	1	2 1/2	15/16	2 3/16					
HD-644	1 3/8	3 1/2	1 5/8	1 15/16	1	2 9/16	1 3/8	2 3/16					
HD-646	1 7/16	3 1/2	1 5/8	2	1	2 9/16	1 7/16	2 1/8					
HD-648	1 1/2	3 1/2	1 5/8	2 1/16	1 1/4	2 9/16	1 1/2	2 1/8					
HD-652	1 5/8	3 1/2	1 3/4	2 1/4	1 3/8	2 9/16	1 5/8	2 1/8					

Fed. Spec: ANSI B107.110

### WSHD-11HRC 11 Piece 3/4" Drive Deep 6 Point Socket Set on Clip Rail

#### Contents Include:

Product Code	Size (Inches)	Product Code	Size (Inches)	Product Code	Size (Inches)
HD-628	7/8	HD-636	1 1/8	HD-646	1 7/16
HD-630	15/16	HD-640	1 1/4	HD-648	1 1/2
HD-632	1	HD-642	1 5/16	HD-652	1 5/8
HD-634	1 1/16	HD-644	1 3/8		

#### Features

- SUPERTORQUE® lobular openings for greater turning power without deforming the fastener.
- Designed for maximum engagement on 6 point fasteners.



33719



33932

## 3/4" DRIVE DEEP SOCKET, 6 POINT, MM

### High-Polished Chrome Finish

Product Code	Size (MM)	A		B		C		D		E	
		Overall Length (Inches)	Drive End Diameter (Inches)	Working End Diameter (Inches)	Broach Depth (Inches)	Bolt Clearance Depth (Inches)	Bolt Clearance Diameter (Inches)				
33719	19	3 35/64	1 19/64	1 5/32	1 1/64	1 3/16	45/64				
33722	22	3 39/64	1 27/64	1 17/64	1 1/64	1 3/16	45/64				
33723	23	3 39/64	1 27/64	1 5/16	1 1/64	1 3/16	45/64				
33724	24	3 35/64	1 27/64	1 11/32	1 1/64	1 3/16	45/64				
33727	27	3 39/64	1 27/64	1 1/2	1 7/64	1 3/16	15/16				
33730	30	3 39/64	1 27/64	1 21/32	1 1/64	1 3/16	1 1/16				
33732	32	3 35/64	1 27/64	1 47/64	1 1/64	1 3/16	1 9/64				
33735	35	3 35/64	1 1/2	1 57/64	1 3/16	1 7/64	1 17/64				
33736	36	3 35/64	1 1/2	1 31/32	1 3/16	1 7/64	1 19/64				
33738	38	3 35/64	1 1/2	2 1/32	1 11/32	15/16	1 3/8				
33741	41	3 39/64	1 37/64	2 13/64	1 11/32	15/16	1 1/2				
33746	46	3 35/64	1 21/32	2 7/16	1 11/32	15/16	1 21/32				
33750	50	3 39/64	1 21/32	2 43/64	1 27/64	15/16	1 21/32				
33755	55	3 19/16	1 49/64	2 29/32	1 1/2	25/32	1 11/16				
33760	60	3 61/64	1 49/64	3 3/32	1 37/64	5/8	1 49/64				

### 33932 15 piece 3/4" Drive Deep 6 Point Socket Set in Clip and Rails

#### Contents Include:

Product Code	Size (MM)	Product Code	Size (MM)	Product Code	Size (MM)	Product Code	Size (MM)
33719	19	33727	27	33736	36	33750	50
33722	22	33730	30	33738	38	33755	55
33723	23	33732	32	33741	41	33760	60
33724	24	33735	35	33746	46		

#### Features

- SUPERTORQUE® lobular openings for greater turning power without deforming the fastener.
- Designed for maximum engagement on 6 point fasteners.

3/4" DRIVE

SOCKETS AND DRIVE TOOLS



### 3/4" DRIVE IMPACT EXTENSIONS AND ACCESSORIES

#### Black Industrial Finish

Product Code	Description	Length (Inches)	Use RET RING®	Use O-Ring / Pin	Socket Retention
6-107	Impact Extension	7	6-1XS	6-1A / 6-2C	Through Hole and Pin
6-110	Impact Extension	9 3/4	6-1XS	6-1A / 6-2C	Through Hole and Pin
6-113	Impact Extension	12 3/4	6-1XS	6-1A / 6-2C	Through Hole and Pin
6-140B	Impact Universal Joint	3 1/2	6-1XS	6-1A / 6-2C	Through Hole and Pin
6-7	1"M x 3/4"F Adapter	2 3/4	6-1XS	6-1A / 6-2C	Through Hole and Pin
6-4A	1/2"M x 3/4"F Adapter	2 1/2	6-1XS	6-1A / 6-2C	Spring Plunger

Fed. Spec: ANSI B107.2



#### Features

- Specially heat treated for impact use to provide long life, safety, and durability.
- Pin and o-ring or RET RING® (sold separately) secure tools onto impact wrench for safety and convenience.
- Suitable for use with pneumatic and electric impact wrenches.
- Drive end features pin retention hole and groove.



### 3/4" DRIVE IMPACT EXTENSIONS AND ACCESSORIES

#### Black Industrial Finish

Product Code	Description	Length (Inches)	Use RET RING®	Use O-Ring / Pin	Socket Retention
38002	Impact Extension	7	6-1XS	6-1A / 6-2C	Through Hole and Pin
38003	Impact Extension	10	6-1XS	6-1A / 6-2C	Through Hole and Pin
38004	Impact Extension	13	6-1XS	6-1A / 6-2C	Through Hole and Pin
38001	Impact Universal Joint	4 9/16	6-1XS	6-1A / 6-2C	Through Hole and Pin
38005	1/2"M x 3/4"F Adapter	2 3/16	6-1XS	6-1A / 6-2C	Ball and Spring
38006	1"M x 3/4"F Adapter	2 7/16	6-1XS	6-1A / 6-2C	Through Hole and Pin

Fed. Spec: ANSI B107.2

#### Features

- Specially heat treated for impact use to provide long life, safety, and durability.
- Pin and o-ring or RET RING® (sold separately) secure tools onto impact wrench for safety and convenience.
- Suitable for use with pneumatic and electric impact wrenches.
- Drive end features pin retention hole and groove.







6-1A



6-2B



## 3/4" DRIVE IMPACT RETAINING PINS AND RINGS

### Black Industrial Finish

Product Code	Description	Diameter	Length	Application
6-1A	Impact Retaining O-Ring	1 1/4"	NA	Fits All Williams 3/4" Drive Sockets and Accessories
6-2B	Impact Retaining Pin	3/16"	1 1/4"	Fits Williams Impact Sockets with "B" Dimension to 1 3/4"
6-2C	Impact Retaining Pin	3/16"	1 1/2"	Fits Williams Impact Sockets with "B" Dimension 1 3/4" and Greater

### Features

- Specially heat treated for impact use to provide long life, safety, and durability.
- Suitable for use with pneumatic and electric impact wrenches.
- For 3/4" drive impact tools with pin retention hole and groove.



6-2XS



## 3/4" DRIVE RET RING® ONE-PIECE IMPACT RETAINING RINGS WITH CRUSH GAUGE

### Black Industrial Finish

Product Code	Inside Dia. (In.)
6-0XS	1 1/4"
6-1XS	1 7/16"
6-2XS	1 5/8"
6-3XS	1 3/4"
6-4XS	2"
6-5XS	2 1/8"
6-6XS	2 1/4"

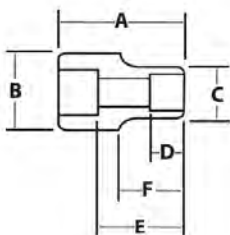
### Features

- Fits all Williams 3/4" Drive Sockets and Accessories
- Crush Gauge on the resin pin indicates when a socket is excessively worn and should be replaced.
- Securely retains sockets and accessories to square drive of impact wrench
- For 3/4" drive impact tools with pin retention hole and groove
- Made of oil resistant material
- RET RING® is a trademark of FTL Enterprises, Inc.



## 3/4" DRIVE BUDD® WHEEL IMPACT SOCKET, 6 POINT, SAE

### Black Industrial Finish



16-648BW

Product Code	Size (Inches)	A (Inches)	B (Inches)	C (Inches)	D (Inches)	E (Inches)		Uses RET RING® Number	Use O-Ring / Pin
						Working End Diameter	Bolt Clearance Depth		
16-648BW	13/16" Square & 1 1/2" Hex	4	1 3/4"	2 1/4"	1 7/16"	2 1/4"	1 1/4"	6-1X	6-1A / 6-2C

Fed. Spec: ANSI B107.2

### Features

- SUPERTORQUE® lobular openings for greater turning power without deforming the fastener.
- 13/16" square opening threads stud into wheel.
- 1-1/2" hex opening engages and tightens the wheel lug nut.
- Suitable for use with pneumatic and electric impact wrenches.
- Specially heat treated for impact use to provide long life, safety, and durability.



### 3/4" DRIVE SHALLOW IMPACT SOCKETS, 6 POINT, SAE

#### Black Industrial Finish

Product Code	Size (Inches)	A		B		C		D		E		F		Uses RET RING® Number	Use O-Ring / Pin
		OAL (Inches)	Drive End Diameter (Inches)	Working End Diameter (Inches)	Broach Depth (Inches)	Bolt Clearance Depth (Inches)	Bolt Clearance Diameter (Inches)	Nose Length (Inches)							
6-618A	9/16	2	1 5/8	1	1 7/32	1 1/32	1/2	1	6-1XS	6-1A / 6-2B					
6-620A	5/8	2	1 5/8	1 1/32	1 7/32	1 1/32	1/2	1	6-1XS	6-1A / 6-2B					
6-622A	1 1/16	2	1 5/8	1 5/32	1 7/32	1 1/32	1/2	1	6-1XS	6-1A / 6-2B					
6-624A	3/4	2	1 5/8	1 1/4	1 7/32	1 1/32	1 1/16	1	6-1XS	6-1A / 6-2B					
6-626A	13/16	2	1 5/8	1 3/8	1 7/32	1 1/32	1 1/16	1	6-1XS	6-1A / 6-2B					
6-628A	7/8	2	1 5/8	1 1/2	1 9/32	1 1/32	1 1/16	1	6-1XS	6-1A / 6-2B					
6-630A	15/16	2	1 5/8	1 9/16	2 1/32	1 1/32	1 1/16	1	6-1XS	6-1A / 6-2B					
6-632A	1	2	1 5/8	1 3/8	1 1/16	1 1/32	1 1/16	-	6-1XS	6-1A / 6-2B					
6-634A	1 1/16	2	1 5/8	1 11/16	3/4	1 1/32	1 1/16	1 5/16	6-1XS	6-1A / 6-2B					
6-636	1 1/8	2 1/8	1 5/8	1 3/4	3/4	1 5/32	1 1/8	1 7/16	6-1XS	6-1A / 6-2B					
6-638	1 3/16	2 1/8	1 5/8	1 7/8	3/4	1 1/32	1 3/16	1 7/16	6-1XS	6-1A / 6-2B					
6-640	1 1/4	2 1/8	1 3/4	2	13/16	1 1/32	1 1/4	1 7/16	6-1XS	6-1A / 6-2C					
6-642	1 5/16	2 1/8	1 3/4	2 1/32	7/8	1 5/32	1 5/16	1 7/16	6-1XS	6-1A / 6-2C					
6-644	1 3/8	2 1/4	1 3/4	2 1/8	7/8	1 1/32	1 3/8	1 9/16	6-1XS	6-1A / 6-2C					
6-646	1 7/16	2 1/4	1 3/4	2 3/16	7/8	1 1/32	1 7/16	1 9/16	6-1XS	6-1A / 6-2C					
6-648	1 1/2	2 1/4	1 3/4	2 1/4	15/16	1 1/32	1 1/2	1 9/16	6-1XS	6-1A / 6-2C					
6-650	1 9/16	2 3/8	1 3/4	2 11/32	15/16	1 1/32	1 9/16	1 11/16	6-1XS	6-1A / 6-2C					
6-652	1 5/8	2 3/8	1 3/4	2 13/32	1	1 1/32	1 5/8	1 11/16	6-1XS	6-1A / 6-2C					
6-654	1 11/16	2 3/16	1 3/4	2 15/32	1 1/32	1 1/32	1 7/16	1 7/8	6-1XS	6-1A / 6-2C					
6-656	1 3/4	2 3/16	1 3/4	2 17/32	1 1/32	1 1/32	1 3/4	1 7/8	6-1XS	6-1A / 6-2C					
6-658	1 13/16	2 5/8	1 3/4	2 19/32	1 1/8	1 1/32	1 13/16	1 15/16	6-1XS	6-1A / 6-2C					
6-660	1 7/8	2 3/4	1 3/4	2 3/8	1 1/8	1 1/32	1 7/16	2 1/16	6-1XS	6-1A / 6-2C					
6-662	1 15/16	2 3/4	1 3/4	2 3/4	1 1/8	1 1/32	1 7/16	2 1/16	6-1XS	6-1A / 6-2C					
6-664	2	2 7/8	1 3/4	2 13/16	1 1/8	1 1/32	1 7/16	2 3/16	6-1XS	6-1A / 6-2C					
6-666	2 1/16	2 7/8	1 3/4	2 7/8	1 3/16	1 1/32	1 7/16	2 3/16	6-1XS	6-1A / 6-2C					
6-670	2 3/16	3 3/16	1 3/4	3 1/16	1 3/16	2 1/16	2 3/16	2 1/2	6-1XS	6-1A / 6-2C					
6-672	2 1/4	3 3/16	1 3/4	3 1/8	1 3/8	2 5/32	1 27/32	2 1/2	6-1XS	6-1A / 6-2C					
6-676	2 3/8	3 1/2	1 3/4	3 1/4	1 7/16	2 1/16	1 27/32	2 13/16	6-1XS	6-1A / 6-2C					

Fed. Spec: ANSI B107.2

#### WS-6-10HA 10 Piece 3/4" Drive Shallow 6 Point Impact Socket Set on Clip Rail

Contents Include:

Product Code	Size (Inches)	Product Code	Size (Inches)	Product Code	Size (Inches)
6-654	1 1/16	6-660	1 7/8	6-666	2 1/16
6-656	1 3/4	6-662	1 15/16	6-670	2 3/16
6-658	1 13/16	6-664	2	6-672	2 1/4
				6-676	2 3/8

#### WS-6-14HA 14 Piece 3/4" Drive Shallow 6 Point Impact Socket Set on Clip Rail

Contents Include:

Product Code	Size (Inches)	Product Code	Size (Inches)	Product Code	Size (Inches)	Product Code	Size (Inches)
6-624A	3/4	6-632A	1	6-640	1 1/4	6-648	1 1/2
6-626A	13/16	6-634A	1 1/16	6-642	1 5/16	6-652	1 5/8
6-628A	7/8	6-636	1 1/8	6-644	1 3/8		
6-630A	15/16	6-638	1 3/16	6-646	1 7/16		

#### WS-6-18TB 18 Piece 3/4" Drive Shallow 6 Point Impact Socket Set packed in Tool Box

Contents Include:

Product Code	Size (Inches)	Product Code	Size (Inches)	Product Code	Size (Inches)
6-628A	7/8	6-640	1 1/4	6-656	1 3/4
6-630A	15/16	6-642	1 5/16	6-658	1 13/16
6-632A	1"	6-644	1 3/8	6-660	1 7/8
6-634A	1 1/16	6-646	1 7/16	6-664	2"
6-636	1 1/8	6-648	1 1/2	6-107	7" EXT
6-638	1 3/16	6-652	1 5/8	6-140B	U-JOINT
				TB-6119A	TOOL BOX

#### Features

- SUPERTORQUE® lobular openings for greater turning power without deforming the fastener.
- Designed for maximum engagement on 6 point fasteners.
- Suitable for use with pneumatic and electric impact wrenches.
- Specially heat treated for impact use to provide long life, safety, and durability.



**TOOLS @ HEIGHT**  
DROP PREVENTION SYSTEM

Side hole in socket permits use with Snap-on Industrial Brands Tools@Height drive tools such as ratchets, extensions and u-joints



6-620A



WS-6-14HA



WS-6-18TB

3/4" DRIVE

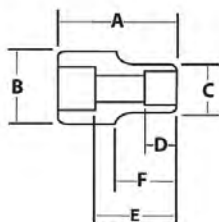
SOCKETS AND DRIVE TOOLS





**TOOLS @ HEIGHT**  
DROP PREVENTION SYSTEM

Side hole in socket permits use with Snap-on Industrial Brands Tools@Height drive tools such as ratchets, extensions and u-joints



## 3/4" DRIVE SHALLOW IMPACT SOCKETS, 6 POINT, SAE Black Industrial Finish

Product Code	Size (Inches)	A		B		C		F		Uses RET RING® Number	Use O-Ring / Pin
		OAL (Inches)	Drive End Diameter (Inches)	Working End Diameter (Inches)	Nose Length (Inches)	RET RING® Number	Use O-Ring / Pin				
38118	9/16	2	1 5/8	1	1	6-1XS	6-1A / 6-2B				
38120	5/8	2	1 5/8	1 3/32	1	6-1XS	6-1A / 6-2B				
38122	1 1/16	2	1 5/8	1 7/32	1	6-1XS	6-1A / 6-2B				
38124	3/4	2	1 5/8	1 1/4	1	6-1XS	6-1A / 6-2B				
38126	13/16	2	1 5/8	1 5/8	1	6-1XS	6-1A / 6-2B				
38128	7/8	2	1 11/16	1 7/16	2 9/16	6-1XS	6-1A / 6-2B				
38130	15/16	2	1 11/16	1 1/2	2 9/16	6-1XS	6-1A / 6-2B				
38132	1	2 1/16	1 11/16	1 9/16	5/8	6-1XS	6-1A / 6-2B				
38134	1 1/16	2 1/16	1 11/16	1 11/16	25/32	6-1XS	6-1A / 6-2B				
38136	1 1/8	2 1/16	1 3/4	1 3/4	25/32	6-1XS	6-1A / 6-2C				
38138	1 3/16	2 1/16	1 3/4	1 13/16	25/32	6-1XS	6-1A / 6-2C				
38140	1 1/4	2 1/4	1 3/4	1 7/8	13/16	6-1XS	6-1A / 6-2C				
38142	1 5/16	2 1/4	1 3/4	1 15/16	13/16	6-1XS	6-1A / 6-2C				
38144	1 3/8	2 1/4	1 3/4	2 1/16	13/16	6-1XS	6-1A / 6-2C				
38146	1 7/16	2 1/4	1 3/4	2 7/64	13/16	6-1XS	6-1A / 6-2C				
38148	1 1/2	2 1/4	1 3/4	2 13/64	7/8	6-1XS	6-1A / 6-2C				
38150	1 9/16	2 1/4	1 3/4	2 7/32	7/8	6-1XS	6-1A / 6-2C				
38152	1 5/8	2 1/4	1 3/4	2 15/64	7/8	6-1XS	6-1A / 6-2C				
38154	1 11/16	2 7/16	1 3/4	2 15/32	1	6-1XS	6-1A / 6-2C				
38156	1 3/4	2 7/16	1 3/4	2 1/2	1	6-1XS	6-1A / 6-2C				
38158	1 13/16	2 7/16	1 3/4	2 19/64	1	6-1XS	6-1A / 6-2C				
38160	1 7/8	2 11/16	1 3/4	2 11/16	1 3/16	6-1XS	6-1A / 6-2C				
38162	1 15/16	2 11/16	1 3/4	2 3/4	1 3/16	6-1XS	6-1A / 6-2C				
38164	2	2 11/16	1 3/4	2 13/16	1 3/16	6-1XS	6-1A / 6-2C				

Fed. Spec: ANSI B107.2

### 38920 9 Piece 3/4" Drive Shallow 6 Point Impact Socket Set on Clip Rail

Contents Include:

Product Code	Size (Inches)	Product Code	Size (Inches)	Product Code	Size (Inches)
38132	1	38138	1 3/16	38144	1 3/8
38134	1 1/16	38140	1 1/4	38146	1 7/16
38136	1 1/8	38142	1 1/16	38148	1 1/2

### 38901 16 Piece 3/4" Drive Shallow 6 Point Impact Socket Set with 50083 Metal Box

Contents Include:

Product Code	Size (Inches)	Product Code	Size (Inches)	Product Code	Size (Inches)
38128	7/8	38140	1 1/4	38156	1 3/4
38130	15/16	38142	1 1/16	38158	1 13/16
38132	1	38144	1 3/8	38160	1 7/8
38134	1 1/16	38146	1 7/16	38164	2
38136	1 1/8	38148	1 1/2		
38138	1 3/16	38152	1 5/8		

### Features

- SUPERTORQUE® lobular openings for greater turning power without deforming the fastener.
- Designed for maximum engagement on 6 point fasteners.
- Suitable for use with pneumatic and electric impact wrenches.
- Specially heat treated for impact use to provide long life, safety, and durability.
- Drive end features pin retention hole and groove.



38901

3/4" DRIVE

SOCKETS AND DRIVE TOOLS

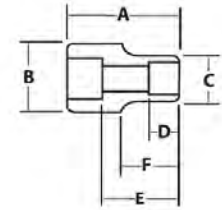
### 3/4" DRIVE SHALLOW IMPACT SOCKETS, 12 POINT, SAE

Black Industrial Finish

Product Code	Size (Inches)	A		B		C		D		E		F	
		Overall Length (Inches)	Drive End Diameter (Inches)	Working End Diameter (Inches)	Broach Depth (Inches)	Bolt Clearance Depth (Inches)	Bolt Clearance Diameter (Inches)	Nose Length (Inches)					
38420	5/8	2	1 1/2	1 1/8	5/8	/	1/2	7/8					
38422	1 1/16	2	1 1/2	1 1/8	5/8	/	1/2	7/8					
38424	3/4	2	1 1/2	1 1/8	5/8	/	5/8	7/8					
38426	13/16	2 1/16	1 1/2	1 1/4	3/4	/	3/4	15/16					
38428	7/8	2 1/16	1 1/2	1 5/16	3/4	/	3/4	15/16					
38430	15/16	2 1/16	1 1/2	1 7/16	3/4	/	7/8	15/16					
38432	1	2 1/16	1 1/2	1 1/2	3/4	/	7/8	/					
38434	1 1/16	2 1/16	1 1/2	1 1/2	3/4	/	15/16	/					
38436	1 1/8	2 1/16	1 5/8	1 3/8	3/4	/	1 1/16	/					
38438	1 3/16	2 1/16	1 3/4	1 3/4	3/4	/	1 1/16	/					
38440	1 1/4	2 1/16	1 3/4	1 13/16	3/4	/	1 3/16	15/16					
38442	1 5/16	2 1/4	1 3/4	1 13/16	7/8	/	1 3/16	15/16					
38444	1 3/8	2 1/4	1 3/4	2	7/8	/	1 1/4	15/16					
38446	1 7/16	2 1/4	1 3/4	2	7/8	/	1 3/8	15/16					
38448	1 1/2	2 1/4	1 3/4	2 1/16	15/16	/	1 3/8	15/16					
38450	1 9/16	2 7/16	1 3/4	2 1/4	15/16	/	1 1/2	1					
38452	1 5/8	2 7/16	1 3/4	2 1/4	15/16	/	/	1					
38454	1 11/16	2 7/16	1 3/4	2 1/2	1 1/16	/	/	1					
38456	1 3/4	2 7/16	1 3/4	2 1/2	1 1/16	/	/	1					
38458	1 13/16	2 5/8	1 3/4	2 5/8	1 1/16	/	/	1					
38460	1 7/8	2 5/8	1 3/4	2 5/8	1 1/16	/	/	1					
38462	1 15/16	2 3/4	1 3/4	2 3/4	1 5/16	/	/	1					
38464	2	2 13/16	2 1/8	2 3/4	1 9/16	/	/	1					
38466	2 1/16	2 13/16	2 1/8	3	1 5/16	/	/	1					
38468	2 1/8	2 13/16	2 1/8	3	1 9/16	/	/	1					
38476	2 3/8	3	2 1/8	3 5/16	1 1/2	/	/	1 1/16					

**TOOLS @ HEIGHT**  
DROP PREVENTION SYSTEM

Side hole in socket permits use with Snap-on Industrial Brands Tools@Height drive tools such as ratchets, extensions and u-joints



#### 38925 9 piece 3/4" Drive Impact Shallow 12 Point, SAE Socket Set on Clip Rails

Contents Include:

Product Code	Size (Inches)	Product Code	Size (Inches)	Product Code	Size (Inches)
38420	5/8	38426	13/16	38432	1
38422	1 1/16	38428	7/8	38434	1 1/16
38424	3/4	38430	15/16	38436	1 1/8

#### 38926 17 piece 3/4" Drive Impact Shallow 12 Point, SAE Socket Set on Clip Rails

Contents Include:

Product Code	Size (Inches)	Product Code	Size (Inches)	Product Code	Size (Inches)	Product Code	Size (Inches)
38438	1 3/16	38446	1 7/16	38454	1 11/16	38462	1 15/16
38440	1 1/4	38448	1 1/2	38456	1 3/4	38464	2
38442	1 5/16	38450	1 9/16	38458	1 13/16	38466	2 1/16
38444	1 3/8	38452	1 5/8	38460	1 7/8	38468	2 1/8
						38476	2 3/8



38925

#### Features

- SUPERTORQUE® lobular openings for greater turning power without deforming the fastener.
- Designed for maximum engagement on 6 or 12 point fasteners.
- Suitable for use with pneumatic and electric impact wrenches.
- Specially heat treated for impact use to provide long life, safety, and durability.

3/4" DRIVE

SOCKETS AND DRIVE TOOLS







## 3/4" DRIVE DEEP IMPACT SOCKETS, 6 POINT, SAE

### Black Industrial Finish

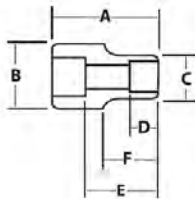


Side hole in socket permits use with Snap-on Industrial Brands Tools@Height drive tools such as ratchets, extensions and u-joints



16-624

16-632



Product Code	Size (Inches)	A (Inches)	B (Inches)	C (Inches)	D (Inches)	E (Inches)	F (Inches)	Uses RET RING® Number	Use O-Ring / Pin
16-624	3/4	3	1 5/8	1 1/4	9/16	2 1/32	9/16	6-1XS	6-1A / 6-2B
16-626	13/16	3	1 5/8	1 7/16	5/8	2 1/32	9/16	6-1XS	6-1A / 6-2B
16-628	7/8	3	1 5/8	1 7/16	5/8	2 1/32	5/8	6-1XS	6-1A / 6-2B
16-630	15/16	3	1 5/8	1 5/8	5/8	2 1/32	5/8	6-1XS	6-1A / 6-2B
16-632	1	3	1 5/8	1 5/8	11/16	2 1/32	21/32	6-1XS	6-1A / 6-2B
16-634	1 1/16	3	1 5/8	1 11/16	11/16	2 1/32	3/4	6-1XS	6-1A / 6-2B
16-636	1 1/8	3	1 5/8	1 3/4	3/4	2 1/32	19/16	6-1XS	6-1A / 6-2B
16-638	1 3/16	3 3/16	1 3/4	1 15/16	3/4	2 7/32	1 3/16	6-1XS	6-1A / 6-2C
16-640	1 1/4	3 1/4	1 3/4	1 19/16	7/8	2 9/32	1 1/4	6-1XS	6-1A / 6-2C
16-642	1 5/16	3 1/4	1 3/4	2	7/8	2 9/32	1 9/32	6-1XS	6-1A / 6-2C
16-644	1 3/8	3 1/4	1 3/4	2 1/8	7/8	2 9/32	1 3/8	6-1XS	6-1A / 6-2C
16-646	1 7/16	3 1/2	1 3/4	2 1/8	7/8	2 17/32	1 13/32	6-1XS	6-1A / 6-2C
16-648	1 1/2	3 1/2	1 3/4	2 1/4	15/16	2 17/32	1 1/2	6-1XS	6-1A / 6-2C
16-650	1 9/16	3 1/2	1 3/4	2 9/16	15/16	2 17/32	1 9/16	6-1XS	6-1A / 6-2C
16-652	1 5/8	3 1/2	1 3/4	2 7/16	15/16	2 17/32	1 5/8	6-1XS	6-1A / 6-2C
16-654	1 11/16	3 1/2	1 3/4	2 1/2	1	2 17/32	1 11/16	6-1XS	6-1A / 6-2C
16-656	1 3/4	3 1/2	1 3/4	2 1/2	1	2 17/32	1 3/4	6-1XS	6-1A / 6-2C
16-658	1 13/16	3 3/4	1 3/4	2 5/8	1 1/16	2 3/4	1 13/16	6-1XS	6-1A / 6-2C
16-660	1 7/8	3 3/4	1 3/4	2 11/16	1 1/8	2 3/4	1 7/8	6-1XS	6-1A / 6-2C
16-664	2	3 3/4	1 3/4	2 9/16	1 1/8	2 3/4	2	6-1XS	6-1A / 6-2C

Fed. Spec: ANSI B107.2

### WS-16-7H 7 Piece 3/4" Drive Impact Deep 6 Point Socket Set on Clip Rail

#### Contents Include:

Product Code	Size (Inches)	Product Code	Size (Inches)
16-650	1 9/16	16-658	1 13/16
16-652	1 5/8	16-660	1 7/8
16-654	1 11/16	16-664	2
16-656	1 3/4		

### WS-16-8H 8 Piece 3/4" Drive Deep 6 Point Impact Socket Set on Clip Rail

#### Contents Include:

Product Code	Size (Inches)	Product Code	Size (Inches)
16-628	7/8	16-636	1 1/8
16-630	15/16	16-640	1 1/4
16-632	1	16-642	1 5/16
16-634	1 1/16	16-648	1 1/2

#### Features

- SUPERTORQUE® lobular openings for greater turning power without deforming the fastener.
- Designed for maximum engagement on 6 point fasteners.
- Suitable for use with pneumatic and electric impact wrenches.
- Specially heat treated for impact use to provide long life, safety, and durability.



WS-16-8H

3/4" DRIVE

SOCKETS AND DRIVE TOOLS



## 3/4" DRIVE SHALLOW IMPACT SOCKETS, 6 POINT, METRIC

### Black Industrial Finish

Product Code	Size (MM)	A		B		C		D		E		F	
		OAL (Inches)	Drive End Diameter (Inches)	Working End Diameter (Inches)	Broach Depth (Inches)	Bolt Clearance Depth (Inches)	Bolt Clearance Diameter (Inches)	Nose Length (Inches)	Uses RET RING® Number	Use O-Ring / Pin			
6M-617A	17	2	1 5/8	1 3/32	1 1/32	1 1/32	1/2	1	6-1XS	6-1A / 6-2B			
6M-619A	19	2	1 5/8	1 1/4	1 1/32	1 1/32	1 1/16	1	6-1XS	6-1A / 6-2B			
6M-620A	20	2	1 5/8	1 3/8	39/64	1 1/32	1 1/16	1	6-1XS	6-1A / 6-2B			
6M-622A	22	2	1 5/8	1 1/2	19/32	1 1/32	1 1/16	1	6-1XS	6-1A / 6-2B			
6M-624A	24	2	1 5/8	1 35/64	1 1/32	1 1/32	1 1/16	1	6-1XS	6-1A / 6-2B			
6M-627A	27	2	1 5/8	1 11/16	3/4	1 1/32	1 1/16	1 5/16	6-1XS	6-1A / 6-2B			
6M-630	30	2 3/32	1 5/8	1 27/32	47/64	1 1/8	1 13/32	6-1XS	6-1A / 6-2B				
6M-631	31	2 1/8	1 5/8	1 15/16	3/4	1 3/16	1 7/32	1 7/16	6-1XS	6-1A / 6-2B			
6M-632	32	2 1/8	1 3/4	2	19/16	1 3/16	1 1/4	1 7/16	6-1XS	6-1A / 6-2C			
6M-634	34	2 1/8	1 3/4	2	7/8	1 3/16	1 21/64	1 7/16	6-1XS	6-1A / 6-2C			
6M-635	35	2 1/4	1 3/4	2 1/8	7/8	1 5/16	1 3/8	1 9/16	6-1XS	6-1A / 6-2C			
6M-636	36	2 1/4	1 3/4	2 1/8	7/8	1 5/16	1 13/32	1 9/16	6-1XS	6-1A / 6-2C			
6M-638	38	2 1/4	1 3/4	2 1/4	15/16	1 5/16	1 1/2	1 9/16	6-1XS	6-1A / 6-2C			
6M-641	41	2 5/8	1 3/4	2 13/32	1 1/8	1 11/16	1 39/64	1 15/16	6-1XS	6-1A / 6-2C			
6M-646	46	2 5/8	1 3/4	2 19/32	1 1/8	1 21/32	1 13/16	1 15/16	6-1XS	6-1A / 6-2C			



6M-617A

### MS-6-8H 8 Piece 3/4" Drive Shallow 6 Point Impact Socket Set on Clip Rail

#### Contents Include:

Product Code	Size (MM)	Product Code	Size (MM)	Product Code	Size (MM)
6M-619A	19	6M-627A	27	6M-636	36
6M-622A	22	6M-630	30	6M-641	41
6M-624A	24	6M-632	32		

#### Features

- SUPERTORQUE® lobular openings for greater turning power without deforming the fastener.
- Designed for maximum engagement on 6 point fasteners.
- Suitable for use with pneumatic and electric impact wrenches.
- Specially heat treated for impact use to provide long life, safety, and durability.
- Drive end features pin retention hole and groove.



MS-6-8H





**TOOLS @ HEIGHT**  
DROP PREVENTION SYSTEM

Side hole in socket permits use with Snap-on Industrial Brands Tools@Height drive tools such as ratchets, extensions and u-joints



6M-1250



6M-1219

## 3/4" DRIVE SHALLOW IMPACT SOCKETS, 12 POINT, METRIC

### Black Industrial Finish

Product Code	Size (MM)	A		B		C		D		E		F		Uses RET RING® Number	Use O-Ring / Pin
		OAL (Inches)	Drive End Diameter (Inches)	Working End Diameter (Inches)	Broach Depth (Inches)	Bolt Clearance Diameter (Inches)	Bolt Clearance Depth (Inches)	Bolt Clearance Diameter (Inches)	Nose Length (Inches)						
6M-1219	19	2	1 5/8	1 1/4	1/2	1	3/8	1	6-1XS	6-1A/6-2B					
6M-1220	20	2	1 5/8	1 3/8	1/2	1	3/8	1	6-1XS	6-1A/6-2B					
6M-1221	21	2	1 5/8	1 3/8	1/2	1	3/8	1	6-1XS	6-1A/6-2B					
6M-1222	22	2	1 5/8	1 1/2	1/2	1	3/8	1	6-1XS	6-1A/6-2B					
6M-1223	23	2	1 5/8	1 1/2	5/8	1	3/8	1	6-1XS	6-1A/6-2B					
6M-1224	24	2	1 5/8	1 1/2	5/8	1	3/4	1	6-1XS	6-1A/6-2B					
6M-1225	25	2	1 5/8	1 1/2	11/16	1	3/4	1	6-1XS	6-1A/6-2B					
6M-1226	26	2	1 5/8	1 1/2	11/16	1	3/4	1	6-1XS	6-1A/6-2B					
6M-1227	27	2	1 5/8	1 5/8	11/16	1	1	-	6-1XS	6-1A/6-2B					
6M-1228	28	2 1/4	1 5/8	1 3/4	11/16	1 3/8	1	-	6-1XS	6-1A/6-2B					
6M-1229	29	2 1/4	1 5/8	1 3/4	11/16	1 3/8	1	-	6-1XS	6-1A/6-2B					
6M-1230	30	2 1/4	1 5/8	1 3/4	3/4	1 3/8	1	-	6-1XS	6-1A/6-2B					
6M-1231	31	2 1/4	1 5/8	2	3/4	1 1/4	1 1/4	-	6-1XS	6-1A/6-2B					
6M-1232	32	2 1/4	1 3/4	2	13/16	1 1/4	1 1/4	-	6-1XS	6-1A/6-2C					
6M-1233	33	2 1/4	1 3/4	2	13/16	1 1/4	1 1/4	-	6-1XS	6-1A/6-2C					
6M-1234	34	2 1/4	1 3/4	2	7/8	1 1/4	1 1/4	-	6-1XS	6-1A/6-2C					
6M-1235	35	2 1/4	1 3/4	2 1/8	7/8	1 1/4	1 1/4	-	6-1XS	6-1A/6-2C					
6M-1236	36	2 1/4	1 3/4	2 1/8	7/8	1 1/4	1 1/2	-	6-1XS	6-1A/6-2C					
6M-1238	38	2 1/4	1 3/4	2 3/16	1	1 1/4	1 1/2	-	6-1XS	6-1A/6-2C					
6M-1240	40	2 1/2	1 3/4	2 3/8	1 1/8	1 7/16	1 1/2	-	6-1XS	6-1A/6-2C					
6M-1241	41	2 1/2	1 3/4	2 3/8	1 1/8	1 7/16	1 1/2	-	6-1XS	6-1A/6-2C					
6M-1242	42	2 1/2	1 3/4	2 3/8	1 1/8	1 3/8	1 1/2	-	6-1XS	6-1A/6-2C					
6M-1243	43	2 1/2	1 3/4	2 1/2	1 1/8	1 3/8	1 3/4	-	6-1XS	6-1A/6-2C					
6M-1244	44	2 1/2	1 3/4	2 1/2	1 1/8	1 3/8	1 3/4	-	6-1XS	6-1A/6-2C					
6M-1246	46	2 3/4	1 3/4	2 5/8	1 1/8	1 1/2	1 3/4	-	6-1XS	6-1A/6-2C					
6M-1250	50	2 3/4	1 3/4	2 5/8	1 1/8	1 1/2	2	-	6-1XS	6-1A/6-2C					

### Features

- SUPERTORQUE® lobular openings for greater turning power without deforming the fastener.
- Designed for maximum engagement on 6 and 12 point fasteners.
- Suitable for use with pneumatic and electric impact wrenches.
- Specially heat treated for impact use to provide long life, safety, and durability.
- Drive end features pin retention hole and groove.

**3/4" DRIVE ONE PIECE IMPACT HEX BIT DRIVER, SAE**  
**Black Industrial Finish**

Product Code	Hex Size (Inches)	A	B	F	Uses RET RING® Number	Use
		OAL	Drive End Diameter	Nose Length		O-Ring / Pin
38216	1/2	3 1/2	1 3/4	3/4	6-1XS	6-1A / 6-2C
38218	9/16	3 1/2	1 3/4	3/4	6-1XS	6-1A / 6-2C
38220	5/8	3 1/2	1 3/4	3/4	6-1XS	6-1A / 6-2C
38224	3/4	3 1/2	1 3/4	3/4	6-1XS	6-1A / 6-2C
38226	13/16	3 1/2	1 3/4	3/4	6-1XS	6-1A / 6-2C
38228	7/8	3 1/2	1 3/4	3/4	6-1XS	6-1A / 6-2C
38232	1	3 1/2	1 3/4	3/4	6-1XS	6-1A / 6-2C
38236	1 1/8	3 1/2	1 3/4	3/4	6-1XS	6-1A / 6-2C
38240	1 1/4	3 1/2	1 3/4	3/4	6-1XS	6-1A / 6-2C

**TOOLS @ HEIGHT**  
 DROP PREVENTION SYSTEM

Side hole in socket permits use with Snap-on Industrial Brands Tools@Height drive tools such as ratchets, extensions and u-joints



**38932 5 Piece 3/4" Drive Hex-Driver Impact Socket Set on Clip Rail**  
**Contents Include:**

Product Code	Size (Inches)	Product Code	Size (Inches)
38220	5/8	38228	7/8
38224	3/4	38232	1
38226	13/16		

**38903 9 Piece 3/4" Drive Hex-Driver Impact Socket Set with 50085 Metal Box**  
**Contents Include:**

Product Code	Size (Inches)	Product Code	Size (Inches)
38216	1/2	38228	7/8
38218	9/16	38232	1
38220	5/8	38236	1 1/8
38224	3/4	38240	1 1/4
38226	13/16		



**Features**

- One-piece design maximizes strength and reduces breakage.
- Chamfered ends provide easy engagement of the drive tool and fastener.
- Suitable for use with pneumatic and electric impact wrenches.
- Specially heat treated for impact use to provide long life, safety, and durability.
- Drive end features pin retention hole and groove.

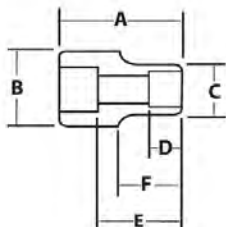






**TOOLS @ HEIGHT**  
DROP PREVENTION SYSTEM

Side hole in socket permits use with Snap-on Industrial Brands Tools@Height drive tools such as ratchets, extensions and u-joints



## 3/4" DRIVE ONE PIECE IMPACT HEX BIT DRIVER, MM

### Black Industrial Finish

Product Code	Hex Size (MM)	Overall Length (Inches)	Drive End Diameter (Inches)	Nose Length	Uses RET Ring Number	use O-Ring/Pin
35810	10	3 1/2	1 3/4	3/4	6-1XS	6-1A/6-2C
35812	12	3 1/2	1 3/4	3/4	6-1XS	6-1A/6-2C
35814	14	3 1/2	1 3/4	3/4	6-1XS	6-1A/6-2C
35817	17	3 1/2	1 3/4	3/4	6-1XS	6-1A/6-2C
35819	19	3 1/2	1 3/4	3/4	6-1XS	6-1A/6-2C
35821	21	3 1/2	1 3/4	3/4	6-1XS	6-1A/6-2C
35824	24	3 1/2	1 3/4	3/4	6-1XS	6-1A/6-2C
35827	27	3 1/2	1 3/4	3/4	6-1XS	6-1A/6-2C
35830	30	3 1/2	1 3/4	3/4	6-1XS	6-1A/6-2C
35832	32	3 1/2	1 3/4	3/4	6-1XS	6-1A/6-2C

Fed. Spec: ANSI B107.2

## 38936 10 Piece 3/4" Drive One Piece Impact Hex Bit Drivers, MM

### Contents Include:

Product Code	Size (Inches)	Product Code	Size (Inches)	Product Code	Size (Inches)
35810	10	35819	19	35830	30
35812	12	35821	21	35832	32
35814	14	35824	24		
35817	17	35827	27		



35812

35830



38936



## 27 PIECE 1" DRIVE SOCKET AND DRIVE TOOL SET

### 12 Point SAE, with Metal Box

Product Code	Description
WSX-28TB	27 Piece Tool Set with TB-12 Metal Tool Box
WSX-28	27 Piece Tool Set Only

#### Contents Include:

Drive Tools:		Shallow 12-Point Sockets	
Product Code	Description	Product Code	Size (Inches)
X-20	20" Sliding T-Handle/Head	X-1252	1 5/8
X-41C	34 3/16" Flex Handle	X-1258	1 13/16
X-51B	20" Ratchet	X-1260	1 7/8
X-110	8" Extension	X-1264	2
X-115	16" Extension	X-1268	2 1/8
		X-1270	2 3/16
		X-1272	2 1/4
		X-1276	2 3/8
		X-1280	2 1/2
		X-1282	2 9/16
		X-1284	2 5/8
		X-1288	2 3/4
		X-1294	2 15/16
		X-1296	3
		X-12100	3 1/8

#### Features

- All tools are professional quality, made of high-grade chrome vanadium steel.
- Sockets feature SUPERTORQUE® lobular openings for greater turning power without deforming the fastener.
- Metal tool box made for years of rugged use.



WSX-28TB



## 19 PIECE 1" DRIVE SOCKET AND DRIVE TOOL SET

### 12 Point SAE, with Metal Box

Product Code	Description
WSX-21TB	19 Piece Tool Set with TB-12 Metal Tool Box
WSX-21	19 Piece Tool Set Only

#### Contents Include:

Drive Tools:		Shallow 12-Point Sockets	
Product Code	Description	Product Code	Size (Inches)
X-20	20" Sliding T-Handle / Head	X-1260	1 7/8
X-41C	34 3/16" Flex Handle	X-1264	2
X-51B	20" Ratchet	X-1270	2 3/16
X-110	8" Extension	X-1272	2 1/4
X-115	16" Extension	X-1276	2 3/8
		X-1280	2 1/2
		X-1282	2 9/16
		X-1284	2 5/8
		X-1288	2 3/4
		X-1294	2 15/16
		X-1296	3

#### Features

- All tools are professional quality, made of high-grade chrome vanadium steel.
- Sockets feature SUPERTORQUE® lobular openings for greater turning power without deforming the fastener.
- Metal tool box made for years of rugged use.



WSX-21TB

1" DRIVE

SOCKETS AND DRIVE TOOLS





## 19 PIECE 1" DRIVE SOCKET AND DRIVE TOOL SET 12 Point SAE, with Metal Box



WSX-20TB

Product Code	Description
WSX-20TB	19 Piece Tool Set with TB-12 Metal Tool Box
WSX-20	19 Piece Tool Set Only

### Contents Include:

Drive Tools:		Shallow 12-Point Sockets	
Product Code	Description	Product Code	Size (Inches)
X-20	20" Sliding T-Handle/Head	X-1242	1 5/16
X-41C	34 3/16" Flex Handle	X-1244	1 3/8
X-51B	20" Ratchet	X-1246	1 7/16
X-110	8" Extension	X-1248	1 1/2
X-115	16" Extension	X-1252	1 5/8
		X-1258	1 13/16
		X-1260	1 7/8
Shallow 12-Point Sockets		X-1264	2
Product Code	Size (Inches)	X-1270	2 3/16
X-1234	1 1/16	X-1272	2 1/4
X-1236	1 1/8	X-1276	2 3/8
X-1240	1 1/4		



### Features

- All tools are professional quality, made of high-grade chrome vanadium steel.
- Sockets feature SUPERTORQUE® lobular openings for greater turning power without deforming the fastener.
- Metal tool box made for years of rugged use.



## 1" DRIVE RATCHETS

### Integrated Handle, Chrome Finish

Product Code	Description	Length (Inches)	Number of Teeth
X-51B	Chrome Ratchet	20 1/8	24
X-52EHRK	Repair Kit for X-51B		

Fed. Spec: ANSI B107.10M



### Features

- Forged one-piece ratchet provide strength and safety for industrial applications.
- Smooth comfort-grip handle permits all-day use without gloves.
- 24 tooth gear with 15 degree of engagement allows engagement in tight working areas.
- Chrome finish with mirror-like exterior can be easily cleaned after each use.
- Single Pawl ratchet design:
  - 1) Designed for tighter tolerances between pawl and gear which reduces metal fatigue and slippage under load.
  - 2) Does not require as many working parts, reducing possible breakage and parts to repair.
- Easy access reverse lever allows user to change working direction quickly and easily with only one hand.
- Spring and plunger socket retention.



X-51B

1" DRIVE

SOCKETS AND  
DRIVE TOOLS



## 1" DRIVE REMOVABLE-HANDLE RATCHETS

### Knurled Handle, Chrome Finish

Product Code	Description	Length (Inches)	Number of Teeth
--------------	-------------	-----------------	-----------------

#### Complete Ratchet

X-52A1	Ratchet with 36" Handle	41	24
--------	-------------------------	----	----

#### Components

X-52	Ratchet Head Only	7 13/16	24
X-52H36	Handle Only	36	24
X-52EHRK	Repair Kit		

Note: Head Bore and Handle End Diameter: 1-7/64"

Fed. Spec: ANSI B107.10M



#### Features

- 24 teeth action provides an 15° ratcheting angle.
- Shift lever reverses action instantly.
- Dual socket retention, with both ball and plunger on male drive for versatility.
- Removable handle makes the tool more versatile, and storage easier.
- Knurled handle provides a non-slip grip.
- Chrome finish models provides increased protection from rust and corrosion.
- Our most rugged, high torque capacity ratchet.



X-52



X-52A1



X-52H36



## 1" DRIVE HANDLES

### Chrome and Black Industrial Finish

Product Code	Description	Length (Inches)	Finish
X-41C	Flex Handle Breaker Bar, Knurled Grip	34 3/16	Chrome
X-41CB	Flex Handle Breaker Bar, Knurled Grip	34 3/16	Black Industrial
X-20	Sliding T-Handle	20	Chrome

#### Sliding T-Handle Components

X-20B	Handle	20	Chrome
X-20C	Sliding Head	1 15/16	Chrome

Fed. Spec: ANSI B107.10M



#### Features

- Chrome plating provides increased protection from rust and corrosion.
- Drive handles provide extra leverage with greater strength than ratchets.
- Square drive slides on T-Handles for versatility.
- Flex handle flex drive swivels 110° in either direction.
- Spring and plunger socket retention.



X-41C



X-41CB



X-20



## 1" DRIVE EXTENSIONS

### Chrome Finish

Product Code	Length (Inches)
X-110	8
X-115	16

Fed. Spec: ANSI B107.10M



#### Features

- Chrome plating provides increased protection from rust and corrosion.
- Ball and spring socket retention.
- Hole in wall of drive end accommodates plunger for firm tool retention.



X-110



X-115







## 1" DRIVE SHALLOW 12 POINT SOCKETS, SAE

### High-Polished Chrome Finish

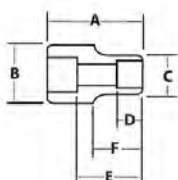


Product Code	Size (Inches)	A OAL (Inches)	B Drive End Diameter (Inches)	C Working End Diameter (Inches)	D Broach Depth (Inches)	E Bolt Clearance Depth (Inches)	F Bolt Clearance Diameter (Inches)	Nose Length (Inches)
X-1234	1 1/16	2 1/4	2	1 5/8	3/4	1 1/16	13/16	7/8
X-1236	1 1/8	2 1/4	2	1 3/4	3/4	1 1/16	13/16	7/8
X-1240	1 1/4	2 3/8	2	1 7/8	3/4	1 1/8	13/16	7/8
X-1242	1 5/16	2 1/2	2	2 1/16	13/16	1 9/32	13/16	1 1/16
X-1244	1 3/8	2 1/2	2	2 1/8	7/8	1 11/32	1 13/32	1 9/16
X-1246	1 7/16	2 3/4	2	2 3/16	1	1 15/32	1 1/2	1 11/16
X-1248	1 1/2	2 3/4	2	2 1/4	1	1 19/32	1 9/16	1 13/16
X-1252	1 5/8	2 7/8	2	2 3/8	1 1/8	1 3/4	1 11/16	1 15/16
X-1254	1 11/16	2 7/8	2	2 3/8	1 3/16	1 9/16	1 3/4	1 15/16
X-1256	1 3/4	3	2	2 9/16	1 1/4	1 27/32	1 19/16	2 1/16
X-1258	1 13/16	3 1/8	2 1/8	2 5/8	1 1/4	1 31/32	1 7/16	2 3/16
X-1260	1 7/8	3 1/4	2 1/8	2 3/4	1 7/16	2 3/32	1 7/16	2 5/16
X-1264	2	3 3/8	2 1/8	2 15/16	1 1/2	2 1/4	1 7/16	2 7/16
X-1268	2 1/8	3 1/2	2 1/4	3 1/8	1 1/2	2 11/32	1 9/16	2 9/16
X-1270	2 3/16	3 3/8	2 1/4	3 1/8	1 17/32	2 15/32	2 1/4	2 11/16
X-1272	2 1/4	3 3/4	2 1/4	3 1/4	1 5/8	2 5/8	2 11/32	2 23/32
X-1276	2 3/8	3 7/8	2 1/4	3 3/8	1 5/8	2 3/4	2 3/8	2 13/16
X-1280	2 1/2	4 1/8	2 1/4	3 1/2	1 3/4	2 31/32	2 1/2	3 1/16
X-1282	2 9/16	4 1/8	2 1/4	3 9/16	1 13/16	2 31/32	2 9/16	3 3/16
X-1284	2 5/8	4 1/4	2 1/4	3 5/8	1 7/8	3 3/32	2 5/8	3 1/8
X-1288	2 3/4	4 1/2	2 1/4	3 3/4	2	3 3/8	2 3/4	3 9/16
X-1294	2 15/16	4 27/32	2 1/4	4	2 1/8	3 23/32	2 15/16	3 25/32
X-1296	3	4 7/8	2 1/4	4 1/8	2 1/8	3 3/4	3	3 27/32
X-12100	3 1/8	4 31/32	2 1/4	4 1/4	2 1/8	3 27/32	3 1/8	3 29/32

Fed. Spec: ANSI B107.1

### WSX-17 17 Piece 1" Drive Shallow 12-Point Socket Set Contents Include:

Product Code	Size (Inches)	Product Code	Size (Inches)	Product Code	Size (Inches)
X-1234	1 1/16	X-1248	1 1/2	X-1264	2
X-1236	1 1/8	X-1252	1 5/8	X-1268	2 1/8
X-1240	1 1/4	X-1254	1 11/16	X-1270	2 3/16
X-1242	1 5/16	X-1256	1 3/4	X-1272	2 1/4
X-1244	1 3/8	X-1258	1 13/16	X-1276	2 3/8
X-1246	1 7/16	X-1260	1 7/8		



### Features

- SUPERTORQUE® lobular openings for greater turning power without deforming the fastener.
- Designed for quick engagement on both 6 and 12 point fasteners.



## 1" DRIVE IMPACT EXTENSIONS AND ACCESSORIES

### Black Industrial Finish



Product Code	Description	Length (Inches)	Use RET RING®	Use O-Ring / Pin	Socket Retention
7-107	Impact Extension	7 1/4	7-2XS	7-1B / 7-2D	Through Hole and Pin
7-113	Impact Extension	13	7-2XS	7-1B / 7-2D	Through Hole and Pin
7-140B	Impact Universal Joint	4 1/2	7-3XS	7-1B / 7-2D	Through Hole and Pin
7-6	3/4" M x 1" F Adapter	3	7-2XS	7-1B / 7-2D	Through Hole and Pin
7-8	1 1/2" M x 1" F Adapter	3 3/8	7-2XS	7-1B / 7-2D	Through Hole and Pin

Fed. Spec: ANSI B107.2

### Features

- Specially heat treated for impact use to provide long life, safety, and durability.
- Pin and o-ring or RET RING® (sold separately) secure tools onto impact wrench for safety and convenience.
- Universal joint provides 55° range of motion.
- Suitable for use with pneumatic and electric impact wrenches.
- Drive end features pin retention hole and groove.



1" DRIVE

SOCKETS AND DRIVE TOOLS



## 1" DRIVE IMPACT EXTENSIONS AND ACCESSORIES

### Black Industrial Finish

Product Code	Description	Length (Inches)	Use RET RING®	Use O-Ring / Pin	Socket Retention
39003	Impact Extension	7	7-2XS	7-1B / 7-2D	Through Hole and Pin
39004	Impact Extension	13	7-2XS	7-1B / 7-2D	Through Hole and Pin
39002	Impact Universal Joint	4 1/2	7-3XS	7-1B / 7-2D	Through Hole and Pin
39005	3/4" M X 1" F Adapter	3	7-2XS	7-1B / 7-2D	Through Hole and Pin
39006	1-1/2" M X 1" F Adapter	3 3/8	7-2XS	7-1B / 7-2D	Through Hole and Pin

Fed. Spec: ANSI B107.2

### Features

- Specially heat treated for impact use to provide long life, safety, and durability
- Pin and o-ring or RET RING® (sold separately) secure tools onto impact wrench for safety and convenience
- Universal joint provides 55° range of motion
- Suitable for use with pneumatic and electric impact wrenches
- Drive end features pin retention hole and groove



## 1" DRIVE IMPACT RETAINING PINS AND RINGS

### Black Industrial Finish

Product Code	Description	Diameter	Length	Application
7-1B	Impact Retaining O-Ring	2	NA	Fits Williams Impact Tools with "B" Dimension to 2 3/8"
7-2D	Impact Retaining Pin	3/16	1 3/4	Fits Williams Impact Tools with "B" Dimension to 2 3/8"
7-1C	Impact Retaining O-Ring	3 1/4	NA	Fits Williams Impact Tools with "B" Dimension of 3 1/4"
7-2F	Impact Retaining Pin	3/16	2 7/8	Fits Williams Impact Tools with "B" Dimension of 3 1/4"

### Features

- Specially heat treated for impact use to provide long life, safety, and durability.
- Suitable for use with pneumatic and electric impact wrenches.
- For 1" Drive impact tools with pin retention hole and groove.



## 1" DRIVE RET RING® ONE-PIECE IMPACT RETAINING RINGS WITH CRUSH GAUGE

Product Code	Groove Diameter (Inches)	Application
7-1XS	1 3/4	Fits Competitive Impact Sockets
7-2XS	2	Fits Williams 1" Drive Tools with "B" Dimension of 2 1/8" and 2 1/4"
7-3XS	2 1/8	Fits Williams 1" Drive Tools with "B" Dimension of 2 3/8"
7-4XS	2 1/4	Fits Competitive Impact Sockets
7-5XS	2 1/2	Fits Competitive Impact Sockets
7-6XS	2 5/8	Fits Competitive Impact Sockets

### Features

- Fits all Williams 1" Drive Sockets and Accessories
- Crush Gauge on the resin pin indicates when a socket is excessively worn and should be replaced.
- Securely retains sockets and accessories to square drive of impact wrench
- For 1" drive impact tools with pin retention hole and groove
- Made of oil resistant material
- RET RING® is a trademark of FTL Enterprises, Inc.



## 1" DRIVE BUDD® WHEEL IMPACT SOCKET, 6 POINT, SAE

### Black Industrial Finish

Product Code	Size (Inches)	A OAL (Inches)	B Drive End Diameter (Inches)	C Working End Diameter (Inches)	D Broach Depth (Inches)	E Bolt Clearance Depth (Inches)	Bolt Clearance Diameter (Inches)
17-648BW	13/16" Square / 1 1/2" Hex	4	1 3/4	2 1/4	1 7/16	2 1/4	1 1/4

Fed. Spec: ANSI B107.2

### Features

- SUPERTORQUE® lobular openings for greater turning power without deforming the fastener.
- 13/16" square opening threads stud into wheel.
- 1-1/2" hex opening engages and tightens the wheel lug nut.
- Suitable for use with pneumatic and electric impact wrenches.
- Specially heat treated for impact use to provide long life, safety, and durability.



17-648BW





**TOOLS@HEIGHT**  
DROP PREVENTION SYSTEM

Side hole in socket permits use with Snap-on Industrial Brands Tools@Height drive tools such as ratchets, extensions and u-joints

## 1" DRIVE SHALLOW IMPACT SOCKETS, 6 POINT, SAE

### Black Industrial Finish



39654

Product Code	Size (Inches)	A OAL (Inches)	B Drive End Diameter (Inches)	C Working End Diameter (Inches)	D Broach Depth (Inches)	E Bolt Clearance Depth (Inches)	F Bolt Clearance Diameter (Inches)	Nose Length (Inches)	Uses RET RING® Number	Use O-Ring / Pin
39624	3/4	2 1/8	2 1/8	1 7/16	1 1/16	1 1/16	3/4	7/8	7-2XS	7-1B / 7-2D
39626	13/16	2 1/8	2 1/8	1 7/16	1 1/16	1 1/16	3/4	7/8	7-2XS	7-1B / 7-2D
39628	7/8	2 1/8	2 1/8	1 1/2	1 1/16	1 1/16	3/4	7/8	7-2XS	7-1B / 7-2D
39630	15/16	2 1/8	2 1/8	1 19/32	5/8	1 1/16	3/4	7/8	7-2XS	7-1B / 7-2D
39632	1	2 1/4	2 1/8	1 11/16	1 1/16	1 1/16	3/4	7/8	7-2XS	7-1B / 7-2D
39634	1 1/16	2 1/4	2 1/8	1 3/4	1 1/16	1 1/16	3/4	7/8	7-2XS	7-1B / 7-2D
39636	1 1/8	2 1/4	2 1/8	1 7/8	1 1/16	1 1/16	13/16	7/8	7-2XS	7-1B / 7-2D
39638	1 3/16	2 1/4	2 1/8	1 7/8	1 1/16	1 1/16	13/16	7/8	7-2XS	7-1B / 7-2D
39640	1 1/4	2 3/8	2 1/8	2	3/4	1 3/16	15/16	7/8	7-2XS	7-1B / 7-2D
39642	1 5/16	2 1/2	2 1/8	2 1/16	7/8	1 5/16	1	1	7-2XS	7-1B / 7-2D
39644	1 3/8	2 1/2	2 1/8	2 1/8	7/8	1 5/16	1	-	7-2XS	7-1B / 7-2D
39646	1 7/16	2 1/2	2 1/4	2 1/4	29/32	1 5/16	1 7/16	-	7-2XS	7-1B / 7-2D
39648	1 1/2	2 5/8	2 1/4	2 11/32	15/16	1 15/32	1 1/2	1 5/8	7-2XS	7-1B / 7-2D
39650	1 9/16	2 3/8	2 1/4	2 3/8	15/16	1 7/16	1 9/16	1 3/8	7-2XS	7-1B / 7-2D
39652	1 5/8	2 3/4	2 1/4	2 3/8	1 1/16	1 5/8	1 19/32	1 3/4	7-2XS	7-1B / 7-2D
39654	1 11/16	2 3/4	2 3/8	2 19/32	1 1/16	1 5/8	1 7/32	1 3/4	7-3XS	7-1B / 7-2D
39656	1 3/4	2 7/8	2 3/8	2 5/8	1 5/32	1 23/32	1 7/16	1 7/8	7-3XS	7-1B / 7-2D
39658	1 13/16	2 15/16	2 3/8	2 3/4	1 23/32	1 23/32	1 7/16	1 15/16	7-3XS	7-1B / 7-2D
39660	1 7/8	2 15/16	2 3/8	2 3/4	1 3/16	1 23/32	1 7/16	1 15/16	7-3XS	7-1B / 7-2D
39662	1 15/16	2 15/16	2 3/8	2 3/4	1 3/16	1 23/32	1 3/8	1 15/16	7-3XS	7-1B / 7-2D
39664	2	3 1/8	2 3/8	3	1 9/32	1 31/32	1 19/32	2 1/8	7-3XS	7-1B / 7-2D
39666	2 1/16	3 1/8	2 3/8	3	1 9/32	1 31/32	1 1/2	2 1/8	7-3XS	7-1B / 7-2D
39668	2 1/8	3 1/4	2 3/8	3 1/8	1 9/32	1 31/32	1 5/8	2 1/4	7-3XS	7-1B / 7-2D
39670	2 3/16	3 5/16	2 3/8	3 1/4	1 7/16	2 5/32	1 5/8	2 3/16	7-3XS	7-1B / 7-2D
39672	2 1/4	3 3/16	2 3/8	3 1/4	1 7/16	2 5/32	1 5/8	2 1/8	7-3XS	7-1B / 7-2D
39674	2 3/16	3 1/2	2 3/8	3 3/8	1 1/2	2 5/32	1 3/4	2 1/2	7-3XS	7-1B / 7-2D
39676	2 3/8	3 1/2	2 3/8	3 1/2	1 1/2	2 11/32	1 3/4	2 1/2	7-3XS	7-1B / 7-2D
39678	2 7/16	3 1/2	2 3/8	3 1/2	1 1/2	2 11/32	1 3/4	2 1/2	7-3XS	7-1B / 7-2D
39680	2 1/2	3 5/8	2 3/8	3 1/2	1 5/8	2 15/32	2 1/2	2 5/8	7-3XS	7-1B / 7-2D
39682	2 3/16	3 5/8	2 3/8	3 3/8	1 5/8	2 15/32	2 1/2	2 5/8	7-3XS	7-1B / 7-2D
39684	2 3/8	3 3/8	2 3/8	3 3/4	1 5/8	2 3/16	1 7/8	2 5/8	7-3XS	7-1B / 7-2D
39686	2 11/16	3 7/8	2 3/8	3 3/4	1 19/16	2 15/32	2	2 7/8	7-3XS	7-1B / 7-2D
39688	2 3/4	3 7/8	2 3/8	3 3/4	1 19/16	2 21/32	2 3/4	2 7/8	7-3XS	7-1B / 7-2D
39690	2 13/16	4	2 3/8	4	1 19/16	2 11/16	2	3	7-3XS	7-1B / 7-2D
39692	2 7/8	4	2 3/8	4	1 13/16	2 11/16	2	3	7-3XS	7-1B / 7-2D
39694	2 15/16	4 3/16	2 3/8	4 1/8	2 1/32	2 11/16	2 15/16	3 1/8	7-3XS	7-1B / 7-2D
39696	3	4 3/8	2 3/8	4 1/4	2 1/16	3 3/16	2 3/8	3 3/8	7-3XS	7-1B / 7-2D

Fed. Spec: ANSI B107.2

### Features

- SUPERTORQUE® lobular openings for greater turning power without deforming the fastener.
- Designed for maximum engagement on 6 point fasteners.
- Suitable for use with pneumatic and electric impact wrenches.
- Specially heat treated for impact use to provide long life, safety, and durability.

**TOOLS@HEIGHT**  
DROP PREVENTION SYSTEM

Side hole in socket permits use with Snap-on Industrial Brands Tools@Height drive tools such as ratchets, extensions and u-joints

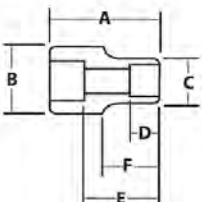


## 1" DRIVE SHALLOW IMPACT SOCKETS, 6 POINT, METRIC

### Black Industrial Finish



7M-650



Product Code	Size (MM)	A OAL (Inches)	B Drive End Diameter (Inches)	C Working End Diameter (Inches)	D Broach Depth (Inches)	E Bolt Clearance Depth (Inches)	F Bolt Clearance Diameter (Inches)	Nose Length (Inches)	Uses RET RING® Number	Use O-Ring / Pin
7M-627	27	2 1/4	2 1/8	1 3/4	1 1/16	1 1/16	3/4	7/8	7-2XS	7-1B / 7-2D
7M-630	30	2 1/4	2 1/8	1 7/8	1 1/16	1 1/16	13/16	7/8	7-2XS	7-1B / 7-2D
7M-632	32	2 3/8	2 1/8	2	3/4	1 3/16	15/16	7/8	7-2XS	7-1B / 7-2D
7M-635	35	2 1/2	2 1/8	2 1/8	7/8	1 3/16	1 3/8	-	7-2XS	7-1B / 7-2D
7M-638	38	2 3/8	2 1/4	2 11/32	15/16	1 19/32	1 1/2	1 5/8	7-2XS	7-1B / 7-2D
7M-641	41	2 3/4	2 1/4	2 3/8	1 1/16	1 5/8	1 19/32	1 3/4	7-2XS	7-1B / 7-2D
7M-646	46	2 15/16	2 3/8	2 3/4	1 3/16	1 23/32	1 13/16	1 15/16	7-3XS	7-1B / 7-2D
7M-650	50	3	2 3/8	2 3/4	1 1/4	1 27/32	1 61/64	2	7-3XS	7-1B / 7-2D
7M-660	60	3 1/2	2 3/8	3 1/2	1 1/2	2 11/32	1 3/4	2 1/2	7-3XS	7-1B / 7-2D
7M-665	65	3 3/8	2 3/8	3 3/8	1 5/8	2 1/8	2 1/4	2 3/8	7-3XS	7-1B / 7-2D
7M-670	70	3 7/8	2 3/8	3 3/4	1 13/16	2 21/32	2 3/4	2 7/8	7-3XS	7-1B / 7-2D
7M-675	75	4 3/16	2 3/8	4 1/8	2 1/32	2 11/16	2 15/16	3 1/8	7-3XS	7-1B / 7-2D

### Features

- SUPERTORQUE® lobular openings for greater turning power without deforming the fastener.
- Designed for maximum engagement on 6 point fasteners.
- Suitable for use with pneumatic and electric impact wrenches.
- Specially heat treated for impact use to provide long life, safety, and durability.
- Drive end features pin retention hole and groove.
- Dual marked with corresponding SAE size.





# 1" DRIVE SHALLOW IMPACT SOCKETS, 6 POINT, SAE

Black Industrial Finish

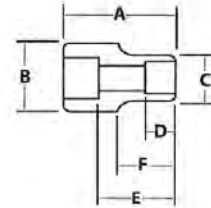
**TOOLS @ HEIGHT**  
 DROP PREVENTION SYSTEM

Side hole in socket permits use with Snap-on Industrial Brands Tools@Height drive tools such as ratchets, extensions and u-joints

Product Code	A		B		C		D		E		F		Uses RET RING® Number	Use O-Ring / Pin
	Size (Inches)	OAL (Inches)	Drive End Diameter (Inches)	Working End Diameter (Inches)	Broach Depth (Inches)	Bolt Clearance Depth (Inches)	Bolt Clearance Diameter (Inches)	Nose Length (Inches)						
7-624	3/4	2 1/8	2 1/8	1 7/16	1 1/16	1 5/16	3/4	7/8	7-2XS	7-1B / 7-2D				
7-626	13/16	2 1/8	2 1/8	1 7/16	1 1/16	1 5/16	3/4	7/8	7-2XS	7-1B / 7-2D				
7-628	7/8	2 1/8	2 1/8	1 1/2	1 1/16	1 5/16	3/4	7/8	7-2XS	7-1B / 7-2D				
7-630	15/16	2 1/8	2 1/8	1 19/32	5/8	1 5/16	3/4	7/8	7-2XS	7-1B / 7-2D				
7-632	1	2 1/4	2 1/8	1 11/16	1 1/16	1 1/16	3/4	7/8	7-2XS	7-1B / 7-2D				
7-634	1 1/16	2 1/4	2 1/8	1 3/4	1 1/16	1 1/16	3/4	7/8	7-2XS	7-1B / 7-2D				
7-636	1 1/8	2 1/4	2 1/8	1 7/8	1 1/16	1 1/16	13/16	7/8	7-2XS	7-1B / 7-2D				
7-638	1 3/16	2 1/4	2 1/8	1 7/8	1 1/16	1 1/16	13/16	7/8	7-2XS	7-1B / 7-2D				
7-640	1 1/4	2 3/8	2 1/8	2	3/4	1 3/16	15/16	7/8	7-2XS	7-1B / 7-2D				
7-642	1 5/16	2 1/2	2 1/8	2 1/16	7/8	1 5/16	1	1	7-2XS	7-1B / 7-2D				
7-644	1 3/8	2 1/2	2 1/8	2 1/8	7/8	1 5/16	1 3/8	-	7-2XS	7-1B / 7-2D				
7-646	1 7/16	2 1/2	2 1/4	2 1/4	29/32	1 5/16	1 7/16	-	7-2XS	7-1B / 7-2D				
7-648	1 1/2	2 3/8	2 1/4	2 11/32	15/16	1 15/32	1 1/2	1 5/8	7-2XS	7-1B / 7-2D				
7-650	1 9/16	2 5/8	2 1/4	2 3/8	15/16	1 7/16	1 9/16	1 5/8	7-2XS	7-1B / 7-2D				
7-652	1 5/8	2 3/4	2 1/4	2 3/8	1 1/16	1 5/8	1 19/32	1 3/4	7-2XS	7-1B / 7-2D				
7-654	1 11/16	2 3/4	2 3/8	2 19/32	1 1/16	1 5/8	1 7/32	1 3/4	7-3XS	7-1B / 7-2D				
7-656	1 3/4	2 7/8	2 3/8	2 5/8	1 5/32	1 23/32	1 7/16	1 7/8	7-3XS	7-1B / 7-2D				
7-658	1 13/16	2 19/16	2 3/8	2 3/4	1 3/16	1 23/32	1 13/16	1 15/16	7-3XS	7-1B / 7-2D				
7-660	1 7/8	2 15/16	2 3/8	2 3/4	1 3/16	1 23/32	1 7/16	1 15/16	7-3XS	7-1B / 7-2D				
7-662	1 15/16	2 15/16	2 3/8	2 3/4	1 3/16	1 23/32	1 3/8	1 15/16	7-3XS	7-1B / 7-2D				
7-664	2	3 1/8	2 3/8	3	1 9/32	1 31/32	1 13/32	2 1/8	7-3XS	7-1B / 7-2D				
7-666	2 1/16	3 1/8	2 3/8	3	1 9/32	1 31/32	1 1/2	2 1/8	7-3XS	7-1B / 7-2D				
7-668	2 1/8	3 1/4	2 3/8	3 1/8	1 9/32	1 31/32	1 5/8	2 1/4	7-3XS	7-1B / 7-2D				
7-670	2 3/16	3 5/16	2 3/8	3 1/4	1 7/16	2 5/32	1 5/8	2 5/16	7-3XS	7-1B / 7-2D				
7-672	2 1/4	3 5/16	2 3/8	3 1/4	1 7/16	2 5/32	1 5/8	2 5/16	7-3XS	7-1B / 7-2D				
7-674	2 5/16	3 1/2	2 3/8	3 3/8	1 1/2	2 5/32	1 3/4	2 1/2	7-3XS	7-1B / 7-2D				
7-676	2 3/8	3 1/2	2 3/8	3 1/2	1 1/2	2 11/32	1 3/4	2 1/2	7-3XS	7-1B / 7-2D				
7-678	2 7/16	3 1/2	2 3/8	3 1/2	1 1/2	2 11/32	1 3/4	2 1/2	7-3XS	7-1B / 7-2D				
7-680	2 1/2	3 3/8	2 3/8	3 1/2	1 5/8	2 15/32	2 1/2	2 5/8	7-3XS	7-1B / 7-2D				
7-682	2 9/16	3 3/8	2 3/8	3 5/8	1 5/8	2 15/32	2 9/16	2 5/8	7-3XS	7-1B / 7-2D				
7-684	2 5/8	3 5/8	2 3/8	3 3/4	1 5/8	2 9/16	1 7/8	2 5/8	7-3XS	7-1B / 7-2D				
7-686	2 11/16	3 7/8	2 3/8	3 3/4	1 13/16	2 15/32	2	2 7/8	7-3XS	7-1B / 7-2D				
7-688	2 3/4	3 7/8	2 3/8	3 3/4	1 13/16	2 21/32	2 3/4	2 7/8	7-3XS	7-1B / 7-2D				
7-690	2 13/16	4	2 3/8	4	1 13/16	2 11/16	2	3	7-3XS	7-1B / 7-2D				
7-692	2 7/8	4	2 3/8	4	1 13/16	2 11/16	2	3	7-3XS	7-1B / 7-2D				
7-694	2 15/16	4 3/16	2 3/8	4 1/8	2 1/32	2 11/16	2 15/16	3 1/8	7-3XS	7-1B / 7-2D				
7-696	3	4 3/8	2 3/8	4 1/4	2 1/16	3 5/16	2 3/8	3 3/8	7-3XS	7-1B / 7-2D				
7-6100	3 1/8	4 3/8	2 3/8	4 1/4	2 1/16	3 9/16	2 3/8	3 3/8	7-3XS	7-1B / 7-2D				
7-6104	3 1/4	4 3/8	2 3/8	4 1/2	2 1/16	3 1/2	2 3/8	3 3/8	7-3XS	7-1B / 7-2D				
7-6108	3 3/8	4 23/32	2 3/8	4 5/8	2 1/4	3 5/16	2 1/2	2 39/64	7-3XS	7-1B / 7-2D				
7-6112	3 1/2	4 3/4	2 3/8	4 3/4	2 1/4	3 11/32	2 1/2	2 5/8	7-3XS	7-1B / 7-2D				
7-6116	3 5/8	4 3/4	2 3/8	5	2 5/16	3 11/32	2 5/8	2 19/32	7-3XS	7-1B / 7-2D				
7-6118	3 11/16	4 3/4	2 3/8	5 5/16	2 7/16	3 13/32	2 3/4	2 15/16	7-3XS	7-1B / 7-2D				
7-6120	3 3/4	5 1/16	2 3/8	5 1/8	2 3/8	3 21/64	2 5/8	3 5/32	7-3XS	7-1B / 7-2D				
7-6122	3 13/16	5 3/16	2 3/8	5 3/8	2 17/32	3 9/16	2 5/8	3 23/64	7-3XS	7-1B / 7-2D				
7-6124	3 7/8	5 1/4	2 3/8	5 1/4	2 9/16	3 25/32	2 3/4	3 1/8	7-3XS	7-1B / 7-2D				
7-6126	3 15/16	5 5/16	2 3/8	5 11/32	2 9/16	3 25/32	3	3 3/16	7-3XS	7-1B / 7-2D				
7-6128	4	5 3/8	2 3/8	5 1/2	2 9/16	3 25/32	2 7/8	3 15/64	7-3XS	7-1B / 7-2D				
7-6130	4 1/16	5 3/8	2 3/8	5 1/2	2 15/32	2 19/32	3	3 33/64	7-3XS	7-1B / 7-2D				
7-6132	4 1/8	5 3/8	2 3/8	5 9/16	2 9/16	3 25/32	2 7/8	3 7/32	7-3XS	7-1B / 7-2D				
7-6134	4 3/16	5 1/2	2 3/8	6	2 33/64	3 35/64	3	3 41/64	7-3XS	7-1B / 7-2D				
7-6136	4 1/4	5 1/2	2 3/8	5 3/4	2 5/8	3 25/32	3 1/8	3 5/16	7-3XS	7-1B / 7-2D				
7-6138	4 5/16	5 1/2	2 3/8	5 13/16	2 21/32	3 25/32	3 3/8	3 5/16	7-3XS	7-1B / 7-2D				
7-6140	4 3/8	5 5/8	2 3/8	5 27/32	2 5/8	3 25/32	3 3/8	3 39/64	7-3XS	7-1B / 7-2D				
7-6142	4 7/16	5 5/8	2 3/8	6	2 43/64	3 25/32	2 5/8	3 19/32	7-3XS	7-1B / 7-2D				
7-6144	4 1/2	5 5/8	2 3/8	6	2 5/8	3 25/32	3 3/8	3 13/32	7-3XS	7-1B / 7-2D				
7-6146	4 9/16	5 5/8	3 1/4	6 1/2	2 3/4	3 1/2	3 3/8	3 17/32	8-1XS	7-1C - 7-2F				
7-6148	4 5/8	5 3/4	3 1/4	6 13/32	3 1/16	3 25/32	3 1/8	3 25/32	8-1XS	7-1C - 7-2F				
7-6152	4 3/4	5 3/4	3 1/4	6 5/8	2 57/64	3 29/32	3 1/2	3 23/32	8-1XS	7-1C - 7-2F				
7-6156	4 7/8	6	3 1/4	7	3	3 29/32	3 1/2	3 31/32	8-1XS	7-1C - 7-2F				
7-6160	5	6 1/4	3 1/4	7	3	4 3/16	3 1/2	4 7/32	8-1XS	7-1C - 7-2F				
7-6172	5 3/8	6 1/2	3 1/4	7 1/2	3 9/16	4 5/16	4 49/64	4 1/4	8-1XS	7-1C - 7-2F				
7-6184	5 3/4	6 1/2	3 1/4	8 1/4	3 9/16	4 17/32	4	4 9/32	8-1XS	7-1C - 7-2F				



7-654



### Features

- SUPERTORQUE® lobular openings for greater turning power without deforming the fastener.
- Designed for maximum engagement on 6 point fasteners.
- Suitable for use with pneumatic and electric impact wrenches.
- Specially heat treated for impact use to provide long life, safety, and durability.

Fed. Spec. ANSI B107.2







## 1" DRIVE SHALLOW IMPACT SOCKETS, 12 POINT, SAE

### Black Industrial Finish

**TOOLS@HEIGHT**  
DROP PREVENTION SYSTEM

Side hole in socket permits use with Snap-on Industrial Brands Tools@Height drive tools such as ratchets, extensions and u-joints



7-1296

Product Code	Size (MM)	A OAL (Inches)	B Drive End Diameter (Inches)	C Working End Diameter (Inches)	D Broach Depth (Inches)	E Bolt Clearance Depth (Inches)	Bolt Clearance Diameter (Inches)	F Nose Length (Inches)	Uses RET RING® Number	Use O-Ring / Pin
7-1224	3/4"	2	2 1/8	1 3/8	1/2	7/8	3/4	3/4	7-2XS	7-1B/7-2D
7-1226	13/16"	2 1/4	2 1/8	1 3/8	5/8	1 1/8	3/4	1	7-2XS	7-1B/7-2D
7-1228	7/8"	2 1/4	2 1/8	1 1/2	5/8	1 1/8	3/4	1	7-2XS	7-1B/7-2D
7-1230	15/16"	2 1/4	2 1/8	1 5/8	3/4	1 1/8	1	1	7-2XS	7-1B/7-2D
7-1232	1"	2 1/4	2 1/8	1 5/8	3/4	1 1/8	1	1	7-2XS	7-1B/7-2D
7-1234	1 1/16"	2 1/2	2 1/8	1 3/4	3/4	1 1/8	1	1 1/4	7-2XS	7-1B/7-2D
7-1236	1 1/8"	2 1/2	2 1/8	1 3/4	3/4	1 1/8	1	1 1/4	7-2XS	7-1B/7-2D
7-1238	1 3/16"	2 1/2	2 1/8	1 7/8	3/4	1 1/8	1 1/4	1 1/4	7-2XS	7-1B/7-2D
7-1240	1 1/4"	2 1/2	2 1/8	2	3/4	1 1/8	1 1/4	1 1/4	7-2XS	7-1B/7-2D
7-1242	1 5/16"	2 3/4	2 1/8	2 1/8	7/8	1 3/8	1 1/4	-	7-2XS	7-1B/7-2D
7-1244	1 3/8"	2 3/4	2 1/8	2 1/8	7/8	1 3/8	1 1/4	-	7-2XS	7-1B/7-2D
7-1246	1 7/16"	2 3/4	2 1/8	2 1/8	1	1 3/8	1 7/16	-	7-2XS	7-1B/7-2D
7-1248	1 1/2"	2 3/4	2 1/4	2 3/8	1	1 3/8	1 7/16	-	7-2XS	7-1B/7-2D
7-1250	1 9/16"	2 3/4	2 1/4	2 3/8	1	1 3/8	1 7/16	-	7-2XS	7-1B/7-2D
7-1252	1 5/8"	2 3/4	2 1/4	2 3/8	1 1/8	1 3/8	1 9/16	-	7-2XS	7-1B/7-2D
7-1254	1 11/16"	2 3/4	2 1/4	2 5/8	1 1/8	1 3/8	1 7/16	-	7-2XS	7-1B/7-2D
7-1256	1 3/4"	3	2 1/4	2 5/8	1 1/4	1 7/8	1 7/16	-	7-2XS	7-1B/7-2D
7-1258	1 13/16"	3	2 1/4	2 5/8	1 1/8	1 7/8	1 7/16	-	7-2XS	7-1B/7-2D
7-1260	1 7/8"	3	2 1/4	2 3/4	1 1/4	1 7/8	1 7/16	-	7-2XS	7-1B/7-2D
7-1262	1 15/16"	3 1/4	2 1/4	2 7/8	1	2	1 7/8	-	7-2XS	7-1B/7-2D
7-1264	2"	3 1/4	2 1/4	2 7/8	1 1/8	2	2	-	7-2XS	7-1B/7-2D
7-1266	2 1/16"	3 1/2	2 1/4	3	1 1/8	2 1/8	2	-	7-2XS	7-1B/7-2D
7-1268	2 1/8"	3 1/2	2 1/4	3	1 1/8	2 1/8	2	-	7-2XS	7-1B/7-2D
7-1270	2 3/16"	3 1/2	2 3/8	3 1/8	1 1/2	2 1/8	2 1/8	-	7-3XS	7-1B/7-2D
7-1272	2 1/4"	3 1/2	2 3/8	3 1/4	1 1/2	2 1/8	2 1/4	-	7-3XS	7-1B/7-2D
7-1274	2 5/16"	3 3/4	2 3/8	3 1/4	1 1/2	2 3/8	2 1/4	-	7-3XS	7-1B/7-2D
7-1276	2 3/8"	3 3/4	2 3/8	3 3/8	1 1/2	2 3/8	2 1/8	-	7-3XS	7-1B/7-2D
7-1278	2 7/16"	3 3/4	2 3/8	3 1/2	1 1/2	2 1/4	2 1/2	-	7-3XS	7-1B/7-2D
7-1280	2 1/2"	3 3/4	2 3/8	3 1/2	1 1/2	2 1/4	2 1/2	-	7-3XS	7-1B/7-2D
7-1282	2 9/16"	4	2 3/8	3 5/8	1 1/2	2 1/2	2 1/2	-	7-3XS	7-1B/7-2D
7-1284	2 5/8"	4	2 3/8	3 5/8	1 1/2	2 1/2	2 1/2	-	7-3XS	7-1B/7-2D
7-1286	2 11/16"	4	2 3/8	3 3/4	1 3/4	2 1/2	2 3/8	-	7-3XS	7-1B/7-2D
7-1288	2 3/4"	4 1/4	2 3/8	3 7/8	1 3/4	2 3/4	2 3/4	-	7-3XS	7-1B/7-2D
7-1290	2 13/16"	4 1/4	2 3/8	3 7/8	1 3/4	2 11/16	2 3/4	-	7-3XS	7-1B/7-2D
7-1292	2 7/8"	4 1/4	2 3/8	4	1 3/4	2 11/16	2 3/4	-	7-3XS	7-1B/7-2D
7-1294	2 15/16"	4 1/4	2 3/8	4 1/8	1 3/4	2 5/8	3	-	7-3XS	7-1B/7-2D
7-1296	3"	4 1/4	2 3/8	4 1/8	1 3/4	2 5/8	3	-	7-3XS	7-1B/7-2D
7-1298	3 1/16"	4 1/2	2 3/8	4 1/4	2	2 7/8	3	-	7-3XS	7-1B/7-2D
7-12100	3 1/8"	4 1/2	2 3/8	4 1/4	2	2 7/8	3	-	7-3XS	7-1B/7-2D
7-12104	3 1/4"	4 1/2	2 3/8	4 1/2	2	2 13/16	3 1/4	-	7-3XS	7-1B/7-2D
7-12108	3 3/8"	5	2 3/8	4 5/8	2 1/4	3 1/4	3 1/4	-	7-3XS	7-1B/7-2D
7-12112	3 1/2"	5	2 3/8	5	2 1/4	3 1/4	3 1/2	-	7-3XS	7-1B/7-2D
7-12116	3 5/8"	5	2 3/8	4 7/8	2 1/4	3 3/16	3 3/8	-	7-3XS	7-1B/7-2D
7-12120	3 3/4"	5	2 3/8	5 1/8	2 1/4	3 3/16	3 3/4	-	7-3XS	7-1B/7-2D
7-12124	3 7/8"	5 1/2	2 3/8	5 1/4	2 1/2	3 3/8	3 7/8	-	7-3XS	7-1B/7-2D
7-12128	4"	5 1/2	2 3/8	5 3/8	2 1/2	3 3/8	4	-	7-3XS	7-1B/7-2D
7-12132	4 1/8"	5 1/2	2 3/8	5 1/2	2 1/2	3 1/2	4	-	7-3XS	7-1B/7-2D
7-12136	4 1/4"	5 1/2	2 3/8	5 3/4	2 1/2	3 1/2	4 1/4	-	7-3XS	7-1B/7-2D
7-12144	4 1/2"	5 3/4	2 3/8	6	2 1/2	3 3/8	4 1/2	-	7-3XS	7-1B/7-2D

### Features

- SUPERTORQUE® lobular openings for greater turning power without deforming the fastener.
- Designed for maximum engagement on 6 and 12 point fasteners.
- Suitable for use with pneumatic and electric impact wrenches.
- Specially heat treated for impact use to provide long life, safety, and durability.

1" DRIVE

SOCKETS AND  
DRIVE TOOLS

# 1" DRIVE DEEP IMPACT SOCKETS, 6 POINT, SAE

Black Industrial Finish

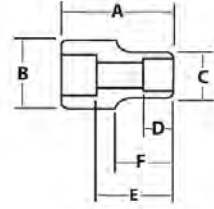
Product Code	A		B		C		D		E		F		Uses RET RING® Number	Use O-Ring / Pin
	Size (Inches)	OAL (Inches)	Drive End Diameter (Inches)	Working End Diameter (Inches)	Broach Depth (Inches)	Bolt Clearance Depth (Inches)	Bolt Clearance Diameter (Inches)	Nose Length (Inches)						
17-632	1	3	2 1/8	1 19/32	3/4	1 13/16	1 1/16	7/8	7-2XS	7-1B / 7-2D				
17-634	1 1/16	3 3/4	2 1/8	1 3/4	1 23/32	2 19/32	3/4	7/8	7-2XS	7-1B / 7-2D				
17-636	1 1/8	3 3/4	2 1/8	1 13/16	1 29/32	2 19/32	7/8	7/8	7-2XS	7-1B / 7-2D				
17-638	1 3/16	3	2 1/8	1 13/16	3/4	1 13/16	13/16	7/8	7-2XS	7-1B / 7-2D				
17-640	1 1/4	3 3/4	2 1/8	1 31/32	1 15/16	2 19/32	7/8	1	7-2XS	7-1B / 7-2D				
17-642	1 5/16	3 3/4	2 1/8	2 1/16	2 1/32	2 27/32	1	1	7-2XS	7-1B / 7-2D				
17-644	1 3/8	4	2 1/8	2 1/16	2 1/8	2 27/32	1	1	7-2XS	7-1B / 7-2D				
17-646	1 7/16	4	2 1/8	2 1/4	2 3/16	2 27/32	1	2 1/4	7-2XS	7-1B / 7-2D				
17-648	1 1/2	4	2 1/4	2 3/8	2 1/4	2 27/32	1 1/8	2 1/2	7-2XS	7-1B / 7-2D				
17-650	1 9/16	3 1/2	2 1/4	2 3/8	1	2 11/32	1 17/32	2 1/2	7-2XS	7-1B / 7-2D				
17-652	1 5/8	3 5/8	2 1/4	2 7/16	2 13/32	3 3/32	1 1/8	2 5/8	7-2XS	7-1B / 7-2D				
17-654	1 11/16	4 1/4	2 1/4	2 17/32	2 1/2	3 3/32	1 1/4	2 5/8	7-3XS	7-1B / 7-2D				
17-656	1 3/4	4 1/4	2 1/4	2 19/32	2 9/16	3 1/32	1 1/4	2 7/8	7-3XS	7-1B / 7-2D				
17-658	1 13/16	4 1/2	2 1/4	2 11/16	2 21/32	3 9/32	1 1/4	2 7/8	7-3XS	7-1B / 7-2D				
17-660	1 7/8	4 1/2	2 1/4	2 3/4	2 3/4	3 1/4	1 3/8	2 7/8	7-3XS	7-1B / 7-2D				
17-662	1 15/16	4 1/2	2 1/4	2 27/32	2 13/16	3 1/4	1 3/8	3 1/8	7-3XS	7-1B / 7-2D				
17-664	2	4 1/2	2 1/4	2 29/32	2 7/8	3 7/32	1 3/8	3 1/8	7-3XS	7-1B / 7-2D				
17-666	2 1/16	4 3/4	2 1/4	3	2 31/32	3 15/32	1 1/2	3 1/8	7-3XS	7-1B / 7-2D				
17-668	2 1/8	4 3/8	2 3/8	3 1/4	1 5/16	3 3/16	1 5/8	3 3/8	7-3XS	7-1B / 7-2D				
17-670	2 3/16	4 3/4	2 13/32	3 5/32	3 1/8	3 7/16	1 1/2	3 3/8	7-3XS	7-1B / 7-2D				
17-672	2 1/4	4 3/4	2 13/32	3 7/32	3 1/8	3 13/32	1 5/8	3 3/8	7-3XS	7-1B / 7-2D				
17-674	2 5/16	5	2 13/32	3 5/16	3 9/32	3 21/32	1 5/8	3 1/2	7-3XS	7-1B / 7-2D				
17-676	2 3/8	5	2 13/32	3 3/8	3 3/8	3 5/8	1 3/4	3 1/2	7-3XS	7-1B / 7-2D				
17-678	2 7/16	4 1/2	2 3/8	3 1/2	1 1/2	3 7/32	1 3/4	3 1/2	7-3XS	7-1B / 7-2D				
17-680	2 1/2	4 1/2	2 3/8	3 1/2	1 5/8	3	2 1/2	3 1/2	7-3XS	7-1B / 7-2D				
17-682	2 9/16	4 7/8	2 3/8	3 3/8	1 5/8	3 1/2	2	3 7/8	7-3XS	7-1B / 7-2D				
17-684	2 5/8	4 11/16	2 3/8	3 3/4	1 5/8	3 11/32	2	3 11/16	7-3XS	7-1B / 7-2D				
17-686	2 11/16	4 11/16	2 3/8	3 3/4	1 13/16	2 1/2	2	3 11/16	7-3XS	7-1B / 7-2D				
17-688	2 3/4	5 1/8	2 3/8	3 3/4	1 3/4	3 5/8	2	4 1/8	7-3XS	7-1B / 7-2D				
17-690	2 13/16	5 1/8	2 3/8	4	1 13/16	2 27/32	2	4 1/8	7-3XS	7-1B / 7-2D				
17-692	2 7/8	4 7/8	2 3/8	4	1 13/16	3 9/16	2	3 7/8	7-3XS	7-1B / 7-2D				
17-694	2 15/16	4 7/8	2 3/8	4 1/8	2 1/32	2 11/16	2	3 7/8	7-3XS	7-1B / 7-2D				
17-696	3	5 1/8	2 3/8	4 1/4	2 1/32	3 7/8	2 3/8	4 1/8	7-3XS	7-1B / 7-2D				
17-6100	3 1/8	5 1/8	2 3/8	4 3/8	2 1/32	3 1/32	2 3/8	4 1/8	7-3XS	7-1B / 7-2D				
17-6104	3 1/4	5 3/8	2 3/8	4 1/2	2 1/32	3 1/32	2 3/8	4 3/8	7-3XS	7-1B / 7-2D				
17-6108	3 3/8	5 1/2	2 3/8	4 5/8	2 1/4	3 5/16	2 1/2	4 1/2	7-3XS	7-1B / 7-2D				
17-6112	3 1/2	5 1/2	2 3/8	4 3/4	2 1/4	4 3/32	2 1/2	4 1/2	7-3XS	7-1B / 7-2D				
17-6116	3 5/8	5 1/2	2 3/8	5	2 5/16	4 3/32	2 3/8	4 1/2	7-3XS	7-1B / 7-2D				
17-6118	3 11/16	5 17/32	2 3/8	5 5/16	2 7/16	3 7/8	2 3/4	4 17/32	7-3XS	7-1B / 7-2D				
17-6120	3 3/4	5 9/16	2 3/8	5 1/4	2 1/4	3 19/32	2 13/16	4 9/16	7-3XS	7-1B / 7-2D				
17-6122	3 13/16	5 31/32	2 3/8	5 3/8	2 17/32	4 11/32	2 5/8	4 31/32	7-3XS	7-1B / 7-2D				
17-6124	3 7/8	5 9/16	2 3/8	5 1/4	2 9/16	3 5/8	3	4 9/16	7-3XS	7-1B / 7-2D				
17-6126	3 15/16	6 1/16	2 3/8	5 1/2	2 13/32	4 13/32	3	5 1/16	7-3XS	7-1B / 7-2D				
17-6128	4	6 1/8	2 3/8	5 1/2	2 17/32	4 3/32	2 7/8	5 1/8	7-3XS	7-1B / 7-2D				
17-6130	4 1/16	6 1/8	2 3/8	5 1/2	2 15/32	4 1/2	3	5 5/32	7-3XS	7-1B / 7-2D				
17-6132	4 1/8	6 1/8	2 3/8	5 17/32	2 17/32	4 3/32	2 7/8	5 1/8	7-3XS	7-1B / 7-2D				
17-6134	4 3/16	6 7/32	2 3/8	6	2 1/2	4 9/16	3	5 7/32	7-3XS	7-1B / 7-2D				
17-6136	4 1/4	6 3/32	2 3/8	5 3/4	2 5/8	4 9/16	3 1/8	5 5/32	7-3XS	7-1B / 7-2D				
17-6138	4 5/16	6 11/32	2 3/8	5 13/16	2 21/32	4 5/8	3 3/8	5 11/32	7-3XS	7-1B / 7-2D				
17-6140	4 3/8	6 13/32	2 3/8	5 27/32	2 3/8	4 9/16	3 1/8	5 13/32	7-3XS	7-1B / 7-2D				
17-6142	4 7/16	6 13/32	2 3/8	6	2 21/32	4 9/16	2 5/8	5 13/32	7-3XS	7-1B / 7-2D				
17-6144	4 1/2	7	2 3/8	6	2 3/4	5	3 1/8	6	7-3XS	7-1B / 7-2D				
17-6146	4 9/16	7 1/8	3 1/4	6 1/2	2 3/4	4 19/32	3 3/8	6 1/8	8-1XS	7-1C - 7-2F				
17-6148	4 3/8	7 1/8	3 1/4	6 13/16	2 13/16	4 3/32	3 1/2	6 1/8	8-1XS	7-1C - 7-2F				
17-6152	4 3/4	6 3/4	3 1/4	6 5/8	2 29/32	4 29/32	3 1/2	5 3/4	8-1XS	7-1C - 7-2F				
17-6156	4 7/8	7 1/4	3 1/4	7	3	5 5/32	3 1/2	6 1/4	8-1XS	7-1C - 7-2F				
17-6160	5	7 3/4	3 1/4	7	3	5 21/32	3 1/2	6 3/4	8-1XS	7-1C - 7-2F				
17-6172	5 3/8	8	3 1/4	7 1/2	3 3/16	5 29/32	3 21/32	7	8-1XS	7-1C - 7-2F				
17-6184	5 3/4	8	3 1/4	8 1/4	3 3/16	6 1/32	4	7	8-1XS	7-1C - 7-2F				

Fed. Spec: ANSI B107.2

Side hole in socket permits use with Snap-on Industrial Brands Tools@Height drive tools such as ratchets, extensions and u-joints



17-660



**Features**

- SUPERTORQUE® lobular openings for greater turning power without deforming the fastener.
- Designed for maximum engagement on 6 point fasteners.
- Suitable for use with pneumatic and electric impact wrenches.
- Specially heat treated for impact use to provide long life, safety, and durability.





## 1" DRIVE SHALLOW IMPACT SOCKETS, 6 POINT, SAE

### WS-7-19TB 19 Piece 1" Drive Shallow 6 Point Impact Socket Set in Tool Box

Contents Include:

Product Code	Size (Inches)	Product Code	Size (Inches)	Product Code	Size (Inches)
7-648	1 1/2	7-676	2 3/8	7-6100	3 1/8
7-652	1 5/8	7-680	2 1/2	7-6104	3 1/4
7-656	1 3/4	7-682	2 9/16	7-6112	3 1/2
7-660	1 7/8	7-684	2 5/8	7-107	7 3/8" EXT
7-664	2	7-688	2 3/4	7-140B	U-JOINT
7-668	2 1/8	7-692	2 7/8	TB-6124A	TOOL BOX
7-672	2 1/4	7-696	3		



WS-7-19TB

#### Features

- SUPERTORQUE® lobular openings for greater turning power without deforming the fastener.
- Designed for maximum engagement on 6 point fasteners.
- Suitable for use with pneumatic and electric impact wrenches.
- Specially heat treated for impact use to provide long life, safety, and durability.

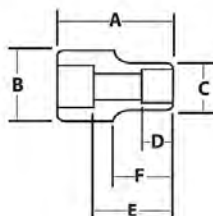


## 1" DRIVE SHALLOW IMPACT SOCKETS, 12 POINT, SAE

### Black Industrial Finish



39720



Product Code	Size (Inches)	A		B		C		D		E		F	
		Overall Length (Inches)	Drive End Diameter (Inches)	Working End Diameter (Inches)	Broach Depth (Inches)	Bolt Clearance Depth (Inches)	Bolt Clearance Diameter (Inches)	Nose Length (Inches)					
39720	5/8	2 1/4	2	1 3/16	7/16	/	/	1					
39724	3/4	2 1/4	2	1 1/2	7/16	/	/	1					
39726	13/16	2 1/4	2	1 1/2	7/16	/	/	1					
39728	7/8	2 1/4	2	1 1/2	1/2	/	/	1					
39730	15/16	2 1/4	2	1 1/2	1/2	/	/	1					
39732	1	2 1/4	2	1 5/8	1/2	/	/	1					
39734	1 1/16	2 1/4	2	1 3/4	1/2	/	/	1					
39736	1 1/8	2 1/4	2	1 3/4	5/8	/	/	1					
39738	1 3/16	2 7/16	2	1 7/8	5/8	/	/	1 1/8					
39740	1 1/4	2 7/16	2	2	5/8	/	/	/					
39742	1 5/16	2 7/16	2 1/16	2 1/8	3/4	/	/	1 3/16					
39744	1 3/8	2 7/16	2 1/16	2 1/8	3/4	/	/	1 3/16					
39746	1 7/16	2 7/16	2 1/16	2 1/4	3/4	/	/	1 3/16					
39748	1 1/2	2 7/16	2 1/16	2 1/4	7/8	/	/	1 3/16					
39750	1 9/16	2 7/16	2 1/16	2 7/16	7/8	/	/	1 3/16					
39752	1 5/8	2 7/16	2 1/16	2 7/16	7/8	/	/	1 3/16					
39754	1 11/16	2 1/2	2 1/16	2 1/2	1	/	/	1 3/16					
39756	1 3/4	2 1/2	2 1/4	2 1/2	1	/	/	1 3/16					
39758	1 13/16	2 1/2	2 1/4	2 5/8	1	/	/	1 3/16					
39760	1 7/8	2 1/2	2 1/4	2 3/4	1 1/16	/	/	1 3/16					
39762	1 15/16	2 5/8	2 1/4	2 3/4	1 1/16	/	/	1 3/16					
39764	2	2 3/4	2 1/4	2 5/16	1 1/16	/	/	1 3/16					
39766	2 1/16	2 3/4	2 1/4	2 5/16	1 3/16	/	/	1 3/16					
39768	2 1/8	2 3/4	2 1/4	3 1/16	1 3/16	/	/	1 3/16					
39770	2 3/16	2 3/4	2 7/16	3 3/16	1 3/16	/	/	1 3/16					
39772	2 1/4	2 15/16	2 7/16	3 1/4	1 1/4	/	/	1 3/16					
39776	2 3/8	3 1/16	2 7/16	3 1/2	1 3/8	/	/	1 3/16					
39780	2 1/2	3 3/16	2 7/16	3 1/2	1 3/8	/	/	1 3/16					
39782	2 9/16	3 3/16	2 7/16	3 5/8	1 3/8	/	/	1 3/16					
39788	2 3/4	3 3/8	2 7/16	3 7/8	1 1/2	/	/	1 1/4					
39794	2 15/16	3 3/4	3 3/8	4 1/8	1 5/8	/	/	1 1/2					
39796	3	3 3/4	3 3/8	4 1/8	1 5/8	/	/	1 1/2					

#### Features

- SUPERTORQUE® lobular openings for greater turning power without deforming the fastener.
- Designed for maximum engagement on 6 and 12 point fasteners.
- Suitable for use with pneumatic and electric impact wrenches.
- Specially heat treated for impact use to provide long life, safety, and durability.



1" DRIVE

SOCKETS AND DRIVE TOOLS



## 1-1/2" DRIVE IMPACT EXTENSIONS AND ACCESSORIES

### Black Industrial Finish

Product Code	Description	Length (Inches)	Use RET RING®	Use O-Ring / Pin	Socket Retention
8-108	Impact Extension	8	8-1XS	7-1C / 8-2E	Through Hole and Pin
8-115	Impact Extension	15	8-1XS	7-1C / 8-2E	Through Hole and Pin
8-140B	Impact Universal Joint	6 1/16	8-1XS	7-1C / 8-2E	Through Hole and Pin
8-7	1" M x 1 1/2" F Adapter	4 1/4	8-1XS	7-1C / 8-2E	Through Hole and Pin
8-8	1 1/2" M x 2 1/2" F Adapter	6 3/8	8-4XS	9-1D / 9-2G	Through Hole and Pin

Fed. Spec: ANSI B107.2

### Features

- Specially heat treated for impact use to provide long life, safety, and durability.
- Pin and o-ring or RET RING® (sold separately) secure tools onto impact wrench for safety and convenience.
- Universal joint provides 55° range of motion.
- Suitable for use with pneumatic and electric impact wrenches.
- Drive end features pin retention hole and groove.



8-108



8-140B



8-7



8-8



## 1-1/2" SLIDING T-HANDLE

### Black Industrial Finish

Product Code	Length (Inches)	Shaft Diameter (Inches)	Socket Retention
8-20	36	2 1/2	Plunger and Spring

### Features

- Drive end slides on bar for additional flexibility.
- Ideal for turning 1-1/2" drive sockets when impact wrench is not available.



8-20



## 1-1/2" DRIVE IMPACT RETAINING PINS AND RINGS

### Black Industrial Finish

Product Code	Description	Diameter (Inches)	Length (Inches)	Application
7-1C	Impact Retaining O-Ring	3 1/4	NA	Fits All Williams 1 1/2" Drive Sockets and Accessories
8-2E	Impact Retaining Pin	1/4	2 7/8	Fits All Williams 1 1/2" Drive Sockets and Accessories
9-1D	Impact Retaining O-Ring	4 1/8	NA	
9-2G	Impact Retaining Pin	3/16	2 7/8	

### Features

- Specially heat treated for impact use to provide long life, safety, and durability.
- Suitable for use with pneumatic and electric impact wrenches.
- For 1-1/2" Drive impact tools with pin retention hole and groove.



7-1C



8-2E



## 1-1/2" DRIVE RET RING® ONE-PIECE IMPACT RETAINING RINGS WITH CRUSH GAUGE

### Black Industrial Finish

Product Code	Diameter (Inches)	Application
8-1XS	2 7/8	Fits Williams 1 1/2" Drive Tools with "B" Dimension of 3 1/4"
8-2XS	3 3/8	Fits Competitive Impact Sockets
8-3XS	3 7/8	Fits Competitive Impact Sockets
8-4XS	4 3/8	Fits Competitive Impact Sockets

### Features

- Fits all Williams 1-1/2" Drive Sockets and Accessories
- Crush Gauge on the resin pin indicates when a socket is excessively worn and should be replaced.
- Securely retains sockets and accessories to square drive of impact wrench
- For 1-1/2" drive impact tools with pin retention hole and groove
- Made of oil resistant material
- RET RING® is a trademark of FTL Enterprises, inc.



8-1XS





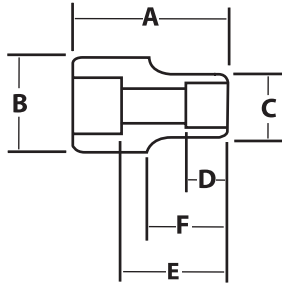


## 1-1/2" DRIVE SHALLOW IMPACT SOCKETS, 6 POINT, SAE

### Black Industrial Finish



8-696



Product Code	A		B	C	D	E	F		Uses RET RING® Number	Use O-Ring / Pin
	Size (Inches)	OAL (Inches)	Drive End Diameter (Inches)	Working End Diameter (Inches)	Broach Depth (Inches)	Bolt Clearance Depth (Inches)	Bolt Clearance Diameter (Inches)	Nose Length (Inches)		
8-646	1 7/16	3 1/32	3 1/4	2 7/8	57/64	1 25/64	1 7/16	1 7/32	8-1XS	7-1C / 8-2E
8-648	1 1/2	3 3/32	3 1/4	2 7/8	29/32	1 7/16	1 31/64	1 17/64	8-1XS	7-1C / 8-2E
8-652	1 5/8	3 9/16	3 1/4	2 29/32	1 1/32	1 9/16	1 5/8	1 21/64	8-1XS	7-1C / 8-2E
8-654	1 11/16	3 3/4	3 1/4	2 31/32	1 1/16	1 9/16	1 11/16	1 39/64	8-1XS	7-1C / 8-2E
8-656	1 3/4	3 9/32	3 1/4	3 1/32	1 1/2	1 21/32	1 21/32	1 9/16	8-1XS	7-1C / 8-2E
8-658	1 15/16	3 21/64	3 1/4	3 3/32	1 5/32	1 11/64	1 13/16	1 5/8	8-1XS	7-1C / 8-2E
8-660	1 7/8	3 3/8	3 1/4	3 5/32	1 7/32	1 3/4	1 7/8	1 23/32	8-1XS	7-1C / 8-2E
8-664	2	3 1/16	3 1/4	3 1/2	1 9/32	1 13/16	2	1 51/64	8-1XS	7-1C / 8-2E
8-666	2 1/16	3 1/2	3 1/4	3 1/2	1 13/32	1 59/64	2 1/16	1 59/64	8-1XS	7-1C / 8-2E
8-668	2 1/8	3 9/16	3 1/4	3 1/2	1 27/64	1 59/64	2 1/8	1 59/64	8-1XS	7-1C / 8-2E
8-670	2 3/16	3 21/32	3 1/4	3 1/2	1 7/16	2	2 3/16	2 1/64	8-1XS	7-1C / 8-2E
8-672	2 1/4	3 3/4	3 1/4	3 9/16	1 17/32	2 1/8	2 1/4	2 3/64	8-1XS	7-1C / 8-2E
8-676	2 3/8	3 7/8	3 1/4	3 25/32	1 9/16	2 1/4	2 3/8	2 17/64	8-1XS	7-1C / 8-2E
8-678	2 7/16	3 15/16	3 1/4	3 29/32	1 9/16	2 19/64	2 7/16	2 5/16	8-1XS	7-1C / 8-2E
8-680	2 1/2	4	3 1/4	3 7/8	1 19/32	2 3/8	2 31/64	2 1/64	8-1XS	7-1C / 8-2E
8-682	2 9/16	4 1/32	3 1/4	3 29/32	1 5/8	2 13/32	2 9/16	2 3/64	8-1XS	7-1C / 8-2E
8-684	2 5/8	4 3/32	3 1/4	4	1 11/16	2 15/32	2 5/8	2 7/64	8-1XS	7-1C / 8-2E
8-688	2 3/4	4 7/32	3 1/4	4 3/32	1 13/16	2 7/16	2 3/4	2 15/64	8-1XS	7-1C / 8-2E
8-692	2 7/8	4 9/16	3 1/4	4 5/16	1 7/8	2 11/16	2 5/8	2 9/32	8-1XS	7-1C / 8-2E
8-694	2 15/16	4 3/8	3 1/4	4 3/8	1 29/32	2 3/4	2 5/8	2 23/64	8-1XS	7-1C / 8-2E
8-696	3	4 1/16	3 1/4	4 7/16	1 5/16	2 27/32	2 5/8	2 13/32	8-1XS	7-1C / 8-2E
8-698	3 1/16	4 1/2	3 1/4	4 9/16	1 31/32	2 7/8	2 5/8	2 15/32	8-1XS	7-1C / 8-2E
8-6100	3 1/8	4 9/16	3 1/4	4 5/8	2	3	2 5/8	2 1/2	8-1XS	7-1C / 8-2E
8-6104	3 3/4	4 21/32	3 1/4	4 29/32	2 1/8	3	2 5/8	2 19/32	8-1XS	7-1C / 8-2E
8-6108	3 3/8	4 3/4	3 1/4	4 15/16	2 7/32	3 1/8	2 5/8	2 43/64	8-1XS	7-1C / 8-2E
8-6110	3 7/16	4 27/32	3 1/4	5	2 3/32	3 7/32	2 5/8	2 7/4	8-1XS	7-1C / 8-2E
8-6112	3 1/2	4 29/32	3 1/4	5 1/16	2 5/16	3 1/4	2 5/8	2 13/16	8-1XS	7-1C / 8-2E
8-6116	3 5/8	5 1/8	3 1/4	5 1/4	2 13/32	3 7/16	2 5/8	3	8-1XS	7-1C / 8-2E
8-6120	3 3/4	5 1/8	3 1/4	5 5/8	2 13/32	3 1/2	2 5/8	3 1/32	8-1XS	7-1C / 8-2E
8-6122	3 13/16	5 3/16	3 1/4	5 3/8	2 17/32	3 7/8	2 5/8	3 3/32	8-1XS	7-1C / 8-2E
8-6124	3 7/8	5 1/4	3 1/4	5 17/32	2 3/16	3 5/8	2 5/8	3 3/32	8-1XS	7-1C / 8-2E
8-6128	4	5 13/32	3 1/4	5 21/32	2 3/8	3 25/32	2 5/8	3 3/32	8-1XS	7-1C / 8-2E
8-6132	4 1/8	5 9/16	3 1/4	5 13/16	2 3/4	3 59/64	2 5/8	3 7/16	8-1XS	7-1C / 8-2E
8-6136	4 1/4	5 11/16	3 1/4	5 31/32	2 13/16	4 1/16	2 5/8	3 9/16	8-1XS	7-1C / 8-2E
8-6138	4 5/16	5 23/32	3 1/4	6 1/32	2 7/8	4 3/32	2 5/8	3 21/32	8-1XS	7-1C / 8-2E
8-6140	4 3/8	5 27/32	3 1/4	6 3/32	2 29/32	4 7/32	2 5/8	3 21/32	8-1XS	7-1C / 8-2E
8-6144	4 1/2	6	3 1/4	6 1/4	3 1/2	4 3/8	2 5/8	3 13/16	8-1XS	7-1C / 8-2E
8-6148	4 5/8	6 1/16	3 1/4	6 13/16	3 1/16	4 7/16	3 1/2	4 3/32	8-1XS	7-1C / 8-2E
8-6152	4 3/4	6 1/8	3 1/4	6 3/16	3 1/8	4 1/2	2 5/8	4	8-1XS	7-1C / 8-2E
8-6156	4 7/8	6 3/4	3 1/4	7	3 1/8	5 7/64	3 1/2	4 19/32	8-1XS	7-1C / 8-2E
8-6160	5	6 3/4	3 1/4	7 1/8	3 1/16	5 7/64	3 1/2	4 9/16	8-1XS	7-1C / 8-2E
8-6172	5 3/8	7	3 1/4	7 5/16	3 1/4	5 1/8	4	4 29/32	8-1XS	7-1C / 8-2E
8-6184	5 3/4	7	3 1/4	7 3/8	3 1/2	5 1/8	3 3/4	4 7/8	8-1XS	7-1C / 8-2E
8-6196	6 1/8	7 1/4	5	8 1/2	3 11/16	5 3/8	4 1/2	5 1/16	8-4XS	9-1D / 8-2E
8-6208	6 1/2	7 1/2	5	9 1/4	3 1/2	5 3/8	5	5 5/64	8-4XS	9-1D / 8-2E
8-6220	6 7/8	7 7/8	5	9 1/4	3 7/8	6	4 3/4	5 33/64	8-4XS	9-1D / 8-2E
8-6232	7 1/4	8 1/8	5	10	4 1/2	6 1/4	5 1/2	5 49/64	8-4XS	9-1D / 8-2E
8-6244	7 3/8	8 1/4	5	10 3/4	4 13/16	6 3/8	6 1/2	5 57/64	8-4XS	9-1D / 8-2E
8-6256	8	8 3/8	5	11	5 1/16	6 1/2	7	6 1/64	8-4XS	9-1D / 8-2E

Fed. Spec: ANSI B107.2

### Features

- SUPERTORQUE® lobular openings for greater turning power without deforming the fastener.
- Designed for maximum engagement on 6 point fasteners.
- Suitable for use with pneumatic and electric impact wrenches.
- Specially heat treated for impact use to provide long life, safety, and durability.



1-1/2" DRIVE

SOCKETS AND DRIVE TOOLS

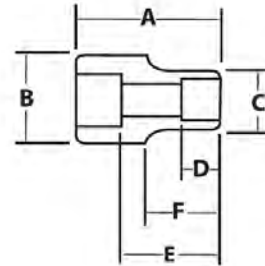
**1-1/2" DRIVE SHALLOW IMPACT SOCKETS, 12 POINT, SAE**

**Black Industrial Finish**

Product Code	Size (Inches)	A		B		C		D		E		F	
		Overall Length (Inches)	Drive End Diameter (Inches)	Working End Diameter (Inches)	Broach Depth (Inches)	Bolt Clearance Depth (Inches)	Bolt Clearance Diameter (Inches)	Nose Length (Inches)					
41144	1 3/8	3 1/8	3 3/8	2 1/2	1	/	1 3/16	1 3/8					
41146	1 7/16	3 1/8	3 3/8	2 1/2	1	/	1 1/4	1 3/8					
41148	1 1/2	3 1/8	3 3/8	2 5/8	1	/	1 1/4	1 3/8					
41150	1 9/16	3 1/8	3 3/8	2 5/8	1	/	1 3/8	1 3/8					
41152	1 3/8	3 1/8	3 3/8	2 3/4	1	/	1 3/8	1 3/8					
41154	1 11/16	3 1/4	3 3/8	2 3/4	1 1/16	/	1 1/2	1 1/2					
41156	1 3/4	3 1/4	3 3/8	2 15/16	1 1/16	/	1 1/2	1 1/2					
41158	1 13/16	3 1/4	3 3/8	2 15/16	1 1/16	/	1 5/8	1 1/2					
41160	1 7/8	3 7/16	3 3/8	3 1/8	1 3/16	/	1 5/8	1 5/8					
41162	1 15/16	3 7/16	3 3/8	3 1/8	1 3/16	/	1 3/4	1 5/8					
41164	2	3 7/16	3 3/8	3 1/4	1 3/16	/	1 3/4	1 5/8					
41166	2 1/16	3 7/16	3 3/8	3 1/4	1 3/16	/	1 7/8	1 5/8					
41168	2 1/8	3 1/2	3 3/8	3 3/8	1 1/2	/	1 7/8	/					
41170	2 3/16	3 1/2	3 3/8	3 3/8	1 1/2	/	1 7/8	/					
41172	2 1/4	3 1/2	3 3/8	3 5/8	1 1/2	/	2 1/16	1 3/4					
41174	2 5/16	3 1/2	3 3/8	3 5/8	1 1/2	/	2 1/16	1 3/4					
41176	2 3/8	3 1/2	3 3/8	3 5/8	1 1/2	/	2 1/16	1 3/4					
41178	2 7/16	3 3/4	3 3/8	3 7/8	1 5/8	/	3/4	1 3/4					
41180	2 1/2	3 3/4	3 3/8	3 7/8	1 5/8	/	3/4	1 3/4					
41182	2 9/16	3 3/4	3 3/8	3 7/8	1 5/8	/	3/4	1 3/4					
41184	2 5/8	3 3/4	3 3/8	4 3/16	1 5/8	/	2 7/16	1 3/4					
41186	2 11/16	3 3/4	3 3/8	4 3/16	1 5/8	/	2 7/16	1 3/4					
41188	2 3/4	3 3/4	3 3/8	4 3/16	1 5/8	/	2 1/2	1 3/4					
41190	2 13/16	4 1/16	3 3/8	4 1/4	1 3/4	/	2 1/2	1 3/4					
41192	2 7/8	4 1/16	3 3/8	4 1/4	1 3/4	/	2 5/8	1 3/4					
41194	2 15/16	4 1/16	3 3/8	4 1/4	1 3/4	/	2 5/8	1 3/4					
41196	3	4 1/4	3 3/8	4 5/8	2	/	2 3/4	1 3/4					
41200	3 1/8	4 1/4	3 3/8	4 5/8	2	/	2 3/4	1 3/4					
41204	3 1/4	4 1/4	3 3/8	4 15/16	2	/	3	1 3/4					
41208	3 3/8	4 1/4	3 3/8	4 15/16	2	/	3	1 3/4					
41212	3 1/2	4 5/8	3 3/8	5	2 3/16	/	3 1/4	1 3/4					
41220	3 3/4	4 5/8	3 3/4	5 1/4	2 3/16	/	3 1/2	2					
41224	3 7/8	4 15/16	3 3/4	5 7/16	2 1/4	/	3 5/8	2					
41226	3 15/16	4 15/16	3 3/4	5 7/16	2 1/4	/	3 5/8	2					
41228	4	4 15/16	3 3/4	5 7/16	2 1/4	/	3 3/4	2					



41144



**Features**

- SUPERTORQUE® lobular openings for greater turning power without deforming the fastener.
- Designed for maximum engagement on 6 and 12 point fasteners.
- Suitable for use with pneumatic and electric impact wrenches.
- Specially heat treated for impact use to provide long life, safety, and durability.



# SCREWDRIVERS

Comfort, power and versatility are built into each Williams and Bahco screwdriver. Our selection is superior, with lengths, thicknesses, tip types, finishes and handle sizes to meet the needs of any job.



Interchangeable Blades	418
Precision	419
Sets	420
Ratcheting	434
Slotted	436
Phillips®	440
Pozidriv®	442
Torx®	443
Robertson®	444
Nutdrivers	445
Bits	447



**ERGO® HANDLE INTERCHANGEABLE BLADES**

Product Code	Description
BE-8571	7 Piece ERGO® Handle Interchangeable Blade Set

**Contents Include:**

PH1	PZ2	1.2x6.5 Slotted	Handle, Pouch
PH2	1x5.5 Slotted	1.2x6.5 Slotted	

Product Code	Description
BE-8572	9 Piece ERGO® Handle Interchangeable Blade Set

**Contents Include:**

PH1	PZ1	T10	1x5.5 Slotted	Handle, Pouch
PH2	PZ2	T15	1.2x6.5 Slotted	

Product Code	Description
BE-8573	8 Piece ERGO® Handle Interchangeable Blade Set

**Contents Include:**

T10	T20	T27	T40
T15	T25	T30	Handle, Pouch

Product Code	Description
BE-8576	22 Piece ERGO® Handle Interchangeable Blade Set

**Contents Include:**

PH1	PZ1	T10	T25	0.6x3.5 Slotted	1.2x6.5 Slotted
PH2	PZ3	T15	T30	0.8x4.0 Slotted	Bits (6 pcs): H2.5, H3, H4, H5, H6, H8
PH3	PZ3	T20	T40	1x5.5 Slotted	Handle, Foam Inlay

**Features**

- Ergo handle with interchangeable blades
- Quick-Spin for easy fastening
- Lock-in system for easy and safe locking of blades
- 100 mm Hexagonal blades
- In a pouch or Foam inlay



BE-8572



BE-8576







## PRECISION SCREWDRIVER SETS

### Three Component Handle with Black Oxide Tips

Product Code	Description
706-1	6 Piece Precision Screwdriver Set Phillips® / Slotted

#### Contents Include:

1.5 mm Slotted	2.5 mm Slotted	# 0 Phillips®
2.0 mm Slotted	3.0 mm Slotted	# 1 Phillips®

Product Code	Description
706-2	6 Piece Precision Screwdriver Set Phillips® / Slotted

#### Contents Include:

1.0 mm Slotted	1.5 mm Slotted	# 00 Phillips®
1.2 mm Slotted	1.8 mm Slotted	# 0 Phillips®

Product Code	Description
706-3	6 Piece Precision Screwdriver Set Pozidriv® / Slotted

#### Contents Include:

1.0 mm Slotted	1.5 mm Slotted	# 2 Pozidriv®
1.2 mm Slotted	1.8 mm Slotted	# 2.5 Pozidriv®

Product Code	Description
706-4	7 Piece Precision Screwdriver Set Phillips® / Slotted / TORX®

#### Contents Include:

1.5 mm Slotted	# 0 Phillips®	6 mm TORX®
2.5 mm Slotted	# 1 Phillips®	8 mm TORX®
3.5 mm Slotted		

Product Code	Description
706-5	24 Piece Precision Screwdriver Set Phillips® / Slotted / TORX® / Hexagon

#### Contents Include:

1.0 mm Slotted	# 00 Phillips®	T6 TORX®	H1 Hexagon
1.2 mm Slotted	# 0 Phillips®	T7 TORX®	H2 Hexagon
1.5 mm Slotted	# 1 Phillips®	T8 TORX®	H2.5 Hexagon
1.8 mm Slotted	# 0 Pozidriv®	T9 TORX®	H3 Hexagon
2.0 mm Slotted	# 1 Pozidriv®	T10 TORX®	
3.0 mm Slotted		T15 TORX®	
3.5 mm Slotted		T20 TORX®	
4.0 mm Slotted			



706-1



706-5

### Features

- The three component ergonomically designed handle provides comfort and maximum grip even with oily hands
- Color coded handles indicates tip type and show tip type symbol on bottom of handle for quick identification
- Chrome blades prevent corrosion and can be easily cleaned
- Black oxide tips prevent chipping of chrome to reduce possible contamination at work location



## 19 PIECE COMBINATION SCREWDRIVER SET

Premium Comfort Grip & Three Component handle with Black Oxide Tips

Product Code	Description
100P-19MD	19 Piece Combination Screwdriver Set

### Contents Include:

Product Code	Overall Length (Inches)	Blade Length (Inches)	Tip Width/Point Size
BE8020L	6	3	Cabinet Tip 1/8"
BE-8220	9	5	Cabinet Tip 1/8"
BE-8240	11 3/4	7	Cabinet Tip 5/32"
SDE-43	6 11/16	3	Electrician's Tip 3/16"
SDE-46	9 11/16	6	Electrician's Tip 3/16"
SDS-62	3 1/2	1 3/4	Slotted 1/4" Stubby
SDP-2-ST	3 1/2	1 1/2	Phillips #2 Stubby
BE-8600	6 1/2	2 3/16	Phillips #0
SDP-1-3	6 1/4	3	Phillips #1
BE-8610L	12 3/4	8	Phillips #1 x 8"
SDP-2-4	7 15/16	4	Phillips #2
SDP-2-8	12	8	Phillips #2
SDP-3-6	10 1/2	6	Phillips #3
SDP-4-6	10 3/4	8	Phillips #4
SDR-24	7 7/8	4	Slotted 1/4
SDR-26	10 11/16	6	Slotted 5/16
SDR-28	12 11/16	8	Slotted 3/8"
SDS-33	17 13/16	12	Slotted 3/8
SDR-22	6 1/8	3	Slotted 3/16"

### Features

- Set contains a comprehensive assortment of screwdrivers to get the job done
- Williams comfort grip handle with thumb stop allow for added turning power without discomfort or slippage
- Bahco's three component ergonomically designed handle provides comfort and maximum grip even with oily hands.



100P-19MD



## 12 PIECE ERGO® MIXED SCREWDRIVER SET

Three Component Handle with Black Oxide Tips

Product Code	Description
808512	12 Piece ERGO® Screwdriver Set Phillips® / Slotted / Pozidriv

### Contents Include:

Product Code	Overall Length (Inches)	Blade Length (Inches)	Tip Width / Point Size
BE-8020L	6	3	1/8
BE-8150	8 3/4	4	7/32
BE-8160	7 3/4	3	Phillips® #1
BE-8210	7	3	3/32
BE-8220	9	5	1/8
BE-8240	11 3/4	7	5/32
BE-8600	6 1/2	2 3/16	Phillips® #0
BE-8610	7 3/4	3	Phillips® #1
BE-8620	8 3/4	4	Phillips® #2
BE-8810	7 3/4	3	Pozidriv® 1
BE-8820	8 3/4	1	Pozidriv® 2
BE-8890	14 1/2	8	9/16

### Features

- Contains 6 slotted, 4 Phillips®, and 2 Pozidriv® screwdrivers
- The three component ergonomically designed handle provides comfort and maximum grip even with oily hands
- Color coded handles indicates tip type and show tip type symbol on bottom of handle for quick identification
- Chrome blades prevent corrosion and can be easily cleaned
- Black oxide tips prevent chipping of chrome to reduce possible contamination at work location



808512



## 6 PIECE ERGO® MIXED SCREWDRIVER SET

Three Component Handle with Black Oxide Tips

Product Code	Description
808506	6 Piece ERGO® Screwdriver Set Phillips® / Slotted

### Contents Include:

Product Code	Overall Length (Inches)	Blade Length (Inches)	Tip Width / Point Size
BE-8020L	6	3	1/8
BE-8150	8 3/4	4	5/32
BE-8160	7 3/4	3	Phillips® #1
BE-8240	11 3/4	7	5/32
BE-8610	7 3/4	3	Phillips® #1
BE-8620	8 3/4	4	Phillips® #2

### Features

- Contains 3 slotted and 3 Phillips® screwdrivers
- The three component ergonomically designed handle provides comfort and maximum grip even with oily hands
- Color coded handles indicates tip type and show tip type symbol on bottom of handle for quick identification
- Chrome blades prevent corrosion and can be easily cleaned
- Black oxide tips prevent chipping of chrome to reduce possible contamination at work location



808506



## 6 PIECE ERGO® MIXED SCREWDRIVER SET

Three Component Handle with Black Oxide Tips

Product Code	Description
BE-9881	6 Piece ERGO® Screwdriver Set Phillips® / Slotted

### Contents Include:

Product Code	Overall Length (Inches)	Blade Length (Inches)	Tip Width / Point Size
BE-8020	6	2	1/8
BE-8040	8 3/4	4	5/32
BE-8150	8 3/4	4	7/32
BE-8155	9 3/4	5	1/4
BE-8610	7 3/4	3	#1
BE-8620	8 3/4	4	#2

### Features

- Contains 4 slotted and 2 Phillips® screwdrivers.
- The three component ergonomically designed handle provides comfort and maximum grip even with oily hands.
- Color coded handles indicates tip type and show tip type symbol on bottom of handle for quick identification.
- Chrome blades prevent corrosion and can be easily cleaned.
- Black oxide tips prevent chipping of chrome to reduce possible contamination at work location.



BE-9881



## 6 PIECE ERGO® MIXED SCREWDRIVER SET

### Three Component Handle with Black Oxide Tips

Product Code	Description
BE-9886	6 Piece ERGO® Screwdriver Set Phillips® / Slotted / Pozidriv®

#### Contents Include:

Product Code	Overall Length (Inches)	Blade Length (Inches)	Tip Width / Point Size
BE-8030	7 3/4	3	9/64
BE-8150	8 3/4	4	7/32
BE-8610	7 3/4	3	Phillips® #1
BE-8620	8 3/4	4	Phillips® #2
BE-8810	7 3/4	3	Pozidriv® #1
BE-8820	8 3/4	4	Pozidriv® #2

#### Features

- Contains 2 slotted, 2 Pozidriv® and 2 Phillips® screwdrivers.
- The three component ergonomically designed handle provides comfort and maximum grip even with oily hands.
- Color coded handles indicates tip type and show tip type symbol on bottom of handle for quick identification.
- Chrome blades prevent corrosion and can be easily cleaned.
- Black oxide tips prevent chipping of chrome to reduce possible contamination at work location.



BE-9886



## 5 PIECE ERGO® TORX® SCREWDRIVER SET

### Three Component Handle with Black Oxide Tips

Product Code	Description
BE-9885	5 Piece ERGO® TORX® Screwdriver Set

#### Contents Include:

Product Code	Overall Length (Inches)	Blade Length (Inches)	TORX® Size
BE-8910	7 3/8	2 1/2	T10
BE-8915	7 1/2	2 3/4	T15
BE-8920	8	3 1/8	T20
BE-8925	8	3 1/8	T25
BE-8930	8 3/4	4	T30

#### Features

- The three component ergonomically designed handle provides comfort and maximum grip even with oily hands.
- Black oxide tips prevent chipping of chrome to reduce possible contamination at work location.
- Chrome blades prevent corrosion and can be easily cleaned.



BE-9885





## 3 PIECE ERGO® ROBERTSON® SCREWDRIVER SET

For Square-recess Screws

Product Code	Description
BE-9913	3 Piece ERGO® Robertson® Screwdriver Set

### Contents Include:

Product Code	Overall Length (Inches)	Blade Length (Inches)	Tip Size
BE-9001	8	3 1/8	#1
BE-9002	8	3 1/8	#2
BE-9003	8 3/4	4	#3

### Features

- The three component ergonomically designed handle provides comfort and maximum grip even with oily hands.
- Black oxide tips prevent chipping of chrome to reduce possible contamination at work location.
- Color coded handles indicates tip type and show tip type symbol on bottom of handle for quick identification.
- Chrome blades prevent corrosion and can be easily cleaned.



BE-9913



## 8 PIECE PREMIUM MIXED SCREWDRIVER SET

Comfort-Grip Handle With Round Blade

Product Code	Description
100P-8MD	8 Piece Premium Screwdriver Set Phillips® / Slotted Tips

### Contents Include:

Product Code	Overall Length (Inches)	Blade Length (Inches)	Tip Width / Point Size
SDR-24	7 7/8	4	1/4
SDR-26	10 11/16	6	5/16
SDR-28	12 3/4	8	3/8
SDP-1-3	6 1/4	3	#1
SDP-2-4	7 15/16	4	#2
SDP-3-6	10 1/2	6	#3
SDE-43	6 11/16	3	3/16" Electrician's Tip
SDE-46	9 11/16	6	3/16" Electrician's Tip

### Features

- Contains 3 slotted, 3 Phillips®, and 2 Electrician's screwdrivers.
- Comfort-grip handle with thumb stop allow for added turning power without discomfort or slippage.
- Chrome blades prevent corrosion and can be easily cleaned.
- Blades are made from special alloy steel for extra strength.
- Vapor-blasted tips grip fasteners and prevent chipping, extending tool life.
- Hex bolsters on shafts allow a wrench to be used for extra turning power.



100P-8MD

WILLIAMS®



## 5 PIECE PREMIUM MIXED SCREWDRIVER SET

### Comfort-Grip Handle With Round Blade

Product Code	Description
100P-5MD	5 Piece Premium Screwdriver Set Phillips® / Slotted Tips

#### Contents Include:

Product Code	Overall Length (Inches)	Blade Length (Inches)	Tip Width / Point Size
SDR-22	6 1/8	3	3/16
SDR-24	7 7/8	4	1/4
SDR-26	10 11/16	6	5/16
SDP-1-3	6 1/4	3	#1 Phillips®
SDP-2-4	7 15/16	4	#2 Phillips®

#### Features

- Contains 3 slotted and 2 Phillips® screwdrivers.
- Comfort-grip handle with thumb stop allow for added turning power without discomfort or slippage.
- Chrome blades prevent corrosion and can be easily cleaned.
- Blades are made from special alloy steel for extra strength.
- Vapor-blasted tips grip fasteners and prevent chipping, extending tool life.
- Hex bolsters on shafts allow a wrench to be used for extra turning power.



100P-5MD

WILLIAMS®



## 6 PIECE PREMIUM SLOTTED SCREWDRIVER SET

### Comfort-Grip Handle

Product Code	Description
100P-6SD	6 Piece Premium Slotted Screwdriver Set

#### Contents Include:

Product Code	Overall Length (Inches)	Blade Length (Inches)	Tip Width
SDR-22	6 1/8	3	3/16
SDR-24	7 7/8	4	1/4
SDR-26	10 11/16	6	5/16
SDR-28	12 11/16	8	3/8
SDR-30	14 3/4	10	7/16
SDS-33	17 13/16	12	3/8

#### Features

- Comfort-grip handle with thumb stop allow for added turning power without discomfort or slippage.
- Chrome blades prevent corrosion and can be easily cleaned.
- Blades are made from special alloy steel for extra strength.
- Vapor-blasted tips grip fasteners and prevent chipping, extending tool life.
- Hex bolsters on shafts allow a wrench to be used for extra turning power.



100P-6SD



100P-6PD



## 6 PIECE PREMIUM PHILLIPS® SCREWDRIVER SET

Comfort-Grip Handle With Round Blade

Product Code	Description
100P-6PD	6 Piece Premium Phillips® Screwdriver Set

### Contents Include:

Product Code	Overall Length (Inches)	Blade Length (Inches)	Point Size
SDP-1-3	6 1/4	3	#1
SDP-2-4	7 15/16	4	#2
SDP-2-8*	12	8	#2
SDP-3-6	10 1/2	6	#3
SDP-4-6	10 3/4	6	#4
SDP-2-ST*	3 1/2	1 1/2	#2

\* Does not have Bolster



### Features

- Comfort-grip handle with thumb stop allow for added turning power without discomfort or slippage.
- Chrome blades prevent corrosion and can be easily cleaned.
- Blades are made from special alloy steel for extra strength.
- Vapor-blasted tips grip fasteners and prevent chipping, extending tool life.
- Hex bolsters on shafts allow a wrench to be used for extra turning power.



B219.010



## 10 PIECE BAHCOFIT MIXED SCREWDRIVERS

Two Component Handle with Black Oxide Tip

Product Code	Description
B219.010	10 Piece BAHCOFIT Screwdriver Set Slotted / Phillips® / Pozidriv® / Robertson®

### Contents Include

Product Code	Overall Length (Inches)	Blade Length (Inches)	Tip Width (Inches)
B191.030.075	6 3/4	3	1/8
B190.055.100	8	4	7/32
B190.065.125	9 1/2	5	1/4
B190.080.150	10 1/2	6	5/16
B192.001.100	8	4	Phillips® #1
B192.002.125	9 1/2	5	Phillips® #2
B192.003.150	10 1/2	6	Phillips® #3
B195.902.025	3 1/3	1	Pozidriv® #2
B144.001.100	7 3/4	4	Robertson® #1
B144.002.125	9	5	Robertson® #2

### Features

- The two component handle is a patented design which is 75% rubber and with vertical grooves provides the perfect grip.
- Tip type symbol on the handle for quick identification
- Black oxide tips prevent chipping of chrome to reduce possible contamination of work location.
- High performance alloy steel blades prevent corrosion and can be easily cleaned.



## 8 PIECE BAHCOFIT MIXED SCREWDRIVER SET

### Two Component Handle with Black Oxide Tip

Product Code	Description
B219.008	8 Piece BAHCOFIT Screwdriver Set Slotted / Phillips®

#### Contents Include:

Product Code	Overall Length (Inches)	Blade Length (Inches)	Tip Width (Inches)
B191.040.100	7 ¾	4	5/32
B191.055.125	9	5	7/32
B190.065.150	10 ½	6	¼
B190.080.175	11 ½	7	9/16
B192.001.100	8	4	1
B192.002.125	9 ½	5	2
B195.060.025	3 ½	1	¼
B195.002.025	3 ½	1	2

#### Features

- The two component handle is a patented design which is 75% rubber and with vertical grooves provides the perfect grip.
- Tip type symbol on the handle for quick identification.
- Black oxide tips prevent chipping of chrome to reduce possible contamination of work location.
- High performance alloy steel blades prevent corrosion and can be easily cleaned.



B219.008



## 7 PIECE BAHCOFIT MIXED SCREWDRIVER SET

### Two Component Handle with Black Oxide Tip

Product Code	Description
B219.017	7 Piece BAHCOFIT Screwdriver Set Slotted / Phillips®

#### Contents Include:

Product Code	Overall Length (Inches)	Blade Length (Inches)	Tip Width (Inches)
B191.035.100	7 ¾	4	9/64
B191.040.100	7 ¾	4	5/32
B191.055.125	9	5	7/32
B191.065.150	10 ½	6	¼
B190.080.150	10 ½	6	9/16
B192.001.100	8	4	1
B192.002.125	9 ½	5	2

#### Features

- The two component handle is a patented design which is 75% rubber and with vertical grooves provides the perfect grip.
- Tip type symbol on the handle for quick identification.
- Black oxide tips prevent chipping of chrome to reduce possible contamination of work location.
- High performance alloy steel blades prevent corrosion and can be easily cleaned.



B219.017





B219.007



B219.026



B219.006

### Features

- The two component handle is a patented design which is 75% rubber and with vertical grooves provides the perfect grip.
- Tip type symbol on the handle for quick identification.
- Black oxide tips prevent chipping of chrome to reduce possible contamination of work location.
- High performance alloy steel blades prevent corrosion and can be easily cleaned.



## 7 PIECE BAHCOFIT MIXED SCREWDRIVER SET

### Two Component Handle with Black Oxide Tip

Product Code	Description
B219.007	7 Piece BAHCOFIT Screwdriver Set Pozidriv® / TORX®

### Contents Include:

Product Code	Overall Length (Inches)	Blade Length (Inches)	TORX® Size/Point Size
B193.001.100	8	4	#1
B193.002.125	9 ½	5	#2
B194.010.075	6 ¾	3	T 10
B194.015.100	7 ¾	4	T 15
B194.020.100	7 ¾	4	T 20
B194.025.125	9	5	T 25
B194.030.150	10 ½	6	T 30

### Features

- The two component handle is a patented design which is 75% rubber and with vertical grooves provides the perfect grip.
- Tip type symbol on the handle for quick identification.
- Black oxide tips prevent chipping of chrome to reduce possible contamination of work location.
- High performance alloy steel blades prevent corrosion and can be easily cleaned.



## 6 PIECE BAHCOFIT MIXED SCREWDRIVER SET

### Two Component Handle with Black Oxide Tip

Product Code	Description
B219.026	6 Piece BAHCOFIT Screwdriver Set Slotted / Pozidriv® / Phillips®

### Contents Include:

Product Code	Overall Length (Inches)	Blade Length (Inches)	Tip Width/Point Size
B191.030.075	6 ¾	3	⅛
B191.040.100	7 ¾	4	⅜
B192.001.100	8	4	1
B192.002.125	9 ½	5	2
B193.001.100	8	4	#1
B193.002.125	9 ½	5	#2

### Features

- The two component handle is a patented design which is 75% rubber and with vertical grooves provides the perfect grip.
- Tip type symbol on the handle for quick identification.
- Black oxide tips prevent chipping of chrome to reduce possible contamination of work location.
- High performance alloy steel blades prevent corrosion and can be easily cleaned.



## 6 PIECE BAHCOFIT MIXED SCREWDRIVER SET

### Two Component Handle with Black Oxide Tip

Product Code	Description
B219.006	6 Piece BAHCOFIT Screwdriver Set Slotted / Phillips®

### Contents Include:

Product Code	Overall Length (Inches)	Blade Length (Inches)	Tip Width/Point Size
B191.030.075	6 ¾	3	⅛
B191.040.100	7 ¾	4	⅜
B190.055.125	9	5	7/32
B190.065.125	9 ½	5	¼
B192.001.100	8	4	#1
B192.002.125	9 ½	5	#2



## 6 PIECE BAHCOFIT MIXED SCREWDRIVER SET

### Two Component Handle with Black Oxide Tip

Product Code	Description
B219.016	6 Piece BAHCOFIT Screwdriver Set Slotted / Pozidriv®

#### Contents Include:

Product Code	Overall Length (Inches)	Blade Length (Inches)	Tip Width/Point Size
B191.030.075	6 ¾	3	1/8
B191.040.100	7 ¾	4	5/32
B190.055.125	9	5	7/32
B190.065.125	9 ½	5	¼
B193.001.100	8	4	#1 PZ
B193.002.125	9 ½	5	#2 PZ

#### Features

- The two component handle is a patented design which is 75% rubber and with vertical grooves provides the perfect grip.
- Tip type symbol on the handle for quick identification.
- Black oxide tips prevent chipping of chrome to reduce possible contamination of work location.
- High performance alloy steel blades prevent corrosion and can be easily cleaned.



B219.016



## 5 PIECE BAHCOFIT MIXED SCREWDRIVER SET

### Two Component Handle with Black Oxide Tip

Product Code	Description
B219.035	5 Piece BAHCOFIT Screwdriver Set TORX® Tamper Resistant

#### Contents Include:

Product Code	Overall Length (Inches)	Blade Length (Inches)	TORX® Size
B141.010.075	6 ¾	3	T 10
B141.015.100	7 ¾	4	T 15
B141.020.100	7 ¾	4	T 20
B141.025.125	9	5	T 25
B141.030.150	10 ½	6	T 30

#### Features

- The two component handle is a patented design which is 75% rubber and with vertical grooves provides the perfect grip.
- Tip type symbol on the handle for quick identification.
- Black oxide tips prevent chipping of chrome to reduce possible contamination of work location.
- High performance alloy steel blades prevent corrosion and can be easily cleaned.



B219.035



B219.025



## 5 PIECE BAHCOFIT MIXED SCREWDRIVER SET

### Two Component Handle with Black Oxide Tip

Product Code	Description
B219.025	5 Piece BAHCOFIT Screwdriver Set TORX®

#### Contents Include:

Product Code	Overall Length (Inches)	Blade Length (Inches)	TORX® Size
B194.010.075	6 ¾	3	T 10
B194.015.100	7 ¾	4	T 15
B194.020.100	7 ¾	4	T 20
B194.025.125	9	5	T 25
B194.030.150	10 ½	6	T 30

#### Features

- The two component handle is a patented design which is 75% rubber and with vertical grooves provides the perfect grip.
- Tip type symbol on the handle for quick identification.
- Black oxide tips prevent chipping of chrome to reduce possible contamination of work location.
- High performance alloy steel blades prevent corrosion and can be easily cleaned.



B219.015



## 5 PIECE BAHCOFIT MIXED SCREWDRIVER SET

### Two Component Handle with Black Oxide Tip

Product Code	Description
B219.015	5 Piece BAHCOFIT Screwdriver Set Slotted / Pozidriv®

#### Contents Include:

Product Code	Overall Length (Inches)	Blade Length (Inches)	Tip Width/Point Size
B191.030.075	6 ¾	3	⅛
B191.040.100	7 ¾	4	⅝ <sub>32</sub>
B190.055.125	9	5	⅞ <sub>32</sub>
B193.001.100	8	4	#1 PZ
B193.002.125	9 ½	5	#2 PZ

#### Features

- The two component handle is a patented design which is 75% rubber and with vertical grooves provides the perfect grip.
- Tip type symbol on the handle for quick identification.
- Black oxide tips prevent chipping of chrome to reduce possible contamination of work location.
- High performance alloy steel blades prevent corrosion and can be easily cleaned.



## 5 PIECE BAHCOFIT MIXED SCREWDRIVER SET

### Two Component Handle with Black Oxide Tip

Product Code	Description
B219.005	5 Piece BAHCOFIT Screwdriver Set Slotted / Phillips®

#### Contents Include:

Product Code	Overall Length (Inches)	Blade Length (Inches)	Tip Width/Point Size
B191.030.075	6 3/4	3	1/8
B191.040.100	7 3/4	4	5/32
B190.055.125	9	5	7/32
B192.001.100	8	4	#1 Phillips®
B192.002.125	9 1/2	5	#2 Phillips®

#### Features

- The two component handle is a patented design which is 75% rubber and with vertical grooves provides the perfect grip.
- Tip type symbol on the handle for quick identification.
- Black oxide tips prevent chipping of chrome to reduce possible contamination of work location.
- High performance alloy steel blades prevent corrosion and can be easily cleaned.



B219.005



## 4 PIECE BAHCOFIT MIXED SCREWDRIVER SET

### Two Component Handle with Black Oxide Tip

Product Code	Description
B219.004	4 Piece BAHCOFIT Screwdriver Set Slotted / Phillips®

#### Contents Include:

Product Code	Overall Length (Inches)	Blade Length (Inches)	Tip Width/Point Size
B191.030.100	7 3/4	4	1/8
B191.055.125	9	5	7/32
B192.001.100	8	4	#1 Phillips®
B192.002.125	9 1/2	5	#2 Phillips®

#### Features

- The two component handle is a patented design which is 75% rubber and with vertical grooves provides the perfect grip.
- Tip type symbol on the handle for quick identification.
- Black oxide tips prevent chipping of chrome to reduce possible contamination of work location.
- High performance alloy steel blades prevent corrosion and can be easily cleaned.



B219.004





B219.002



**2 PIECE BAHCOFIT MIXED SCREWDRIVERS**

**Two Component Handle with Black Oxide Tip**

Product Code	Description
B219.002	2 Piece BAHCOFIT Screwdriver Set Slotted / Phillips®

**Contents Include:**

Product Code	Overall Length (Inches)	Blade Length (Inches)	Tip Width (Inches)
B191.040.100	7 3/4	4	5/32
B192.001.100	8	4	#1 Phillips®

**Features**

- The two component handle is a patented design which is 75% rubber and with vertical grooves provides the perfect grip.
- Tip type symbol on the handle for quick identification.
- Black oxide tips prevent chipping of chrome to reduce possible contamination of work location.
- High performance alloy steel blades prevent corrosion and can be easily cleaned.



24008A



**12 PIECE COMBINATION SCREWDRIVER SET**

**Three Component Comfort Grip Handles**

Product Code	Description
24008A	12 Piece Combination Screwdriver Set

**Contents Include:**

Product Code	Overall Length (Inches)	Blade Length (Inches)	Tip Width / Point Size / TORX® Size
24203A	3 7/8	1 1/2	3/16
24205A	7 3/4	4	3/16
24217A	3 7/8	1 1/2	1/4
24219A	8 1/4	4	1/4
24229A	10 3/16	6	1/4
24237A	10 9/16	6	5/16
24249A	5 11/16	3	#1
24251A	3 7/8	1 1/2	#2
24253A	8 1/4	4	#2
24259A	10 9/16	6	#3
24265A	7 3/4	4	T15
24269A	8 1/4	4	T25

**Features**

- Contains 6 slotted, 4 Phillips® and 2 TORX® screwdrivers.
- 3 component handles provides a maximum comfort grip.
- Size is shown on blade and tip style is shown on handle for easy identification.
- Chrome blades prevent corrosion and can be easily cleaned.
- Sand blasted tip for greater screw-tip adherence and high resistance against corrosion.

WILLIAMS®



## 8 PIECE COMBINATION SCREWDRIVER SET

### Three Component Comfort Grip Handles

Product Code	Description
24006A	8 Piece Combination Screwdriver Set

#### Contents Include:

Product Code	Overall Length (Inches)	Blade Length (Inches)	Tip Width / Point Size
24205A	7 <sup>3</sup> / <sub>4</sub>	4	<sup>3</sup> / <sub>16</sub>
24217A	3 <sup>7</sup> / <sub>8</sub>	1 <sup>1</sup> / <sub>2</sub>	<sup>1</sup> / <sub>4</sub>
24219A	8 <sup>1</sup> / <sub>4</sub>	4	<sup>1</sup> / <sub>4</sub>
24237A	10 <sup>9</sup> / <sub>16</sub>	6	<sup>5</sup> / <sub>16</sub>
24241A	12 <sup>9</sup> / <sub>16</sub>	8	<sup>3</sup> / <sub>8</sub>
24249A	5 <sup>11</sup> / <sub>16</sub>	3	#1
24251A	3 <sup>7</sup> / <sub>8</sub>	1 <sup>1</sup> / <sub>2</sub>	#2
24253A	8 <sup>1</sup> / <sub>4</sub>	4	#2

#### Features

- Contains 5 slotted and 3 Phillips® screwdrivers.
- 3 component handles provides a maximum comfort grip.
- Size is shown on blade and tip style is shown on handle for easy identification.
- Chrome blades prevent corrosion and can be easily cleaned.
- Sand blasted tip for greater screw-tip adherence and high resistance against corrosion.



24006A

WILLIAMS®



## 6 PIECE SLOTTED TIP SCREWDRIVER SET

### Component Comfort Grip Handles

Product Code	Description
24004A	6 Piece Slotted Tip Screwdriver Set

#### Contents Include:


Product Code	Overall Length (Inches)	Blade Length (Inches)	Tip Width (Inches)
24203A	3 <sup>7</sup> / <sub>8</sub>	1 <sup>1</sup> / <sub>2</sub>	<sup>3</sup> / <sub>16</sub>
24205A	7 <sup>3</sup> / <sub>4</sub>	4	<sup>3</sup> / <sub>16</sub>
24217A	3 <sup>7</sup> / <sub>8</sub>	1 <sup>1</sup> / <sub>2</sub>	<sup>1</sup> / <sub>4</sub>
24219A	8 <sup>1</sup> / <sub>4</sub>	4	<sup>1</sup> / <sub>4</sub>
24237A	10 <sup>9</sup> / <sub>16</sub>	6	<sup>5</sup> / <sub>16</sub>
24241A	12 <sup>9</sup> / <sub>16</sub>	8	<sup>3</sup> / <sub>8</sub>

#### Features

- 3 component handles provides a maximum comfort grip.
- Size is shown on blade and tip style is shown on handle for easy identification.
- Chrome blades prevent corrosion and can be easily cleaned.
- Sand blasted tip for greater screw-tip adherence and high resistance against corrosion.



24004A



24002A



## 4 PIECE CABINET TIP SCREWDRIVER SET

### Three Component Comfort Grip Handles

Product Code	Description
24002A	4 Piece Cabinet Tip Screwdriver Set

### Contents Include:

Product Code	Overall Length (Inches)	Blade Length (Inches)	Tip Width (Inches)
24201A	6 11/16	4	1/8
24207A	6 13/16	3	3/16
24211A	9 3/4	6	3/16
24213A	13 11/16	10	3/16

### Features

- 3 component handles provides a maximum comfort grip.
- Size is shown on blade and tip style is shown on handle for easy identification.
- Chrome blades prevent corrosion and can be easily cleaned.
- Sand blasted tip for greater screw-tip adherence and high resistance against corrosion.



24012A



## 6 PIECE PHILLIPS® SCREWDRIVERS SET

### Three Component Comfort Grip Handles

Product Code	Description
24012A	6 Piece Phillips Screwdrivers Set

### Contents Include:

Product Code	Overall Length (Inches)	Blade Length (Inches)	Tip Width (Inches)
24247A	3 7/8	1 1/2	1
24249A	5 11/16	3	1
24251A	3 7/8	1 1/2	2
24253A	8 1/4	4	2
24257A	12 1/8	8	2
24259A	10 9/16	6	3

### Features

- 3 component handles provides a maximum comfort grip.
- Size is shown on blade and tip style is shown on handle for easy identification.
- Chrome blades prevent corrosion and can be easily cleaned.
- Sand blasted tip for greater screw-tip adherence and high resistance against corrosion.



24010A



## 6 PIECE TORX® SCREWDRIVER SET

### Three Component Comfort Grip Handles

Product Code	Description
24010A	6 Piece TORX® Screwdriver Set

### Contents Include:

Product Code	Overall Length (Inches)	Blade Length (Inches)	TORX® Size
24263A	7 1/4	4	T10
24265A	7 1/4	4	T15
24267A	7 3/4	4	T20
24269A	8 1/4	4	T25
24271A	8 1/4	4	T27
24273A	8 1/4	4	T30

### Features

- 3 component handles provides a maximum comfort grip.
- Size is shown on blade and tip style is shown on handle for easy identification.
- Chrome blades prevent corrosion and can be easily cleaned.
- Sand blasted tip for greater screw-tip adherence and high resistance against corrosion.



## MAGNETIC RATCHETING SCREWDRIVERS

### Comfort Grip Handle

Product Code	Description/ Handle Style	Overall Length (Inches)	Bits Included
808050	Standard Length	10	Yes *
808050L	Standard Length with LED Light	10	Yes *
808050P	Swivel Pistol Grip	10	Yes *
808050S	Stubby	4	No
808050TS	T-Handle Stubby	4	No

### Features

- \*Includes 6 bits: 2 slotted, #1 Phillips®, #2 Phillips®, PZ1, PZ2
- Ratchet is easily reversed no repositioning of the hand needed
- Bit Storage easy push button release
- Blade with magnetic 1/4" bit holder to hold the bits
- Two component oval handle with high friction surface provides comfort and increased torque
- Knurled blade for fast spinning of the fastener
- Easy bit storage in handle
- Pistol handle swivels and locks at 30° position for application of higher torque when necessary



## 18 PIECE STUBBY RATCHETING SCREWDRIVER SET

Product Code	Description
808050S-18	18 Piece Stubby Ratcheting Screwdriver Set

### Contents Include:

- Stubby ratchet Screwdriver
- 1/4" x 1/4" Socket Adaptor
- 1/4" sq x 1/4" hex bit holder 50 mm
- 1/4" sq x 1/4" sq Flexible Socket Adaptor 150 mm
- 1/4" x 1/4" Bit Adaptor
- 8 Pieces S2 zinc Phosphate Bits: PH1, PH2, PZ1, PZ2, T15, T20, SL 4 HEX 3
- 5 Piece 1/4" Sockets: 4,5,6,7,8 mm



808050S-18



## 22 PIECE STUBBY RATCHETING SCREWDRIVER SET

Product Code	Description
808050S-22	22 Piece Stubby Ratcheting Screwdriver Set

### Contents Include:

- Stubby ratchet Screwdriver
- 1/4" x 1/4" Socket Adaptor
- 1/4" sq x 1/4" hex bit holder 50 mm
- 1/4" sq x 1/4" sq Flexible Socket Adaptor 150 mm
- 1/4" x 1/4" Bit Adaptor
- 17 Pieces S2 zinc Phosphate Bits: PH1, PH2, PZ1, PZ2, T-10, T15, T20, T25, T-27, T-30, T-40, SL 4, SL 5, SL 5.5, SL 6.5, SL 1/4



808050S-22





WRS-1



## MAGNETIC RATCHETING SCREWDRIVER

### Comfort Grip Handle

Product Code	Overall Length (Inches)	Blade Length (Inches)
WRS-1	9	4



### Features

- Includes 5 bits: 2 slotted, #1 Phillips®, #2 Phillips®, and T-15 TORX®.
- Ergonomically designed handle for greater user comfort and control.
- Hi-impact plastic handle for durability and flexibility in all types of work applications.
- Heavy-duty 3-way On-Off-Locked ratcheting mechanism allows consistent and smooth operation.
- Powerful magnetic shank securely holds bit in place before, during and after the job application.
- Stainless steel shank eliminates problems of chrome chipping or rust.
- Easy bit storage in handle.
- Accepts all standard 1/4" hex shank bits.



WRST8

WRST1

WRST4



## T-HANDLE RATCHETING SCREWDRIVER

### Comfort Grip T-Handles

Product Code	Overall Length (Inches)	Blade Length (Inches)
WRST1	3 7/8	2
WRST4	5 13/16	3 7/8
WRST8	9 13/16	7 7/8



### Features

- Includes #2 Phillips® bit.
- Ergonomically designed T-Handle fits the palm and provides extra leverage.
- Hi-impact plastic handle for durability and flexibility in all types of work applications.
- Heavy-duty 3-way On-Off-Locked ratcheting mechanism allows consistent and smooth operation.
- Stainless steel shank eliminates problems of chrome chipping or rust.
- Accept all standard 1/4" hex shank bits.



BE-8577

808050A



## 1/4" HEX SHANK BIT HOLDERS

### 3-Component Handle

Product Code	Overall Length (Inches)	Bits Included
BE-8577	9 29/64	No
*808050A	10	PH1, Ph2, PZ1, PZ2, SL4.5, SL5.5
*808050TORX	10	T10, T15, T20, T25, T30, T40

### Features

- The three component ergonomically designed handle provides comfort and maximum grip even with oily hands
- Scientific 11-step ergonomic design optimizes correct hand position for quick turning and precision control
- Accepts all standard 1/4" hex shank bits
- \*Cartridge style bit holder in handle stores six bits



## BAHCOFIT MAGNETIC BIT HOLDER

### Two Component Handle with Black Oxide Tip

Product Code	Overall Length (Inches)	Blade Length (Inches)	Tip Size
B705.1/4.125	9	5	1/4"

#### Features

- The two component handle is a patented design which is 75% rubber and with vertical grooves provides the perfect grip.
- Tip type symbol on the handle for quick identification
- Black oxide tips prevent chipping of chrome to reduce possible contamination of work location.
- High performance alloy steel blades prevent corrosion and can be easily cleaned.



B705.1/4.125



## ERGO® SLOTTED SCREWDRIVERS WITH BOLSTER

### Three Component Handle with Black Oxide Tips and Bolster

Product Code	Overall Length (Inches)	Blade Length (Inches)	Tip Width (Inches)
BE-8158	9 3/4	5	7/32
BE-8160	9 3/4	5	5/16
BE-8159	10 3/4	6	1/4
BE-8260	11 3/4	7	5/16
BE-8865 **	13 1/2	7	5/16
BE-8870 **	13 1/2	7	3/8
BE-8880 **	14 1/2	8	1/2
BE-8890 **	14 1/2	8	9/16

\*\* Dual grip handle for two-handed operation provides extra torque when necessary

#### Features

- The three component ergonomically designed handle provides comfort and maximum grip even with oily hands.
- Color coded handles indicates tip type and show tip type symbol on bottom of handle for quick identification.
- Black oxide tips prevent chipping of chrome to reduce possible contamination at work location.
- Blades are equipped with bolster for use with wrench when extra torque is required.



BE-8880



BE-8150

## ERGO® SLOTTED SCREWDRIVERS

### Three Component Handle with Black Oxide Tips

Product Code	Overall Length (Inches)	Blade Length (Inches)	Tip Width (Inches)
BE-8150	8 3/4	4	7/32
BE-8144	8 3/4	4	1/4
BE-8155	9 3/4	5	1/4
BE-8256	10 3/4	6	5/16
BE-8250	10 3/4	6	7/32
BE-8255	10 3/4	6	1/4
BE-8257	11 3/4	7	5/16
BE-8258	14 1/2	8	3/8

### Features

- The three component ergonomically designed handle provides comfort and maximum grip even with oily hands.
- Color coded handles indicates tip type and show tip type symbol on bottom of handle for quick identification.
- Black oxide tips prevent chipping of chrome to reduce possible contamination at work location.



BE-8355

BE-8210

BE-8240

## ERGO® SLOTTED SCREWDRIVERS W/CABINET TIP

### ERGO® 3-Component Handle

Product Code	Overall Length (Inches)	Blade Length (Inches)	Tip Width (Inches)
BE-8330	3 1/4	1	9/64
BE-8340	3 1/4	1	5/32
BE-8350	3 1/4	1	7/32
BE-8355	3 1/4	1	1/4
BE-8360	3 1/4	1	5/16
BE-8450	4	1 3/4	5/32
BE-8455	4	1 3/4	1/4
BE-8010	6	2	3/32
BE-8020	6	2	1/8
BE-8020L	6	3	1/8
BE-8002	7	2 1/3	3/32
BE-8210	7	3	3/32
BE-8030	7 3/4	3	9/64
BE-8040	8 3/4	4	5/32
BE-8220	9	5	1/8
BE-8022	9 3/4	5	1/8
BE-8230	9 3/4	5	9/64
BE-8241	9 3/4	5	7/32
BE-8251	10 3/4	6	1/4
BE-8240	11 3/4	7	5/32
BE-8225	12 1/2	8	1/8
BE-8235	12 1/2	8	9/64

### Features

- The three component ergonomically designed handle provides comfort and maximum grip even with oily hands.
- Color coded handles indicate tip type and show tip type symbol on butt of handle for quick identification.
- Cabinet tip allows access to recessed screws.
- Black oxide tips prevent chipping of chrome to reduce possible contamination at work location.



## SLOTTED SCREWDRIVERS

### Premium Comfort Grip Handles and Blades

Product Code	Overall Length (Inches)	Blade Length (Inches)	Tip Width (Inches)
SDS-62	3 1/2	1 3/4	1/4
SDR-22	6 1/8	3	3/16
SDR-24	7 7/8	4	1/4
SDR-26	10 15/16	6	5/16
SDR-28	12 11/16	8	3/8
SDR-30	14 3/4	10	7/16
SDS-33	17 13/16	12	3/8

### Features

- Comfort-grip handle with thumb stop allow for added turning power without discomfort or slippage.
- Hi-polish chrome blades prevent corrosion and can be easily cleaned.
- Vapor-blasted tips grip fasteners and prevent chipping, extending tool life.
- Blades are made from special alloy steel for extra strength.
- \*SDS-33 features 3/8" heavy-duty square shank



SDR-24



## ELECTRICIAN'S SCREWDRIVERS W/THIN BLADE

### Premium Comfort Grip Handles and Blades

Product Code	Overall Length (Inches)	Blade Length (Inches)	Tip Width (Inches)
SDE-4	7 15/16	4	1/4
SDE-8	11 15/16	12	1/4
SDE-43	6 11/16	3	3/16
SDE-46	9 11/16	6	3/16
SDE-50	13 3/4	10	3/16
SDE-53	6 13/64	3	1/8

### Features

- Comfort-grip handle with thumb stop allow for added turning power without discomfort or slippage.
- Hi-polish chrome blades prevent corrosion and can be easily cleaned.
- Vapor-blasted tips grip fasteners and prevent chipping, extending tool life.
- Blades are made from special alloy steel for extra strength.



SDE-46



## BAHCOFIT SLOTTED SCREWDRIVERS

### Two Component Handle with Black Oxide Tip

Product Code	Overall Length (Inches)	Blade Length (Inches)	Tip Width (Inches)
B190.040.075	6 3/4	3	5/32
B190.040.100	7 3/4	4	5/32
B190.055.100	8	4	7/32
B190.055.125	9	5	7/32
B190.065.125	9 1/2	5	1/4
B190.065.150	10 1/2	6	1/4
B190.080.150	10 1/2	6	5/16
B190.080.175	11 1/2	7	5/16
B190.100.200	12 1/2	8	3/8
B190.120.250	14 1/2	10	1/2
B190.140.250	14 1/2	10	9/16
B195.040.025	3 1/2	1	5/32
B195.050.025	3 1/3	1	3/16
B195.060.025	3 1/2	1	1/4

### Features

- The two component handle is a patented design which is 75% rubber and with vertical grooves provides the perfect grip.
- Tip type symbol on the handle for quick identification
- Black oxide tips prevent chipping of chrome to reduce possible contamination of work location.
- High performance alloy steel blades prevent corrosion and can be easily cleaned.



B190.050.025

B195.050.025





B191.055.125



## BAHCOFIT ELECTRICIANS SCREWDRIVER

### Two Component Handle with Black Oxide Tip

Product Code	Overall Length (Inches)	Blade Length (Inches)	Tip Width (Inches)
B191.025.075	6 3/4	3	3/32
B191.030.075	6 3/4	3	1/8
B191.030.100	7 3/4	4	1/8
B191.030.200	11 3/4	8	1/8
B191.035.100	7 3/4	4	9/64
B191.040.100	7 3/4	4	5/32
B191.040.125	8 3/4	5	5/32
B191.040.250	13 3/4	10	5/32
B191.055.125	9	5	7/32
B191.055.150	10	6	7/32
B191.055.300	16	12	7/32
B191.065.150	10 1/2	6	1/4
B191.065.300	16 1/2	12	1/4

### Features

- The two component handle is a patented design which is 75% rubber and with vertical grooves provides the perfect grip.
- Tip type symbol on the handle for quick identification
- Black oxide tips prevent chipping of chrome to reduce possible contamination of work location.
- High performance alloy steel blades prevent corrosion and can be easily cleaned.



## SLOTTED SCREWDRIVERS

### Three Component Comfort Grip Handles

Product Code	Overall Length (Inches)	Blade Length (Inches)	Tip Width (Inches)
24203A	3 7/8	1 1/2	3/16
24205A	7 3/4	4	3/16
24209A	9 3/4	6	3/16
24215A	12 11/16	9	3/16
24217A	3 7/8	1 1/2	1/4
24219A	8 1/4	4	1/4
24229A	10 3/16	6	1/4
24237A	10 9/16	6	5/16
24239A	12 9/16	8	5/16
24241A	12 9/16	8	3/8
24243A	16 1/2	12	3/8

### Features

- 3 component handles provides a maximum comfort grip.
- Size is shown on blade and tip style is shown on handle for easy identification.
- Chrome blades prevent corrosion and can be easily cleaned.
- Sand blasted tip for greater screw-tip adherence and high resistance against corrosion.



## SLOTTED SCREWDRIVERS W/CABINET TIP

### Three Component Comfort Grip Handles

Product Code	Overall Length (Inches)	Blade Length (Inches)	Tip Width (Inches)
24201A	6 11/16	4	1/8
24207A	6 13/16	3	3/16
24211A	9 3/4	6	3/16
24213A	13 11/16	10	3/16

### Features

- 3 component handles provides a maximum comfort grip.
- Size is shown on blade and tip style is shown on handle for easy identification.
- Chrome blades prevent corrosion and can be easily cleaned.
- Sand blasted tip for greater screw-tip adherence and high resistance against corrosion.



24203A

24209A



24211A



ergo

## ERGO® PHILLIPS® SCREWDRIVERS WITH BOLSTER

Three Component Handle with Black Oxide Tips and Bolster

Product Code	Overall Length (Inches)	Blade Length (Inches)	Point Size
BE-8630	10 <sup>3</sup> / <sub>4</sub>	6	3
BE-8628	8 <sup>3</sup> / <sub>4</sub>	4	1
BE-8629	9 <sup>3</sup> / <sub>4</sub>	5	2
BE-8640**	14 <sup>1</sup> / <sub>4</sub>	8	4

\*\* Dual grip handle for two-handed operation provides extra torque when necessary

### Features

- The three component ergonomically designed handle provides comfort and maximum grip even with oily hands.
- Color coded handles indicates tip type and show tip type symbol on bottom of handle for quick identification.
- Black oxide tips prevent chipping of chrome to reduce possible contamination at work location.



ergo

## ERGO® PHILLIPS® SCREWDRIVERS

Three Component Handle with Black Oxide Tips

Product Code	Overall Length (Inches)	Blade Length (Inches)	Point Size
BE-8601	3	1	1
BE-8602	3	1	2
BE-8600	6 <sup>1</sup> / <sub>2</sub>	2 <sup>3</sup> / <sub>16</sub>	0
BE-8610	7 <sup>3</sup> / <sub>4</sub>	3	1
BE-8611	7 <sup>3</sup> / <sub>4</sub>	3	1
BE-8605	8 <sup>3</sup> / <sub>4</sub>	4	0
BE-8620	8 <sup>3</sup> / <sub>4</sub>	4	2
BE-8621	8 <sup>3</sup> / <sub>4</sub>	4	2
BE-8622	10 <sup>3</sup> / <sub>4</sub>	6	2
BE-8623	10 <sup>3</sup> / <sub>4</sub>	6	3
BE-8610L	12 <sup>3</sup> / <sub>4</sub>	8	1
BE-8620L	12 <sup>3</sup> / <sub>4</sub>	8	2
BE-8624	10 <sup>1</sup> / <sub>4</sub>	8	4



### Features

- The three component ergonomically designed handle provides comfort and maximum grip even with oily hands.
- Color coded handles indicates tip type and show tip type symbol on bottom of handle for quick identification.
- Black oxide tips prevent chipping of chrome to reduce possible contamination at work location.



SDP-2-4



## PHILLIPS® SCREWDRIVERS W/ROUND BLADES

### Premium Comfort Grip Handles and Blades

Product Code	Overall Length (Inches)	Blade Length (Inches)	Point Size
SDP-1-3	6 1/4	3	1
SDP-2-ST*	3 3/8	1 1/2	2
SDP-2-4	7 15/16	4	2
SDP-2-8*	12	8	2
SDP-3-6	10 1/2	6	3
SDP-4-6	10 3/4	6	4

\* Does not have Bolster



### Features

- Comfort-grip handle with thumb stop allow for added turning power without discomfort or slippage.
- Hi-polish chrome blades prevent corrosion and can be easily cleaned.
- Vapor-blasted tips grip fasteners and prevent chipping, extending tool life.
- Blades are made from special alloy steel for extra strength.



## BAHCOFIT PHILLIPS SCREWDRIVER

### Two Component Handle with Black Oxide Tip

Product Code	Overall Length (Inches)	Blade Length (Inches)	Point Size
B192.000.075	6 3/4	3	0
B192.000.200	11 3/4	8	0
B192.001.100	8	4	1
B192.001.250	14	10	1
B192.002.125	9 1/2	5	2
B192.002.300	16 1/2	12	2
B192.003.150	10 1/2	6	3
B192.004.200	12 1/2	8	4
B195.001.025	3 1/3	1	1
B195.002.025	3 1/3	1	2

### Features

- The two component handle is a patented design which is 75% rubber and with vertical grooves provides the perfect grip.
- Tip type symbol on the handle for quick identification.
- Black oxide tips prevent chipping of chrome to reduce possible contamination of work location.
- High performance alloy steel blades prevent corrosion and can be easily cleaned.



B192.001.100

B195.001.025



## PHILLIPS® SCREWDRIVERS

### Three Component Comfort Grip Handles

Product Code	Overall Length (Inches)	Blade Length (Inches)	Point Size
24247A	3 7/8	1 1/2	1
24249A	5 11/16	3	1
24251A	3 7/8	1 1/2	2
24253A	8 1/4	4	2
24255A	10 3/16	6	2
24257A	12 1/8	8	2
24259A	10 9/16	6	3

### Features

- 3 component handles provides a maximum comfort grip.
- Size is shown on blade and tip style is shown on handle for easy identification.
- Chrome blades prevent corrosion and can be easily cleaned.
- Sand blasted tip for greater screw-tip adherence and high resistance against corrosion.



24251A

24253A



## ERGO® POZIDRIV® SCREWDRIVERS

### Three Component Handle with Black Oxide Tips

Product Code	Overall Length (Inches)	Blade Length (Inches)	Point Size
BE-8802	3 ¼	1	2
BE-8800	7 ¼	2 ¼	0
BE-8810	7 ¾	3	1
BE-8820	8 ¾	4	2
BE-8821	8 ¾	4	2
BE-8823	10 ¾	6	3
BE-8810L	12 ½	4	1
BE-8820L	12 ½	4	2
BE-8824	14 ¼	4	4

### Features

- The three component ergonomically designed handle provides comfort and maximum grip even with oily hands.
- Color coded handles indicates tip type and show tip type symbol on bottom of handle for quick identification.
- Black oxide tips prevent chipping of chrome to reduce possible contamination at work location.



## BAHCOFIT POZIDRIV® SCREWDRIVER

### Two Component Handle with Black Oxide Tip

Product Code	Overall Length (Inches)	Blade Length (Inches)	Point Size
B193.000.075	6 ¾	3	# 0
B193.001.100	8	4	# 1
B193.002.125	9 ½	5	# 2
B193.003.150	10 ½	6	# 3
B193.004.200	12 ½	8	# 4
B195.901.025	3 ½	1	# 1
B195.902.025	3 ½	1	# 2

### Features

- The two component handle is a patented design which is 75% rubber and with vertical grooves provides the perfect grip.
- Tip type symbol on the handle for quick identification.
- Black oxide tips prevent chipping of chrome to reduce possible contamination of work location.
- High performance alloy steel blades prevent corrosion and can be easily cleaned.



## ERGO® TAMPER RESISTANT TORX® SCREWDRIVERS

### Three Component Handle with Black Oxide Tips

Product Code	Overall Length(Inches)	Blade Length (Inches)	TORX® Size
BE-7910	7 ¾	2 ¾	T10
BE-7915	7 ½	2 ¾	T15
BE-7920	8	3 ½	T20
BE-7925	8	3 ½	T25
BE-7927	8 ¾	4	T27
BE-7930	8 ¾	4	T30
BE-7940**	11 ¾	5 ½	T40

\*\* Dual grip handle for two-handed operation provides extra torque when necessary

### Features

- The three component ergonomically designed handle provides comfort and maximum grip even with oily hands.
- Color coded handles indicates tip type and show tip type symbol on bottom of handle for quick identification.
- Black oxide tips prevent chipping of chrome to reduce possible contamination at work location.



BE-8810



B193.001.100



BE-7915



BE-7940





B141.025.125

### Features

- The two component handle is a patented design which is 75% rubber and with vertical grooves provides the perfect grip.
- Tip type symbol on the handle for quick identification.
- Black oxide tips prevent chipping of chrome to reduce possible contamination of work location.
- High performance alloy steel blades prevent corrosion and can be easily cleaned.



## BAHCOFIT TAMPER RESISTANT TORX® SCREWDRIVER

### Two Component Handle with Black Oxide Tip

Product Code	Overall Length (Inches)	Blade Length (Inches)	TORX® Size
B141.007.075	6 ¾	3	T7
B141.008.075	6 ¾	3	T8
B141.009.075	6 ¾	3	T9
B141.010.075	6 ¾	3	T10
B141.015.100	7 ¾	4	T15
B141.020.100	7 ¾	4	T20
B141.025.125	9	5	T25
B141.027.125	9	5	T27
B141.030.150	10 ½	6	T30
B141.040.150	10 ½	6	T40



BE-8925

BE-8940

### Features

- The three component ergonomically designed handle provides comfort and maximum grip even with oily hands.
- Color coded handles indicates tip type and show tip type symbol on bottom of handle for quick identification.
- Black oxide tips prevent chipping of chrome to reduce possible contamination at work location.



## ERGO® TORX® SCREWDRIVERS

### Three Component Handle with Black Oxide Tips

Product Code	Overall Length (Inches)	Blade Length (Inches)	TORX® Size
BE-8904	6	3	4
BE-8905	6	3	5
BE-8906	6	2	T6
BE-8907	6 ¼	2 5/32	T7
BE-8908	6 ¾	2 ¾	T8
BE-8909	7 ¼	2 ¾	T9
BE-8910	7 ¾	2 ½	T10
BE-8915	7 ½	2 ¼	T15
BE-8920	8	3 ½	T20
BE-8925	8	3 ½	T25
BE-8927	8 ¾	4	T27
BE-8930	8 ¾	4	T30
BE-8940 **	11 ½	5	T40
BE-8945 **	11 ½	5	T45

\*\* Dual grip handle for two-handed operation provides extra torque when necessary



B194.010.075

### Features

- The two component handle is a patented design which is 75% rubber and with vertical grooves provides the perfect grip.
- Tip type symbol on the handle for quick identification.
- Black oxide tips prevent chipping of chrome to reduce possible contamination of work location.
- High performance alloy steel blades prevent corrosion and can be easily cleaned.



## BAHCOFIT TORX® SCREWDRIVER

### Two Component Handle with Black Oxide Tip

Product Code	Overall Length (Inches)	Blade Length (Inches)	TORX® Size
B194.004.075	6 ¾	3	T4
B194.005.075	6 ¾	3	T5
B194.006.075	6 ¾	3	T6
B194.007.075	6 ¾	3	T7
B194.008.075	6 ¾	3	T8
B194.009.075	6 ¾	3	T9
B194.010.075	6 ¾	3	T10
B194.015.100	7 ¾	4	T15
B194.020.100	7 ¾	4	T20
B194.025.125	9	5	T25
B194.027.125	9	5	T27
B194.030.150	10 ½	6	T30
B194.040.150	10 ½	6	T40
B194.045.150	10 ½	6	T45



## TORX® SCREWDRIVERS

### Three Component Comfort Grip Handles

Product Code	Overall Length (Inches)	Blade Length (Inches)	TORX® Size
24263A	7 3/4	4	T10
24265A	7 3/4	4	T15
24267A	7 3/4	4	T20
24269A	8 1/4	4	T25
24271A	8 1/4	4	T27
24273A	8 1/4	4	T30

### Features

- 3 component handles provides a maximum comfort grip.
- Size is shown on blade and tip style is shown on handle for easy identification.
- Chrome blades prevent corrosion and can be easily cleaned.
- Sand blasted tip for greater screw-tip adherence and high resistance against corrosion



## ERGO® ROBERTSON® SCREWDRIVERS

### Three Component Handle with Black Oxide Tips For Square Recess Screws

Product Code	Overall Length (Inches)	Blade Length (Inches)	Tip Size (For Screw Sizes)
BE-9001	8	3 1/8	1 (5, 6, 7)
BE-9002	8	3 1/8	2 (8, 9, 10)
BE-9003	8 3/4	4	3 (12, 14)

### Features

- The three component ergonomically designed handle provides comfort and maximum grip even with oily hands.
- Color coded handles indicates tip type and show tip type symbol on bottom of handle for quick identification.
- Black oxide tips prevent chipping of chrome to reduce possible contamination at work location.



## BAHCOFIT ROBERTSON® SCREWDRIVER

### Two Component Handle with Black Oxide Tip

Product Code	Overall Length (Inches)	Blade Length (Inches)	Tip Size
B144.001.100	7 3/4	4	1
B144.002.125	9	5	2
B144.003.150	10 1/2	6	3

### Features

- The two component handle is a patented design which is 75% rubber and with vertical grooves provides the perfect grip.
- Tip type symbol on the handle for quick identification.
- Black oxide tips prevent chipping of chrome to reduce possible contamination of work location.
- High performance alloy steel blades prevent corrosion and can be easily cleaned.



## OFFSET SCREWDRIVERS

### Cushion Grip Handle

Product Code	Overall Length (Inches)	Tip/Width
24101	4	Slotted 3/16 x PH1
24102	4	Slotted 1/4 x PH2
24103	6	Slotted 5/16 x PH3
24104	4	Phillips® # 1 x # 2
24105	8	Phillips® # 3 x # 4



24269A



BE-9002



B144.001.100



24101

### Features

- Blades are made from special alloy steel for extra strength
- One piece tool steel construction
- Tips are 90 degree angled





## BAHCOFIT BALL END HEX SCREWDRIVER

### Two Component Handle with Black Oxide Tip

Product Code	Overall Length (Inches)	Blade Length (Inches)	Ball Hex Size (mm)
B143.020.100	7 ¾	4	2
B143.025.100	7 ¾	4	2.5
B143.030.100	7 ¾	4	3
B143.040.100	7 ¾	4	4
B143.050.100	8	4	5
B143.060.125	9 ½	5	6
B143.080.150	10 ½	6	8



B143.030.100

### Features

- The two component handle is a patented design which is 75% rubber and with vertical grooves provides the perfect grip.
- Tip type symbol on the handle for quick identification.
- Black oxide tips prevent chipping of chrome to reduce possible contamination of work location.
- High performance alloy steel blades prevent corrosion and can be easily cleaned.



## BAHCOFIT NUTDRIVERS

### Two Component Handle with Black Oxide Tip

Product Code	Overall Length (Inches)	Blade Length (Inches)	Size (mm)
B198.040.125	8 ¾	5	4
B198.045.125	8 ¾	5	4.5
B198.050.150	9 ¾	6	5
B198.055.150	9 ¾	6	5.5
B198.060.150	9 ¾	6	6
B198.060.150F	9 ¾	6	6
B198.070.150	10 ½	6	7
B198.070.150F	10 ½	6	7
B198.080.150	10 ½	6	8
B198.080.150F	10 ½	6	8
B198.090.150	10 ½	6	9
B198.100.150	10 ½	6	10
B198.110.150	10 ½	6	11
B198.120.150	10 ½	6	12
B198.130.150	10 ½	6	13
B198.140.150	10 ½	6	14



B198.050.150

### Features

- The two component handle is a patented design which is 75% rubber and with vertical grooves provides the perfect grip.
- Tip type symbol on the handle for quick identification.
- Black oxide tips prevent chipping of chrome to reduce possible contamination of work location.
- High performance alloy steel blades prevent corrosion and can be easily cleaned.



M781



## MAGNETIZER/DEMAGNETIZER

### Quick-Release, Narrow Head Design

Product Code	Description
M781	Magnetizer/Demagnetizer

### Features

- Easier to drive and retrieve screws after magnetizing.
- Use the demagnetizer to make drivers and other tools safe around electronics.

WILLIAMS®

**NUTDRIVERS, SAE****Cushion Grip Handle**

Product Code	Overall Length (Inches)	Blade Length (Inches)	Size (Inches)
24401	7	3	3/16
24403	7	3	1/4
24405	7	3	5/16
24407	7	3	11/32
24409	7	3	3/8
24411	7	3	7/16
24413	7	3	1/2

**24050 7 Piece Nutdriver Set in Carrying Caddy**  
**Contents Include:**

Product Code	Size (Inches)	Product Code	Size (Inches)
24401	3/16	24409	3/8
24403	1/4	24411	7/16
24405	5/16	24413	1/2
24407	11/32		



24050

**Features**

- Hollow shaft accommodates long bolts or studs.
- Precision machined socket end.
- Cushion grip handle for comfort.
- Size imprinted on color coded ends for easy identification.

WILLIAMS®

**LONG SHAFT NUTDRIVERS, MM****Cushion Grip Handle**

Product Code	Overall Length (Inches)	Blade Length (Inches)	Size (mm)
24451	9	5	4
24452	9	5	5
24453	9	5	5.5
24454	9	5	6
24455	9	5	7
24456	9	5	8
24457	9	5	9
24458	9	5	10
24459	9	5	11
24460	9	5	12
24461	9	5	13
24462	9	5	14

**24061 12 Piece Nutdriver Set in Plastic Tray**  
**Contents Include:**

Product Code	Size (mm)	Product Code	Size (mm)	Product Code	Size (mm)
24451	4	24455	7	24459	11
24452	5	24456	8	24460	12
24453	5.5	24457	9	24461	13
24454	6	24458	10	24462	14



24061

WILLIAMS®

**LONG SHAFT NUTDRIVERS, SAE****Cushion Grip Handle**

Product Code	Overall Length (Inches)	Blade Length (Inches)	Size (Inches)
24415	9	5	3/16
24416	9	5	1/4
24417	9	5	5/16
24418	9	5	11/32
24419	9	5	3/8
24420	9	5	7/16
24421	9	5	1/2
24422	9	5	9/16
24423	9	5	5/8

**24051 9 Piece Nutdriver Set in Plastic Tray**  
**Contents Include:**

Product Code	Size (Inches)	Product Code	Size (Inches)	Product Code	Size (Inches)
24415	3/16	24418	11/32	24421	1/2
24416	1/4	24419	3/8	24422	9/16
24417	5/16	24420	7/16	24423	5/8



24051

**Features**

- Solid shaft accommodates long bolts or studs.
- Precision machined socket end.
- Cushion grip handle for comfort.
- Size imprinted on color coded ends for easy identification.







24900

### Features

- S2 material for higher torque, optimum durability and performance.
- All parts are engineered and produced according to ANSI standard.
- The set also includes a magnetic bit holder allowing for quick change of driving bits.
- Folding case design is compact and robust with pivoting dual bit holders that allow for easy and quick access to the accessories
- Industrial case is made from a highly durable, plastic material



## 72 PIECE BIT SET

Product Code	Description
24900	72 Piece Bit Set

### Contents Include:

#### Hex

Product Code	Size	Length
24914	1/4	1"
24912	3/16	1"
24915	5/16	1"
24911	5/32	1"
24913	7/32	1"

#### Phillips

Product Code	Size	Length
24918	1	1"
24931	2	1"
24901	3	1"
24927	1	2"
24916	2	2"
24928	3	2"

#### Pozidriv

Product Code	Size	Length
24932	2	1"
24902	3	1"
24917	2	2"
24929	3	2"

#### Square

Product Code	Size	Length
24907	2	1"
24908	3	1"
24930	2	2"

#### Slotted Tip

Product Code	Size	Length
24903	6-8	1"
24904	8-10	1"
24905	10-12	1"
24906	12-14	1"
24936	8-10	2"
24937	10-12	2"
24938	12-14	2"

#### TORX®

Product Code	Size	Length
24919	7	1"
24920	8	1"
24921	10	1"
24922	15	1"
24923	20	1"
24924	25	1"
24925	27	1"
24909	30	1"
24926	30	1"
24910	40	1"
24933	15	2"
24934	20	2"
24935	25	2"

#### Nut Driver

Product Code	Size	Length
24941	1/4	1"
24944	1 1/32	1"
24940	3/16	1"
24945	3/8	1"
24943	5/16	1"
24939	5/32	1"
24946	7/16	1"
24942	9/32	1"

#### Hex Magnetic Holder

Product Code	Description
24947	Hex Magnetic Holder



## 1/4" HEX BIT SETS IN PLASTIC STORAGE CASES

Product Code	Description
59S/31-1	31 Piece Bit in Plastic Case

### Contents Include (quantity)

#1 Phillips®	#3 Pozidriv®	T-10 TORX®	T-30 TORX®	KM653-QR - Magnetic Quick Release bit holder
#2 Phillips® (3)	Drywall	T-15 TORX® (3)	3MM Hex	
#3 Phillips®	1/8" Slotted	T-20 TORX® (3)	4MM Hex	
#1 Pozidriv®	1 1/64" Slotted	T-25 TORX® (2)	5MM Hex	
#2 Pozidriv® (3)	7/32" Slotted	T-27 TORX®	6MM Hex	



59S/31-1



## 1/4" HEX BIT SET IN PLASTIC STORAGE CASE

### Two Component Handle with Black Oxide Tip

Product Code	Contents Include
59S/31B	Slotted, Phillips®, Pozidriv®, TORX® Hexagon Screw, bit holder and socket adapter 1/4"



59S/31B



B147.001.400

## BAHCOFIT FLEXIBLE MAGNETIC PULLER

### Two Component Handle with Black Oxide Tip

Product Code	Overall Length (Inches)	Blade Length (Inches)	Size (Inches)
B147.001.400	20	16	3/8
B147.003.400	20 1/2	16	1/2



## BAHCOFIT SCRATCH AWL

### Two Component Handle with Black Oxide Tip

Product Code	Overall Length (Inches)	Blade Length (Inches)	Tip Size
B145.006.100	8	4	1/4
B195.006.050	4 1/2	2	1/4
BE-8986	8	2 1/4	1/4



B145.006.100

B195.006.050



## BAHCOFIT REAMER

### Two Component Handle with Black Oxide Tip

Product Code	Overall Length (Inches)	Blade Length (Inches)	Tip Size
B146.006.100	8	4	1/4

### Features

- The two component handle is a patented design which is 75% rubber and with vertical grooves provides the perfect grip.
- Tip type symbol on the handle for quick identification
- Black oxide tips prevent chipping of chrome to reduce possible contamination of work location.
- High performance alloy steel blades prevent corrosion and can be easily cleaned.



BE-8986



B146.006.100



# PLIERS, CLAMPS AND PIPE TOOLS

Snap-on Industrial Brands have a wide range of pliers and cutters for every use - from small, convenient electronic cutters and durable, high-precision gripping pliers to sturdy cutters and heavy duty slip-joint pliers. This extensive range meets all high-quality demands in terms of materials, manufacturing processes, ergonomics and safety.



Sets	450
Linesman's	455
Diagonal Cutting	457
Long Nose	460
Electrical	464
Locking	467
Retaining Ring	470
C-Clamps	473
Pipe Wrenches	476
Pipe Tools	478





### 17 PIECE COMBINATION PLIER SET

Product Code	Description
PLS-17	17 Piece Combination Plier Set

**Contents Include:**

Product Code	Description	Handle Type
23102	8" Slip Joint	Double Dipped Plastic Handles
23105	9 3/4" Groove Joint	Double Dipped Plastic Handles
23107	15 3/4" Groove Joint	Double Dipped Plastic Handles
23407	7" Heavy Duty Diagonal Cutting	Double Dipped Plastic Handles
23409	6 1/4" Bent Nose	Double Dipped Plastic Handles
23411	8" long nose	Double Dipped Plastic Handles
23503	8 1/4" Multi-Purpose Wire Cutter	Double Dipped Plastic Handles with Curved Wire Cutter
23542	5 1/2" Mini Wire Cutter	Double Dipped Plastic Handles with Curved Wire Cutter
23603	9" Heavy Duty Linesman	Double Dipped Plastic and Bi-Mold Comfort Grip Handles
2628G-180	7" Ergo Side Cutting Combination	Ergonomically Designed Handles
2971G-250	10" Water Pump	Double Dipped Plastic Handles
2979D-180	7" Nut Gripping	Heavy Duty Design with PVC Grips
PL-146C	6 1/2" Duck Bill	Double Dipped Plastic Handles
PL-167	7 1/2" End Cutting	Double Dipped Plastic Handles
PL-211BC	11" Bent Nose	Double Dipped Plastic Handles
PL-211C	11" Long Reach Chain Nose	Double Dipped Plastic Handles
PL-411C	11" Extra Long Diagonal	Double Dipped Plastic Handles

**Features**

- Combines Bahco and Williams most popular pliers in a single set.
- Double-dipped plastic handle grips are comfortable yet durable.
- ergo handles provide maximum gripping comfort



PLS-17



### 6 PIECE GENERAL SERVICE PLIERS SET

**Double-Dipped Plastic Handles**

Product Code	Description
PLS-6A	6 Piece General Service Pliers Set

**Contents Include:**

Product Code	Description
PL-1519C	5" utility superjoint
PL-1520C	10" utility superjoint
PL-46C	6" diagonal cutting
PL-76C	6 1/2" chain nose side cutters
2628G-160	7" side cutting
23503	8 1/4" front-end stripper

**Features**

- Combines Williams' most popular pliers in to a single set.
- 6 piece set packaged in a pouch.



PLS-6A







23054



## 4 PIECE COMBINATION PLIERS SET

### Double-Dipped Plastic Handles

Product Code	Description
23054	4 Piece Combination Pliers Set

### Contents Include:

Product Code	Description
23106	11 3/4" groove joint pliers
23403	8" linesman pliers
23407	7" heavy-duty diagonal cutting pliers
23411	8" long nose pliers

### Features

- Double-dipped plastic handle grips are comfortable yet durable.
- Jaws are polished with rust-protective coating.
- Packaged in a bag.



23052



## 4 PIECE COMBINATION PLIERS SET

### Double-Dipped Plastic Handles

Product Code	Description
23052	4 Piece Combination Pliers Set

### Contents Include:

Product Code	Description
23102	8" slip joint pliers
23105	9 3/4" groove joint pliers
23407	7" heavy-duty diagonal cutting pliers
23411	8" long nose pliers

### Features

- Double-dipped plastic handle grips are comfortable yet durable.
- Jaws are polished with rust-protective coating.
- Packaged in a bag.



## 3 PIECE ALLIGATOR PLIER SET

### Double Dipped Plastic Handles

Product Code	Description
23053	4 Piece Alligator Plier Set

### Contents Include:

Product Code	Description
222D	6"
223D	7 1/2"
224D	9 1/2"

### Features

- Double-dipped plastic handle grips are comfortable yet durable.
- Jaws are polished with rust-protective coating.
- Packaged in a bag.



23053



### BAHCO BIG-MOUTH ERGO® ADJUSTABLE JOINT PLIERS

#### True Ergonomic Handles with Bi-Molded Grips

Product Code	Overall Length (Inches)	Maximum Jaw Opening (Inches)	Tip Width (Inches)
8231	9	2	3/8

#### Features

- 12" capacity in an 8" pliers!
- One-button setting provides fast and secure jaw width changes with a single touch of the thumb.
- Comfortable ergonomic two-component handles which combines durability and a secure non-slip grip.
- Hardened jaws and teeth for exceptionally tough gripping surface.
- Wide, deep opening jaws have flat and pipe grip jaw so one pair of pliers can be used for more jobs.



8231



### ERGO® ADJUSTABLE JOINT PLIERS

#### True Ergonomic Handles with Bi-Molded Grips

Product Code	Overall Length (Inches)	Maximum Jaw Opening (Inches)	Tip Width (Inches)
8223	8	1 1/2	9/32
8224	10	1 3/4	5/16
8225	12	2 5/32	3/8
8226	16	3	7/16

#### Features

- Comfortable ergonomic two-component handles which combines durability and a secure non-slip grip.
- Hardened jaws and teeth for exceptionally tough gripping surface.
- One-button setting provides fast and secure jaw width changes with a single touch of the thumb.
- Wide, deep opening jaws have flat and pipe grip jaw so one pair of pliers can be used for more jobs.



8224



### ALLIGATOR PLIERS

#### Double-Dipped Plastic Handles

Product Code	Overall Length (Inches)	Maximum Jaw Opening (Inches)
221D	4 1/2	1 1/16
222D	6	1 5/16
223D	7 1/2	1 1/4
224D	9 1/2	1 3/4
225D	12	2 1/4

#### Features

- Double-dipped plastic handle grips are comfortable yet durable.
- Jaws are phosphate finish for rust protection.
- Parallel jaw grip in all positions to maximum opening.



223D





PL-1524C



## UTILITY SUPERJOINT PLIERS

### Double-Dipped Plastic Handles

Features	Overall Length (Inches)	Maximum Opening (Inches)	Tip Width (Inches)
PL-1519C	5	1/2	3/16
PL-1520C	10	1 1/2	5/16
PL-1523C	12	2 5/8	1/2
PL-1524C	16	4	1/2

### Features

- Multiple parallel jaw positions are locked in to proper groove for superior non-slip performance.
- Serrated jaws for maximum gripping power.
- Polished heads resist rust and corrosion, extending the tool life.



23104



## GROOVE JOINT PLIERS

### Double-Dipped Plastic Handles

Product Code	Overall Length (Inches)	Maximum Jaw Opening (Inches)
23104	7	3/4
23105	9 3/4	1 7/8
23106	11 3/4	2 1/4
23107	16	4 3/4

### Features

- Double-dipped plastic handle grips are comfortable yet durable.
- Jaws are phosphate finish for rust protection.
- Parallel jaw grip in all positions to maximum opening.



## ERGO® SIDE CUTTING COMBINATION PLIERS

### Ergonomically Designed Handles with Bi-Molded Grips and On/Off Return Spring

Product Code	Overall Length (Inches)	Jaw Length (Inches)	Maximum Cutting Capacity (Inches)
2628G-160	6 1/4	1 5/16	1/16 Hard Steel
2628G-180	7	1 7/16	5/64 Hard Steel
2628G-200	8	1 1/2	7/64 Hard Steel

### Features

- ERGO® handles provide maximum gripping comfort.
- On/off return spring for higher comfort and higher frequency cutting may be turned off when tool is kept in belt or pocket.
- High-leverage joint placement to reduce the cutting force. Joint design ensures a smooth joint action.
- Heavy-duty design - high performance tool steel construction adds extra strength.
- Comfortable ergonomic two-component handles which combines durability and a secure non-slip grip.



2628G



## UNIVERSAL PLIERS WRENCHES

### With Comfort Grip

Product Code	Overall Length (Inches)	Maximum Jaw Opening (Inches)	Pipe Maximum Diameter (Inches)
140	8 7/16	1 3/16	3/4
141	11	1 3/8	1
142	14 1/2	2 1/16	1 1/2
143	21 7/8	3 1/16	2 1/2
144	28 3/8	4 3/8	3 1/2
147	41 3/4	6 5/16	5

### Features

- Black oxide and anti-rust treated high alloy steel provide long life and durability.
- Precision induction hardened jaws are designed with inwardly angled aggressive teeth.
- Outer part of jaw is large toothed and used for maximum grip on large diameter pipes.
- Inner part of jaw is fine toothed and used for maximum grip on small diameter pipes.
- Commonly called a "Swedish Pipe Wrench", the small head makes them ideal for working in confined areas.



142



7224



2971G-250



## WATER PUMP PLIERS

### Double-Dipped Plastic Handles

Product Code	Overall Length (Inches)	Jaw Length (Inches)	Tip Width (Inches)	Description
7223	8	1 1/2"	1/2	Quick adjust water pump pliers
7224	10	2	5/8"	Quick adjust water pump plier
7225	12	2 5/8"	7/8"	Quick adjust water pump pliers
2971G-250	10	1 1/2"	1/2	Water pump plier

### Features

- Fast adjustment and memory retention of jaw opening.
- Slim jaws shaped for nuts and pipes.



## COMBINATION SLIP-JOINT PLIERS

### Double-Dipped Plastic Handles

Product Code	Overall Length (Inches)	Jaw Length (Inches)	Tip Width (Inches)
PL-8C	6	1 5/32	3/8
PL-8C	8	1 13/32	3/8
PL-10C	10	1 13/32	1/2

### Features

- Multiple parallel jaw positions are locked in to proper groove for superior non-slip performance.
- Serrated jaws for maximum gripping power.
- Polished heads resist rust and corrosion, extending the tool life.
- Shear type wire cutter extends tool use.



PL-8C



## COMBINATION SLIP-JOINT PLIERS

### Double-Dipped Plastic Handles

Product Code	Overall Length (Inches)
23101	6 1/4
23102	8
23103	9 3/4

### Features

- Double-dipped plastic handle grips are comfortable yet durable.
- Jaws are polished with rust-protective coating.
- 2 position joint allows wide range of grip.
- Shear type wire cutter extends tool use.



23101







## NUT GRIPPING PLIERS

### Heavy-Duty Design with PVC Grips

Product Code	Overall Length (Inches)	Jaw Length (Inches)	Tip Width (Inches)
2979D-180	7	1/2	7/16

#### Features

- Conical jaws with teeth facing inward provide maximum gripping power.
- Heavy-duty design combined with high performance tool steel construction adds extra strength.



2979D



## INDUSTRIAL GRADE LINESMAN'S PLIERS

### Double-Dipped Plastic Handles

Product Code	Description	Overall Length (Inches)	Jaw Length (Inches)
PL-204C	Electrician's	7	1/2
PL-205C	Electrician's	8 1/2	17/32
PL-209X	New England	9 1/2	3/4



#### Features

- Designed for wiring, electrical equipment installation and maintenance for utility linemen.
- Polished faces look good and resist corrosion.
- Induction hardened cutting edges stay sharp longer.
- Diamond serrated jaws provide solid grip on wire.
- Double-dipped plastic handle grips are comfortable yet durable.



PL-204C



PL-209X



## INDUSTRIAL GRADE LINESMAN'S PLIERS


### Supplied Without Grips

Product Code	Description	Overall Length (Inches)	Jaw Length (Inches)
PL-208	Linesman's	8 1/2	17/32
PL-209	New England	9 1/2	3/4



#### Features

- Designed for wiring, electrical equipment installation and maintenance for utility linemen.
- Polished heads resist rust and corrosion, extending the tool life.
- Induction hardened cutting edges stay sharp longer.
- Diamond serrated jaws provide solid grip on wire.
- Supplied without grips - handles are bare steel.



PL-208



PL-209



## HEAVY-DUTY PIANO WIRE CUTTING LINESMAN'S PLIERS

### Double-Dipped Plastic and Bi-Mold Comfort Grip Handles

Product Code	Overall Length (Inches)	Handle Style	Maximum Cutting Capacity (Inches)
23603	9	Double-Dipped	$\frac{3}{32}$ Piano Wire

#### Features

- Specially heat-treated for cutting piano wire and other hard wire.
- High leverage jaws for increase cutting power.
- Cross-cut teeth for extra gripping power.
- Induction hardened and precisely ground cutting edges stay sharp longer.



23603



## STANDARD LINESMAN'S PLIERS

### Double-Dipped Plastic Handles

Product Code	Overall Length (Inches)	Jaw Length (Inches)
23402	7	$\frac{1}{2}$
23403	8	$\frac{17}{32}$

#### Features

- High leverage jaws for increase cutting power.
- Cross-cut teeth for extra gripping power.
- Induction hardened and precisely ground cutting edges stay sharp longer.



23402



## HEAVY DUTY ERGO® SIDE CUTTING PLIERS

Product Code	Overall Length (Inches)	Jaw Length (Inches)	Maximum Cutting Capacity (Inches)
21HDG-140	5 1/2	5/8	5/64 Piano Wire
21HDG-160	6 1/4	3/4	3/32 Piano Wire
21HDG-180	7	13/16	1/8 Piano Wire
21HDG-200	7 3/4	13/16	1/8 Piano Wire



21HDG-140



### Features

- Heavy duty cutting edge provides a sturdy cut all over the blade.
- Reinforced metal frame has been designed to withstand extreme conditions and hold up extra hard wires.
- Comfortable ergonomic two-component handles which combines durability and a secure non-slip grip.
- Extra wide handle two-component material reduces stress and strain, and to increase comfort
- Lacquer finish protects against rust.
- High Frequency hardened cutting edges hold their precision-sharpened cutting surfaces.



## HEAVY DUTY ERGO® ANGLED SIDE CUTTING PLIERS

Product Code	Overall Length (Inches)	Jaw Length (Inches)	Maximum Cutting Capacity (Inches)
21HDG-140A	5 1/2	5/8	5/64 Piano Wire
21HDG-160A	6 1/4	3/4	3/32 Piano Wire
21HDG-180A	7	13/16	1/8 Piano Wire
21HDG-200A	7 3/4	13/16	1/8 Piano Wire



21HDG-140A



### Features

- Heavy duty cutting edge provides a sturdy cut all over the blade.
- Reinforced metal frame has been designed to withstand extreme conditions and hold up extra hard wires.
- Angled at 14 degree to enhance accessibility
- Perfect for Nail cutting
- Comfortable ergonomic two-component handles which combines durability and a secure non-slip grip.
- Extra wide handle two-component material reduces stress and strain, and to increase comfort
- Lacquer finish protects against rust.
- High Frequency hardened cutting edges hold their precision-sharpened cutting surfaces.



## ERGO® DIAGONAL CUTTING PLIERS

### Piano Wire Cutting and True Ergonomic Handles with Bi-Molded Grips

Product Code	Overall Length (Inches)	Jaw Length (Inches)	Maximum Cutting Capacity (Inches)
2101G-125	4 7/8	9/16	1/16 Piano Wire
2101G-140	5 1/2	5/8	1/16 Piano Wire
2101G-160	6 1/4	3/4	5/64 Piano Wire
2101G-180	7	13/16	3/32 Piano Wire



2101G



### Features

- Comfortable ergonomic two-component handles which combines durability and a secure non-slip grip.
- Extra wide handle two-component material reduces stress and strain, and to increase comfort.
- Lacquer finish protects against rust.
- High frequency hardened cutting edges hold their precision-sharpened cutting surfaces.



## HIGH LEVERAGE DIAGONAL CUTTING PLIERS

### Double-Dipped Plastic Handles

Product Code	Description	Overall Length (Inches)	Cutting Blade Length (Inches)
PL-57C	High Leverage Head	7 1/4	15/16
PL-411C	Extra Long Handle, Offset Head	11	1

#### Features

- Handles are designed to cut wire with ease.
- Polished heads resist rust and corrosion, extending the tool life.
- Induction hardened cutting edges.



PL-57C

PL-411C



## INDUSTRIAL GRADE DIAGONAL CUTTING PLIERS

### Double-Dipped Plastic Handles

Product Code	Overall Length (Inches)	Cutting Blade Length (Inches)
PL-44C	4	17/32
PL-45C	5	11/16
PL-46C	6	3/4
PL-47C	7	11/16

#### Features

- Handles are designed to cut wire with ease.
- Polished heads resist rust and corrosion, extending the tool life.
- Induction hardened cutting edges.
- Regular flush cutters are used for cutting hard wire.



PL-46C



## FLUSH CUT DIAGONAL CUTTING PLIERS WITH SPRING

### Double-Dipped Plastic Handles

Product Code	Overall Length (Inches)	Cutting Blade Length (Inches)
PLM-1CS	4 1/4	17/32
PL-40CS	5	11/16

#### Features

- Handles are designed to cut wire with ease
- Polished heads resist rust and corrosion, extending the tool life
- Induction hardened cutting edges
- Flush cutters are used for close cutting of medium wire



PL-40CS



## ERGO® SIDE CUTTING PLIERS FOR PLASTIC

### True Ergonomic Handles with Bi-Molded Grips

Product Code	Overall Length (Inches)	Jaw Length	Maximum Cutting Capacity
2101PG-180	6 1/4	3/4	1 1/2

#### Features

- Full flush cutting edge without beveling which is designed to smoothly cut all kinds of plastic parts such as the flash of plastic components
- Suitable for bridle cutting
- Comfortable ergonomic two-component handles which combines durability and a secure non-slip grip.
- Extra wide handle two-component material reduces stress and strain, and to increase comfort
- Lacquer finish protects against rust.
- High Frequency hardened cutting edges hold their precision-sharpened cutting surfaces.



2101PG-180







PL-48C



## PLASTIC CUTTING DIAGONAL PLIERS

### Double-Dipped Plastic Handles

Product Code	Overall Length (Inches)	Cutting Blade Length (Inches)
PL-48C	6 <sup>3</sup> / <sub>8</sub>	<sup>7</sup> / <sub>8</sub>
PL-49C	7 <sup>1</sup> / <sub>2</sub>	1 <sup>1</sup> / <sub>8</sub>

### Features

- Polished heads resist rust and corrosion, extending the tool life.
- Induction hardened cutting edges.



23407



## HEAVY-DUTY DIAGONAL CUTTING PLIERS

### Double-Dipped Plastic Handles

Product Code	Overall Length (Inches)
23406	6 <sup>1</sup> / <sub>4</sub>
23407	7

### Features

- Jaws are polished with rust-protective coating.
- Wider, high leverage jaws for increased cutting power.
- Double-dipped plastic handle grips are comfortable yet durable.
- Induction hardened and precisely ground cutting edges stay sharp longer.



23404



## STANDARD DIAGONAL CUTTING PLIERS

### Double-Dipped Plastic Handles

Product Code	Overall Length (Inches)
23404	5 <sup>1</sup> / <sub>2</sub>
23405	6 <sup>1</sup> / <sub>4</sub>

### Features

- Jaws are polished with rust-protective coating.
- Double-dipped plastic handle grips are comfortable yet durable.
- Induction hardened and precisely ground cutting edges stay sharp longer.



PL-167



## END CUTTING NIPPERS

### Double-Dipped Plastic Handles

Product Code	Overall Length (Inches)	Cutting Blade Length (Inches)
PLM-2C	4 <sup>1</sup> / <sub>2</sub>	<sup>15</sup> / <sub>32</sub>
PL-167	7 <sup>1</sup> / <sub>2</sub>	<sup>13</sup> / <sub>16</sub>
527D-160	6 <sup>1</sup> / <sub>4</sub>	<sup>1</sup> / <sub>4</sub>

### Features

- Ideal for cutting wire or nails that are close to the work.
- Polished heads resist rust and corrosion, extending the tool life.
- The wide throat clearance, width of blades and angles of the cutting edges along with the handle leverage provide for easy, clean cutting or nipping.



527D-160



### END CUTTING/FENCING PLIERS

#### Extra Long Handles

Product Code	Overall Length (Inches)	Cutting Blade Length (Inches)
1519D	9	1/8

#### Features

- Extra long handles for high leverage and cutting capacity.



1519D



### ERGO® FLAT NOSE PLIERS

#### True Ergonomic Handles with Bi-Molded Grips and On/Off Return Spring

Product Code	Overall Length (Inches)	Jaw Length (Inches)	Width at Tip (Inches)
2420G-125	5	7/8	5/8

#### Features

- Comfortable ergonomic two-component handles which combines durability and a secure non-slip grip.
- Unique on-off return spring: turn on to reduce hand fatigue, off to store in tool belt or pocket.
- High performance tool steel construction adds extra strength.
- Saw-toothed shaped, serrated jaws provide maximum gripping surface.



2420G



### ERGO® LONG NOSE PLIERS

#### True Ergonomic Handles with Bi-Molded Grips and On/Off Return Spring

Product Code	Overall Length (Inches)	Jaw Length (Inches)	Maximum Cutting Capacity (Inches)
2430G-140	5 1/2	1 1/2	3/64 Hard Steel
2430G-160	6 1/4	1 15/16	1/16 Hard Steel

#### Features

- Comfortable ergonomic two-component handles which combines durability and a secure non-slip grip.
- Unique on-off return spring: turn on to reduce hand fatigue, off to store in tool belt or pocket.
- High performance tool steel construction adds extra strength.



2430G



### ERGO® HEAVY DUTY LONG NOSE PLIERS

#### True Ergonomic Handles with Bi-Molded Grips and On/Off Return Spring

Product Code	Overall Length (Inches)	Jaw Length (Inches)	Maximum Cutting Capacity (Inches)
2533-7	7 1/2	2 7/16	1/16 Hard Steel

#### Features

- Comfortable ergonomic two-component handles which combines durability and a secure non-slip grip.
- Unique on-off return spring: turn on to reduce hand fatigue, off to store in tool belt or pocket.
- Saw-toothed shaped, serrated jaws provide maximum gripping surface.
- High performance tool steel construction adds extra strength.



2533-7





2427G



## ERGO® 60° CURVED NOSE PLIERS

True Ergonomic Handles with Bi-Molded Grips and On/Off Return Spring

Product Code	Overall Length (Inches)	Jaw Length (Inches)	Maximum Cutting Capacity (Inches)
2427G-160	6 1/4	1 13/16	5/64 Hard Steel
2427G-200	7	2 3/4	5/64 Hard Steel

### Features

- Comfortable ergonomic two-component handles which combines durability and a secure non-slip grip.
- Unique on-off return spring: turn on to reduce hand fatigue, off to store in tool belt or pocket.
- High performance tool steel construction adds extra strength.



2521G-160



## ERGO LONG NOSE PLIERS

True Ergonomic Handles with Bi-Molded Grips and On/Off Return Spring

Product Code	Overall Length (Inches)	Jaw Length (Inches)
2521G-160	6 1/4	1 1/4

### Features

- Comfortable ergonomic two-component handles which combine durability and a secure non-slip grip.
- Unique on-off return spring: turn on to reduce handle fatigue, off to store in tool belt or pocket
- Perfect for wire bending



PL-211C



PL-211BC



## EXTRA LONG REACH CHAIN NOSE PLIERS

Double-Dipped Plastic Handles

Product Code	Description	Overall Length (Inches)	Jaw Length (Inches)
PL-211C	Straight Jaw	11	2 13/16
PL-211BC	45° Bent Nose	11	2 9/16



### Features

- Polished heads resist rust and corrosion, extending the tool life.
- Extra long handles provide access into confined areas and greater holding power at the tip.
- Bent nose model provides access to obstructed areas.



PL-98C



## HIGH LEVERAGE CHAIN NOSE PLIERS

Double-Dipped Plastic Handles

Product Code	Overall Length (Inches)	Jaw Length (Inches)	Width at Tip (Inches)
PL-98C	8	1 7/32	3/32



### Features

- Polished heads resist rust and corrosion, extending the tool life.
- Longer handles for more convenient use and greater jaw gripping power.





## CHAIN NOSE PLIERS

### Double-Dipped Plastic Handles

Product Code	Description	Overall Length (Inches)	Jaw Length (Inches)
PL-95C	Short Nose w/cutter	5 1/2	1 5/32
PL-75C	Long Nose	6 3/4	2 5/16
PL-76C	Long Nose w/cutter	6 1/2	1 5/16
PL-77C	Extra Long Nose w/cutter	7 1/2	1 29/32



#### Features

- Polished heads resist rust and corrosion, extending the tool life.
- Diamond serrated jaws with industrial hardened cutting edges.



PL-95C



PL-75C



## THIN BENT CHAIN NOSE PLIERS

### Double-Dipped Plastic Handles

Product Code	Description	Overall Length (Inches)	Jaw Length (Inches)
PL-126C	73° Bent Thin Nose	6 1/4	1 1/4



#### Features

- Polished heads resist rust and corrosion, extending the tool life.
- Serrated jaws for extra gripping power.
- 73° bent nose model featured thin jaws angled to reach around obstacles and hard-to-reach spaces.



PL-126C



## NEEDLE NOSE PLIERS

### Double-Dipped Plastic Handles

Product Code	Description	Overall Length (Inches)	Jaw Length (Inches)
PL-114CS	Short Nose	4 1/2	1
PL-116C	Long Nose	7	2 3/16



#### Features

- Polished heads resist rust and corrosion, extending the tool life.
- Serrated jaws provide extra gripping power.
- The PL-114CS short nose model is supplied with a spring and is designed for close, fine electrical and mechanical work.
- The PL-116C long nose model provides excellent gripping ability for use in tight, narrow places.



PL-114CS



PL-116C





23409



23411



**LONG NOSE PLIERS WITH SIDE CUTTER**

**Double-Dipped Plastic Handles**

Product Code	Description	Overall Length (Inches)
23409	Bent Nose	6 1/4
23411	Straight Nose	8

**Features**

- Jaws are polished with rust-protective coating.
- Double-dipped plastic handle grips are comfortable yet durable.
- Induction hardened and precisely ground cutting edges stay sharp longer.



PL-146C



PL-149C



**DUCK BILL PLIERS**

**Double-Dipped Plastic Handles**

Product Code	Description	Overall Length (Inches)	Jaw Length (Inches)
PL-146C	Standard Jaw	6 1/2	2 1/16
PL-149C	High Leverage	8	1 1/4



**Features**

- Jaws are polished with rust-protective coating.
- Flat wide nose provides a better grip than the regular needle nose models.



2223D-150



2233D-160



**WIRE STRIPPERS**

**Double-Dipped Plastic Handles**

Product Code	Description
2223 D-150	Wire Strippers for cooper cables up to 3/8"
2233 D-160	Wire Cutting and Stripping Pliers for Copper and Aluminum

**Features**

- Double dipped plastic handle grips are comfortable yet durable.



## ELECTRICAL MINI PLIERS

### Double-Dipped Plastic Handles

Product Code	Description	Overall Length (Inches)	Capacity (AWG)
23541	Mini Cutter	5 1/2	8
23542	Mini Stripper	5 1/2	8-18 Solid/10-22 Stranded
23543	Mini Crimper	5 1/2	10-22

### 23080 3 Piece Electrical Mini Pliers Set in Pouch

#### Contents Include:

Product Code	Description	Product Code	Description
23541	Mini Cutter	23543	Mini Crimper
23542	Mini Stripper		



#### Features

- Double-dipped handles with air cushion pockets provide comfortable grip, reducing hand fatigue.
- Cutter is hardened and precision-ground for cutting stranded and solid copper and aluminum wire.
- Stripper features up-front precision-ground stripping stations for exacting results in tight spaces.
- Crimper features front-end crimp pockets guaranteed to be free from burrs and sharp edges.



23541



23542



23543



## HEAVY DUTY FRONT END WIRE STRIPPERS

### Double-Dipped Plastic Handles

Product Code	Overall Length (Inches)	Capacity (AWG-solid wire)	Capacity (stranded wire)
23506	6 1/4	10-20	12-20
23518	6 1/4	14-24	16-26
23521	6 1/4	22-30	24-32



#### Features

- Double-dipped handles with air cushion pockets provide comfortable grip, reducing hand fatigue.
- Spring-loaded handles speed work and reduce hand effort.
- Serrated gripping jaws in nose for use as pliers.
- 2-piece hardened steel pivot for long life service.
- Lock protects cutting edges in storage.



23506



## SUPER-DUTY FRONT END WIRE STRIPPERS WITH BOLT CUTTERS

### Double-Dipped Plastic Handles with Curved Wire Cutter

Product Code	Overall Length (Inches)	Capacity (AWG-solid wire)	Capacity (stranded wire)
23533	7 1/4	10-18	12-20
23535	7 1/4	20-30	22-32



#### Features

- Double-dipped handles with air cushion pockets provide comfortable grip, reducing hand fatigue.
- Longer, curved handles provide extra leverage and greater comfort.
- Serrated gripping jaws in nose for use as pliers.
- Built-in bolt cutters cleanly cut 6-32 and 8-32 screws.



23533





23503



23524



23512



23515



23530



## MULTI-PURPOSE COMBINATION WIRE TOOLS

### Double-Dipped Plastic Handles with Curved Wire Cutter

Product Code	Description	Overall Length (Inches)	Nose Style
23503	Front-end Stripper	8 1/4	Serrated Pliers
23524	Front-end Crimper	8 3/4	Anvil Cutter



### Features

- Crimp and strip wire sizes 10-22 AWG.
- Double-dipped handles with air cushion pockets provide comfortable grip, reducing hand fatigue.
- 23503 cuts 6 bolt sizes: 4-40 / 5-40 / 6-32 / 8-32 / 10-32 / 10-24.
- 23524 cuts 5 bolt sizes: 4-40 / 6-32 / 8-32 / 10-32 / 10-24.



## ROMEX® STRIPPERS AND CUTTERS

### Double-Dipped Plastic Handles with Staggered Type Strippers

Product Code	Description	Overall Length (Inches)	Stripper Sizes (AWG)
23512	Dual Romex®	7 3/4	12-2 / 14-2 NM-B
23515	10-2 Heavy Duty	7 3/4	10-2 NM-B



### Features

- Staggered cutting design produces cleaner cuts with less effort.
- Double-dipped handles with air cushion pockets provide comfortable grip, reducing hand fatigue.
- Built-in bolt cutters cleanly cut 6-32 and 8-32 screws.
- Serrated gripping jaws in nose for use as pliers.



## COAX CABLE MULTI TOOL

### Double-Dipped Plastic Handles

Product Code	Description	Overall Length (Inches)	Stripper Sizes (AWG)
23530	Coax Cable Tool	8 1/2	RG6 / RG59



### Features

- Cut, strip, and crimp popular RG6 and RG59 coax cable sizes with one tool.
- Curved cutting blade cuts cleanly with less effort.
- Instructions provided on the tool for easy operation.



## WIRE TWISTER / CUTTER

**Produces Right Hand (clockwise) Twists**

Product Code	Overall Length (Inches)	Jaw Length (Inches)	Cutting Blade Length (Inches)
WTC-11	8.5	1 1/16	1/4
WTC-45	6	1 1/16	1/16



### Features

- Diamond-shaped, flat top jaw serrations hold wire firmly and resist nicking material being worked on.
- Diagonal nose configurations & "mini" frame allows access in tight quarters.
- Automatic return feature retracts automatically, speeding up operation use and reducing operator fatigue.
- Heat-treated cutting edge holds its edge for cutting tough (up to .041) stainless steel and safety wire.
- One hand operation allows for operator closing and locking with minimum of handle force.
- High carbon alloy steel forging are used for maximum durability and long life.



WTC-11



## CABLE CUTTER FOR FERROUS MATERIALS

**With Rubber Grips**

Product Code	Overall Length (Inches)	Cable Cutting Capacity (Inches)	Replacement Blade Kit
2520	22 1/2	1 3/16 Aluminum/Copper with 1/4 Messenger Wire	2520-SH

### Features

- Lightweight handles provide ease of control while offering solid durability.
- Rubber grips offer control and comfort during working application.
- Cutting notch below top cutting blades provided for cuts on ferrous material.
- Replacement blade kit includes blades, screws, and nuts.



2520



## CABLE CUTTER FOR NON-FERROUS MATERIALS

**With Rubber Grips**

Product Code	Overall Length (Inches)	Cable Cutting Capacity (Inches)
2620-80	31 1/2	1 5/8 Aluminum/Copper

### Features

- For non-ferrous material cutting only.
- Lightweight handles provide ease of control while offering solid durability.
- Rubber grips offer control and comfort during working application.
- Replacement blade kit includes blades, screws, and nuts.



2620-80







## LOCKING PLIERS AND SET

### Bi-Mold Comfort Grip Handles

Product Code	Overall Length (Inches)	Style
23201	5	Curved Jaw with Cutter
23202	7	Curved Jaw with Cutter
23203	10	Curved Jaw with Cutter
23210	7	Straight Jaw
23211	10	Straight Jaw
23220	6	Long Nose with cutter
23221	9	Long Nose with cutter

### Locking Pliers Sets

Product Code	Description
23070	3 Piece Locking Pliers Set with Bi-Mold Comfort Grip Handles

#### Contents Include:

Product Code	Description
23201	5" Curved Jaw Locking Pliers with Cutter
23202	7" Curved Jaw Locking Pliers with Cutter
23203	10" Curved Jaw Locking Pliers with Cutter

Product Code	Description
23071	3 Piece Locking Pliers Set with Bi-Mold Comfort Grip Handles

#### Contents Include:

Product Code	Description
23203	10" Curved Jaw Locking Pliers with Cutter
23210	7" Straight Jaw Locking Pliers
23220	6" Long Nose Locking Pliers with Cutter

### Features

- Bi-mold handles provide comfortable grip, reducing hand fatigue.
- Convenient one-hand release lever.
- Heavy-duty jaw surfaces provide extra gripping power.
- Packed in a pouch.



PLIERS, CLAMPS  
& PIPE TOOLS

LOCKING



## LOCKING PLIERS

### Curved Jaw with Wire Cutter Locking Pliers

Product Code	Overall Length (Inches)
23301	5
23302	7
23303	10

### Straight Jaw Locking Pliers

Product Code	Overall Length (Inches)
23304	7
23305	10

### Long Nose with Wire Cutter Locking Pliers

Product Code	Overall Length (Inches)
23309	6
23310	9

### Locking C-Clamps

Product Code	Overall Length (Inches)	Throat Depth	Capacity (Lbs.)
23320	6	1 1/4"	450
23321	11	2 1/4"	900

### Locking C-Clamps with Swivel Pad

Product Code	Overall Length (Inches)	Throat Depth	Capacity (Lbs.)
23222	6	1 5/16"	450
23223	9	2 3/16"	900
23224	11	2 1/4"	900
23225	14	4 1/2"	700

### Features

- Convenient one-hand release lever
- Heavy-duty jaw surfaces provide extra gripping power



## LOCKING PLIERS SETS

### 23072 3 Piece Locking Pliers Set

#### Contents Include:

Product Code	Description
23301	5" Curved Jaw Locking Pliers with Cutter
23302	7" Curved Jaw Locking Pliers with Cutter
23303	10" Curved Jaw Locking Pliers with Cutter

### 23074 4 Piece Locking Pliers Set

#### Contents Include:

Product Code	Description
23301	5" Curved Jaw Locking Pliers with Cutter
23303	10" Curved Jaw Locking Pliers with Cutter
23309	6" Long Nose with Wire Cutter
23310	9" Long Nose with Wire Cutter

### 23076 5 Piece Locking Pliers Set

#### Contents Include:

Product Code	Description
23301	5" Curved Jaw Locking Pliers with Cutter
23302	7" Curved Jaw Locking Pliers with Cutter
23305	10" Straight Jaw
23310	9" Long Nose with Wire Cutter
23320	6" Locking C-Clamp

### Features

- Convenient one-hand release lever
- Heavy-duty jaw surfaces provide extra gripping power



23303



23305



23309



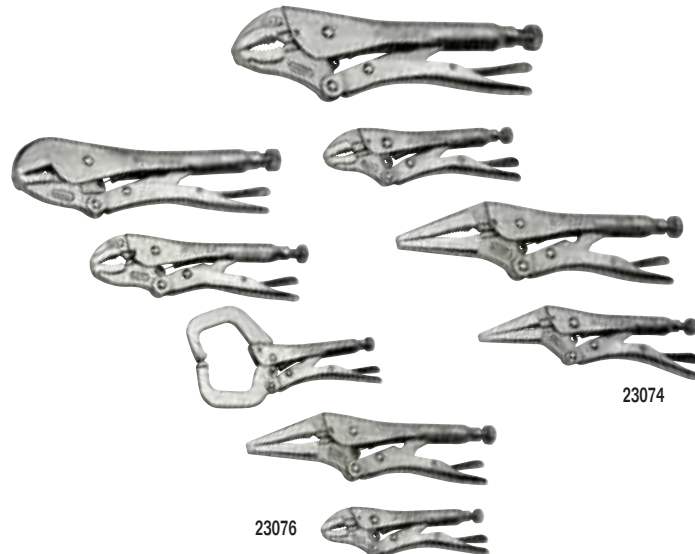
23320



23222



23072



23074

23076





## SNAP RING PLIERS

### Double-Dipped Plastic Handles

Product Code	Tip Size	Tip Angle (Degree)
PL-1620	0.038	0°
PL-1621	0.038	45°
PL-1622	0.038	90°
PL-1623	0.047	0°
PL-1624	0.047	45°
PL-1625	0.047	90°
PL-1626	0.070	0°
PL-1627	0.070	45°
PL-1628	0.070	90°
PL-1629	0.090	0°
PL-1630	0.090	45°
PL-1631	0.090	90°



PL-1622



PL-1620



PL-1621

### Combination Internal/External Snap Ring Pliers Set Pliers set in a plastic carrying case

#### Contents Include:

Product Code	Description
PL-1612	12 Piece Combination Internal/External Snap Ring Pliers Set

Set includes 1 each Snap Ring Plier listed above

### Combination Internal/External Snap Ring Pliers Set Pliers set in a plastic carrying case

#### Contents Include:

Product Code	Description
PL-1606	6 Piece Combination Internal/External Snap Ring Pliers Set

Set includes 1 each Snap Ring Pliers, PL-1620, PL-1622, PL-1623, PL-1625, PL-1626, PL-1628

#### Features

- Cushioned grip handles
- Pliers are convertible for use on internal and external snap rings
- Knurled center screw with spring for easy changing and secure hold



PL-1612



PL-1606

PLIERS, CLAMPS  
& PIPE TOOLS

SNAP RING



## RETAINING RING PLIERS AND SET

### Double-Dipped Plastic Handles

Product Code	Description	Minimum Opening (Ctr. To Ctr.)	Maximum Opening (Ctr. To Ctr.)	Tips Included (Each Plier Includes 2 of Each)
PL-1600C-1	Internal pliers with tips	3/32	25/32	0.035° 90°
PL-1600C-2	External pliers with tips	3/32	1 1/32	0.045° 45° 0.045° Straight 0.060° Straight

### Snap Ring Pliers Set

Product Code	Description
PL-1600C	Snap Ring Pliers Set

### Contents Includes:

Product Code	Description
PL-1600C-1	PL-1600C-1 Internal Pliers
PL-1600C-2	PL-1600C-2 External Pliers

### Replacement Tip Set Contents Includes:

Product Code	Description
PL-1600C-3	16 Piece Replacement tip set

### Features

- Internal snap rings designed for use in housings, boxes, etc with bore diameters .375 to 1.750 inches.
- External snap rings designed for use in shafts, studs, etc with shaft diameters .250 to 1.438 inches.
- PL-1600C-1 and PL-1600C-2 each supplied with 8 tips (2 each: 90° x .035 and 45° x .045 angle tips and .045 and .060 straight tips).
- Made of high quality carbon steel with black-oxide finish to resist rust and other corrosions.
- Tips heat treated for a secure grip.
- Pliers provided with cushion grip handles.
- Set consists of one internal and one external snap ring pliers and 16 tips in a pouch.
- Tip set includes 4 each of interchangeable tips: 90° x .035 and 45° x .045 angle tips and .045 and .060 straight tips.



PL-1600C-1



PL-1600C-2



## CONVERTIBLE RETAINING RING PLIERS AND SET

### Double-Dipped Plastic Handles

Product Code	Capacity (Max. Ring Dia.)	Tips Included (Includes 2 of Each)
23801A	2"	0.039° Straight Tips (Yellow) 0.038° 90° Tips (Yellow) 0.047° Straight Tips (Green) 0.047° 90° Tips (Green) 0.074° Straight Tips (Copper)
23803A	1"	0.023° Straight Tips (Red) 0.039° Straight Tips (Yellow) 0.038° 90° Tips (Yellow) 0.047° Straight Tips (Green) 0.047° 90° Tips (Green)

### Retaining Ring Pliers Set

Product Code	Description
23092	Retaining Ring Pliers Set

### Contents Includes:

Product Code	Description
23801A	2" Capacity Retaining Ring Pliers
23803A	1" Capacity Retaining Ring Pliers

### Replacement Tip Kits Contents Includes:

Product Code	Description
23802A	Replacement Tip Kit Only for 23801A
23804A	Replacement Tip Kit Only for 23803A

### Features

- Easily convert for use on internal and external rings by moving convenient adjusting levers.
- Each pliers includes five pairs of color-coded tips for maximum versatility.
- Hex-shaped locking guides firmly hold tips in place.
- Double-dipped handles with air cushion pockets provide comfortable grip, reducing hand fatigue.
- Spring-loaded handles speed work.



23801A



23803A







## HEAVY DUTY RETAINING RING PLIERS & TIPS

### Double-Dipped Plastic Handles

Product Code	Description	Minimum Opening (Ctr. To Ctr.)	Maximum Opening (Ctr. To Ctr.)
PL-527	Internal snap ring pliers	5/16	1 13/32
PL-528	External snap ring pliers	11/32	1 17/32

### Tips for Heavy Duty Retaining Ring Pliers

Product Code	Description (Includes 2 each)
PL-529A	0.108" Straight Tips
PL-529B	0.108" 15° Tips
PL-529C	0.108" 45° Tips
PL-529D	0.108" 90° Tips
PL-530A	0.120" Straight Tips
PL-530B	0.120" 15° Tips
PL-530C	0.120" 45° Tips
PL-530D	0.120" 90° Tips

### Heavy Duty Retaining Ring Pliers Set PL-529

Product Code	Contents Include:
PL-527	Internal snap ring pliers
PL-528	External snap ring pliers

Set includes 2 each of heavy duty tips listed above



### Features

- Internal snap rings designed for use in housings, boxes, etc.
- External snap rings designed for use in shafts, studs, etc.
- Pliers supplied with spring ratchet lock assembly which allows the ring to be compressed or expanded with gradual adjustments which lock at the desired size without continued pressure on the handles.
- Made of high quality carbon steel with black-oxide finish to resist rust and other corrosions.
- Tips heat treated for a secure grip.
- Tips not provided with pliers when pliers are ordered individually.



PL-529

PLIERS, CLAMPS  
& PIPE TOOLS

RETAINING RING



## FIXED TIP RETAINING RING PLIERS

### Double-Dipped Plastic Handles

Product Code	Overall Length (Inches)	Jaw Length (Inches)	Tip Diameter (Inches)	Minimum Jaw Opening (Inches)	Maximum Jaw Opening
<b>Internal</b>					
PL-531	5 1/2	7/8	0.038	3/32	2 3/8
PL-532	6 1/2	1	0.070	3/32	2 31/32
<b>External</b>					
PL-533	6 1/2	7/8	0.038	3/32	1 1/32
PL-534	7	2 1/16	0.070	3/32	1 1/4

### Features

- Internal - used for installing and removing internal retaining rings in a bore without damage to the ring.
- External - used for installing and removing external retaining rings on a shaft without damage to the ring.
- Manufactured from high carbon, heat treated steel.
- Designed for accurate fit and long wear by precision forming and induction hardening.
- Finished with black oxide coating.



PL-531



PL-532



PL-534



PL-533



## LOCKING RING PLIERS

### Black Jaws

Product Code	Overall Length (Inches)	Jaw Length (Inches)	Width at Tip (Inches)
PL-1515	8	1 3/8	5/16

### Features

- For spreading horseshoe lock washers and steel lock rings used on gear and bearing shafts.



PL-1515



CC-406C



## DROP FORGED C-CLAMPS

### Deep Throat Design, Copper Plated Screw

Product Code	Capacity (Inches)	Throat Depth (Inches)	Screw Diameter (Inches)	Min Test Load (lbs)
CC-402C	2	2 11/32	1/2	3500
CC-403C	3	2 3/4	1/2	3500
CC-404C	4	3 3/16	3/4	6500
CC-406C	6	4 1/8	3/4	6900
CC-408C	8	5 3/16	3/4	6900
CC-410C	10	6	3/4	8000
CC-412C	12	6 1/2	7/8	9500

### Features

- Copper plated screw resists weld splatter.
- Drop-forged and heat treated for maximum strength and greater rigidity.
- I-Beam design for extra strength.
- Highly resistant to "springing".

CC-406S



## DROP FORGED C-CLAMPS

### Deep Throat Design, Standard Screw

Product Code	Capacity (Inches)	Throat Depth (Inches)	Screw Diameter (Inches)	Min Test Load (lbs)
CC-402S	2	2 11/32	1/2	3500
CC-403S	3	2 3/4	1/2	3500
CC-404S	4	3 3/16	3/4	6500
CC-406S	6	4 1/8	3/4	6900
CC-408S	8	5 3/16	3/4	6900
CC-410S	10	6	3/4	8000
CC-412S	12	6 1/2	7/8	9500

### Features

- Black threaded screw with T-handle.
- Drop-forged and heat treated for maximum strength and greater rigidity.
- I-Beam design for extra strength.
- Highly resistant to "springing".

20008



## DROP FORGED C-CLAMPS

### Deep Throat Design, Copper Plated Screw

Product Code	Capacity (Inches)	Throat Depth (Inches)	Screw Diameter (Inches)	Working Load (lbs)	Max. Hand Load (lbs)	Frame Proof Load (lbs)
20002	2	2-1/4	9/16	2000	2600	3500
20003	3	2-7/16	9/16	2400	2880	3500
20004	4	3-1/4	11/16	2800	4480	6500
20006	6	4-1/16	3/4	3400	4700	6900
20008	8	5	3/4	4000	4930	6900
20010	10	6	7/8	5000	5500	8000
20012	12	6-1/2	7/8	6000	7000	9500

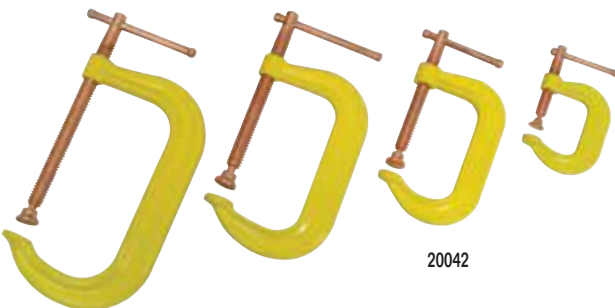
### C-Clamp Set

Product Code	Contents Include:
20042	4 Piece C-Clamp Set. Includes sizes 2", 4", 6", and 8"

### Features

- Copper plated screw resists weld splatter
- Drop-forged and heat treated for maximum strength and greater rigidity
- I-Beam design for extra strength
- Powder coated frame resists rust
- "Safety Yellow" color makes clamps easy to locate in dark work areas

20042



## HEAVY SERVICE C-CLAMPS

### Deep Throat Design, Standard Screw

Product Code	Maximum Capacity (Inches)	Minimum Capacity (Inches)	Throat Depth From Center (Inches)	Exterior Body Width (Inches)	Screw Diameter (Inches)	Screw Length Under Head (Inches)	Min Test Load (Lbs.)
CC-1AAW	1 3/8	0	1 1/8	2 23/32	13/32	2 7/16	5,600
CC-1 1/2AAW	1 7/8	0	1 21/32	3 19/32	5/8	3 1/4	8,750
CC-2AAW	2 11/32	0	1 7/8	4 1/4	23/32	4 1/8	12,500
CC-3AAW	3 7/16	1/8	2 13/32	5 3/4	27/32	4 7/8	16,250
CC-3LAAW **	3 7/16	0	2 1/2	5 3/4	27/32	5 3/4	16,250
CC-4AAW	4 21/32	17/32	2 7/8	6 1/4	27/32	6	20,000
CC-4LAAW **	4 21/32	0	2 7/8	6 1/4	27/32	7 1/4	20,000
CC-5AAW	5 5/8	1/2	3 1/8	7	27/32	7 1/4	23,800
CC-5LAAW **	5 5/8	0	3 1/8	7	27/32	8 7/8	23,800
CC-6AAW	6 1/2	1 5/32	3 1/2	7 1/2	1 3/32	8	27,500
CC-6LAAW **	6 1/2	0	3 1/2	7 1/2	1 3/32	10	27,500
CC-8AAW	8 1/2	4	3 11/16	8 1/2	1 3/32	7 1/8	31,250
CC-8LAAW **	8 1/2	0	3 11/16	8 1/2	1 3/32	11 5/8	31,250
CC-10AAW	10 3/8	5 3/8	4 3/8	8 1/2	1 3/32	7 3/4	35,000
CC-10LAAW **	10 3/8	0	4 5/16	8 1/2	1 3/32	14 3/8	35,000
CC-12AAW	12 3/8	7 1/4	4 7/16	9 1/2	1 3/32	8 1/4	40,000
CC-12LAAW **	12 3/8	0	4 1/4	9 1/2	1 3/32	16 7/16	40,000

\*\* Where zero capacity is desired, the clamps with long screws should be ordered. These are indicated with an "L" in the product code.



CC-4AAW

### Features

- Especially designed for heavy duty service, frames are drop-forged and heat-treated for maximum strength and reduced springing
- Screws are made of special grade steel and are heat-treated for added strength not found in typical case-hardened screws
- To tighten, the square headed screw must be turned with a wrench
- Ideal for the most demanding applications such as construction and heavy industry
- Square head screw allows tightening with wrench for extra heavy duty clamping requirements
- Greater anvil surface for gripping larger work pieces and for greater stability



## SCREW CLAMPS

### Professional

Product Code	Overall Length (Inches)	Maximum Capacity (Inches)
420-50-100	4	2
420-50-200	8	2
420-60-120	5	2
420-60-300	12	2
420-80-160	6	3
420-100-200	8	4
420-120-250	10	5
420-120-300	12	5
420-120-400	16	5
420-120-500	20	5
420-120-600	24	5
420-120-800	31	5
420-120-1000	39	5
420-120-1250	49	5
420-120-1500	59	5
420-140-400	16	6
420-175-400	16	7



420-120-250

### Features

- Professional F clamp with one fixed and one sliding bracket, fitted to a galvanized profiled steel rail.
- Zinc plated screw with special, plastic covered ball swivel foot for secure and easy clamping of odd shapes.
- Tough and weather resistant, square shaped plastic grip





QCS-150



QCB-300



QCG-150



420SC-50



QCG-PAD-M



QCG-PAD-S



## QUICK CLAMPS - SUPERIOR

### Power Lever System

Product Code	Capacity (Inches)	Power Lever	Clamping Force
QCS-150	6	Yes	650 lbs
QCS-300	12	Yes	650 lbs

### Features

- The Superior range is made for very demanding work where high force tension, strength and durability are needed.
- The power lever and the glass fiber enforced polyamide body of this clamp is perfect to use in rough environments, and will give you extra tough clamping.
- Fiber glass enforced nylon body



## QUICK CLAMPS - QCB SERIES

### Power Lever System

Product Code	Capacity (Inches)	Clamping Force
QCB-150	6	450 lbs
QCB-300	12	450 lbs
QCB-450	16	450 lbs
QCB-600	23	450 lbs
QCB-900	35	450 lbs
QCB-1250	49	450 lbs

### Features

- Variable speed mechanism, which makes it easier to reach high clamping force
- Removable pads, with V-groove



## QUICK CLAMPS - QCG SERIES

Product Code	Capacity (Inches)	Clamping Force
QCG-150	6	275 lbs
QCG-300	12	275 lbs

### Features

- Easy access in more confined spaces thanks to the smaller body
- Easy to turn in to a spreader with the Spreader button
- Easy access release mechanism
- Comfortable handle from ALL angles, you can use upside down, front to back



## SPRING CLAMPS

Product Code	Capacity (Inches)
420SC-25	1
420SC-50	2

### Features

- Handy spring clamps with a movable gripping surface for odd shapes



## QC-PAD REPLACEMENT SPARE PADS

Product Code	Description
QC-PAD-M	Medium
QC-PAD-S	Soft

### Features

- V Groove pads makes gripping odd shapes, like pipes or corners easier.
- Changeable pads for different usage, makes clamping secure and non marking.
- Fit all Bahco quick clamps



## UNIVERSAL PLIERS WRENCHES

### With Comfort Grip

Product Code	Overall Length (Inches)	Maximum Jaw Opening (Inches)	Pipe Maximum Diameter (Inches)
140	8 <sup>7</sup> / <sub>16</sub>	1 <sup>3</sup> / <sub>16</sub>	<sup>3</sup> / <sub>4</sub>
141	11	1 <sup>3</sup> / <sub>8</sub>	1
142	14 <sup>1</sup> / <sub>2</sub>	2 <sup>1</sup> / <sub>16</sub>	1 <sup>1</sup> / <sub>2</sub>
143	21 <sup>7</sup> / <sub>8</sub>	3 <sup>1</sup> / <sub>16</sub>	2 <sup>1</sup> / <sub>2</sub>
144	28 <sup>3</sup> / <sub>8</sub>	4 <sup>3</sup> / <sub>8</sub>	3 <sup>1</sup> / <sub>2</sub>
147	41 <sup>3</sup> / <sub>4</sub>	6 <sup>5</sup> / <sub>16</sub>	5

### Features

- Black oxide and anti-rust treated high alloy steel provide long life and durability.
- Precision induction hardened jaws are designed with inwardly angled aggressive teeth.
- Outer part of jaw is large toothed and used for maximum grip on large diameter pipes.
- Inner part of jaw is fine toothed and used for maximum grip on small diameter pipes.
- Commonly called a "Swedish Pipe Wrench", the small head makes them ideal for working in confined areas.



142



## CORNER PIPE WRENCHES

### With Comfort Grip

Product Code	Overall Length (Inches)	Maximum Jaw Opening (Inches)	Pipe Maximum Diameter (Inches)
442B	12	1 <sup>1</sup> / <sub>2</sub>	1
443B	16	2	2
444B	21	3 <sup>1</sup> / <sub>10</sub>	2 <sup>1</sup> / <sub>2</sub>

### Features

- Black oxide and anti-rust treated high alloy steel provide long life and durability.
- Precision induction hardened jaws are designed with inwardly angled aggressive teeth.
- Optimized design with narrower jaws, with angle of 45°, gives better accessibility especially in corners.



## ALUMINUM STRAIGHT PIPE WRENCH

### Aluminum, Heavy Duty

Product Code	Size		Pipe Capacity		Weight	
	in.	mm	in.	mm	lb.	kg
R31090	10	250	1 <sup>1</sup> / <sub>2</sub>	40	1	0.4
R47057	12	300	2	50	2 <sup>1</sup> / <sub>2</sub>	1.1
R31095	14	350	2	50	2 <sup>1</sup> / <sub>2</sub>	1.1
R31100	18	450	2 <sup>1</sup> / <sub>2</sub>	65	3 <sup>3</sup> / <sub>4</sub>	1.7
R31105	24	600	3	80	6	2.7
R31120	36	900	5	125	11	5.0
R31115	48	1200	6	150	18 <sup>1</sup> / <sub>2</sub>	8.4

### Features

- Professional strength in lightweight aluminum
- Offer durability and ease-of-use



R31090



**RIDGID**

**STRAIGHT PIPE WRENCH**



RD3120

Product Code	Size		Pipe Capacity		Weight	
	in.	mm	in.	mm	lb.	kg
R31000	6	150	3/4	20	1/2	0.2
R31005	8	200	1	25	3/4	0.3
R31010	10	250	1 1/2	40	1 3/4	0.8
R31015	12	300	2	50	2 3/4	1.2
R31020	14	350	2	50	3 1/2	1.6
R31025	18	450	2 5/16	65	5 3/4	2.6
R31030	24	600	3	80	9 3/4	4.4
R31035	26	9	5	125	19	8.7
R31040	48	1200	6	150	34 1/4	15.6
R31045	60	1500	8	200	51 1/4	23.3

**Features**

- Sturdy, cast-iron housing and I-beam handle with full floating forged hook jaw, featuring self-cleaning threads with replaceable hook and heel jaws.
- Heavy-duty pipe wrenches comply with federal specifications GGG-W65IE, Type II, Class A.



PLIERS, CLAMPS  
& PIPE TOOLS

PIPE WRENCHES



13542

**WILLIAMS**

**PIPE WRENCHES**

**Aluminum, Heavy Duty**

Product Code	Overall Length (Inches)	Maximum Jaw Opening (Inches)	Spare Parts		
			Hook Jaw	Heel Jaw & Pin	Knurl Nut
13500	8	1 5/16	13551	13567	13571
13502	10	1 5/8	13552	13562	13572
13504	12	2 1/8	13553	13563	13573
13506	14	2 9/16	13554	13564	13574
13508	18	3 1/8	13555	13565	13575
13510	24	3 3/4	13556	13566	13576
13512	36	5	13557	13568	13577
13514	48	6	13558	13569	13578

**Pipe Wrench Set**

Product Code	Contents Include:
13542	3 Piece Aluminum Pipe Wrench Set. Includes 8", 12", and 18" wrenches

**Features**

- Aluminum pipe wrenches are approximately 40% lighter than cast iron.
- Heavy duty construction for strength and durability.
- Scale on wrench indicates pipe diameter.



13544

**WILLIAMS**

**PIPE WRENCHES**

**Cast Iron, Heavy-Duty**

Product Code	Overall Length (Inches)	Maximum Jaw Opening (Inches)	Spare Parts		
			Hook Jaw	Heel Jaw & Pin	Knurl Nut
13516	6	7/8	13550	13560	13570
13518	8	1 5/16	13511	13567	13571
13520	10	1 5/8	13552	13562	13572
13522	12	2 1/8	13553	13563	13573
13524	14	2 9/16	13554	13564	13574
13526	18	3 1/8	13555	13565	13575
13528	24	3 3/4	13556	13566	13576
13530	36	5	13557	13568	13577
13532	48	6	13558	13569	13578

**Pipe Wrench Set**

Product Code	Contents Include:
13544	3 Piece Cast Iron Pipe Wrench Set. Includes 8", 12", and 18" wrenches

**Features**

- Heavy duty construction for strength and durability
- Scale on wrench indicates pipe diameter



## FLANGE-JACKS

### Tremendous Pressure With Minimum Effort

Product Code	Flange Diameter Capacity			
	* 125 Pound Cast Iron	* 150 Pound Cast Iron	* 250 Pound Cast Iron	* 300 Pound Cast Iron
FJ-20	2 to 20	2 to 20	1 to 12	3/4 to 12
FJ-30	16 to 48	18 to 24	12 to 30	12 to 24



### Features

- Ideal for working on pipe lines and other applications involving flanges.
- Makes gasket removal fast and easy.
- Flanges are separated smoothly and evenly without damage to flange faces.
- Flange jacks are sold only in pairs.
- Eliminates danger from flying wedges and sparks caused by hammer blows.
- Ideal for hard to reach locations.



FJ-20



FJ-30



## BASIN WRENCH

### SAE

Product Code	Description
363-32	Basin Wrench

### Features

- Telescopic basin nut wrench with reversible jaw for nuts on wash basins, bathtubs, or sinks. With 4 adjustment sizes.
- Length 11 inches to 18 inches (Telescopic)
- Capacity 3/8" to 1 1/4"
- Adjustable pivoted jaw
- 4 length adjustments



363-32



## STRAP WRENCH

### Aluminum Handle

Product Code	Handle Length (Inches)	Maximum Diameter (Inches)	Strap Size (Inches)
40221	12	8	1 1/8 x 30

### Features

- Use on irregularly shaped objects where other wrenches won't work.
- Useful for turning handwheels and other knurled handles.
- Reduces risk of damage on plastic pipe and tubing.
- Strap is made out of cotton.



40221







CT13



CT-13-1



CT-13-4



CW-4



40223



## CHAIN PIPE TONGS

### The Original Williams Chain Pipe Tong

Product Code	Pipe Minimum Diameter (Inches)	Pipe Maximum Diameter (Inches)	Tong Length (Inches)	Chain Length (Inches)
CT-12	1/4	2 1/2	27	18 1/2
CT-13	3/4	4	38 1/8	25
CT-13-1/2	1	6	46 1/4	33
CT-14	1 1/2	8	50 1/2	40 3/4
CT-15	2	12	67	56

### Features

- Chain swings from the center and can be used on either side of the jaws, reducing tooth wear.
- Flat link chains are heat-treated for greater strength and reliability.
- Fully adjustable to fit any shape pipe.



### Replacement Parts for Pipe Tongs

Product Code	Replacement Jaw Sets		Replacement Chain Assembly	
	Product Code	Product Code	Length (Inches)	Loading Capacity
CT-12	CT-12-4	CT-12-1	18 1/2	13,800
CT-13	CT-13-4	CT-13-1	25	17,600
CT-13 1/2	CT-13-1/2-4	CT-13-1/2-1	33	20,000
CT-14	CT-14-4	CT-14-1	40 3/4	22,000
CT-15	CT-15-4	CT-15-1	56	31,000

### Features

- Chain is heat-treated after assembly which results in a 40 % increase in strength as well as an extended chain life and improved performance.
- Jaws are drop forged from carbon steel and heat treated to provide the strength and reliability expected from Williams pipe tools.



## PIPE CHAIN WRENCH

### Heat Treated

Product Code	Pipe Diameter Minimum - Maximum (Pipe Size)	Handle Length (Inches)	Chain Length (Inches)
CW-4	3/8 - 4	11	15

### Features

- Forged handle is fully heat-treated.
- Ideal for use in close quarters and where space is at a premium.
- Successive "bites" can be taken without removal of wrench from the work piece.
- Fully adjustable to fit any shape pipe.



## PIPE CHAIN WRENCH

### Heat Treated

Product Code	Pipe Diameter Capacity	Handle Length (Inches)	Chain Length (Inches)
40222	4	12	16
40223	5	15	19
40224	6	24	23

### Features

- Forged strong I Beam handle.
- Designed for working in confined areas when regular pipe wrenches will not fit, excellent for pipe fittings.
- Portable and lightweight can be used for overhead and underground work.

PLIERS, CLAMPS  
& PIPE TOOLS

PIPE TOOLS



### 5/8" CAPACITY MINI-TUBING CUTTER

For Hard or Soft Copper Tubing, Brass, Stainless Steel, etc.

Product Code	Description	Cutting Capacity (Inches)	Overall Length (Inches)
43603	Mini-Tubing Cutter	1/8 to 5/8	1 3/4
43613	Replacement Cutter Wheel for 43603 (Pack of 5)		

#### Features

- Designed for use in tight access areas.
- Enclosed feed screw assures smooth operation by minimizing contamination.
- Corrosion resistant stainless steel rollers produce easier, smoother cuts.



43603



### 7/8" CAPACITY MINI-TUBING CUTTER

For Copper, Bronze, Aluminum and Steel.

Product Code	Description	Cutting Capacity (Inches)	Overall Length (Inches)
301-22	Compact Tubing Cutter	1/8 to 7/8	2 1/2

#### Features

- Compact round design for access in tight areas.



301-22



### 1-1/8" CAPACITY TUBING CUTTER

For Hard or Soft Copper Tubing, Brass, Stainless Steel, etc.

Product Code	Description	Cutting Capacity (Inches)	Overall Length (Inches)
43605	1 1/8" Tubing Cutter	1/8 to 1 1/8	5
43611	General Purpose Replacement Cutter Wheel (Pack of 10)		
43615	Optional Cutter Wheel for Stainless Steel (Pack of 5)		

#### Features

- Enclosed hardened steel thrust-bearing mechanism assures smooth cuts and reliable operation.
- Rugged aluminum alloy body looks good and handles well.
- Foldaway hardened steel reamer removes inside burrs cleanly.
- Includes (2) general-purpose cutter wheels.



43605



### 2-5/8" CAPACITY TUBING CUTTER

For Hard or Soft Copper Tubing, Brass, Stainless Steel, etc.

Product Code	Description	Cutting Capacity (Inches)	Overall Length (Inches)
43607	2 5/8" Tubing Cutter	3/8 to 2 5/8	7 3/4 (Closed)
43617	General Purpose Replacement Cutter Wheel for 43607 (Pack of 5)		

#### Features

- Ratchet feed mechanism speeds up cutting operations while extra-wide rollers stabilize the tubing.
- Light-weight aluminum body.
- Spare cutting wheel included under cap.
- Cuts Schedule 40 PVC pipe up to 2" diameter with optional 43616 cutter wheel.



43607





302-35



**1-3/8" CAPACITY TUBING CUTTER**

For Copper, bronze, Aluminum and Steel tubing

Product Code	Description	Cutting Capacity (Inches)	Overall Length (Inches)
302-35	3" Tubing Cutter	5/16 to 1 3/8	5 1/2

**Features**

- Lightweight.



317-40



**PLASTIC WHEEL REAMER**

Product Code	Description
317-40	Plastic Wheel Reamer

**Features**

- Reamer for removing burrs from external and internal tube. Suited to plastic and copper tubing.

PLIERS, CLAMPS  
& PIPE TOOLS

FLARING TOOL



43631



**45° SINGLE FLARING TOOL**

For Soft Tubing

Product Code	Description	O.D. Capacity (Inches)
43631	45° Single Flaring Tool	3/16, 1/4, 5/16, 3/8, 7/16, 1/2, & 5/8

**Features**

- For soft copper, aluminum, and brass tubing.
- Forged steel yoke and hardened flaring bar for durability.
- Positive clamping action prevents tube slippage.
- Self-centering yoke with swivel-type, hardened steel, chrome-plated flaring cone forms better flares with less effort.
- Chrome plated to resist rust and corrosion.



43621



**TRIPLE-HEAD TUBING BENDER**

For Soft Tubing

Product Code	Description	O.D. Capacity (Inches)
43621	Triple-Head Tube Bender	3/16, 1/4, 5/16, & 3/8

**Features**

- For copper, aluminum, and thin-wall steel tubing.
- Calibrated markings for making accurate left, right, and offset bends.
- 90° start requires less effort, making bending fast and easy.





## TIGHT-GRIP PIPE NIPPLE REMOVER & INSTALLER KITS

Remove and Install Pipe Nipples Without Thread Damage

Product Code	Description
87025	Pipe Nipple Remover / Installer Kit for 1/8", 1/4", and 3/8" NPT Pipe Nipples

**Kit Includes:**

87035	Stud Remover / Installer Housing
87036	Collet, 1/8" NPT
87037	Collet, 1/4" NPT
87038	Collet, 3/8" NPT

Product Code	Description
87026	Pipe Nipple Remover / Installer Kit for 1/2" and 3/4" NPT Pipe Nipples

**Kit Includes:**

87039	Stud Remover / Installer Housing
87040	Collet, 1/2" NPT
87041	Collet, 3/4" NPT

Product Code	Description
87027	Pipe Nipple Remover / Installer Kit for 1" and 1 1/4" NPT Pipe Nipples

**Kit Includes:**

87042	Stud Remover / Installer Housing
87043	Collet, 1" NPT
87044	Collet, 1 1/4" NPT

**Features**

- Remove pipe nipples and other lengths of pipe without damaging pipe threads.
- Collet is placed in housing and threaded over pipe. Draw bolt is then used to clamp tool onto nipple for secure removal or installation.
- Nipples and other lengths of pipe may be reused.
- Essential when working with decorative brass, bronze, and stainless piping.
- Ideal for working in confined areas where a pipe wrench will not fit.



The Tight-Grip Nipple Tool in use. One wrench holds the housing in place while the other wrench turns the top nut, clamping the collet and housing assembly onto the nipple. The housing, collet, and nipple then turn as one.



## PLASTIC AND RUBBER HOSE CUTTER

Compact and Light

Product Code	Description	Replacement Cutting Wheel
43618	Plastic and rubber hose cutter	43619

**Features**

- Cuts plastic tubing and non-metal reinforced hose.
- Cuts sizes 1/16" to 1/2" and 1mm to 13mm O.D.
- Spring loaded for safety.
- Weighs only one ounce.



43618







# HAMMERS, PUNCHES, CHISELS AND PRYBARS

No matter what your style or needs, we offer a range of hammers, punches, chisels and prybars to fit every one. They're available in both hard and soft grips to provide comfort and feature heavy duty industrial grade construction to deliver durability.



Dead Blow	484
Ball Pein	485
Soft Face	486
Sledge	488
Punch & Chisel Sets	489
Punches	491
Chisels	492
Prybars	497
Nail Pullers	498





## DEADBLOW HAMMERS

### Ergonomically Designed Handles

Product Code	Weight (ozs.)	Overall Length (Inches)	Head Length (Inches)	Face Diameter (Inches)
JHW-16	16	12	3 1/4	1 9/16
JHW-24	24	12 3/4	3 3/4	1 3/4
JHW-32	32	13 1/2	4 1/4	2
JHW-48	48	15	4 3/4	2 1/4
JHW-56	56	15 3/4	5 7/16	2 3/4

### Features

- Hard urethane construction resists cut damage to hammer head
- Head provides a non-marring contact surface that will not damage equipment
- Deadblow feature minimizes hammer bounce back, reducing fatigue and improving productivity.



JHW-24



## EXTREME POWER DRIVE HAMMERS

### Fiberglass Handles with Cushion Grip and Shot-Filled Heads

Product Code	Weight (ozs.)	Head Length (Inches)	Overall Length (Inches)	Face Diameter (Inches)
HPDX-1	16	12 1/2	17	1 1/2
HPDX-2	32	13 3/4	18 3/4	2
HPDX-3	48	14 1/2	20	2 1/4
HPDX-4	64	15 1/2	21 3/4	2 5/8

### Features

- Urethane face greatly improves durability
- Durable design for a long lasting hammer.



HPDX-2



## POWER DRIVE HAMMERS

### Fiberglass Handles with Cushion Grip and Shot-Filled Heads

Product Code	Weight (ozs.)	Handle Length (Inches)	Overall Length (Inches)	Face Diameter (Inches)
HPD-1	16	9 5/8	12 1/2	1 1/2
HPD-2	32	10 3/4	13 7/8	2
HPD-3	48	10 3/4	14 1/8	2 1/4
HPD-4	64	10 3/8	15 1/4	2 5/8

### Features

- Shot-loaded head delivers more striking force per blow and reduces vibration as well as rebound.
- Cushion grip handle provides greater comfort and safety.
- Durable design for a long lasting hammer.



HPD-2



## BALL PEIN HAMMERS

### Fiberglass Handles with Cushion Grip

Product Code	Weight (ozs.)	Handle Length (Inches)	Overall Length (Inches)	Face Diameter (Inches)
20542	8	9 1/2	10 3/4	7/8
20543	12	10 1/4	11 3/4	7/8
20544	16	11 1/4	13	1 7/8
20545	24	13	15	1 1/4
20546	32	12 3/4	15	1 1/4

### Features

- Ideal for driving punches, chisels and other metal work.
- Fiberglass handle has a cushion grip for greater comfort and safety.
- Hammer heads are drop-forged from specially selected steel and carefully heat treated for dependable strength, hardness and uniformity.



20543

HAMMER, PUNCHES, CHISELS & PRYBARS

DEADBLOW/POWER DRIVE/BALL PEIN





## BALL PEIN HAMMERS

### Wood Handle

Product code	Head Weight (ozs.)	Handle Length (inches)	Overall length (Inches)	Face Diameter (Inches)
HBP-5-0A	4	9 3/8	10 7/16	3/4
HBP-3-0A	8	10 1/2	11 3/4	1
HBP-2-0A	12	11 1/8	12 1/2	1 1/8
HBP-0A	16	12 1/8	13 3/8	1 1/4
HBP-2A	24	13 1/4	15 1/8	1 1/2
HBP-4A	32	13 3/4	15 3/16	1 1/2
HBP-6A	40	13 5/16	15 3/16	1 3/8
HBP-8A	48	13 1/2	15 3/8	1 7/8

### Features

- Ideal for driving punches, chisels and other metal work.
- Wooden handles, which are made from white hickory and clear lacquered, are permanently wedged in to the heads.
- Hammer heads are drop-forged from specially selected steel and carefully heat treated for dependable strength, hardness, and uniformity.
- Polished Face, Bevel & Pein



HBP-4A



20678



20651



20401



## DRILLING HAMMER

### Fiberglass Handles with Cushion Grip

Product Code	Weight (ozs.)	Handle Length (Inches)	Overall Length (Inches)
20678	32	8 1/2	10 1/4

### Features

- Handles are durable and comfortable.
- Heavy duty construction for strength and durability.



## CROSS PEIN HAMMER

### Fiberglass Handles with Cushion Grip

Product Code	Weight (ozs.)	Handle Length (Inches)	Overall Length (Inches)
20651	48	13	15 3/4

### Features

- Handles are durable and comfortable.
- Heavy duty construction for strength and durability.



## CLAW HAMMERS

### Fiberglass Handles with Cushion Grip

Product Code	Style	Weight (ozs.)	Handle Length (Inches)	Overall Length (Inches)
20402	Ripping Claw	16	10 3/4	13
20401	Curved Claw	20	10 3/4	13

### Features

- Handles are durable and comfortable.
- Heavy duty construction for strength and durability.

HAMMER, PUNCHES,  
CHISELS & PRYBARS

BALL PEIN/DRILLING CROSS PEIN/CLAW




## ERGO® CLAW HAMMER

Designed According to Bahco's Scientific 11-Step Ergonomic Design Program

Product code	Weight (ozs.)	Overall length (Inches)
529-16-L	16	13
529-16-XL	16	13
529-20-L	20	13
529-20-XL	20	13

### Features

- The ergo Claw Hammer is designed to make the job easier, more comfortable and less demanding for your muscles and joints.
- 16 oz. claw hammer for daily construction work developed according to the scientific ERGO® process.
- 20 oz. claw hammer for more heavy duty work developed according to the scientific ERGO® process.
- Two handle sizes for optimized comfort.
- The head and shaft consist of one piece which ensures the durability and strength of the hammer. The special shaft design minimizes vibrations to avoid injuries.
- The long and curvy rubber grip provides a variety of grip positions, like a two handed grip or a precision grip.
- The ERGO® hammer has an optimized balance which keeps the wrist in the best position to avoid muscle stress and give you an effective striking performance like no other hammer does.
- The extra strong claw has an improved curvature for very effective nail pulling with less strength needed. The wide groove design of the claw grips the nail at the body for easy nail pulling even when the head is missing.



529-16-L

HAMMER, PUNCHES, CHISELS & PRYBARS

CLAW/BRASS/SOFT FACE



## BRASS HAMMERS

Fiberglass Handles with Cushion Grip

Product code	Weight (ozs.)	Handle Length (Inches)	Overall length (Inches)	Face Diameter (Inches)
HSB-1.5A	1-½	10	12	1
HSB-2.6A	2-½	10	12	1-¼
HSB-3.8A	3-¾	10	12	1-½

### Features

- Ideal for applications which require non-sparking conditions.
- The flat surface brass head absorbs impact blows, reduces rebound and helps eliminate marred work surfaces.
- Non-slip cushion grip provides greater comfort and safety.



HSB-3.8AA



## 8 PIECE SOFT-FACE HAMMER BODY AND TIP SET

Fiberglass Handles with Cushion Grip

Product Code	Description
HSF-8SET	8 Piece Soft Face Hammer Body and Tip Set

### Contents Include:

Product Code	Weight Class	Head Length (Inches)	Handle Length (Inches)	Overall Length (Inches)	Head Diameter (Inches)
HSF-151A	16 oz.	1 ½	12 ½	14	1 ½

Product Code	Hardness	Tip Diameter (Inches)	Color
HSF-15S	Soft	1 ½	Brown
HSF-15M	Medium	1 ½	Red
HSF-15N	Medium Hard	1 ½	Cream
HSF-15H	Hard	1 ½	Black
HSF-15SS	Steel	1 ½	Steel
HSF-15B	Brass	1 ½	Brass

Plastic Storage Case

### Features

- Handles are durable and comfortable
- Heavy duty construction for strength and durability
- Six interchangeable heads meet a number of various applications, including non-marring and non-sparking applications with selected head surfaces



HSF-8SET







## SOFT-FACE AND SHOT FILLED SOFT-FACE HAMMER BODY

### Fiberglass Handles with Cushion Grip



HSF-151A

Product Code	Weight Class (ozs.)	Head Length (Inches)	Handle Length (Inches)	Overall Length (Inches)	Head Diameter (Inches)
HSF-202A **	40	4 1/8	10 3/4	13 1/2	2
HSF-100A	5	2	10 3/16	11 1/8	1
HSF-105A	8	2	10 3/16	11 1/8	1
HSF-150A	12	2 1/2	10 13/16	12 5/16	1 1/2
HSF-151A	16	1 1/2	12 1/2	14	1 1/2
HSF-155A	20	2 3/8	10 7/8	12 7/16	1 1/2
HSF-200A	20	2 1/2	11 5/8	13 1/2	2
HSF-205A	32	2 1/2	11 3/16	13 1/2	2
HSF-250A	32	3 1/4	12 1/2	14 3/4	2 1/2
HSF-255A	64	3 1/4	12 3/16	14 3/4	2 1/2
HSF-300A	56	3 3/4	12 7/8	14 3/4	3
HSF-305A	96	3 3/4	11 3/4	14 3/4	3

### Features

- \*\*Shot filled head reduces rebound for safety and transmits more force to the work
- Handles are durable and comfortable
- Heavy duty construction for strength and durability
- Use with Soft-Face hammer tips below. Match head diameter with tip diameter for proper fit.
- Tips are not included with hammer body
- 5/16 - 18 thread size



## SOFT-FACE HAMMER TIPS

### Heavy Duty

Product Code	Hardness	Tip Diameter (Inches)	Color
Brown: Working with soft composites, plastics and soft alloy metals. Replaces vinyl hammer.			
HSF-10S	Soft	1	Brown
HSF-15S	Soft	1 1/2	Brown
HSF-20S	Soft	2	Brown
HSF-25S	Soft	2 1/2	Brown
HSF-30S	Soft	3	Brown
Red: Working with soft composites, plastics and soft alloy metals. Replaces rawhide hammer.			
HSF-10M	Medium	1	Red
HSF-15M	Medium	1 1/2	Red
HSF-20M	Medium	2	Red
HSF-25M	Medium	2 1/2	Red
HSF-30M	Medium	3	Red
Cream: Working with soft composites, plastics and soft alloy metals. Replaces soft-metal hammer			
HSF-10N	Medium Hard	1	Cream
HSF-15N	Medium Hard	1 1/2	Cream
HSF-20N	Medium Hard	2	Cream
HSF-25N	Medium Hard	2 1/2	Cream
HSF-30N	Medium Hard	3	Cream
Black: Working with hard surface composites and other hard metals.			
HSF-10H	Hard	1	Black
HSF-15H	Hard	1 1/2	Black
HSF-20H	Hard	2	Black
HSF-25H	Hard	2 1/2	Black
HSF-30H	Hard	3	Black
Yellow: Working with hard surface composites and other hard metals, hardness is close to steel.			
HSF-10XH	Extra Hard	1	Yellow
HSF-15XH	Extra Hard	1 1/2	Yellow
HSF-20XH	Extra Hard	2	Yellow
HSF-25XH	Extra Hard	2 1/2	Yellow
HSF-30XH	Extra Hard	3	Yellow
Green: Working with soft composites, plastic and soft alloy metals. Replaces brass hammer			
HSF-10T	Tough	1	Green
HSF-15T	Tough	1 1/2	Green
HSF-20T	Tough	2	Green
HSF-25T	Tough	2 1/2	Green
HSF-30T	Tough	3	Green

### Features

- Heavy duty construction for strength and durability



HAMMER, PUNCHES, CHISELS & PRYBARS

SOFT FACE



## SLEDGE HAMMERS

### Wood Handle

Product Code	Weight (lbs.)	Handle Length (inches)	Overall length (Inches)	Face Diameter (Inches)
SH-2A	2	15	15	1 1/2
SH-4A	4	15	15	2
SH-6A	6	36	36	2 1/2
SH-8A	8	36	36	2 1/2
SH-10A	10	36	36	2 1/2
SH-12A	12	36	36	2 3/4
SH-16A	16	36	36	2 3/4

### Replacement Handle Service Kit

Product code	Description	Weight (ozs.)	Length (Inches)
SHHW-14A	Handle	14	15
SHHW-32A	Handle	24	36



### Features

- High carbon steel, heat treated and tempered head, with hickory handle



SH-8A



## SLEDGE HAMMERS

### Fiberglass Handle

Product Code	Weight Class (lbs.)	Handle Length (inches)	Overall length (Inches)	Face Diameter (Inches)
SHF-4SA **	4	14	14	1 1/4
SHF-8SA **	8	32	32	2
SHF-12SA **	12	32	32	2 1/4
SHF-2A	2	14	14	1 1/4
SHF-3A	3	14	14	1 1/2
SHF-4A	4	14	14	1 3/4
SHF-6A	6	32	32	2
SHF-8A	8	32	32	2 1/2
SHF-10A	10	16	16	2 1/2
SHF-10LA	10	32	32	2 1/2
SHF-12A	12	32	32	2 3/4
SHF-16A	16	24	24	2 3/4
SHF-16LA	16	32	32	2 3/4
SHF-20A	20	36	36	2 3/4

### Replacement Handle Service Kit

Product Code	Description	Weight (lbs)	Length (Inches)
SHHF-14A	Fiberglass	2 to 4	14
SHHF-16A	Fiberglass	6 to 8	16
SHHF-32A	Fiberglass	6 to 16	32
SHHF-36	Fiberglass	20	36



### Features

- \*\* Soft steel safety head is similar in hardness to brass
- \*\* Ideal replacement for Brass Head where non-sparking is not required
- Double faced head is hardened and tempered forged for maximum strength and durability.
- All kits include replacement handle, pre-measured bonding mix, mix container and instructions



SHF-4A



SHF-10LA



## DEAD BLOW SLEDGE HAMMERS WITH REPLACEMENT TIPS

Product Code	Weight (lbs)	Handle Length (Inches)	Overall length (Inches)	Face Diameter (Inches)
SHSFDB-8	8	29	32	2

Includes Two 4" Black Tips

### 4" Replacement Tip

Product code	Hardness	Color	Product code	Hardness	Color
SHSFDB-40S	Soft	Brown	SHSFDB-40N	Med/Hard	Cream
SHSFDB-40M	Medium	Red	SHSFDB-40H	Hard	Black
SHSFDB-40T	Tough	Green	SHSFDB-40XH	Extra hard	Yellow

### Features

- Shot loaded dead blow heads deliver the impact of a steel hammer with little or no rebound
- Oversized head and striking face minimizes miss hits, applying force with greater impact and repeatability
- Strong yet light weight handles provide 90% of the total hammer weight at the head
- 4" Non-marring removable tips can be replaced when worn



SHSFDB-8



SHSFDB-40H



SHSFDB-40M



SHSFDB-40N



SHSFDB-40S



SHSFDB-40T



SHSFDB-40XH

HAMMER, PUNCHES, CHISELS & PRYBARS

SLEDGE





## 27 PIECE PUNCH & CHISEL SET

Packed in a Pouch

Product Code	Description
PC-27	27 Piece Punch & Chisel Set

Contents Include:

Product Code	Description	Point Diameter (Inches)	Product Code	Description	Blade Width (Inches)
P-3	Pin Punch	3/32	C-8	Cold Chisel	1/4
P-4	Pin Punch	1/8	C-10	Cold Chisel	5/16
P-5	Pin Punch	5/32	C-12	Cold Chisel	3/8
P-6	Pin Punch	3/16	C-16	Cold Chisel	1/2
P-8	Pin Punch	1/4	C-20	Cold Chisel	5/8
P-10	Pin Punch	5/16	C-24	Cold Chisel	3/4
P-13	Solid Punch	3/32	C-28	Cold Chisel	7/8
P-14	Solid Punch	1/8	C-32	Cold Chisel	1
P-15	Solid Punch	5/32	C-36	Cold Chisel	1 1/8
P-16	Solid Punch	3/16			
P-17	Solid Punch	1/4	28449	Punch and Chisel Holder	7/8" Capacity
P-25	Long Taper Punch	5/32			
P-26	Long Taper Punch	3/16			
P-28	Long Taper Punch	1/4			
P-30	Prick Punch	-			
P-40	Center Punch	-			
P-42	Center Punch	-			

### Features

- Heavy duty construction for strength and durability.
- Includes punch and chisel holder for safety.



PC-27



## 17 PIECE PUNCH & CHISEL SET

Packed in a Pouch

Product Code	Description
PC-17	17 Piece Punch & Chisel Set

Contents Include:

Product Code	Description	Point Diameter (Inches)	Product Code	Description	Blade Width (Inches)
P-4	Pin Punch	1/8	C-10	Cold Chisel	5/16
P-6	Pin Punch	3/16	C-12	Cold Chisel	3/8
P-8	Pin Punch	1/4	C-16	Cold Chisel	1/2
P-14	Solid Punch	1/8	C-20	Cold Chisel	5/8
P-15	Solid Punch	5/32	C-24	Cold Chisel	3/4
P-16	Solid Punch	3/16	C-42	Cape Chisel	1/4
P-25	Long Taper Punch	5/32	C-62	Diamond Point Chisel	3/8
P-28	Long Taper Punch	1/4			
P-32	Prick Punch	-			
P-40	Center Punch	-			

### Features

- Heavy duty construction for strength and durability.



PC-17

HAMMER, PUNCHES, CHISELS & PRYBARS

SETS



## 8 PIECE PUNCH & CHISEL SET

### Packed in a Pouch

Product Code	Description
PC-8	8 Piece Punch & Chisel Set

### Contents Include:

Product Code	Description	Point Diameter (Inches)	Product Code	Description	Blade Width (Inches)
P-4	Pin Punch	1/8	C-10	Cold Chisel	5/16
P-6	Pin Punch	3/16	C-16	Cold Chisel	1/2
P-8	Pin Punch	1/4	C-24	Cold Chisel	3/4
P-15	Solid Punch	5/32			
P-40	Center Punch	-			

### Features

- Heavy duty construction for strength and durability.



PC-8

HAMMER, PUNCHES, CHISELS & PRYBARS

SETS



## 8 PIECE CHISEL SET

### Packed in a Pouch

Product Code	Description
CS-8	8 Piece Chisel Set

### Contents Include:

Product Code	Description	Blade Width (Inches)	Product Code	Description	Blade Width (Inches)
C-40	Cape Chisel	3/16	C-60	Diamond Point Chisel	1/4
C-42	Cape Chisel	1/4	C-62	Diamond Point Chisel	3/8
C-44	Cape Chisel	5/16	C-72	Round Nose Chisel	1/4
C-46	Cape Chisel	3/8	C-74	Round Nose Chisel	3/8

### Features

- Heavy duty construction for strength and durability.



CS-8



## 9 PIECE COLD CHISEL SET

### Packed in a Pouch

Product Code	Description
CS-9	9 Piece Cold Chisel Set

### Contents Include:

Product Code	Description	Blade Width (Inches)	Product Code	Description	Blade Width (Inches)
C-8	Cold Chisel	1/4	C-24	Cold Chisel	3/4
C-10	Cold Chisel	5/16	C-28	Cold Chisel	7/8
C-12	Cold Chisel	3/8	C-32	Cold Chisel	1
C-16	Cold Chisel	1/2	C-36	Cold Chisel	1 1/8
C-20	Cold Chisel	5/8			

### Features

- Heavy duty construction for strength and durability.



CS-9







PS-17



## 17 PIECE PUNCH SET

Packed in a Pouch

Product Code	Description
PS-17	17 Piece Punch Set

### Contents Include:

Product Code	Description	Tip Diameter (Inches)	Product Code	Description	Tip Diameter (Inches)
P-3	Pin Punch	3/32	P-16	Solid Punch	3/16
P-4	Pin Punch	1/8	P-17	Solid Punch	1/4
P-5	Pin Punch	5/32	P-25	Long Taper Punch	5/32
P-6	Pin Punch	3/16	P-26	Long Taper Punch	3/16
P-8	Pin Punch	1/4	P-28	Long Taper Punch	1/4
P-10	Pin Punch	5/16	P-30	Prick Punch	-
P-13	Solid Punch	3/32	P-40	Center Punch	-
P-14	Solid Punch	1/8	P-42	Center Punch	-
P-15	Solid Punch	5/32			

### Features

- Heavy duty construction for strength and durability.



PS-4



## 4 PIECE CENTER PUNCH SET

Packed in a Pouch

Product Code	Description
PS-4	4 Piece Center Punch Set

### Contents Include:

Product Code	Description	Stock Diameter (Inches)	Product Code	Description	Stock Diameter (Inches)
P-38	Center Punch	1/4	P-40	Center Punch	3/8
P-39	Center Punch	5/16	P-42	Center Punch	1/2

### Features

- Heavy duty construction for strength and durability.



PS-12



## 12 PIECE PILOT PUNCH SET

Packed in a Pouch

Product Code	Description
PS-12	12 Piece Pilot Punch Set

### Contents Include:

Product Code	Point Diameter	Product Code	Point Diameter
P-51	1/16	P-57	7/32
P-52	5/64	P-58	1/4
P-53	3/32	P-59	5/16
P-54	1/8	P-60	3/8
P-55	5/32	P-61	7/16
P-56	3/16	P-62	1/2

### Features

- Designed to apply equal pressure to the end of a pin driving it straight through the hole.
- The ball on the center of the point end assures proper contact with the pin eliminating damage to the pin or hole wall.



HAMMER, PUNCHES,  
CHISELS & PRYBARS

SETS/PUNCHES



### 8 PIECE PILOT PUNCH SET

Packed in a Pouch

Product Code	Description
PS-8	8 Piece Pilot Punch Set

Contents Include:

Product Code	Point Diameter	Product Code	Point Diameter
P-51	1/16	P-55	5/32
P-52	5/64	P-56	3/16
P-53	3/32	P-57	7/32
P-54	1/8	P-58	1/4

**Features**

- Designed to apply equal pressure to the end of a pin driving it straight through the hole.
- The ball on the center of the point end assures proper contact with the pin eliminating damage to the pin or hole wall.



PS-8



### 3 PIECE BRASS DRIFT PUNCH SET

Packed in a Pouch

Product Code	Description
PS-3	3 Piece Brass Drift Punch Set

Contents Include:

Product Code	Point Diameter
P-63	3/8
P-64	1/2
P-65	3/4



**Features**

- For aligning unhardened steel or aluminum



PS-3



### PUNCH AND CHISEL HOLDER

Comfort Grip Handle

Product Code	Description
28449	7/8

**Features**

- Holds chisel and punch securely
- Protect user from hand injury



28449



### COLD CHISELS

Heavy Duty Industrial Grade

Product Code	Stock Size	Blade Width (Inches)	Length (Inches)
C-8	1/4	1/4	5
C-10	1/4	5/16	5
C-12	5/16	3/8	5 1/2
C-15	3/8	7/16	6
C-16	7/16	1/2	6
C-20	1/2	5/8	6 1/2
C-24	5/8	3/4	7
C-28	3/4	7/8	7 1/2
C-32	7/8	1	8
C-36	7/8	1 1/8	8

**Features**

- The most commonly used chisels in the chisel line.
- For cutting, shaping and removing metal softer than the cutting edge of the chisel.



C-16





3654BMS/7



3734BMS/7



3739H



3750H



3736MH



## 7 PIECE SOFT GRIP PUNCH AND CHISEL SET

### Soft Grip

Product Code	Description
3654BMS/7	7 Piece Soft Grip Punch and Chisel Set

#### Contents Include:

Product Code	Description	Point Diameter	Product Code	Description	Point Diameter
3734BM-2	Pin Punch	1/16"	3654BM-15	Chisels	5/8"
3734BM-4	Pin Punch	1/8"	3654BM-20	Chisels	3/4"
3734BM-5	Pin Punch	3/16"	3755BM-6	Center	1/4"
3734BM-6	Pin Punch	1/4"			



## 7 PIECE SOFT GRIP PIN PUNCH SET

### Soft Grip

Product Code	Description
3734BMS/7	7 Piece Soft Grip Pin Punch Set

#### Contents Include:

Product Code	Description	Point Diameter	Product Code	Description	Point Diameter
3734BM-2	Pin Punch	1/16"	3734BM-6	Pin Punch	1/4"
3734BM-3	Pin Punch	1/8"	3734BM-8	Pin Punch	5/16"
3734BM-4	Pin Punch	3/16"	3734BM-10	Pin Punch	3/8"
3734BM-5	Pin Punch	1/2"			

#### Features

- Soft grip handle provides a powerful grip, is more comfortable in cold work environments and reduces strike vibration
- Spheroidal striking area controls mushrooming to help reduce chipping and splitting
- Cutting edges on chisels are hand ground to consistently produce a quality edge
- Black oxide coated
- Manufactured from special alloy steel that is differentially heat treated to increase durability



## POINTED CHISELS

### Safety impact head

Product Code	Length (Inches)
3739H-250	10
3739H-300	12
3739H-400	15 1/2

#### Features

- Safety impact head with plastic hand protection



## SLITTING CHISEL

### Safety impact head

Product Code	Length (Inches)
3750H	10

#### Features

- Safety impact head with plastic hand protection



## MASON'S CHISEL

### Safety impact head

Product Code	Length (Inches)	Tip Width (Inches)
3736MH-250	10"	1"
3736MH-300	12	1"
3736MH-400	15 1/2	1"

#### Features

- Safety impact head with plastic hand protection

HAMMER, PUNCHES, CHISELS & PRYBARS

PUNCHES/CHISELS



## EXTRA-LONG COLD CHISELS

### Heavy Duty Industrial Grade

Product Code	Stock Size	Blade Width (Inches)	Length (Inches)
C-120	1/2	5/8	12
C-124	5/8	3/4	12
C-125	5/8	3/4	14
C-126	5/8	3/4	18
C-132	3/4	1	12
C-133	3/4	1	18

#### Features

- Designed for cutting, shaping and removing metal softer than the cutting edge of the chisel.



## RIVET-BUSTER CHISEL

### Heavy Duty Industrial Grade

Product Code	Stock Size	Blade Width (Inches)	Length (Inches)
C-422	5/8	3/4	12

#### Features

- Designed for shearing bolt heads and rivets.



## CAPE CHISELS

### Heavy Duty Industrial Grade

Product Code	Stock Size	Blade Width (Inches)	Length (Inches)
C-40	3/8	3/16	5 5/8
C-42	3/8	1/4	5 5/8
C-44	1/2	5/16	6 1/4
C-46	5/8	3/8	7

#### Features

- Designed for cutting or grooving keyholes or slots.



## DIAMOND POINT CHISELS

### Heavy Duty Industrial Grade

Product Code	Stock Size	Square Cut	Length (Inches)
C-60	3/8	1/4	5 3/4
C-62	5/8	3/8	7

#### Features

- Designed for making a V-groove in metal and to clean out inside corners.



## ROUND NOSE CHISELS

### Heavy Duty Industrial Grade

Product Code	Stock Size	Blade Width (Inches)	Length (Inches)
C-72	3/8	1/4	5 3/4
C-73	1/2	5/16	6 1/4
C-74	5/8	3/8	7
C-75	3/4	1/2	8

#### Features

- Designed for cutting or grooving keyholes or slots.







P-57



P-6



P-16



## PILOT PUNCHES

### Heavy Duty Industrial Grade

Product Code	Stock Size	Point Diameter	Length (Inches)
P-51	1/4	1/16	2 3/4
P-52	1/4	3/64	3 1/4
P-53	1/4	3/32	3 1/2
P-54	1/4	1/8	4
P-55	1/4	5/32	4 1/2
P-56	3/8	3/16	4 1/2
P-57	3/8	7/32	5
P-58	7/16	1/4	5 1/2
P-59	7/16	5/16	6
P-60	1/2	3/8	6
P-61	5/8	7/16	6
P-62	3/4	1/2	6



### Features

- Designed to apply equal pressure to the end of a pin driving it straight through the hole.
- The ball on the center of the point end assures proper contact with the pin eliminating damage to the pin or hole wall.



## PIN PUNCHES

### Heavy Duty Industrial Grade

Product Code	Stock Size	Point Diameter	Length (Inches)
P-3	5/16	3/32	4 1/2
P-4	5/16	1/8	4 3/4
P-5	5/16	5/32	5
P-6	3/8	3/16	5 1/4
P-8	3/8	1/4	5 3/4
P-10	7/16	5/16	6



### Features

- For driving out and removing already loosened pins and keys after initial movement by a solid or starter punch.



## SOLID PUNCHES

### Heavy Duty Industrial Grade

Product Code	Stock Size	Point Diameter	Length (Inches)
P-12	3/8	1/16	5
P-13	3/8	3/32	5
P-14	3/8	1/8	5
P-15	3/8	5/32	5
P-16	3/8	3/16	5
P-18	3/8	7/32	5
P-17	3/8	1/4	5



### Features

- For loosening frozen or tight pins and keys or knocking out rivets.
- Also called starter punches because they are ideal for loosening frozen pins.

HAMMER, PUNCHES,  
CHISELS & PRYBARS

PILOT/PIN/SOLID



## LONG TAPER PUNCHES

### Heavy Duty Industrial Grade

Product Code	Stock Size	Point Diameter	Length (Inches)
P-24	3/16	1/8	8
P-25	3/8	5/32	9
P-26	1/2	3/16	10
P-28	5/8	1/4	12
P-28A	3/4	1/4	15
P-29	5/8	3/16	16
P-27	3/4	3/8	15



#### Features

- Designed for aligning the holes in metal pieces through which rivets, bolts, or screws will be inserted.
- Not intended for driving pins as punch may become stuck in work.
- Also called line-up aligning or drift punches.



P-28



## CENTER PUNCHES

### Heavy Duty Industrial Grade

Product Code	Stock Size	Blade Width (Inches)
P-38	1/4	4
P-39	5/16	4 1/2
P-40	3/8	5
P-42	1/2	6



#### Features

- Pierces or marks work by indentation for starting pilot drills in metal or other materials.



P-40



## PRICK PUNCHES

### Heavy Duty Industrial Grade

Product Code	Stock Size	Length (Inches)
P-30	3/8	5
P-32	1/2	6



#### Features

- For scribing lines into metal before cutting or riveting, and for punching starting holes for short metal screws.
- Point is more tapered than center punch.



P-30



## BRASS DRIFT PUNCHES

### Packed in a Pouch

Product Code	Body Size	Overall Length (Inches)
P-63	3/8	6
P-64	1/2	7
P-65	3/4	8



#### Features

- For aligning unhardened steel or aluminum



P-64





## 4 PIECE PINCH & ROLL BAR SET

### Heavy Duty Industrial Grade

Product Code	Description
PBS-7	4 Piece Pinch & Roll Bar Set

#### Contents Include:

Product Code	Description	Stock Diameter (Inches)
C-80A	Pinch Bar	3/4
C-82A	Pinch Bar	3/4
C-715	Roll Bar	1/2
C-718	Roll Bar	5/8

#### Features

- Heavy duty construction for strength and durability.



## PRYBARS - SCREWDRIVER TYPE

#### Contents Include:

Product Code	Size	Overall Length (Inches)	Product Code	Size	Overall Length (Inches)
C-807	3/8	12	C-836	5/8	36
C-812	3/8	17	C-842	5/8	42
C-818	1/2	25	C-844	7/8	44
C-824	1/2	31	C-858	3/4	58

Product Code	Description
C-803	3 Piece Prybar Set

#### Contents Include:

Product Code	Overall Length (Inches)
C-807	12
C-812	17
C-818	25

#### Features

- Blade is heat-treated the entire length.
- Handle is ergonomically designed to provide a more comfortable and secure grip
- Curved blade style gives extra leverage
- Capped end allows for striking without damage to handle



## LIGHTWEIGHT HANDLE PRYBARS

### Single Curved Tip


Product Code	Overall Length (Inches)	Product Code	Overall Length (Inches)
C-90	30	C-92	41 1/2
C-91	35 1/2	C-93	48 1/2

### Double End


Product code	Overall length (Inches)	Product code	Overall length (Inches)
C-100	33	C-102	44
C-101	38	C-103	50

#### Features

- Designed with drop forged hardened steel point & wedge ends
- Rust resistant black finish
- Prybar is chemically bonded to the fiberglass handle.
- Half the weight of steel prybars
- Handle resists heat & cold less flex than a steel bar
- Non-Conductive fiberglass provides insulation from electrical shock
- Used by:
  - Contractors & mechanics for construction & auto repair
  - Municipalities for safe prying, lifting & digging
  - Fire & Police - Forcible entry




PBS-7



C-824

C-803



C-90

C-100

HAMMER, PUNCHES,  
CHISELS & PRYBARS

PRYBARS



### LADYFOOT PRYBARS

Product Code	Stock Size	Overall Length (Inches)
C-612	1/2	12
C-616	5/8	16
C-621	3/4	21

#### Features

- Curved end ensures better leverage in small areas.
- Other end for aligning work.



### PINCH BARS

#### Heavy Duty Industrial Grade

Product Code	Overall Length (Inches)	Stock Size	Width of Flat (Inches)
C-80	14	1/2	5/8
C-82	16	5/8	3/4
C-82A	18	3/4	7/8
C-83	20	3/4	7/8
C-80A	24	3/4	7/8
C-84	30	7/8	1
C-85	38	3/4	7/8
C-86	42	7/8	1

#### Features

- Used for aligning, prying and positioning.



### ROLL BARS

#### Heavy Duty Industrial Grade

Product Code	Overall Length (Inches)	Stock Size
C-709	9	3/8
C-715	16	1/2
C-718	18	5/8

#### Features

- Aligning and prybar with long tapered body and 90° rolling head.



### 2 PIECE COMFORT GRIP PRYBAR SET

#### Bi-Mold Comfort Grip Handles

Product Code	Description
21661A	2 Piece Comfort Grip Prybar Set

#### Contents Include:

Size	Overall Length (Inches)
Small	8
Large	18

#### Features

- Bi-mold handles provide comfortable grip, reducing hand fatigue.
- Thumb stop on handle provides control during use.
- Fulcrum end provides extra prying power.



### NAIL PULLER/NAIL PUNCH

#### Nail Punch

Product Code	Description	Overall Length (Inches)
36	Nail Puller	9
SB-3732-2.5-1.25	Nail Punch	5

#### Features

- For fast easy removal of nails.
- Black Industrial Finish.
- Comfortable non-slip thermoplastic grip handle.
- Patented internal spring to keep the jaws open.
- Wide striking area.
- To be used with a claw hammer.



C-612



C-83



C-715



21661A



36



SB-3732-2.5-1.25







# PULLERS AND HYDRAULICS

The Williams range of pullers and extractors delivers solutions for a wide variety of industrial applications. Made of special steel with a galvanized finish, they allow the quick, easy, non-damaging removal of pulleys, gears, ball bearings, etc.

<b>Pullers Sets</b>	<b>502</b>
<b>Pullers</b>	<b>506</b>
<b>Cylinders</b>	<b>512</b>
<b>Pumps</b>	<b>525</b>
<b>Shop Press</b>	<b>537</b>
<b>Jacks</b>	<b>538</b>
<b>Spreaders</b>	<b>540</b>
<b>Maintenance Kits</b>	<b>541</b>
<b>Fittings</b>	<b>542</b>
<b>Couplers</b>	<b>543</b>



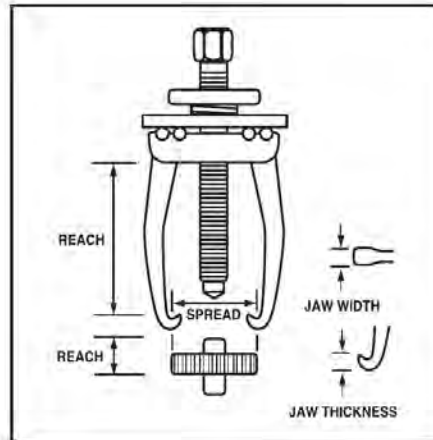
# The ABC's of Selecting the Right Puller

## A. What Type of Puller Do I Want to Use?

What would be the Combination that Works the Best?

**B. Determine the "Reach" and "Spread" Needed** - The puller's reach must equal or exceed the same distance on the part. The puller's spread is the width of the part.

**C. Estimate the Puller Tonnage** - Generally, if you already have the correct "reach and spread," you will usually have the proper tonnage. If in doubt, use the next larger size.



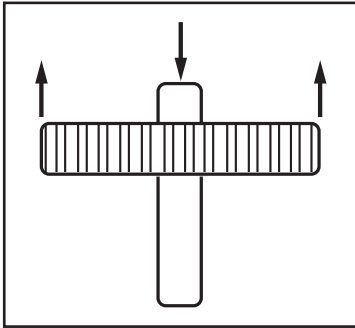
## Features and Benefits

- **Spring Tensioned and Self-locking Jaws** – Spring tension design holds jaws against object being pulled, then adjusting or locking nut is tightened, thus clamping the puller securely.
- **Interchangeability** – Different jaws can be used with yoke, thus allowing tremendous variety within the Williams' line.
- **Jaws** – Jaws are forged for maximum strength. Forging is a proven process to control dimensions and provide the basis for precise heat-treating.
- **Curved Jaw Design** – This allows for a secure grip, flush to the object being pulled.
- **Reversible Jaws** – Jaws can be reversed in a simple operation (no nuts and bolts) by pulling up on the locking plate.
- **Two-jaw Positions** – This feature helps avoid stresses created from wedging action to allow straighter pull. One set of jaws and one yoke actually provides capabilities of three pullers.
- **Pins are Forged as Part of the Jaw** – Allows easy interchange of jaws; no nuts or bolts that can be misplaced.
- **Part Numbers on Jaws** – Numbers are stamped on jaws for easy identification and reorder.
- **Parabolic curved anvil head** – A feature on the head of the pressure screw for occasional hammer blows to "persuade" frozen gears and pulleys. Designed to reduce mushrooming. Easily redressed with a hand file.
- **Hex Head on Screw** – This means that the pressure screw can be turned with a standard hex wrench or socket – no special tools needed.
- **Roller threads** – Pressure screws have rolled threads (fine [nf] on manual, course [nc] on hydraulic), instead of cut threads, making them stronger and more durable.
- **Replaceable Centering Point** – The centering point directs power to help prevent cocking of the puller. Also allows easy, almost friction-free, turning of the pressure screw. Generally, only the centering point, and not the whole screw, need replacing, saving your customer big dollars.
- **Yoke** – Yoke is forged and precisely heat-treated for maximum strength and maximum durability.
- **Slide Hammer or Pressure Screws** – Yoke is compatible with both slide hammer or pressure screw. It is also recommended that a lubrication compound (NEVER-SEEZ®) be used on the pressure screws.
- **Slide Hammer** – Many of our pullers can be assembled with a longer pressure screw to use slide hammer power. This fact is especially useful in removing blind hole bearings.

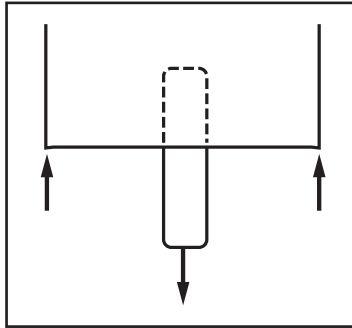
## General Rule to Choose Pullers

**Manual Pullers**- Pressure screw should be at least half the diameter of the shaft on the pulling/pushing job.

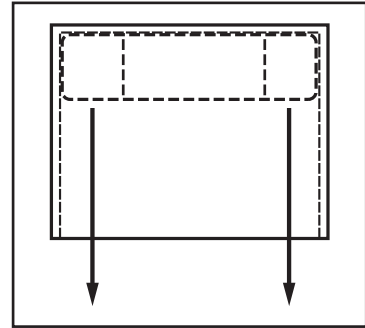
**Hydraulic Pullers**-Maximum tonnage capacity (tons) should be 8 to 10 times the diameter (in inches) of the shaft to be pulled or pushed.



Removing a Gear, Bearing, Pulley, or Other Component from a Shaft



Pulling a Shaft Out of a Housing or Bore



Removing a Bearing or Bushing from a Blind Hole

## Tools to Use

- **Jaw-Type Puller** - 2- or 3-jaw style, with 3-jaw being the best choice. Manual or hydraulic with outside jaw positions.
- **Push-Pull Puller** - Use male or female adaptors to thread into tapped holes on components.
- **Slide Hammer Puller** - Use on light-duty applications. For use with attachments.
- **Bar-Type Puller with Bearing Separator** - Bar type with side rods threaded into bearing separator provides “knife edge” to get behind component or when there is not a good gripping edge.

## Tools to Use

- **Push-Pull Puller** - Use male or female adaptors.
- **Bar-Type Puller with Bearing Separator** - Use when housing lacks sufficient surface for puller side rods to bear against.
- **Slide Hammer Puller** - Use on light-duty applications. For use with attachments.
- **Slide Hammer Puller** - Use with male or female adaptors. See page 333 for a full listing of compatible adaptors.

## Tools to Use

- **Jaw-Type Puller** - For inside jaw positions (inside pulls), a manual or hydraulic jaw-type puller can be used with pressure screw or slide hammer variations.
- **Expanded Collet Puller** - The inside diameter should range between 1/4" and 7". Pulling can be done with bridge, bar-type yokes, or slide hammers.
- **Bearing Adaptors with Slide Hammer Puller** - Slide Hammer should be used in this application.
- **Bar-Type Puller with Bearing Separator** - Bar type with side rods threaded into bearing separator provides “knife edge” to get behind components or when there is not a good gripping edge.

## Warning



## WARNING

- Pullers and parts under stress can break. Wear safety goggles while using pullers. Screen the puller from yourself and bystanders. Use the largest size puller possible to do the job. Use a three jaw puller where possible. Inspect puller; do not use puller with worn or damaged parts. Make sure puller is fully engaged and squarely seated. Broken parts can cause injury.
- Heating puller jaws can change their strength. Do not heat jaws of puller. Weakened jaws can break and cause injury.
- Hammering on puller jaws can cause damage. Hammer only on curved head of pressure screw. Broken parts can cause injury.
- Hand can get caught between slide hammer and hammer stop. Keep hand away from front and rear of slide hammer. Hand injury can be caused by slide hammer.
- Damaged or loose hydraulic lines can leak or burst. Inspect hoses; do not use hoses with cuts, splits, or cracks. Tighten hydraulic connections. Hydraulic leak can cause injury.
- Be sure that pressure screw threads are cleaned and well lubricated when using impact tools on pullers.
- Always use protective tip or removable point to prevent pressure screw from mushrooming or splitting.
- Always maintain a proper fluid level in hydraulic pump.
- Always use a pressure gauge with hydraulic pullers.
- Never keep pressure on a hydraulic ram. When job is finished, immediately release ram pressure.
- Use blind hole bearing pullers rather than torches, chisels, screwdrivers, hammers, prybars, etc. A blind hole puller provides 360° of steady, even pulling power.



## MASTER COMBINATION GEAR PULLER SET

2 and 3 Jaw, 10 & 12-1/2 Ton Capacity, Pressure Screw and Slide Hammer

Product Code	Maximum Capacity (Tons)	Maximum Reach (Inches)
87079	12 1/2	8 3/4

### Contents Include:

Description	Capacity (Tons)	Maximum Reach (Inches)	Pressure Screw Size (Inches)
Plastic Case	-	-	-
Handle Bar	-	-	-
Slide Hammer Screw	10	-	3/4 - 16 x 23 3/8
3 1/2 Lb. Slide Hammer	-	-	-
Long Pressure Screw	10	8 3/4	3/4 - 16 x 12 1/8
Short Pressure Screw	10	5 1/2	3/4 - 16 x 9 3/16
Special Grip Jaw	12 1/2	5 1/2	-
Jaw	12 1/2	8 3/4	-
2 Jaw Yoke	10	-	-
2 Jaw Yoke Plate	-	-	-
Spring	-	-	-
Adjusting Nut	-	-	-
3 Jaw Yoke	12 1/2	-	-
3 Jaw Yoke Plate	-	-	-
Removable Point	-	-	-
Flat Removable Point	-	-	-
Jaw	12 1/2	5 1/2	-

### Features

- Ideal for heavy-duty use.
- Plastic case keeps all components organized and helps prevent loss.
- Makes a variety of 2 and 3-jaw pressure screw and slide hammer pullers.
- Pulls gears up to 10" diameter.



87079



## HEAVY DUTY GEAR PULLER SET

2 and 3 Jaw, 10 & 12-1/2 Ton Capacity, Pressure Screw

Product Code	Maximum Capacity (Tons)	Maximum Reach (Inches)
87021	12 1/2	8 3/4

### Contents Include:

Description	Capacity (Tons)	Maximum Reach (Inches)	Pressure Screw Size (Inches)
2 Jaw Puller With Long Reach Jaws	10	8 3/4	3/4 - 16 x 12 - 1/8
3 Jaw, Long Reach	12 1/2	8 3/4	-
3 Jaws, Short Reach	12 1/2	5 1/2	-
Yoke - 3 Jaw	-	-	-
Locking Plate - 3 Jaw	-	-	-
Metal Box	-	-	-

### Features

- Components assemble to form 8 different pullers.
- Pulls gears up to 8" diameter.



87021







87020



## MEDIUM DUTY COMBINATION GEAR PULLER SET

2 and 3 Jaw, 6 & 7-1/2 Ton Capacity, Pressure Screw and Slide Hammer

Product Code	Maximum Capacity (Tons)	Maximum Reach (Inches)
87020	7 1/2	6

### Contents Include:

Description	Capacity (Tons)	Maximum Reach (Inches)	Pressure Screw Size (Inches)
3 Jaw Puller With Long Reach Jaws	6	6	5/8 - 18 x 6 7/8
3 Jaws, Short Reach	7 1/2	3	-
Yoke - 2 Jaw	6	-	-
2 1/8 Lb. Slide Hammer	-	-	-
Slide Hammer Screw	-	-	5/8 - 18 x 18 1/16
Pulling Plate	-	-	-
Metal Tool Box 19" X 5 7/8" X 2 1/2"	-	-	-

### Features

- Components assemble to form 6 different pullers.
- Pulls gears up to 8" diameter.



87019



## LIGHT DUTY COMBINATION GEAR PULLER SET

3-Jaw, 2-1/2 Ton Capacity, Pressure Screw and Slide Hammer

Product Code	Maximum Capacity (Tons)	Maximum Reach (Inches)
87019	2 1/2	8 3/4

### Contents Include:

Description	Capacity (Tons)	Maximum Reach (Inches)	Pressure Screw Size (Inches)
3 Jaw Puller With Short Reach Jaws	2 1/2	2 1/2	3/8 - 16 x 6 1/16
3 Jaws, Long Reach	2 1/2	3 1/2	-
1 1/16 Lb. Slide Hammer	-	-	-
Slide Hammer Screw	-	-	3/8 - 16 x 12 5/8
Metal Tool Box 12" X 4 1/2" X 2"	-	-	-

### Features

- Components assemble to form 8 different pullers.
- Pulls gears up to 3" diameter.



87016



87018



## SLIDE HAMMER SETS

Product Code	Slide Hammer Weight (Lbs.)	Slide Screw Size (Inches)
87016	1 1/16	3/8 - 16 x 12 5/8
87017	2 1/8	5/8 - 18 x 18 1/16
87018	3 1/2	3/4 - 16 x 23 3/8

### Features

- Converts pressure-screw type pullers to slide hammer use.
- Pressure screw is removed and slide screw assembly is inserted.
- Sliding hammer "shocking" action loosens and helps remove gears and bearings.



PULLERS & INDUSTRIAL HYDRAULICS

SETS



## 2 TON CAPACITY GRAB'N GO PULLER SET

### Short and Long 2-Jaw Puller Set

Product Code	Description
87081	2 Ton Capacity 2 Jaw Grab'n Go Puller Set

#### Components:

Jaw Length	Number of Jaws	Capacity (Tons)	Maximum Reach (Inches)	Inside Spread (Inches)	Outside Spread (Inches)
Short Jaws	2	2	2 1/2	7/8 - 3 1/4	3
Long Jaws	2	2	3 1/2	7/8 - 3 3/4	4

Pressure screw size: 3/8" -16 x 6 1/16"



#### Features

- Clear plastic storage tube keeps components together.
- Totally portable - Ideal for use in the shop or at the job site.
- Components assemble to form 4 different pullers:
  - Short 2-jaw external puller
  - Short 2-jaw internal puller
  - Long 2-jaw external puller
  - Long 2-jaw internal puller



87081



## 2-1/2 TON CAPACITY GRAB'N GO PULLER SET

### Short and Long 3-Jaw Puller Set

Product Code	Description
87082	2 1/2 Ton Capacity 3 Jaw Grab'n Go Puller Set

#### Components:

Jaw Length	Number of Jaws	Capacity (Tons)	Maximum Reach (Inches)	Inside Spread (Inches)	Outside Spread (Inches)
Short Jaws	3	2 1/2	2 1/2	7/8 - 3 1/4	3
Long Jaws	3	2 1/2	3 1/2	7/8 - 3 3/4	4

Pressure screw size: 3/8" -16 x 6 1/16"



#### Features

- Clear plastic storage tube keeps components together.
- Totally portable - Ideal for use in the shop or at the job site.
- Components assemble to form 4 different pullers:
  - Short 3-jaw external puller
  - Short 3-jaw internal puller
  - Long 3-jaw external puller
  - Long 3-jaw internal puller



87082



## 4-1/2 & 6 TON CAPACITY GRAB'N GO PULLER SET

### Short and Long 2-Jaw Puller Set

Product Code	Description
87083	4 1/2 & 6 Ton Capacity 2 Jaw Grab'n Go Puller Set

#### Components:

Jaw Length	Number of Jaws	Capacity (Tons)	Maximum Reach (Inches)	Inside Spread (Inches)	Outside Spread (Inches)
Short Jaws	2	6	3	1 1/2 - 3 1/2	4 1/2
Long Jaws	2	4 1/2	6	3/4 - 8	NA

Pressure screw size: 5/8" -18 x 6 7/8"



#### Features

- Clear plastic storage tube keeps components together.
- Totally portable - Ideal for use in the shop or at the job site.
- Components assemble to form 3 different pullers:
  - Short 2-jaw external puller
  - Short 2-jaw internal puller
  - Long 2-jaw internal puller (NOTE: long jaws are designed for internal pulling only)



87083





87084



## 6 & 7-1/2 TON CAPACITY GRAB'N GO PULLER SET

### Short and Long 3-Jaw Puller Set

Product Code	Description
87084	6 & 7 1/2 Ton Capacity 3 Jaw Grab'n Go Puller Set

#### Components:

Jaw Length	Number of Jaws	Capacity (Tons)	Maximum Reach (Inches)	Inside Spread (Inches)	Outside Spread (Inches)
Short Jaws	3	7 1/2	3	1 1/2 - 3 1/2	4 1/2
Long Jaws	3	6	6	3/4 - 8	NA

Pressure screw size: 5/8" - 18 x 6 7/8"



#### Features

- Clear plastic storage tube keeps components together.
- Totally portable - Ideal for use in the shop or at the job site.
- Components assemble to form 3 different pullers:
  - Short 3-jaw external puller
  - Short 3-jaw internal puller
  - Long 3-jaw internal puller (NOTE: long jaws are designed for internal pulling only)



## BLIND HOLE BEARING PULLER SETS



87033

Product Code	Description	Range Size (Inches)
87033	Basic Blind Hole Puller Set	7/16 - 1

#### Set Includes:

Expander Rod	
7/16" Collet	7/8" Collet
1/2" Collet	1" Collet
5/8" Collet	2 1/8" Pound Slide Hammer & Screw
3/4" Collet	Crossbar

Product Code	Description	Range Size (Inches)
87034	Blind Hole Expansion Set	1/4 - 7/16

#### Set Includes:

Expander Rod	
1/4" Collet	3/8" Collet
5/16" Collet	7/16" Collet



#### Features

- These special pullers will pull blind hole bearings, bushings and sleeves with inside diameters ranging from 1/4" where regular pullers won't reach
- The operation is simple. After the special collet is inserted through the bearing or sleeve, a matched expanding rod is threaded into the collet and secured.
- Pulling is done with slide hammers.



## TWO JAW PRESSURE-SCREW PULLERS

### 2 to 20 Ton Capacity

Product Code	Capacity (Tons)	Maximum Reach (Inches)	Inside Spread (Inches)	Outside Spread (Inches)	Pressure Screw Size (Inches)	Jaw Thickness (Inches)	Jaw Width (Inches)
87001	2	2 1/2	3 1/4	3	3/8 x 5 1/16	3/16	3/8
87002	2	3 1/2	3 3/4	4	3/8 x 6 1/16	3/16	3/8
87005	6	3	3 1/2	4 1/2	5/8 x 6 7/8	1/4	3/4
87008	10	5 1/2	7 1/2	8 1/2	3/4 x 9 13/16	1/4	15/16
87009	10	8 3/4	8	10	3/4 x 12 1/8	1/4	15/16
87012	10	15	11 1/2	13 3/4	3/4 x 18 15/16	3/8	1
87014	20	9 1/2	10	12	1 x 15	7/16	1 1/4
87015	20	14 3/8	13	16	1 x 19	9/16	1 1/4

### Features

- Convertible from external to internal pull - each item makes 2 pullers.
- Self-locking jaws hold puller in place for one-hand operation.
- Interchangeable parts allow tremendous variety of applications.
- Jaws are forged for maximum strength and durability.
- All pullers are easily assembled without the use of other tools.
- Curved anvil heads on the pressure screw allow use of hammer to "shock" frozen gears and pulleys.
- Pullers are compatible with slide hammer sets 87016, 87017, and 87018, simply match the correct pressure screw size.



2-jaw



## THREE JAW PRESSURE-SCREW PULLERS

### 2-1/2 to 12-1/2 Ton Capacity

Product Code	Capacity (Tons)	Maximum Reach (Inches)	Inside Spread (Inches)	Outside Spread (Inches)	Pressure Screw Size (Inches)	Jaw Thickness (Inches)	Jaw Width (Inches)
87003	2 1/2	2 1/2	3 1/4	3	3/8 x 5 1/16	3/16	3/8
87004	2 1/2	3 1/2	3 3/4	4	3/8 x 6 1/16	3/16	3/8
87006	6	6	8	NR	5/8 x 6 7/8	7/32	5/16
87007	7 1/2	3	3 1/2	4 1/2	5/8 x 6 7/8	1/4	3/4
87010	12 1/2	5 1/2	7 1/2	8 1/2	3/4 x 9 13/16	1/4	15/16
87011	12 1/2	8 3/4	8	10	3/4 x 12 1/8	1/4	15/16
87013	12 1/2	15	11 1/2	13 3/4	3/4 x 18 15/16	3/8	1

### Features

- NR = Not Recommended, Designed as an inside pull only.
- Convertible from external to internal pull - all except 87006 make 2 pullers.
- Self-locking jaws hold puller in place for one-hand operation.
- Interchangeable parts allow tremendous variety of applications.
- Jaws are forged for maximum strength and durability.
- All pullers are easily assembled without the use of other tools.
- Curved anvil heads on the pressure screw allow use of hammer to "shock" frozen gears and pulleys.
- Pullers are compatible with slide hammer sets 87016, 87017, and 87018, simply match the correct pressure screw size.



3-jaw







**COMBINATION 2 / 3 JAW PRESSURE-SCREW PULLERS**

**20 Ton Capacity**

Product Code	Capacity (Tons)	Maximum Reach (Inches)	Inside Spread (Inches)	Outside Spread (Inches)	Pressure Screw Size (Inches)	Jaw Thickness (Inches)	Jaw Width (Inches)
87045	20	9 1/2	10	12	1 x 15	7/16	1 1/4

**Features**

- Similar in appearance to 3-jaw puller, with unique design that enables use as a 2-jaw or 3-jaw puller.
- Includes 3 jaws.



87045

PULLERS & INDUSTRIAL HYDRAULICS

PULLERS



## 2 JAW HYDRAULIC PULLERS

Product Code	Description	Capacity (Tons)	Number of Jaws	Maximum Reach (Inches)	Inside Spread (Inches)	Outside Spread (Inches)	Pressure Screw Size (Inches)	Jaw Thickness (Inches)	Jaw Width (Inches)
87046	6 Ton, 2 Jaw	6	2	3	3 1/2	4 1/2	1 1/8 x 20 1/2	1/4	3/4
87047	10 Ton, 2 Jaw	10	2	8 3/4	8	10 1/2	3/4 x 16 1/4	1/4	15/16
87048	10 Ton, 2 Jaw	10	2	15	11 1/2	13 3/8	3/4 x 23 3/8	3/8	1



87047



## COMBINATION 2/3 JAW HYDRAULIC PULLERS

Product Code	Description	Capacity (Tons)	Number of Jaws	Maximum Reach (Inches)	Inside Spread (Inches)	Outside Spread (Inches)	Pressure Screw Size (Inches)	Jaw Thickness (Inches)	Jaw Width (Inches)
87049	20 Ton, 2/3 Jaw	20	2/3	9 1/2	NR	13	1 1/8 x 20 1/2	7/16	1 1/4
87050	20 Ton, 2/3 Jaw	20	2/3	14	NR	15	1 1/8 x 20 1/2	9/16	1 1/4
87052	20 Ton, 2/3 Jaw	20	2/3	19	NR	20	1 1/8 x 20 1/2	1 1/8	1 1/2
87054	50 Ton, 2 Jaw	50	2/3	28	NR	44	1 5/8 x 30	1 7/16	2

NR = Not Recommended, Designed as an outside puller only.

### Features

- Ideal for the most rugged industrial applications.
- Hydraulic power increases versatility of the puller.
- Reduces effort and increases pulling safety.



87050



87054





## TIGHT-GRIP STUD REMOVER / INSTALLER SET

Remove and Install Coarse and Fine Thread Studs from 1/4" through 5/8" Diameter



Product Code	Description
87032	15 Piece Stud Remover / Installer Set

### Contents Include:

Product Code	Description	Stud Size (Inches)
87035	Stud Remover / Installer Housing	
87055	Collet 1/4-20	1/4 - 20
87056	Collet 1/4-28	1/4 - 28
87057	Collet 5/16-18	5/16 - 18
87058	Collet 5/16-24	5/16 - 24
87059	Collet 3/8-16	3/8 - 16
87060	Collet 3/8-24	3/8 - 24
87061	Collet 7/16-14	7/16 - 14
87062	Collet 7/16-20	7/16 - 20
87063	Collet 1/2-13	1/2 - 13
87064	Collet 1/2-20	1/2 - 20
87065	Collet 9/16-12	9/16 - 12
87066	Collet 9/16-18	9/16 - 18
87067	Collet 5/8-11	5/8 - 11
87068	Collet 5/8-18	5/8 - 18

### Features

- Remove studs without damaging the threads.
- Collet is placed in housing and threaded over stud. Draw bolt is then used to clamp tool onto stud for secure removal or installation.
- Studs may be reused.
- Ideal for working in confined areas.
- Works even if only a few threads are exposed.



## TIGHT-GRIP PIPE NIPPLE REMOVER & INSTALLER KITS

Remove and Install Pipe Nipples Without Thread Damage



Product Code	Description
87025	Pipe Nipple Remover / Installer Kit for 1/8", 1/4", and 3/8" NPT Pipe Nipples

### 87025 Includes:

87035	Stud Remover / Installer Housing
87036	Collet, 1/8" NPT
87037	Collet, 1/4" NPT
87038	Collet, 3/8" NPT

Product Code	Description
87026	Pipe Nipple Remover / Installer Kit for 1/2" and 3/4" NPT Pipe Nipples

### 87026 Includes:

87039	Stud Remover / Installer Housing
87040	Collet, 1/2" NPT
87041	Collet, 3/4" NPT

Product Code	Description
87027	Pipe Nipple Remover / Installer Kit for 1" and 1 1/4" NPT Pipe Nipples

### 87027 Includes:

87042	Stud Remover / Installer Housing
87043	Collet, 1" NPT
87044	Collet, 1 1/4" NPT

### Features

- Remove pipe nipples and other lengths of pipe without damaging pipe threads.
- Collet is placed in housing and threaded over pipe. Draw bolt is then used to clamp tool onto nipple for secure removal or installation.
- Nipples and other lengths of pipe may be reused.
- Essential when working with decorative brass, bronze, and stainless piping.
- Ideal for working in confined areas.





### INDIVIDUAL TIGHT-GRIP STUD REMOVER / INSTALLERS

Product Code	Description (Stud Size)	Size (Inches)	Uses Housing Number (Below)
87055	Collet 1/4-20	1/4 - 20	87035
87056	Collet 1/4-28	1/4 - 28	87035
87057	Collet 5/16-18	5/16 - 18	87035
87058	Collet 5/16-24	5-16 - 24	87035
87059	Collet 3/8-16	3/8 - 16	87035
87060	Collet 3/8-24	3/8 - 24	87035
87061	Collet 7/16-14	7/16 - 14	87035
87062	Collet 7/16-20	7/16 - 20	87035
87063	Collet 1/2-13	1/2 - 13	87035
87064	Collet 1/2-20	1/2 - 20	87035
87065	Collet 9/16-12	9/16 - 12	87035
87066	Collet 9/16-18	9/16 - 18	87035
87067	Collet 5/8-11	5/8 - 11	87035
87068	Collet 5/8-18	5/8 - 18	87035
87069	Collet 3/4-10	3/4 - 10	87039
87070	Collet 7/8-9	7/8 - 9	87039
87071	Collet 1-8	1 - 8	87039



87036



### INDIVIDUAL TIGHT-GRIP PIPE NIPPLE REMOVER / INSTALLERS

Product Code	Description (Stud Size)	Size (Inches)	Uses Housing Number (Below)
87036	Collet 1/8 NPT	1/8 NPT	87035
87037	Collet 1/4 NPT	1/4 NPT	87035
87038	Collet 3/8 NPT	3/8 NPT	87035
87040	Collet 1/2 NPT	1/2 NPT	87039
87041	Collet 3/4 NPT	3/4 NPT	87039
87043	Collet 1 NPT	1 NPT	87042
87044	Collet 1 1/4 NPT	1 1/4 NPT	87042



87035



### HOUSINGS

Product Code	Description
87035	Use with collets above for stud sizes 1/4" through 5/8" and pipe nipple sizes 1/8" through 3/8" NPT
87039	Use with collets above for stud sizes 3/4" through 1" and pipe nipple sizes 1/2" and 3/4" NPT
87042	Use with collets above for pipe nipple sizes 1" and 1 1/4" NPT

### Features

- The most ingenious stud and pipe nipple pullers available. Unique two-piece system can be used to remove stubborn studs and nipples, as well as install new ones without damaging the threads. Tapered collets thread onto stud, even if only a few threads are exposed. Tightening the housing bolt draws the collet into the housing and clamps the collet onto the stud. Doesn't damage threads. Larger sizes are available as a special order.
- NOTE: Avoid bottoming or shouldering studs to avoid shearing or damaging stud or workpiece.



87035

PULLERS & INDUSTRIAL HYDRAULICS

STUD & NIPPLE REMOVER/INSTALLER KITS







87031

**WILLIAMS**

## PULLING PLATE

Product Code	Description
87031	Pulling Plate

### Features

- Ideal where there is no gripping surface for the puller alone.
- Plate is attached to item being pulled - with puller clamped behind the plate.
- Plate allows pulling action where space does not allow for puller accessories.
- Includes 4 each of the following screws: 1/4 - 20 x 3/4" and 1/4 - 28 x 1".
- Plate diameter is 3 3/8".



CG10F

**WILLIAMS**

## CROSSBAR

Product Code	Description
CG10F	Crossbar for 6 - 7 1/2 ton slide hammer puller screws

### Features

- Ideal for turning the slide hammer screws.
- Fits 87017 Slide Hammer set.



87030

87029

87028

**WILLIAMS**

## REPLACEMENT PRESSURE SCREW POINTS

Product Code	Description
87028	Screw point for 6 and 7 1/2 ton pullers
87029	Screw point for 10 and 12 1/2 ton pullers
87030	Screw point for 20 ton pullers

### Features

- Match screw point to puller capacity.

**WILLIAMS**

## PULLER REPLACEMENT PARTS

### 2 Ton & 2-1/2 Ton Puller Group

Product Code	Product Description	Capacity (Tons)	2-Jaw Yoke	3-Jaw Yoke	Std. Pres. Screw	Slide Screw	Slide Hammer	2-Jaw Lock Plate	3-Jaw Lock Plate	Spring	Adjusting Nut	Standard Jaw	Long Jaw
87001	2 TON, 2 JAW PULLER	2	CG240-2		CG240-1	CG240-8	CG240-9	CG240-5		CG240-6	CG240-7	CG240-3	
87002	2 TON, 2 JAW PULLER	2	CG240-2		CG240-11	CG240-8	CG240-9	CG240-5		CG240-6	CG240-7		CG240-10
87003	2 1/2 TON, 3 JAW PULLER	2 1/2		CG243-2	CG240-1	CG240-8	CG240-9		CG243-5	CG240-6	CG240-7	CG240-3	
87004	2 1/2 TON, 3 JAW PULLER	2 1/2		CG243-2	CG240-11	CG240-8	CG240-9		CG243-5	CG240-6	CG240-7		CG240-10

### 6 Ton & 7-1/2 Ton Puller Group

Product Code	Product Description	Capacity (Tons)	2-Jaw Yoke	3-Jaw Yoke	Std. Pres. Screw	Slide Screw	Slide Hammer	2-Jaw Lock Plate	3-Jaw Lock Plate	Spring	Adjusting Nut	Standard Jaw	Long Jaw
87005	6 TON, 2 JAW PULLER	6	CG250-2		CG250-1A	CG250-8A	CG250-9	CG250-5		CG250-6	CG250-7	CG250-3	
87006	6 TON, 3 JAW PULLER	6		CG253-2	CG250-1A	CG250-8A	CG250-9		CG250-5	CG250-6	CG250-7		CG250-10
87007	7 1/2 TON, 3 JAW PULLER	7 1/2		CG253-2	CG250-1A	CG250-8A	CG250-9		CG250-5	CG250-6	CG250-7	CG250-3	

### 10 Ton & 12-1/2 Ton Puller Group

Product Code	Product Description	Capacity (Tons)	2-Jaw Yoke	3-Jaw Yoke	Std. Pres. Screw	Slide Screw	Slide Hammer	2-Jaw Lock Plate	3-Jaw Lock Plate	Spring	Adjusting Nut	Standard Jaw	Long Jaw	Extension Piece - 8 1/4"	Special Jaw
87008	10 TON, 2 JAW PULLER	10	CG270-2		CG270-1A	CG270-8A	CG66-2	CG270-5		CG270-6	CG270-7	CG270-3			
87009	10 TON, 2 JAW PULLER	10	CG270-2		CG270-11A	CG270-8A	CG66-2	CG270-5		CG270-6	CG270-7		CG270-10	CG270-13	
87012	10 TON, 2 JAW PULLER	10	CG270-2		CG270-11A	CG270-8A	CG66-2	CG270-5		CG270-6	CG270-7		CG270-12	CG270-13	
87010	12 1/2 TON, 3 JAW PULLER	12 1/2		CG273-2	CG270-11A	CG270-8A	CG66-2		CG273-5	CG270-6	CG270-7	CG270-3			CG270-35
87011	12 1/2 TON, 3 JAW PULLER	12 1/2		CG273-2	CG270-11A	CG270-8A	CG66-2		CG273-5	CG270-6	CG270-7		CG270-10	CG270-13	CG270-35
87013	12 1/2 TON, 3 JAW PULLER	12 1/2		CG273-2	CG270-11A	CG270-8A	CG66-2		CG273-5	CG270-6	CG270-7		CG270-12	CG270-13	CG270-35

### 20 Ton Puller Group

Product Code	Product Description	Capacity (Tons)	2-Jaw Yoke	3-Jaw Yoke	Std. Pres. Screw	Slide Screw	Slide Hammer	2-Jaw Lock Plate	3-Jaw Lock Plate	Spring	Adjusting Nut	Standard Jaw	Long Jaw	Plug
87014	20 TON, 2 JAW PULLER	20	CG300-2		CG300-1			CG300-5		CG300-6	CG300-7	CG300-3		
87015	20 TON, 2 JAW PULLER	20	CG300-2		CG305-8			CG300-5		CG300-6	CG300-7		CG305-9	
87045	20 TON, 2/3 JAW PULLER	20	CG400-2	CG400-2	CG300-1			CG400-5	CG400-5	CG400-6	CG400-7	CG300-3		CG343-1



## SINGLE ACTING CYLINDERS

- 39 models
- Internal plunger threads
- Snap in grooved saddles
- Rod wiper seals out dirt and contamination
- Collar fixture threads
- Two base mounting holes on most models
- High strength steel construction from gun drilled solid bar
- High flow 3/8" NPTF couplers
- Collar thread protector
- One piece high grade alloy bearing for side load protection and long life
- Polyurethane cup seal provides optimum performance
- Industrial hard chrome plated ram helps prevent rust and corrosion
- Solid steel cylinder body
- Heavy duty return spring provides quicker retraction
- Ideal for lifting and pressing
- Maximum working pressure: 10,000 psi / 700 bar



6C05T05



6C05T07

## CYLINDER DIMENSIONS

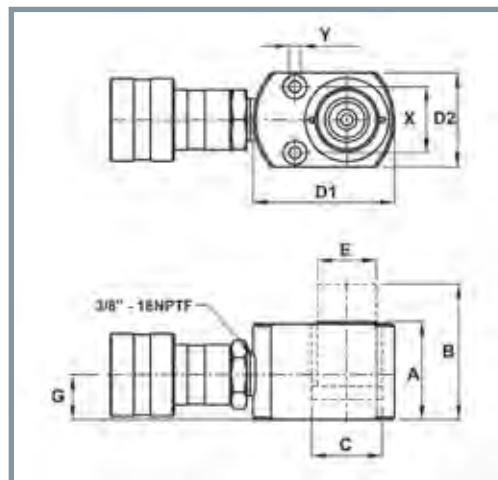
Cylinder Capacity	Stroke	Product Code	Cylinder Effective Area	Pressure at Capacity	Oil Capacity	Collapsed Height	Extended Height	Cylinder Bore Dia.	Outside Dia.	Plunger Dia.	
[tons]	[in]		[in <sup>2</sup> ]	[psi]	[in <sup>3</sup> ]	A (in)	B (in)	C (in)	D (in)	E (in)	
5	0.63	6C05T00	1.10	9,090	0.69	1.61	2.24	1.18	2.36 x 1.58	0.98	
	1.00	6C05T01			1.00	4.58	5.58				
	3.07	6C05T03			3.07	6.65	9.72				
	5.08	6C05T05			5.08	8.70	59.50				
	7.09	6C05T07			7.09	10.71	17.80				
	9.09	6C05T09	9.09	12.72	21.81						
10	1.00	6C10T01	2.24	8,930	2.24	3.62	4.62	1.69	2.26	1.49	
	2.01	6C10T02			4.50	4.84	6.85				
	4.02	6C10T04			9.00	6.85	10.87				
	5.94	6C10T06			13.31	9.84	15.78				
	7.95	6C10T08			17.81	11.85	19.80				
	9.96	6C10T10			22.31	13.86	23.82				
	11.97	6C10T12			26.81	15.87	27.84				
	14.02	6C10T14			31.40	17.72	31.74				



6C10T02



6C10T06



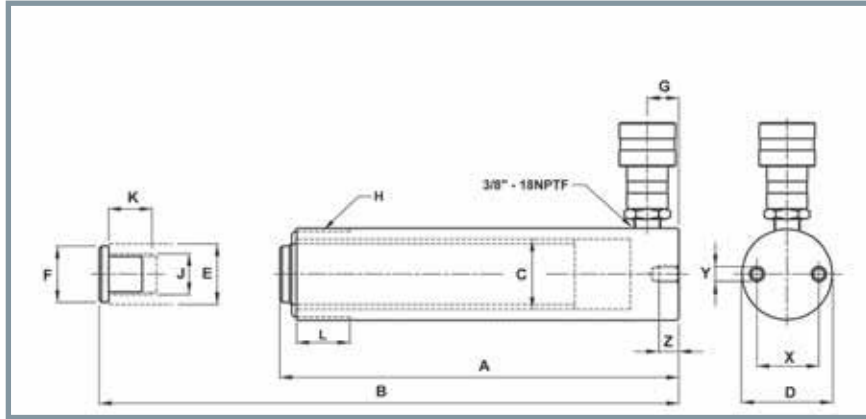
	Saddle Dia.	Base to Inlet Port	Collar Thread	Collar Thread Length	Plunger Internal Thread	Plunger Thread Length	Base Mounting Hole			Product Code
							Bolt Circle	Thread	Thread Depth	
	F (in)	(in)	(in)	(in)	(in)	(in)	(in)	(in)	(in)	
	N/A	0.75	N/A	N/A	N/A	N/A	1.10	0.2	N/A	6C05T00
										6C05T01
										6C05T03
	0.98	0.79	1 1/2 - 16	1.10	3/4" - 16UNF	0.63	1.00	1/4" - 20UNC	0.55	6C05T05
										6C05T07
										6C05T09
	N/A	0.77	2 1/4 - 14	1.30	#10 - 24UNC	0.24	1.56	5/16" - 18UNC	0.55	6C10T01
										6C10T02
										6C10T04
										6C10T06
	1.38	0.77	2 1/4 - 14	1.30	1" - 8UNC	0.79	1.56	5/16" - 18UNC	0.55	6C10T08
										6C10T10
										6C10T12
										6C10T14

PULLERS & INDUSTRIAL HYDRAULICS

SINGLE ACTING CYLINDERS



## SINGLE ACTING CYLINDERS



6C30T08

### CYLINDER DIMENSIONS

Cylinder Capacity (tons)	Stroke (in)	Product Code	Cylinder Effective Area (in <sup>2</sup> )	Pressure at Capacity (psi)	Oil Capacity (in <sup>3</sup> )	Collapsed Height	Extended Height	Cylinder Bore Dia. C (in)	Outside Dia. D (in)	Plunger Dia. E (in)	Saddle Dia. F (in)
						A (in)	B (in)				
15	0.99	6C15T01	3.14	9,550	3.11	4.88	5.87	2.00	2.75	1.63	1.50
	2.01	6C15T02			6.31	5.87	7.88				
	3.98	6C15T04			12.50	7.87	11.85				
	5.87	6C15T06			18.43	10.67	16.54				
	7.87	6C15T08			24.71	12.68	20.55				
	9.88	6C15T10			31.02	14.69	24.57				
	12.01	6C15T12			37.71	16.65	28.66				
	14.02	6C15T14			44.02	18.66	32.68				
25	1.02	6C25T01	5.14	9,730	5.24	5.84	6.86	2.56	3.35	2.24	1.97
	2.01	6C25T02			10.33	6.82	8.83				
	3.94	6C25T04			20.25	8.78	12.72				
	5.94	6C25T06			30.53	10.79	16.73				
	7.95	6C25T08			40.86	12.80	20.75				
	9.96	6C25T10			51.19	14.80	24.76				
	12.24	6C25T12			62.91	16.73	28.97				
	14.25	6C25T14			73.25	18.74	32.99				
30	8.27	6C30T08	6.49	9,240	53.67	15.24	23.51	2.87	4.00	2.24	2.13
55	2.01	6C55T02	10.99	10,000	22.09	6.93	8.94	3.74	5.00	3.15	2.76
	3.98	6C55T04			43.74	8.94	12.92				
	6.22	6C55T06			68.36	11.14	17.36				
	13.27	6C55T13			145.84	18.15	31.42				
75	6.14	6C75T06	16.10	9,320	98.85	11.22	17.36	4.53	5.79	3.74	2.76
	13.11	6C75T13			211.07	19.37	32.48				
100	6.61	6C100T06	20.57	9,720	135.97	14.06	20.67	5.12	6.97	4.13	2.76
	10.24	6C100T10			210.64	17.68	27.92				







6C15T06



6C25T10



6C55T06



6C100T06

	Base to Inlet Port	Collar Thread	Collar Thread Length	Plunger Internal Thread	Plunger Thread Length	Base Mounting Hole			Product Code
						Bolt Circle	Thread	Thread Depth	
	G (in)	H (in)	L (in)	J (in)	K (in)	X (in)	Y (in)	Z (in)	
	0.98	2 3/4 -16	1.18	1"-8UNC	0.98	1.88	3/4"-16UNC	0.51	6C15T01 6C15T02 6C15T04 6C15T06 6C15T08 6C15T10 6C15T12 6C15T14
	0.98	3 3/8 -12	1.93	1 1/2 -16	1.18	2.31	1/2"-13UNC	0.75	6C25T01 6C25T02 6C25T04 6C25T06 6C25T08 6C25T10 6C25T12 6C25T14
	1.97	3 3/8 -12	1.93	1 1/2 -16	1.18	N/A			6C30T08
	1.22	5 - 12	2.17	N/A		3.75	1/2"-13UNC	0.75	6C55T02 6C55T04 6C55T06 6C55T13
	1.18	5 3/4 - 12	1.73	N/A			6C75T06 6C75T13		
	1.57	6 1/8 - 12	1.73	N/A		5.50	3/4"-10UNC	1	6C100T06 6C100T10

PULLERS & INDUSTRIAL HYDRAULICS

SINGLE ACTING CYLINDERS

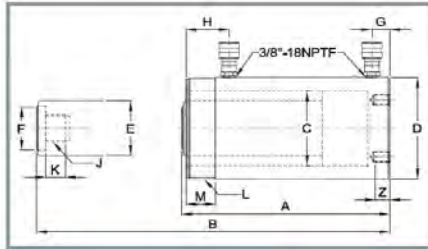
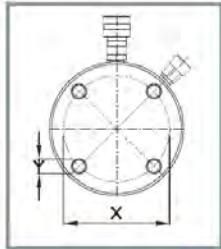


## DOUBLE ACTING CYLINDERS

- Rod wiper seals out dirt and contamination
- High strength steel construction from gun drilled solid bar
- High flow 3/8" NPTF couplers
- One piece high grade alloy bearing for side load protection and long life
- Ideal for pushing and pulling
- Maximum working pressure: 10,000 psi / 700 bar



6CD55T13



### DOUBLE ACTING CYLINDER SPECIFICATIONS

Cylinder Capacity	Stroke	Product Code	Maximum Cylinder Capacity		Cylinder Effective Area		Oil Capacity		Collapsed Height	Extended Height	Cylinder Bore Dia.	Outside Dia.
			Push (ton)	Pull (ton)	Push (in <sup>2</sup> )	Pull (in <sup>2</sup> )	Push (in <sup>3</sup> )	Pull (in <sup>3</sup> )				
10	10.04	6CD10T10	11.4	3.8	2.23	0.74	22.41	7.47	16.14	26.18	1.69	2.87
	11.97	6CD10T12					26.71	8.90	18.03	30.00		
30	8.15	6CD30T08	32.9	16.2	6.49	3.19	52.93	26.02	15.31	23.46	2.87	3.98
	14.49	6CD30T15					94.09	46.26	21.65	36.14		
55	6.18	6CD55T06	55.7	16.2	10.99	3.19	67.93	19.74	13.03	19.21	3.74	5.00
	13.19	6CD55T13					144.94	42.11	20.04	33.23		
	20.12	6CD55T20					221.09	64.24	28.86	49.98		
75	6.10	6CD75T06	81.7	25.9	16.09	5.12	98.1	31.21	13.70	19.80	4.53	5.75
	13.11	6CD75T13					210.93	67.06	20.71	33.82		
100	6.57	6CD100T06	104.4	48.6	20.57	9.58	135.23	62.98	14.06	20.63	5.12	6.97
	13.11	6CD100T13					269.66	125.58	20.63	33.74		
	18.15	6CD100T18					373.31	173.86	27.05	45.20		

### DOUBLE ACTING CYLINDER DIMENSIONS

Product Code	Plunger Dia.	Saddle Dia.	Base to Adv. Port	Top to Return Port	Plunger Internal Thread	Plunger Thread Length	Collar Thread	Collar Thread Length	Base Mounting Hole			Weight (lbs)		
									Bolt Circle	Thread	Thread Depth			
									X (in)	Y (in)	Z (in)			
6CD10T10	1.37	1.38	1.42	2.09	1 - 8	0.98	2 1/4 - 14	1.02	N/A			26.7		
6CD10T12									N/A			30.0		
6CD30T08	2.13	1.97	1.65	2.91	1 1/2 - 16	0.98	3 1/8 - 12	1.93	N/A			43.0		
6CD30T15									N/A			60.6		
6CD55T06	3.14	2.76	1.14	2.87	1 - 12	0.98	5 - 12	1.73	N/A			70.5		
6CD55T13			2.48						N/A			104.0		
6CD55T20									N/A			146.2		
6CD75T06	3.75	2.76	1.18	2.80	1 - 12	1.50	5 3/4 - 12	1.50	N/A			93.7		
6CD75T13									N/A			136.8		
6CD100T06	3.75	2.95	1.22	2.95	1 1/4 - 12	1.38	6 1/4 - 12	1.97	5.47	3/4 - 10	0.98	138.6		
6CD100T13			N/A									193.6		
6CD100T18			N/A									248.3		





6CN55T12



## LOCK NUT CYLINDERS

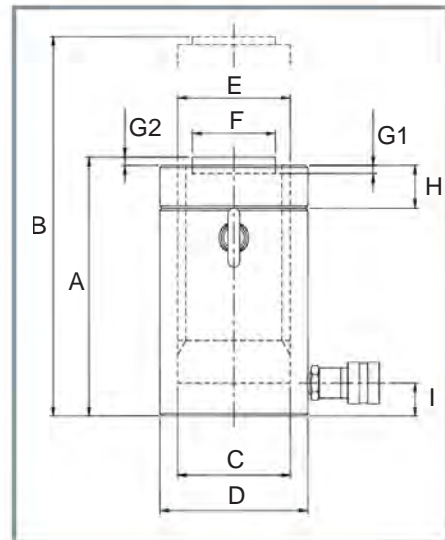
- Single acting cylinder with mechanical safety lock nut
- Designed to support load for extended periods without hydraulic pressure.
- Overflow port prevents cylinders from over travel
- Load return
- Solid steel cylinder body
- Ideal for lifting and holding loads
- Maximum working pressure:  
10,000 psi / 700 bar

### LOCK NUT CYLINDERS SPECIFICATIONS

Cylinder Capacity (tons)	Stroke (in)	Product Code	Cylinder Effective Area	Oil Capacity	Collapsed Height	Extended Height	Cylinder Bore Diameter C (in)	Outside Diameter D (in)	Plunger Outside Thread E
			(in <sup>2</sup> )	(in <sup>3</sup> )	A (in)	B (in)			
55	1.97	6CN55T02	10.99	21.65	6.5	8.4	3.7	4.9	Tw95-6N
	3.94	6CN55T04		43.27	8.4	12.4			
	5.91	6CN55T06		64.90	10.4	16.3			
	7.87	6CN55T08		86.54	12.4	20.2			
	9.84	6CN55T10		108.17	14.3	24.2			
	11.81	6CN55T12		129.80	16.3	28.1			
100	1.97	6CN100T02	20.57	40.49	7.4	9.3	5.1	6.5	Tw130-4N
	3.94	6CN100T04		80.98	9.3	13.3			
	5.91	6CN100T06		121.48	11.3	17.2			
	7.87	6CD100T08		161.97	13.3	21.1			
	9.84	6CN100T10		202.46	15.2	25.1			
	11.81	6CN100T12		242.95	17.2	29.0			

### LOCK NUT CYLINDERS DIMENSIONS

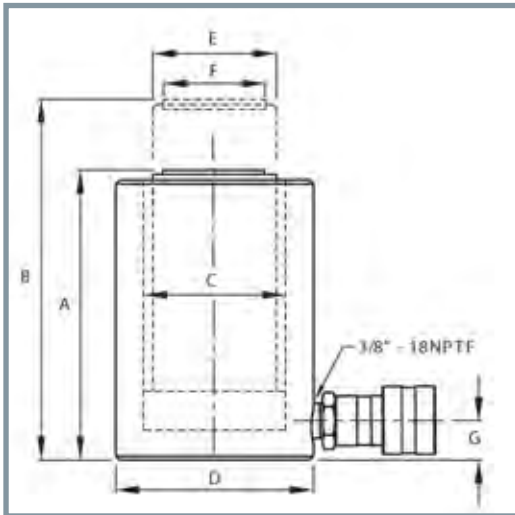
Product Code	Saddle Diameter	Depth of Plunger Hole	Saddle Protrusion from Plunger	Lock Nut Length	Base to Inlet Port	Weight (lbs)		
	F (in)	G1 (in)	G2 (in)	H (in)	I (in)			
6CN55T02	2.8	0.08	0.51	1.4	1.1	34.0		
6CN55T04						44.5		
6CN55T06						55.1		
6CN55T08						65.9		
6CN55T10						76.5		
6CN55T12						87.1		
6CN100T02				1.8		1.1	1.8	67.2
6CN100T04								85.8
6CN100T06								104.3
6CD100T08								122.6
6CN100T10								141.1
6CN100T12								159.6





## ALUMINUM CYLINDERS

- Lightweight aluminum alloy construction
- Up to 60 percent lighter than comparable tonnage steel rams
- Convenient carry handle
- Hard anodized aluminum piston rod provides extra protection against corrosion and wear
- Maximum working pressure: 10,000 psi / 700 bar



6CA30T06

PULLERS & INDUSTRIAL HYDRAULICS

ALUMINUM CYLINDERS

### ALUMINUM CYLINDER DIMENSIONS

Cylinder Capacity	Stroke	Product Code	Cylinder Effective Area	Internal Pressure at Capacity	Oil Capacity	Collapsed Height	Extended Height	Cylinder Bore Dia.	Outside Dia.	Plunger Dia.	Saddle Dia.	Base to Inlet Port	Weight
(tons)	(in)		(in <sup>2</sup> )	(psi)	(in <sup>3</sup> )	A (in)	B (in)	C (in)	D (in)	E (in)	F (in)	G (in)	(lbs)
30	2.00	6CA30T02	6.50	9,231	13.00	6.50	8.50	2.90	4.50	2.50	2.00	1.5	11.0
	4.00	6CA30T04			26.00	8.50	12.50						14.0
	6.00	6CA30T06			39.00	10.50	16.50						17.0
50	2.00	6CA50T02	11.00	9,091	22.00	6.50	8.50	3.70	5.50	3.10	2.50		17.0
	4.00	6CA50T04			44.00	8.50	12.50						21.0
	6.00	6CA50T06			66.00	10.50	16.50						25.0
	10.00	6CA50T10			110.00	14.50	24.50						34.0
75	4.00	6CA75T04	15.00	10,000	60.00	8.50	12.50	4.40	6.50	3.90	3.00		29.0
	6.00	6CA75T06			90.00	10.50	16.50						35.0
100	2.00	6CA100T02	20.70	9,662	41.40	6.50	8.50	5.10	8.00	4.30	3.50		36.0
	4.00	6CA100T04			82.80	8.50	12.50					43.0	
	6.00	6CA100T06			124.40	10.50	16.50					51.0	
	10.00	6CA100T10			207.0	14.50	24.50					68.0	







## FLAT BODY CYLINDERS

- Made of high quality steel
- Extremely low collapsed height for applications with minimal clearance at the lift point
- Great for areas of low clearance
- Maximum working pressure 10,000 psi / 700 bar



6CF05T03



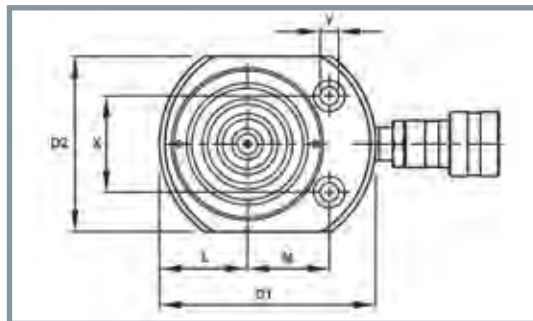
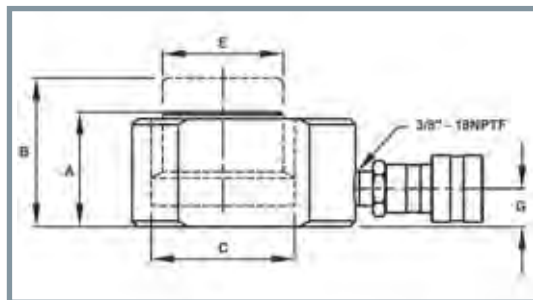
6CF10T05



6CF10T05



6CF20T05



### FLAT BODY CYLINDER DIMENSIONS

Product Code	Cylinder Mounting Hole Dimensions (in)			
	Hole Pitch	Hole Dia	Counter Bore Dia.	Counter Bore Depth
	X (in)	Y (in)	(in)	(in)
6CF05T03	1.12	0.2	0.31	0.17
6CF10T05	1.44	0.28	0.42	0.31
6CF20T05	1.94	0.4	0.59	0.39
6CF30T05	2.06	0.4	0.62	0.44
6CF50T05	2.62	0.43	0.75	0.50

### FLAT BODY CYLINDER DIMENSIONS

Cylinder Capacity [tons]	Stroke [in]	Product Code	Cylinder Effective Area [in <sup>2</sup> ]	Pressure at Capacity [psi]	Oil Capacity [in <sup>3</sup> ]	Collapsed Height A (in)	Extended Height B (in)	Outside Dim.	Cylinder Bore Dia. C (in)	Plunger Dia. E (in)	Base to Port G (in)	Plunger to Base L (in)	Plunger to Mtg. Hole M (in)
								D1 x D2 [in]					
5	0.24	6CF05T03	1.10	9,090	0.26	1.26	1.5	2.4 x 1.6	1.18	0.98	0.69	0.80	0.87
10	0.43	6CF10T05	2.36	8,470	1.01	1.69	2.12	3.3 x 2.2	1.73	1.50	0.77	1.12	1.32
20	0.43	6CF20T05	4.38	9,130	1.88	2.01	2.44	4.0 x 3.0	2.36	2.00	0.75	1.54	1.56
30	0.51	6CF30T05	6.49	9,240	3.31	2.31	2.82	4.6 x 3.8	2.87	2.50	0.79	1.88	1.75
50	.63	6CF50T05	9.86	10,140	6.21	2.64	3.27	4.5 x 4.5	3.54	2.76	0.79	2.25	2.13

PULLERS & INDUSTRIAL HYDRAULICS

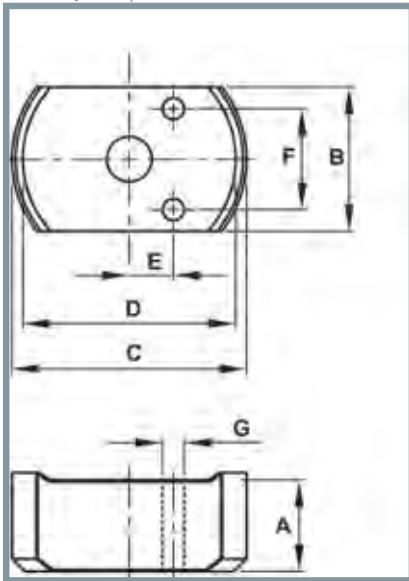
FLAT BODY CYLINDERS



## FLAT BODY CYLINDER KITS

- Various height magnetic adapters
- Perfect for low clearance areas needing a cylinder height boost
- Maximum working pressure: 10,000 psi / 700 bar
- Kits include magnetic adapters and carrying case

Flat Body Kit Spacers



6CF05T03TB

### FLAT BODY CYLINDER KIT DIMENSIONS

Cylinder Capacity (tons)	Stroke (in)	Product Code	Cylinder Model	Oil Capacity (in <sup>3</sup> )	Collapsed Height (in)	Includes Adapter	Adapter Dimensions (in)						
							A	B	C	D	E	F	G
5	0.24	6CF05T03TB	6CF05T03	0.26	1.26	I	0.25	1.61	2.56	2.32	0.48	1.10	0.24
						II	0.5						
						III	1						
						IV	1.25						
10	0.43	6CF10T05TB	6CF10T05	1.02	1.69	I	0.39	2.20	3.54	3.23	0.81	1.46	0.28
						II	0.79				N/A		
						III	1.57						
20	0.43	6CF20T05TB	6CF20T05	1.90	2.01	I	0.39	2.99	4.25	3.94	1.08	1.93	0.39
						II	0.79				N/A		
						III	1.57						
30	0.51	6CF30T05TB	6CF30T05	3.32	2.31	I	0.39	3.75	4.76	4.45	1.32	2.06	0.39
						II	0.79				N/A		
						III	1.57						

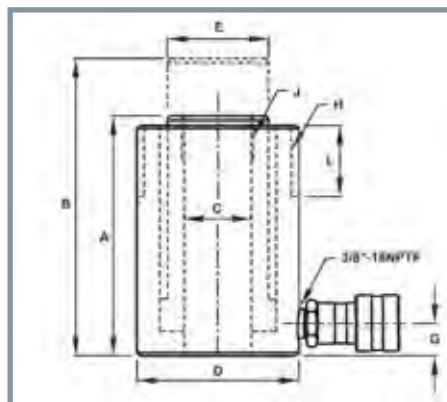


## HOLLOW HOLE CYLINDERS

- 6 standard models
- Ideal for some pulling and pushing applications
- Heavy duty compression spring
- Dual wipers help prevent contamination
- Collar thread protector
- High flow coupler with dust cap



6CH30T06



### HOLLOW HOLE CYLINDER DIMENSIONS

Cylinder Capacity (tons)	Stroke (in)	Product Code	Cylinder Effective Area (in <sup>2</sup> )	Pressure at Capacity (psi)	Oil Cap. (in <sup>3</sup> )	Min. Height A (in)	Max. Height B (in)	O.D. D (in)	Plunger			
									I.D. C (in)	O.D. E (in)	Internal Thread J (in)	Internal Thread Length K (in)
12	3.00	6CH12T03	2.91	8,236	8.72	7.24	10.24	2.760	0.770	1.38	-	-
20	2.01	6CH20T02	4.90	8,167	9.83	6.38	8.39	3.92	1.063	2.15	1 3/16"-16UN	0.75
	6.06	6CH20T06			29.70	12.05	18.11					
30	2.52	6CH30T02	6.32	9,488	15.93	7.05	9.57	4.50	1.311	2.48	1 13/16"-16UN	0.87
	6.11	6CH30T06			38.67	13.02	19.13					
60	3.00	6CH60T03	13.05	9,195	39.10	9.77	12.77	6.252	2.126	3.66	2 3/4"-16UN	0.75
100	3.00	6CH100T03	22.13	9,036	66.31	10.00	13.00	8.386	3.110	4.92	4"-16UN	0.98

### HOLLOW HOLE CYLINDER SPECIFICATIONS

Product Code	Collar Thread		Base to Inlet Port G (in)	Base Mounting Hole			Weights (lbs)
	Dia.	Lgth.		Bolt Circle X (in)	Thread Y (in)	Thread Depth Z (in)	
	H (in)	L (in)					
6CH12T03	2 3/4"-16	1.81	0.75	2.00	3/16"-18UNC	0.35	8.6
6CH20T02	3 1/2"-12	1.50	0.75	3.25	3/8"-16UNC	0.37	15.9
6CH20T06							29.5
6CH30T02	4 1/2"-12	1.75	0.81		3/8"-16UNC	0.55	22.9
6CH30T06							43.0
6CH60T03	6 1/4"-12	2	1.00		1/2"-13UNC	0.55	65.7
							81.1
6CH100T03	6 3/4"-12	2.38	1.06	7.01	5/8"-11UNC	0.75	113.3

PULLERS & INDUSTRIAL HYDRAULICS

HOLLOW HOLE CYLINDERS

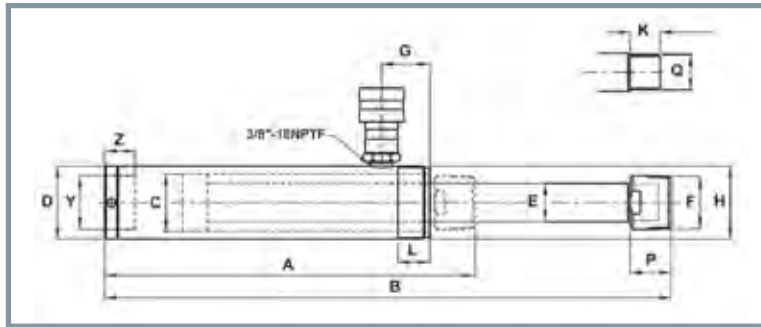


## PULL CYLINDERS

- High strength steel construction
- One piece high grade alloy bearing for side load protection and longer life
- Polyurethane cup seal helps provide optimum performance
- External plunger threads
- Internal base threads
- Used for pulling and tensioning
- Maximum working pressure: 10,000 psi / 700 bar



6CP02T05



PULLERS & INDUSTRIAL HYDRAULICS

PULL CYLINDERS

### PULL CYLINDER DIMENSIONS

Cylinder Capacity	Stroke	Product Code	Cylinder Effective Area	Pressure at Capacity	Oil Capacity	Collapsed Height	Extended Height	Outside Dia.	Cylinder Bore Dia.	Top to Inlet Port	Collar	
											Thread	Thread Length
(tons)	(in)		(in <sup>2</sup> )	(psi)	(in <sup>3</sup> )	A (in)	B (in)	D (in)	C (in)	G (in)	H (in)	L (in)
2.5	5.00	6CP02T05	0.56	8,930	2.78	10.55	15.55	1.89	1.13	1.65	1 1/2"-16	0.98
5	5.55	6CP05T05	1.14	8,770	6.34	11.85	17.35	2.25	1.69	1.50	2 1/4"-14	1
10	5.95	6CP10T06	2.44	8,200	14.48	11.75	17.7	3.35	2.17	1.50	M85x2	1

Product Code	Adapter		Plunger			Base Mounting Hole	
	Thread	Length	Dia.	Thread Length	Thread	Thread	Depth
	F (in)	P (in)	E (in)	K (in)	Q (mm)	H	Z (in)
6CP02T05	3/4"-14NPTF	1.13	0.75	0.76	M16x1.5	3/4"-14NPTF	0.72
6CP05T05	1 1/4"-11.5NPTF	1.25	1.18	0.93	M28x1.5	1 1/4"-11.5NPTF	0.95
6CP10T06	-	-	1.26	1.02	M30x2	M30x2	0.98







**THREADED HOLE CYLINDERS**

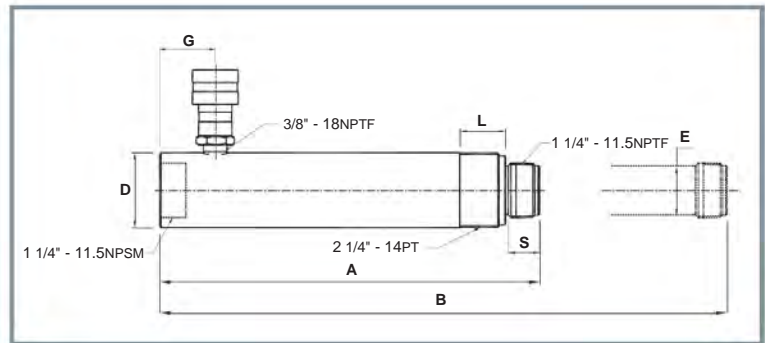
- High quality threaded single acting cylinders
- Removable threaded plunger adapter allows for the use of a variety of threaded attachments
- Used to attach accessories to rod end and base
- Maximum working pressure: 10,000 psi / 700 bar



6C10T06



6C10T10



**THREADED HOLE CYLINDER DIMENSIONS**

Cylinder Capacity	Stroke	Product Code	Cylinder Effective Area	Pressure at Capacity	Oil Capacity	Collapsed Height	Extended Height	Outside Dia.	Plunger Dia.	Base to Inlet Port	Collar Thread Length	Saddle Height
(tons)	(in)		(in <sup>2</sup> )	(psi)	(in <sup>3</sup> )	A (in)	B (in)	D (in)	E (in)	G (in)	L (in)	S (in)
10	5.95	6CT10T06	2.24	8,930	13.33	11.46	17.41	2.26	1.49	1.67	1.13	0.94
10	9.96	6CT10T10			22.31	15.47	25.43					

PULLERS & INDUSTRIAL HYDRAULICS

THREADED HOLE CYLINDERS



## LOW PROFILE CYLINDERS

- Compact design for use in confined spaces
- Rod wiper helps seal out dirt and contamination
- Specially designed return spring ensures a quick retraction and extends the life of the spring
- Industrial hard chrome plated ram helps prevent scratching and corrosion
- Plunger end is grooved to reduce load slippage
- Includes high flow ball coupler and dust cap
- Coupler is tilted upward for added clearance
- Maximum working pressure: 10,000 psi/700 bar



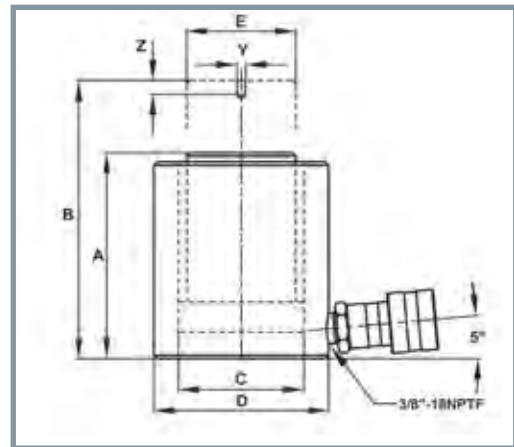
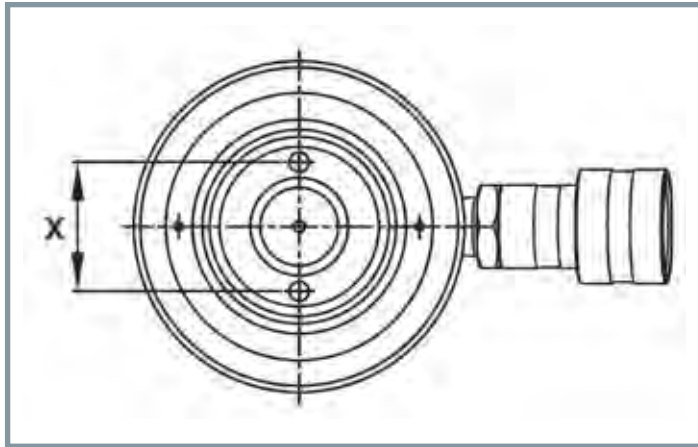
6CL20T02



6CL30T02



6CL10T01



### LOW PROFILE CYLINDER DIMENSIONS

Cylinder Capacity (tons)	Stroke (in)	Product Code	Cylinder Effective Area (in <sup>2</sup> )	Internal Pressure at Capacity (psi)	Oil Capacity (in <sup>3</sup> )	Collapsed Height	Extended Height	Outside Dia.	Cylinder Bore Dia.	Plunger Dia.	Plunger Mounting		
						A (in)	B (in)	D (in)	C (in)	E (in)	Bolt Circle X (in)	Thread Y (mm)	Thread Depth Z (in)
10	1.50	6CL10T01	2.35	8,511	3.53	3.48	4.98	2.75	1.73	1.50	1.03	M4	0.32
20	1.75	6CL20T02	4.37	9,153	7.65	3.90	5.65	3.63	2.36	2.00	1.56	M4	0.32
30	2.44	6CL30T02	6.49	9,245	15.84	4.61	7.05	4.00	2.87	2.50	1.56	M5	0.32
50	2.36	6CL50T02	9.87	10,132	23.29	4.8	7.17	3.54	4.88	2.76	1.56	M5	0.32





## HAND PUMPS

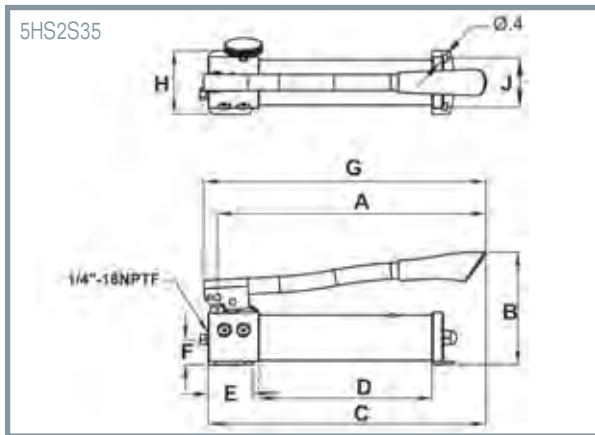
- 5HS2S35, 5HS2S100 and 5HS2S200 feature 2 speed operation
- Pressure relief valve for overload protection
- Load release valve for single acting cylinder usage
- Large oil capacities to power a wide range of cylinders and tools
- 5HS2S35 and 5HS2S100 are constructed of high strength lightweight aluminum alloy for easy handling and corrosion resistance
- All hand pumps function in horizontal positions and will also function in some vertical positions
- Maximum working pressure: 10,000 psi / 700 bar



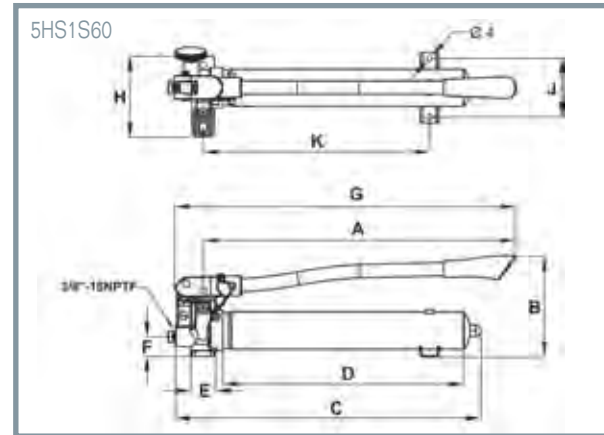
5HS1S60



5HS2S35



5HS2S35



5HS1S60

### HAND PUMP SPECIFICATIONS

Used with Cylinder	Pump Type	Usable Oil Capacity (in <sup>3</sup> )	Product Code	Pressure Rating		Oil Displacement per Stroke		Max. Operating Force (lbs)	Piston Stroke (in)	Oil Outlet Port
				(psi)		(in <sup>3</sup> )				
				1st Stage	2nd Stage	1st Stage	2nd Stage			
Single Acting	Single-speed	36.5	5HS1S60	200	10,000	0.18	0.05	88	0.38	3/8"-18NPTF
		67.0	5HS1S120							3/8"-18NPTF
	21.4	5HS2S35	1/4"-18NPTF							
	61.0	5HS2S100	3/8"-18NPTF							
	128.0	5HS2S200	3/8"-18NPTF							



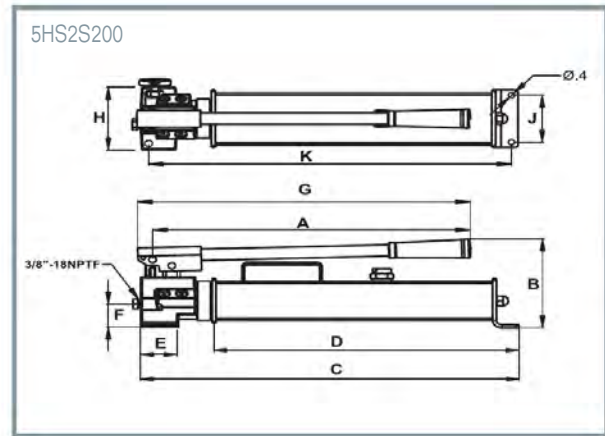
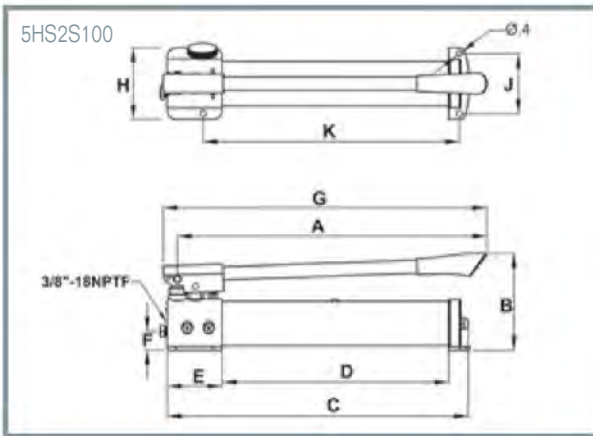
## HAND PUMPS



5HS2S100



5HS2S200



PULLERS & INDUSTRIAL HYDRAULICS

HAND PUMPS

### HAND PUMP DIMENSIONS

Product Code	Dimensions (in)									
	A	B	C	D	E	F	G	H	J	K
5HS1S60	18.94	6.46	19.53	15.35	1.57	1.26	20.79	5.20	3.74	14.45
5HS1S120	20.50	6.50	21.75	17.50	2.13	1.75	22.63	5.25	3.74	21.25
5HS2S35	13.43	5.91	13.89	9.09	2.36	1.34	14.13	3.35	2.56	-
5HS2S100	19.69	6.38	19.88	14.96	3.62	1.26	20.63	4.72	3.94	16.93
5HS2S200	19.75	6.64	23.69	18.37	2.36	1.73	20.71	4.72	3.54	22.56





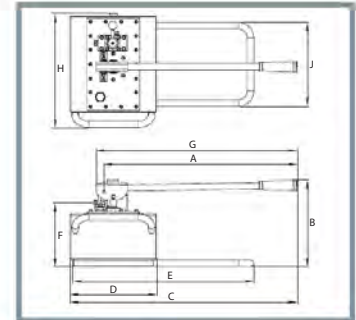
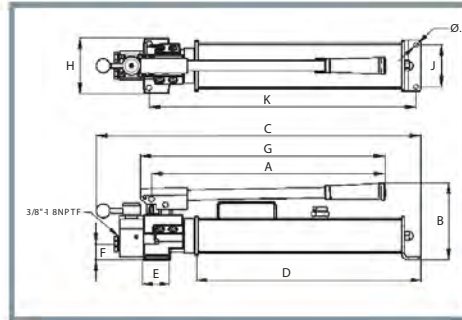


## DOUBLE ACTING HAND PUMPS

- A 4-way control valve for operation of double acting cylinders
- Large oil capacities to power a wide range of cylinders and tools
- Two speed operation increases productivity and reduces user fatigue



5HD2S500



### DOUBLE ACTING HAND PUMP SPECIFICATIONS

Used with Cylinder	Pump Type	Usable Oil Capacity	Product Code	Pressure Rating		Oil Displacement per Stroke		Max. Operating Force (lbs)	Piston Stroke (in)	Oil Outlet Port	Weight (lbs)
				1st Stage (psi)	2nd Stage (psi)	1st Stage (in <sup>3</sup> )	2nd Stage (in <sup>3</sup> )				
Double Acting	Two Speed	128.0	5HD2S100	200	10,000	0.81	0.14	132	0.82	3.8"-18NPTF	32.2
		476.0	5HD2S500	290		7.31	0.29	143	1.67		77.4

### DOUBLE ACTING HAND PUMP DIMENSIONS

Product Code	Dimensions (in)									
	A	B	C	D	E	F	G	H	J	K
5HD2S100	19.75	6.64	23.69	18.37	2.36	1.73	20.71	4.72	3.54	22.56
5HD2S500	25.79	11.61	30.35	11.54	24.17	8.25	26.94	15.24	11.18	-

PULLERS & INDUSTRIAL HYDRAULICS

DOUBLE ACTING HAND PUMPS



## AIR PUMPS

- High strength reinforced aluminum alloy reservoir is lightweight and corrosion resistant
- Pressure relief valve for overload protection
- Suggested air pressure range: 90-175 psi / 6-12 bar
- Designed to be used with single acting cylinders
- Dust cover protection for the release control valve
- Dual stage release control valve
- 5AS200 offers a turbo function that features high flow at high pressure condition
- 5AD150M offers a 4-way control valve for operation of double acting cylinders
- Maximum working pressure: 10,000 psi / 700 bar



5AD150M



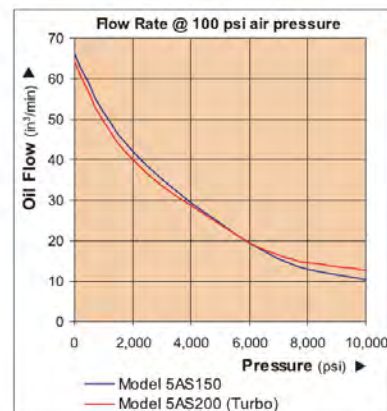
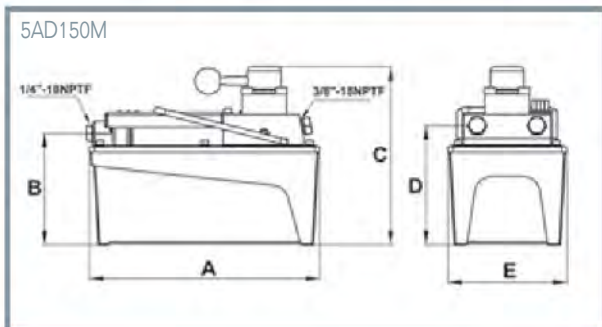
5AS150L



5AS200

### AIR PUMP SPECIFICATIONS

Used with Cylinder	Usable Oil Capacity (in <sup>3</sup> )	Product Code	Pressure Rating (psi)	Oil Output Flow Rate (in <sup>3</sup> /min)		Input Air Pressure Range (psi)	Dimensions (in)				
				No Load	Load		A	B	C	D	E
Single Acting	36.6	5AS60	10,000	61	9	100-200	16.54	9.84	7.01	6.18	5.59
	91.5	5AS150		66	11		10.35	5.00	7.28	5.16	5.35
	122.1	5AS200		65	12		11.57	6.02	7.91	6.18	5.98
	231.9	5AS380		65	11		12.64	5.08	7.36	5.24	7.36
	91.5	5AS150L		61	10		10.98	6.30	8.03	5.12	5.35
	231.9	5AS380L		61	10		12.64	6.42	8.15	5.20	7.36
Double Acting	91.5	5AD150M	10,000	66	11	100-200	10.35	5.00	7.99	5.35	5.35





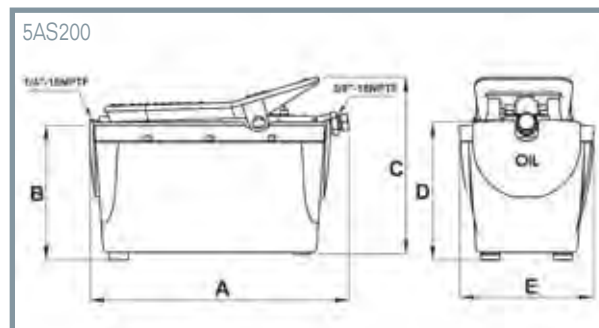
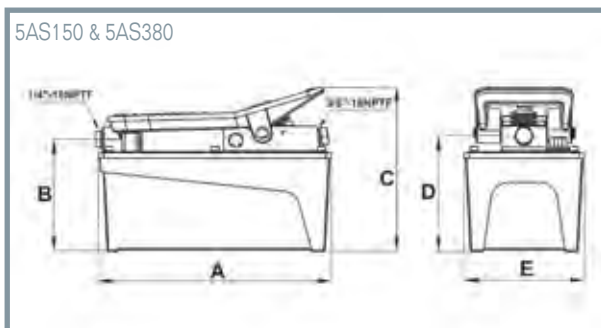
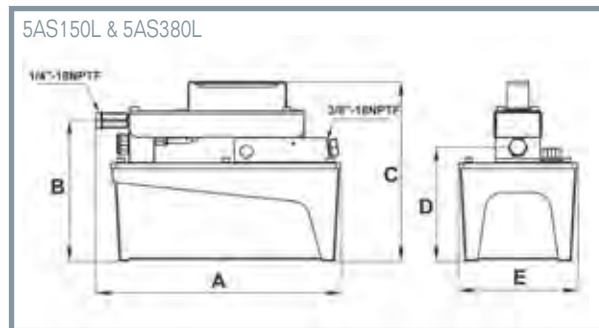
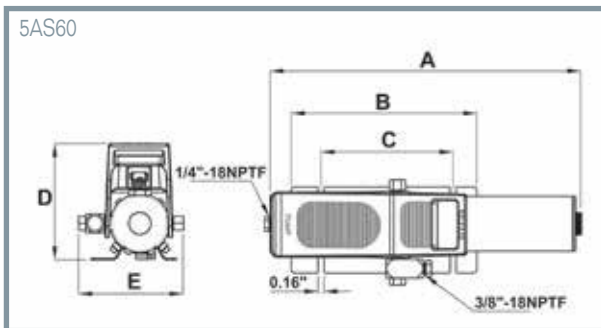
5AS60



5AS150



5AS380L



PULLERS & INDUSTRIAL  
HYDRAULICS

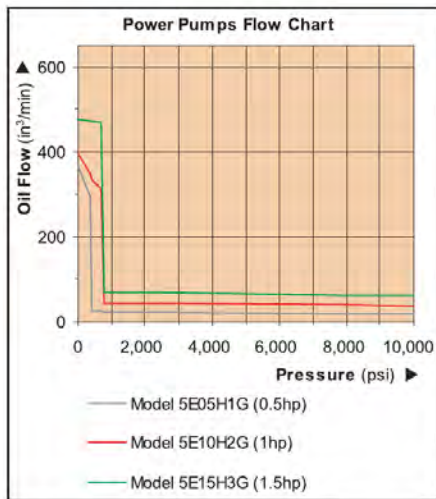
AIR PUMPS



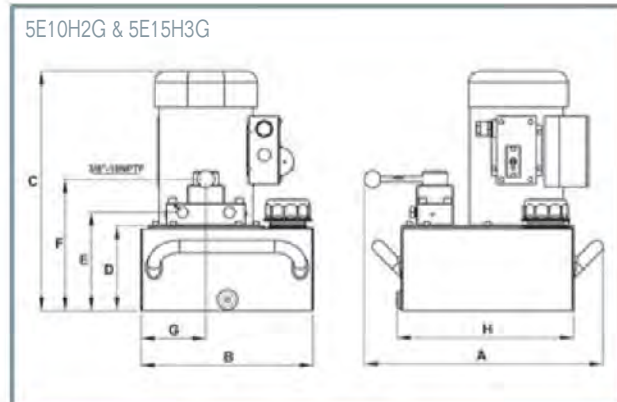
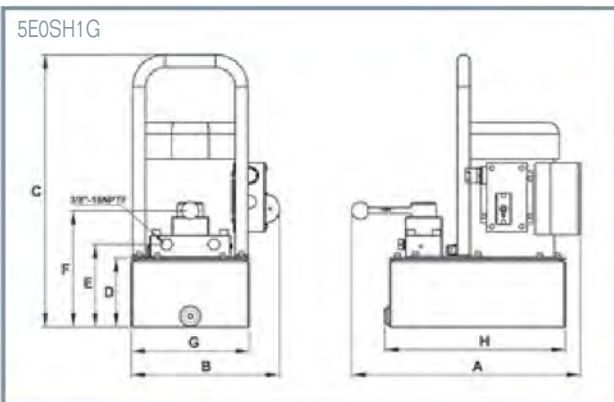


## ELECTRIC PUMPS

- Quiet operation meets OSHA regulations (80dBA)
- 2 speed operation allows for faster cylinder advance
- Full load starting capacities
- Internal filter keeps contamination from damaging pump
- Rugged durable design meets the demands of industrial applications
- Precision components to minimize wear and improve overall dependability
- Designed to minimize the number of moving parts and maximize overall pump efficiency
- Ideal for on site construction as well as maintenance



5E10H2GR







5E05H1G



5E10H2G

**ELECTRIC PUMP DIMENSIONS**

Product Code	Dimensions (in)							
	A	B	C	D	E	F	G	H
5E05H1G	15.43	10.28	19.09	4.72	5.67	7.99	8.07	12.36
5E10H2G	16.65	12.01	17.83	5.94	6.89	9.21	4.53	12.36
5E15H3G	16.65	12.01	19.72	7.24	8.19	10.51	4.53	12.36

**ELECTRIC PUMP SPECIFICATIONS**

Motor Size (hp)	Usable Oil Capacity (gal)	Product Code	Product Code with Remote Control Pendant Switch	Max. Output Pressure (psi)	Oil Output Flow Rate (in <sup>3</sup> )		Valve Type	Valve Function	Current Draw (amps)	Motor Voltage (volts)	Sound Level (dBA)
					1st Stage	2nd Stage					
0.5	1.0	5E05H1G	5E05H1GR	10,000	293	18	4-way, 3-pos.	Advance Hold Return	8	115	80
1.0	2.0	5E10H2G	5E10H2GR		311	37			15		
1.5	3.0	5E15H3G	5E15H3GR		470	61			17		

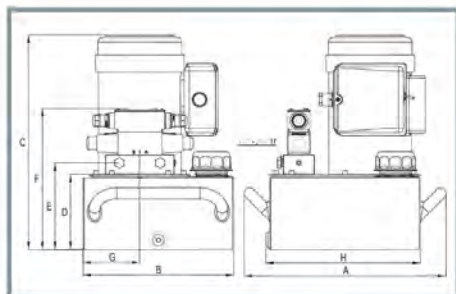
PULLERS & INDUSTRIAL HYDRAULICS

ELECTRIC PUMPS



## ELECTRIC PUMPS WITH SOLENOID VALVE

- Quiet operation meets OSHA regulations (80dBA)
- Ideal for applications where a remote control is required
- 2 speed operations allows for faster cylinder advance
- Full load starting capabilities
- Internal filter keeps contamination from damaging pump
- 10 foot hand held remote controls the solenoid valve



### ELECTRIC PUMP WITH SOLENOID VALVE SPECIFICATIONS

Used with Cylinder	Motor Size	Usable Oil Capacity (gal)	Product Code	Pressure Rating		Oil Output Flow Rate		Valve Type	Valve Function	Current Draw (amps)	Motor Voltage (volts)	Weight (lbs)	
	(hp)			1st Stage (psi)	2nd Stage (psi)	1st Stage (in <sup>3</sup> /min)	2nd Stage (in <sup>3</sup> /min)						
Single Acting	0.5	1	5ES05H1G	350	10,000	293	18	3-way, 3-position	Advance/ Hold/ Return	9	115	61.5	
		2	5ES05H2G									65.3	
	1	2	5ES10H2G	700		311	37					12	72.6
		3	5ES15H3G			470	61					17	90.4
Double Acting	0.5	5	5ES15H5G	350	10,000	293	18	4-way, 3-position	Advance/ Hold/ Return	9	115	98	
		2	5ES05H2GR									65.3	
	1	2	5ES10H2GR	700		311	37					12	72.6
		3	5ES15H3GR			470	61					17	72.6
1.5	5	5ES15H5GR	700	10,000	470	61	4-way, 3-position	Advance/ Hold/ Return	17	115	98		
	2	5ES05H2GR									65.3		

### ELECTRIC PUMP WITH SOLENOID VALVE DIMENSIONS

Product Code	Dimensions (in)							
	A	B	C	D	E	F	G	H
5ES05H1G	12.74	10.26	19.10	4.72	5.65	10.00	8.07	12.32
5ES05H2G	12.74	10.26	19.10	4.72	5.65	10.00	8.07	12.32
5ES10H2G	17.88	12.01	17.88	5.98	6.90	11.26	4.51	12.32
5ES15H3G	17.88	12.01	17.88	5.98	6.90	11.26	4.51	12.32
5ES15H5G	16.10	12.01	17.13	5.98	6.90	11.26	4.51	12.32
5ES05H1GR	16.10	12.01	17.13	5.98	6.90	11.26	4.51	12.32
5ES05H2GR	16.10	12.01	19.78	7.28	8.20	12.56	4.51	12.32
5ES10H2GR	16.10	12.01	19.78	7.28	8.20	12.56	4.51	12.32
5ES15H3GR	16.10	12.01	24.78	12.28	13.20	17.56	4.51	12.32
5ES15H5GR	16.10	12.01	24.78	12.28	13.20	17.56	4.51	12.32



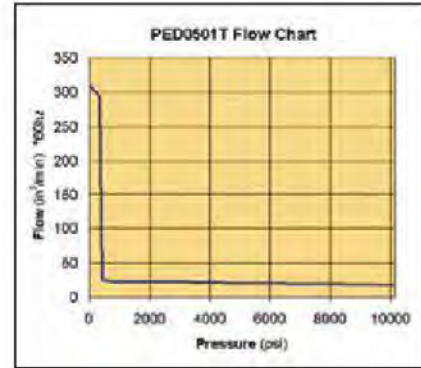
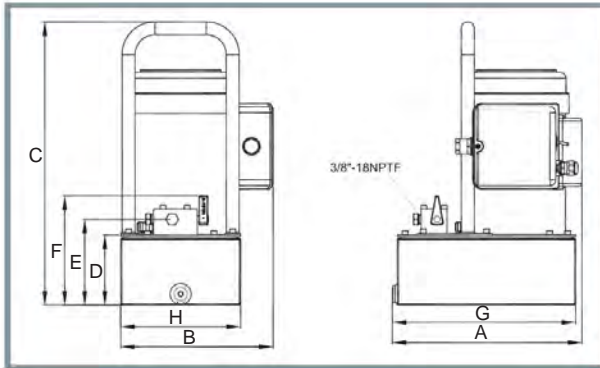


**ELECTRIC PUMP WITH AUTO RETURN VALVE**

- Quiet operation meets OSHA regulations (80dBA)
- Best suited for punching, crimping and cutting applications
- 2 speed operation allows for faster cylinder advance
- Full load starting capabilities
- Internal filter keeps contamination from damaging pump
- Rugged durable design meets the demands of industrial applications
- 10 ft. remote pendant switch to control motor on/off



5EA05HIG



**ELECTRIC PUMP WITH AUTO RETURN VALVE SPECIFICATIONS**

Motor Size [hp]	Usable Oil Capacity [gal]	Product Code	Pressure Rating		Oil Output Flow Rate		Valve Type	Valve Function	Current Draw [amps]	Motor Voltage [volts]	Sound Level [dBA]	Weight [lbs]
			1st Stage [psi]	2nd Stage [psi]	1st Stage [in <sup>3</sup> /min]	2nd Stage [in <sup>3</sup> /min]						
0.5	1.0	5EA05HIG	350	10,000	233	18	2-way, 2-position	*Advance/Return	9	115	80	66.2

\* Holds pressure in advance position when motor is off.

**ELECTRIC PUMP WITH AUTO RETURN VALVE DIMENSIONS**

Product Code	Dimensions (in)						
	A	B	C	D	E	F	G
5EA05HIG	12.76	10.28	19.09	4.72	5.79	7.36	12.36

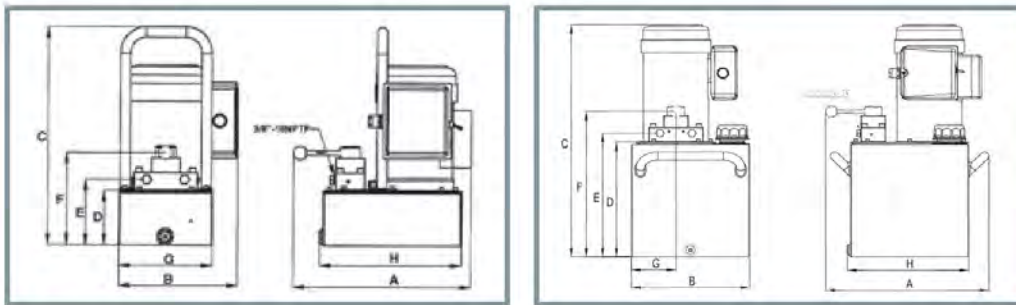
PULLERS & INDUSTRIAL HYDRAULICS

ELECTRIC PUMP WITH AUTO RETURN VALVE



## ELECTRIC PUMPS WITH PENDANT SWITCH

- Quiet operation meets OSHA regulations (80dBA)
- 2 speed operation allows for faster cylinder advance
- Full load starting capacities
- Internal filter keeps contamination from damaging pump
- 10 foot hand held remote control allows user to control cylinder in up or down position



## ELECTRIC PUMP WITH SOLENOID VALVE SPECIFICATIONS

Used with Cylinder	Motor Size	Usable Oil Capacity	Product Code	Pressure Rating		Oil Output Flow Rate		Valve Type	Valve Function	Current Draw (amps)	Motor Voltage (volts)	Weight (lbs)
	(hp)	(gal)		1st Stage (psi)	2nd Stage (psi)	1st Stage (in <sup>3</sup> /min)	2nd Stage (in <sup>3</sup> /min)					
Single Acting	0.5	1.0	5E05H1GR	350	10,000	293	18	3-way, 3-position	Advance/ Hold/ Return	9	115	59.5
	1.0	2.0	5E10H2GR	700		397	37			12		70.5
	1.5	3.0	5E15H3GR	476		61	17			88.5		

## ELECTRIC PUMP WITH SOLENOID VALVE DIMENSIONS

Product Code	Dimensions (in)							
	A	B	C	D	E	F	G	H
5E05H1GR	14.92	10.28	19.10	4.72	5.67	7.99	8.07	12.36
5E10H2GR	16.65	12.01	17.83	5.94	6.89	9.21	4.53	12.36
5E15H3GR	16.65	12.01	19.72	7.24	8.19	10.51	4.53	12.36







5G65H5G



5D73H10G



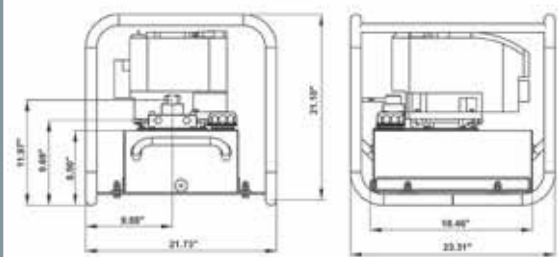
5G102H5G

## WILLIAMS®

### GAS ENGINE PUMP

- Gas pump will provide 10,000 psi hydraulic force at remote locations
- Industrial grade 5.5 hp Honda gas engine
- Manual control valve for use with single or double acting cylinders or tools
- Two speed pump designed for rapid cylinder advance
- Gas pump features a sturdy protective roll cage for use in the toughest environments

5G65H5G







### DIESEL ENGINE PUMP

- Diesel engine pumps will provide 10,000 psi at remote locations
- Industrial grade 5.5 hp Honda gas engine
- Locking solenoid control valve for use with single or double acting cylinders or tools
- Two speed pump designed for rapid cylinder advance
- Ideal for application when diesel fuel in remote environments is required
- Comes standard with electric start.

### ENGINE PUMP SPECIFICATIONS

Motor Size (hp)	Usable Oil Capacity (gal)	Product Code	Pressure Rating		Oil Output Flow Rate		Valve Type	Valve Function	Rotation Speed (rpm)	Sound Level (dBA)
			(psi)		(in <sup>3</sup> )					
			1st Stage	2nd Stage	1st Stage	2nd Stage				
5.5	5.0	5G65H5G (Gas)	700	10,000	427	100	3-way 3-position	Advance/Hold/Return	3600	93
10.2	10.0	5G102H5G (Gas)	700	10,000	600	200	4-way 3-position	Advance/Hold/Return	3600	93
7.3	10.0	5D73H10G (Diesel)	700	10,000	600	200	4-way 3-position	Advance/Hold/Return	3600	93






### AIR PUMP AND SINGLE-ACTING CYLINDER MATCHING CHART

Capacity (Tons) ▶ Stroke (Inches) ▼	5	10	15	25	30	55	75	100
<1.00								
1.00								
2.00								
3.00								
4.00								
5.00								
6.00								
7.00								
8.00								
9.00								
10.00								
12.00								
13.00								
14.00								
	 5AS60	 5AS150		 5AS380				

Note: Selection based on oil capacity requirements of cylinders.

 Not Recommended

### HAND PUMP / E-PUMP AND SINGLE-ACTING CYLINDER MATCHING CHART

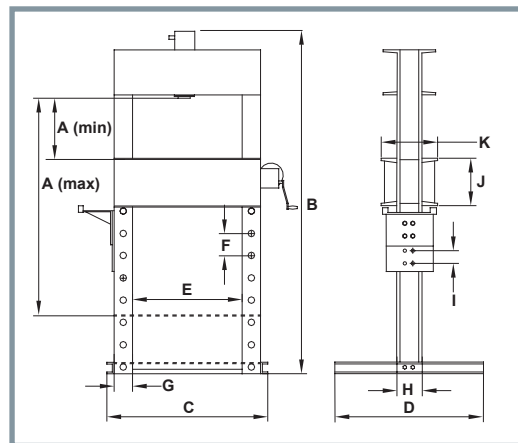
Capacity (Tons) ▶ Stroke (Inches) ▼	5	10	15	25	30	55	75	100
<1.00								
1.00								
2.00								
3.00								
4.00								
5.00								
6.00								
7.00								
8.00								
9.00								
10.00								
12.00								
13.00								
14.00								
	 5HS2S35	 5HS2S100	 5HS2S200		 5E10H2G			

Note: Selection based on oil capacity requirements of cylinders.

WILLIAMS®

## 55/100 TON SHOP PRESS

- Heavy steel welded construction
- Multi-position bed for work height adjustment
- Ideal for the removal or installation of gears, universal joints, pulleys, wrist pins, and other press jobs
- Excellent for bending, bonding or straightening applications



### 55/100 TON SHOP PRESS SPECIFICATIONS

Product Code	Capacity (Tons)	Pump Model	Pump Type	Stroke Length	Bed Position	Product Size (H X L X W)	Working Space (A Min. / A Max.) (in)	Weight (lbs)
9A55T06	55	5AS150	AIR	6	9	79" X 56" X 30"	14" ~ 55-½"	760
9E55T06		5E05H1GR	ELECTRIC	6				
9H55T06		5HS25200	MANUAL	6				
9A55T13		5AS380	AIR	13				
9E55T13		5E05H1GR	ELECTRIC	13				
9E100T10	100	5E10H2GR	ELECTRIC	10	8	89" X 63" X 30"	11-¼" ~ 51"	1550

### 55/100 TON SHOP PRESS DIMENSIONS

Product Code	Dimensions (in)											
	A (Min.)	A (Max.)	B	C	D	E	F	G	H	I	J	K
9A55T06	14	55.5	79	56	30	35.4	6	4	9	3	10	14.8
9E55T06												
9H55T06												
9A55T13												
9E55T13												
9E100T10	11.3	51	89	63	30	35.5	8	N/A	10	N/A	12	16

PULLERS & INDUSTRIAL  
HYDRAULICS

SHOP PRESS



## MINI JACKS

- Low profile mini jack
- Pocket size and lightweight
- Convenient for storage
- Interchangeable saddle on model 3M05T75 and 3M05T150.



3M05T75



3M05T150



3M10T160

### MINI JACK DIMENSIONS

Capacity (tons)	Product Code	Minimum Height (in)	Maximum Height (in)	Hydraulic Lifting (in)	Base Size (L x W) (in)	Weight (lbs)
5	3M05T75	2.37	3.13	0.76	4.13 x 4.00	4.6
	3M05T150	3.37	4.88	1.51	4.13 x 4.00	5.3
10	3M10T160	4.75	6.25	1.63	4.88 x 4.38	12.5
20	3M20T160	5.13	6.75	1.63	5.38 x 4.75	16.7





4T06T



4T10T



## TOE JACKS

- Heat treated and chrome plated medium-carbon steel cylinder
- Chrome plated ram promotes longer seal life and optimum performance
- U.S. Patented by-pass device protects hydraulic system from over traveling damage

### TOE JACK DIMENSIONS

Capacity (tons)	Product Code	Toe Saddle		Head Saddle		Hydraulic Lifting (in)
		Min. Height (in)	Max. Height (in)	Min. Height (in)	Max. Height (in)	
6	4T06T	0.88	6.00	10.50	15.63	5.13
10	4T10T	1.13	6.25	11.00	16.13	



3S20TV



## SIDE PUMP BOTTLE JACK

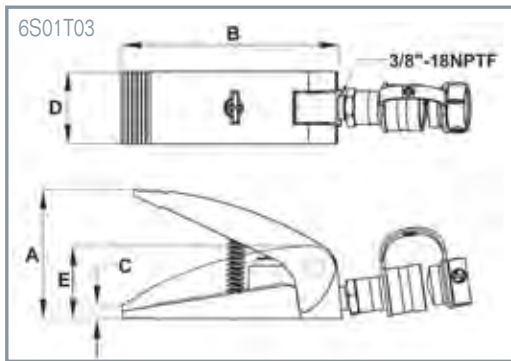
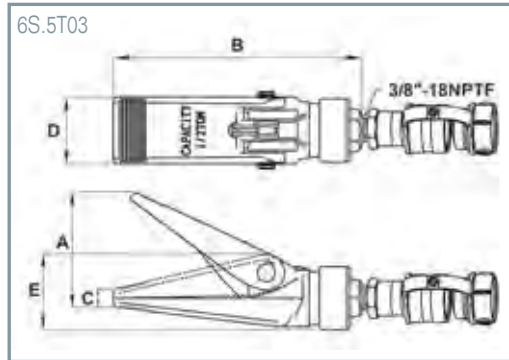
- Hydraulic system is protected from internal damage by a patented by-pass mechanism
- Machined and polished cylinders with die-cut threads provide non-abrasive leak-free, durable performance
- Fabricated from hard-cast steel with heat-treated critical stress areas
- Serrated heat-treated saddle provides generous lifting area and secure grip
- Heat-treated extension screw allows low pick-up height adjustment and maximum lift height
- U.S. patented built-in by-pass device protects hydraulic system from overpumping damage
- Unique cross-type forged release valve assures positive control
- A wide, rugged base provides stability and strength
- Critical stress points are reinforced in all models for added durability and dependability
- Economically priced for maximum value

### SIDE PUMP BOTTLE JACK DIMENSIONS

Capacity (tons)	Product Code	Min. Height (in)	Max. Height (in)	Extension Screw (in)	Hydraulic Lifting (in)	Base Size (L x W) (in)
12	3T12TV	9.50	18.63	3.13	6.00	5.25 x 5.13
	3S12TV	6.00	10.63	1.63	3.00	
20	3T20TV	9.50	18.63	3.13	6.00	6.25 x 5.88
	3S20TV	6.50	11.25	1.63	3.13	



6S.5T03



6S01T03

PULLERS & INDUSTRIAL  
HYDRAULICS

SPREADERS

**SPREADER DIMENSIONS**

Cylinder Capacity [tons]	Product Code	Cylinder Effective Area [in <sup>2</sup> ]	Oil Capacity [in <sup>3</sup> ]	Dimensions (in)				
				A	B	C	D	E
0.5	6S.5T03	1.22	0.58	3.54	7.57	0.51	2.05	2.36
1	6S01T03	1.09	0.86	3.90	6.57	0.47	2.17	2.20



## MAINTENANCE KITS

- Sets are portable for easy use in the plant or on the job site
- Custom fitted, rugged blow molded storage case
- 10 ton set has wheels for easy movement
- Designed for applications of pushing, spreading, pressing and more
- Pumps are rated from 8,000 to 10,000 psi



4M10T

### MAINTENANCE KITS

Contents of Kit	Product Code	
	4M04T	4M10T
Hand Pump	X	X
Ram	X	X
Hose Assembly	X	X
Hose Coupler	X	X
Ram Coupler	X	X
Case	X	X
Hydraulic Spreader	X	X
Combination Head (90°)	X	X
Rubber Head	X	X
Ram Toe	X	X
Plunger Toe	X	X
Flat Base	X	X
Serrated Saddle	X	X
Wedge Head	X	X
Male Connector	X	X
Extension Tubes Included	3"	4"
	6 1/8"	10"
	8 1/2"	18"
	16 1/2"	27"
	19 1/2"	

Capacity (tons)	Product Code	Ram		Number of Attachments
		Collapsed Height (in <sup>2</sup> )	Extended Height (in <sup>2</sup> )	
4	4M04T	11.00	15.75	14
10	4M10T	13.63	19.75	13

\*When extension tubes and/or offset attachments are used, the capacity is reduced.

PULLERS & INDUSTRIAL HYDRAULICS

MAINTENANCE KITS



## GAUGES, ADAPTERS, HOSES & HYDRAULIC OIL

### GAUGE SPECIFICATIONS



8G04W

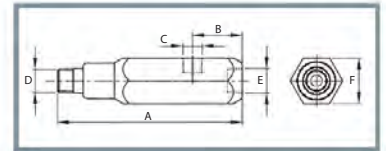


8G025W

Gauge Type	Product Code	Face Dia.	Thread	Pressure Range		Graduation			
						Major Graduation	Minor Graduation	Major Graduation	Minor Graduation
		(in)	(in)	(psi)	(bar)	(psi)	(bar)	(psi)	(bar)
Wet	8G025W	2.50	1/4"-18NPTF	0-10,000	0-700	1,000	100	100	10
	8G04W	4.00				2,000	200		

### GAUGE ADAPTER SPECIFICATIONS

Product Code	Dimensions (in)					
	A	B	C	D	E	F
8FG38MF	5.12	1.38	1/4"-18NPTF	3/8"-18NPTF	3/8"-18NPTF	1.25



8FG38MF



8FB25F38M



8FR38M25F

### ADAPTER SPECIFICATIONS

Description	Product Code	Male Thread	Female Thread	Dimensions (in)	
		C	D	A	B
Adapter	8FR38M25F	1/4"-18NPTF	3/8"-18NPTF	1.39	0.91
Bushing	8FB25F38M	3/8"-18NPTF	1/4"-18NPTF	0.87	0.67



8H3838D06



8H2525D06



8H3825D06

### HOSE SPECIFICATIONS

Hose I.D. (in)	Product Code	Hose End Fittings	Operating Pressure	Hose Length (ft)	Weight (lbs)
			(psi)		
1/4"	8H2525D06	1/4"-18NPTF	10,000	6	2.5
	8H3825D06	3/8"-18NPTF		6	3.0
	8H3825D10			10	5.0
	8H3825D20			20	10.5
3/8"	8H2538D06	1/4"-18NPTF		6	3.2
	8H3838D006	3/8"-18NPTF		6	3.5
	8H3838D10			10	6.5
	8H3838D20			20	13.5

### HYDRAULIC OIL

Volume (gal)	Product Code	Viscosity Index	Viscosity @ 100°F	Viscosity @ 210°F	ASTM Grade	Flash Point	Pour Point	API Gravity
		(min)	(S.U.S.)	(S.U.S.)		(°F)	(°F)	
1	8H1G	168	215	47	215	410	-54	31.4



8H1G

PULLERS & INDUSTRIAL  
HYDRAULICS

GAUGES, ADAPTERS, HOSES & HYDRAULIC OIL





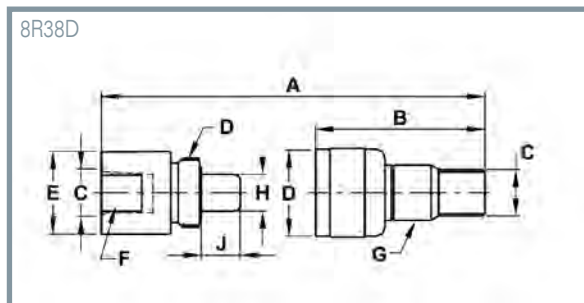
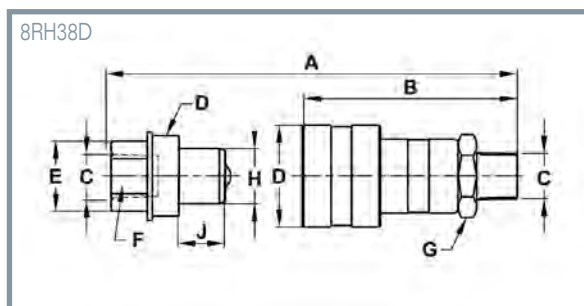


## COUPLINGS/MALE CONNECTORS



### COUPLING/MALE CONNECTOR DIMENSIONS

Product Code	Type	Dimensions			
		A (in)	B (in)	C	D
8FC25F38F	Couplings	1.18	1.02	Female 1/4"-18NPTF	Female 3/8"-18NPTF
8FC38F	Couplings	1.18	1.02	Female 3/8"-18NPTF	Female 3/8"-18NPTF
8FN25M	Male Connectors	1.50	0.67	Male 1/4"-18NPTF	Male 1/4"-18NPTF
8FN38M	Male Connectors	1.50	0.75	Male 3/8"-18NPTF	Male 3/8"-18NPTF
8FN25M38M	Male Connectors	1.45	0.75	Male 1/4"-18NPTF	Male 3/8"-18NPTF



## COUPLERS



PULLERS & INDUSTRIAL HYDRAULICS

COUPLERS/CONNECTORS

### COUPLER DIMENSIONS

Coupler Type	Product code			Dimensions (in)				
	Complete Set	Male Half	Female Half	A*	B	C	D	E
High-Flow Coupler	8RH38D	8RH38DM	8RH38DF	3.35	2.84	3/8"-18NPTF	1 3/16"-16	1.10
Regular-Flow Coupler	8R38D	8R38DM	8R38DF	3.15	2.2	3/8"-18NPTF	15/16"-20	1.04

\* Value A is total length when male and female valves are connected.



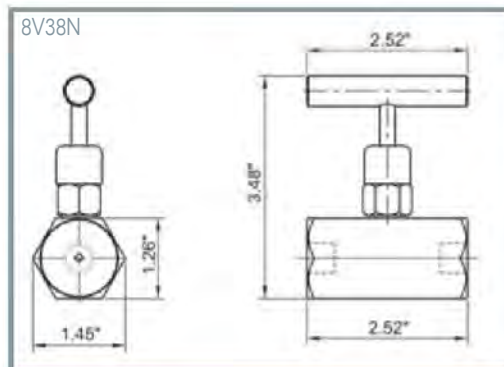
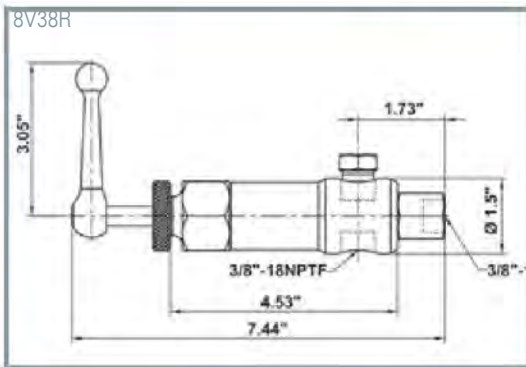
## FLOW CONTROL VALVES



8V38R



8V38N



### VALVE SPECIFICATIONS

Valve Type	Product Code	Ports	Application	Hydraulic Symbol
Needle Valve	8V38N	3/8"-18NPTF	Controls cylinder speed and treats as temporary shut-off valve for load holding.	
Pressure Relief Valve	8V38R	3/8"-18NPTF	Controls pressure developed by the pump in hydraulic loop. By-pass occurred when pre-set pressure is reached. Turns clockwise to increase pressure, counter clockwise to decrease.	

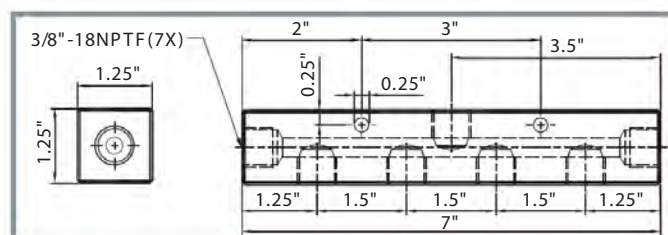


## MANIFOLDS



8M7L7P

Manifold Type	Product Code	Number of Parts	Port Size	Mounting Hole
7" Long Manifold	8M7L7P	7	3/8" - 18NPTF	1/4" - 20UNC
14" Long Manifold	8M14L7P	7		







Trade Sets	546
Handsaws	548
Bowsaws	556
Hacksaws	558
Portabands	561
Holesaws	565
Reciprocating Saw Blades	573
Files	579
Snips	598
Measuring Tools	600
Borescope/Multimeter	605
Knives	610
Worklights/Pickup tools	613

# TOOLS FOR THE TRADES

For the most demanding tradesman, Bahco offers the right tools for carpentry, plumbing or electrical work. Our saws are renowned for their sharpness, safety, comfort and sustained performance. Bahco stands at the forefront of ergonomic hand tool design by leveraging our 11-point scientific approach.







## 35 PIECE ELECTRICIAN'S KIT

Product Code	Description
4750FB3-12TS4	35 Piece Large Electrician's Kit

### Contents Include:

Product Code	Description	Product Code	Description	Product Code	Description
4750FB3-12	12" Electrician's Bag with Hard Bottom	317	Professional Light Hacksaw Frame	B196.030.100	BAHCOFIT Insulated Slotted Screwdriver
1-110-08-2-2	Flat File Ergo® 8" Second 36 TPI	3735-4-120	Center Punch	B196.040.100	BAHCOFIT Insulated Slotted Screwdriver
1-230-08-2-2	Round File Ergo® 8" Second 36 TPI	3740-150	Flat Chisel	B196.055.125	BAHCOFIT Insulated Slotted Screwdriver
1952M-10	10mm Combination Wrench	424P-16	Chisel	B195.002.025	BAHCOFIT Insulated Slotted Screwdriver
1952M-13	13mm Combination Wrench	416-400	Spirit Level	B195.050.025	BAHCOFIT Insulated Slotted Screwdriver
BE-9770	Long Ball End Hexagon Key Set, Metric	429-16	Claw Hammer	B142.001.080	BAHCOFIT Insulated Pozidriv Screwdriver
2101D-160	Diagonal Cutting Plier 6 1/4"	480-12	Warrington Hammer	B142.002.100	BAHCOFIT Insulated Pozidriv Screwdriver
2223 D-150	Wire stripping pliers - copper wire and cable	700-2.5-500	Precision Screwdrivers; slotted	1446	Multipurpose Knife
2233 D-160	Cable cutting and stripping pliers	8070	Black Adjustable Wrench 6"	B144.001.100	BAHCOFIT Screwdriver Robertson # 1
2430 D-160	Nose Plier 6 1/4"	8071	Black Adjustable Wrench 8"	B144.002.125	BAHCOFIT Screwdriver Robertson # 2
2628 D-180	Side Cutting Combo Plier 7"	7224	Quick Adjust Water Pump Plier	B144.003.150	BAHCOFIT Screwdriver Robertson # 3
268	Junior Hacksaw Plastic Handle 6"	B196.025.075	BAHCOFIT Insulated Slotted Screwdriver		

### Features

- This Electrician's kit provides the tools necessary for many electrical applications.
- Kit contains an assortment of pliers, screwdrivers, adjustable wrench, combination wrenches, files and knife.
- Packed in an Electrician's bag with a hard bottom and double stitching reinforcement that is 100% waterproof and easy to clean.



4750FB3-12TS4



TRADE KITS

TOOLS FOR THE TRADES



## 13 PIECE BASIC MAINTENANCE KIT

Product Code	Description
4750-UP-1TS5	13 Piece Basic Maintenance Kit

### Contents Include:

Product Code	Description	Product Code	Description
4750-UP-1	Universal Pouch	1952M-10	10mm Combination Wrench
2101 D-160	Diagonal Cutting Plier 6 1/4"	1952M-11	11mm Combination Wrench
2628 D-180	Side Cutting Combo Plier 7"	1952M-13	13mm Combination Wrench
2430 D-160	Nose Plier Grips 6 1/4"	B144.001.100	BAHCOFIT Screwdriver Robertson # 1
B190.055.100	BAHCOFIT Slotted Screwdriver	B144.002.125	BAHCOFIT Screwdriver Robertson # 2
B192.001.100	BAHCOFIT Phillips PH1 Screwdriver	B144.003.150	BAHCOFIT Screwdriver Robertson # 3
8072	Black Adjustable Wrench 10"		

### Features

- This basic maintenance kit provides the tools necessary for many general service and maintenance applications.
- Kit contains an assortment of pliers, screwdrivers, adjustable wrench and combination wrenches.
- Packed in a universal pouch with leather slots and two deep multi purpose open pockets..



4750-UP-1TS5







## 24 PIECE PLUMBERS KIT



3100TBTS4



Product Code	Description
3100TBTS4	24 Piece Plumbers Kit

### Contents Include:

Product Code	Description	Product Code	Description
3100TB	17" Open Tote Caddy Tool Bag Organizer	141	Universal Pipe Wrench 11"
BE-8040	Screwdriver Slotted Ergo® 8 3/4 x 4 x 5/32"	142	Universal Pipe Wrench 14 1/2"
BE-8821	Screwdriver Ergo® Pozidriv® #2	8224	Adjustable Joint Pliers 10"
BE-8155	Screwdriver Slotted Ergo® 9 3/4 x 5 x 1/4"	301-22	Tube Cutter
BE-8611	Screwdriver Phillips® Ergo® #1	302-35	Tube Cutter
BE-9777	Hex Keys	317-40	Wheel Reamer
BE-8986	Stubby Awl	2446	Multipurpose Knife
319	Hacksaw Non-Slip Handles 12"	2448	Wrecking Knife
268	Junior Hacksaw Plastic Handle 6"	8071 R US	Black Adjustable Wrench 8"
4-152-08-2-2	Homeowner's File Ergo® 8" 41 & 36 TPI	8070 R US	Black Adjustable Wrench 6"
416-400	Spirit Level	3740-200	Cold Chisel
429-16	Claw Hammer	P-HB	Pencil

### Features

- This plumbers kit provides the tools necessary for many plumbing applications.
- This set is geared for industrial plumbers. It includes an assortment of hand tools such as screwdrivers, wrenches, hacksaws and tube cutters.
- Packed in a open tote caddy tool bag organizer, ideal for storing and carrying tools, parts and supplies.



4750PTB65TS4



## 18 PIECE GENERAL PURPOSE KIT

Product Code	Description
4750PTB65TS4	18 Piece General Purpose Kit

### Contents Include:

Product Code	Description	Product Code	Description
4750PTB65	Plastic Tool Box	NP-22-U7/8-HP	Prize Cut 22" Handsaw, (Qty. 2)
2446	Knife	MTB-5-25	Tape Measure
2448	Wrecking Knife	P-HB	Pencil
426TOR9	Torpedo Level	SB-3732-2.5-125	Nail Punches
529-16-L	Ergo Claw Hammer	KE18-01	Snap-off Knife
59s/31-1	31 Piece Bit set in Plastic Case	B144.001.100	BAHCOFIT Screwdriver Robertson # 1
B219.026	Bahco Fit Screwdriver Set 6 Pieces	B144.002.125	BAHCOFIT Screwdriver Robertson # 2
9045-B-250	Square	B144.003.150	BAHCOFIT Screwdriver Robertson # 3
9572-200	Sliding Bevel		

### Features

- This general purpose kit provides the tools necessary for many general service and repair applications.
- Kit contains an assortment of screwdrivers, hammer, tape measure and knives.
- Packed in a heavy duty plastic tool box that is perfect for organizing items.



## LAPLANDER FOLDING SAW

### General Purpose Folding Saw

Product Code	Blade Length (Inch)	Teeth Per Inch
396-LAP	9	7

Product Code	Description
LAP-KNIFE	Folding Saw & Multipurpose Knife

#### Features

- A general purpose folding saw for cutting both green and dry wood, plastic, bone etc.
- Specially designed for wild-life enthusiasts, hunting and campers.
- XT tothing, 7TPI. Blade specially coated for rust protection and low friction.
- Two-component plastic handle for perfect grip, with leather strap.
- Safety lock, locked also when folded.



396-LAP

LAP-KNIFE



## JAPANESE STYLE PULL SAWS

### Cut on Pull Stroke

Product Code	Blade Length (Inch)	Teeth Per Inch (TPI)
PC-12-14-PS	12	14
PC-11-19-PS	11	19
PC-9-9/17-PS	9	9/17

#### Features

- Razor sharp teeth allows this pull saw to make clean cuts with little effort.
- Perfect for rip and cross-cut to flush-cutting moldings, treated lumber, door casings, PVC, ABS pipe, hard and soft woods, plywood, drywall and plastic pipe.
- This pull-to-cut saw allows undercutting with fast and accurate cuts.



PC-11-19-PS



PC-9-9/17-PS



## PRIZECUT TOOLBOX HANDSAW

Product Code	Blade Length (Inch)	Teeth Per Inch (TPI)
300-14-F15/16-HP	14	15/16

#### Features

- The universal tothing is strong and hard wearing, suitable for both rip and cross cutting in all types of wood.
- Hard Point for longer life, rust protection lacquered.
- One-component solid handle.
- Comes with reusable plastic patented tooth protector.



300-14-F15/16-HP



## PROFCUT TOOLBOX HANDSAW

### Special-purpose Hand saw

Product Code	Blade Length (Inch)	Teeth Per Inch (TPI)
PC-15-TBX	15	11

#### Features

- Toolbox saw for fine cutting.
- Fine GT tothing, 11 TPI.
- Super sharp GT-tothing is specially developed for high cutting performance. The 3-sided ground tooth form ensures excellent results in all types of wood.
- Comfortable-two component handle.
- Comes with reusable plastic patented tooth protector.



PC-15-TBX



369

369-BLADE



## GENERAL PURPOSE SAW

### Aluminum handle

Product Code	Blade Length (Inch)	Teeth Per Inch
369	14 1/2	14
369-BLADE	Replacement Blade	

### Features

- For a variety of materials such as wood, plywood, plastics, aluminum and thin metal.
- Made of extra thick steel and with black color coating for improved rust protection.
- Equipped with aluminum handle and interchangeable blade, which can be positioned at five different angles.



## SUPERIOR LAMINATOR SAW

### ERGO® handle - Unique XT tothing - Low Friction Coating

Product Code	Blade Length (Inch)	Teeth Per Inch (TPI)	Type of cut
SUP-20-LAM	20	11/12	Fine

### Features

- A handsaw for cutting laminate and wooden floors.
- Bevel ground teeth on thick blade for high precision and straight cutting with exceptionally good stability.
- Screwed, one piece two-component ERGO® handle.
- Handle placement provides even distribution of power along the tooth line.
- Low-friction, rust-protective coating.
- Comes with reusable plastic patented tooth protector.



SUP-20-LAM



## PROFCUT GENERAL PURPOSE HANDSAWS

### Comfortable two-component handle

Product Code	Blade Length (Inch)	Teeth Per Inch (TPI)
PC-19-GT7	19	7
PC-22-GT7	22	7
PC-22-FILE-U7	22	7 (Fileable)

### Features

- Super sharp GT-tothing is specially developed for high cutting performance. The 3-sided ground tooth form ensures excellent results in all types of wood.
- Comfortable two component handle.
- Comes with reusable plastic patented tooth protector.



PC-22-GT7



## PRIZECUT UNIVERSAL SAW

Product Code	Blade Length (Inch)	Teeth Per Inch (TPI)
NP-16-U7/8-HP	16	7
NP-19-U7/8-HP	19	7
NP-22-U7/8-HP	22	7

### Features

- The universal tothing is strong and hard wearing, suitable for both rip and cross cutting in all types of wood.
- Hard Point for longer life, rust protection lacquered.
- Two-component solid handle.
- Comes with reusable plastic patented tooth protector.



NP-22-U7/8-HP



## SUPERIOR HANDSAWS WITH XT TOOTHING

**ERGO® handle - Unique XT toothing - Low Friction Coating**

Product Code	Blade Length (Inch)	Teeth Per Inch (TPI)	Type of cut
<b>Fine Tooth Pattern for smooth, consistent cuts through most materials</b>			
2600-16-XT11-HP	16	11	Fine
2600-22-XT-HP	22	9	Medium
<b>Aggressive tooth pattern for faster cuts through thick material</b>			
2700-22-XT7-HP	22	7	Aggressive
2700-24-XT7-HP	24	7	Aggressive

### Features

- Hard point saw with substantially thicker blade which results in less power-consuming side vibrations.
- Bevel ground teeth on thick blade for height precision and straight cutting with exceptionally good stability.
- Screwed, one piece two-component ERGO® handle.
- Handle placement provides even distribution of power along the tooth line.
- Comes with reusable plastic patented tooth protector.



2600-16-XT11-HP



## SUPERIOR MITER HANDSAW WITH XT TOOTHING

**ERGO® handle - Unique XT toothing - Low Friction Coating**

Product Code	Blade Length (Inch)	Teeth Per Inch (TPI)	Type of cut
3090-20-XT11-HP	20	11	Fine

### Features

- Bevel ground teeth on thick blade for high precision and straight cutting with exceptionally good stability.
- Screwed, one piece two-component ERGO® handle.
- Handle placement provides even distribution of power along the tooth line.
- Comes with reusable plastic patented tooth protector.



3090-20-XT11-HP



## PROFESSIONAL HANDSAWS WITH XT TOOTHING

**ERGO® handle - Unique XT toothing - Low Friction Coating**

Product Code	Blade Length (Inch)	Teeth Per Inch (TPI)	Type of cut
2500-16-XT-HP	16	9	Medium
2500-19-XT-HP	19	9	Medium
2500-22-XT-HP	22	9	Medium

### Features

- For medium thick materials, such as plywood, ordinary wood, fiber and chipboard or plastics.
- Hard point saw with substantially thicker blade which results in less power-consuming side vibrations.
- Screwed, one piece two-component ERGO® handle.
- Handle placement provides even distribution of power along the tooth line.
- Comes with reusable plastic patented tooth protector.



2500-XT



## PROFCUT TOOLBOX HANDSAW

**Comfortable two-component handle**

Product Code	Blade Length (Inch)	Teeth Per Inch (TPI)
PC-15-GNP	15	15

### Features

- Toolbox saw for general purpose cutting.
- Fine FT toothing, 15 TPI.
- Saw blade for cutting plastics, laminates, wood and soft metals like aluminum. Fleam toothing, hardpoint teeth for long lasting sharpness.
- Comfortable-two component handle.
- Comes with reusable plastic patented tooth protector.



PC-15-GNP







3180-14-XT11-HP



## SUPERIOR BACKSAW WITH XT TOOTHING

**ERGO® handle - Unique XT toothing - Low Friction Coating**

Product Code	Blade Length (Inch)	Teeth Per Inch (TPI)	Type of cut
3180-14-XT11-HP	14	11	Fine

### Features

- Specially adapted for cutting of small-diameter timber and miter guide sawing of all sizes of materials.
- Bevel ground teeth on thick blade for high precision and straight cutting with exceptionally good stability.
- Screwed, one piece two-component ERGO® handle.
- Handle placement provides even distribution of power along the tooth line.
- Comes with reusable plastic patented tooth protector.



PC-12-TEN



## PROFCUT BACKSAW

**For Straight and Miter Cuts**

Product Code	Blade Length (Inch)	Teeth Per Inch (TPI)
PC-12-TEN	12	11

### Features

- Specially adapted for cutting of small-diameter timber and miter guide sawing of all sizes of materials.
- Fine UT toothing with 11 TPI.
- The universal toothing is strong and hard wearing, suitable for both rip and cross cutting in all types of wood.
- 3-sided ground tooth form ensures excellent results in all types of wood.
- Comfortable two component handle.
- Comes with reusable plastic patented tooth protector.



NP-12-TEN



## PRIZECUT BACKSAW

Product Code	Blade Length (Inch)	Teeth Per Inch (TPI)
NP-12-TEN	12	13

### Features

- Specially adapted for cutting of small-diameter timber and miter guide sawing, all sizes of materials.
- The universal toothing is strong and hard wearing, suitable for both rip and cross cutting in all types of wood.
- Hard Point for longer life, rust protection lacquered.
- One-component solid handle.
- Comes with reusable plastic patented tooth protector.



PC-10-DTF



PC-10-DTR



## PROFCUT DOVETAIL HANDSAWS

**Fine Cut Detail Saws**

Product Code	Style	Blade Length (Inch)	Teeth Per Inch (TPI)
PC-10-DTF	Reversible handle for left / right sawing	10	15/16
PC-10-DTR	Angled / flush cutting	10	13/14

### Features

- Special-purpose saw for wood and plastic materials.
- Fine universal toothing with hard point teeth and light steel back for rigidity.
- Blade width is 2-3/8".
- Comes with reusable plastic patented tooth protector.



## SUPERIOR VENEER SAW WITH XT TOOTHING

ERGO® handle - Unique XT toothing -  
Low Friction Coating

Product Code	Blade Length (Inch)	Teeth Per Inch (TPI)	Type of cut
3240-14-XT11-HP	14	11	Fine

### Features

- For fine and medium thick materials, such as plywood, laminates and plastics.
- Bevel ground teeth on thick blade for high precision and straight cutting with exceptionally good stability.
- Curved, toothed nose for starting cuts in the middle of the surface of the work piece.
- Screwed, one piece two-component ERGO® handle.
- Handle placement provides even distribution of power along the tooth line.
- Comes with reusable plastic patented tooth protector.



3240-14-XT11-HP



## PROFCUT VENEER SAW

For Veneer and Other Fine Sawing

Product Code	Blade Length (Inch)	Teeth Per Inch (TPI)
PC-12-VEN	12	11

### Features

- For fine and medium thick materials, such as plywood, laminates and plastics.
- Fine UT toothing with 11 TPI.
- Rounded cutting nose for pocket cuts
- The universal toothing is strong and hard wearing, suitable for both rip and cross cutting in all types of wood.
- 3-sided ground tooth form ensures excellent results in all types of wood.
- Comfortable-two component handle.
- Comes with reusable plastic patented tooth protector.



PC-12-VEN



## PRIZECUT VENEER SAW

Product Code	Blade Length (Inch)	Teeth Per Inch (TPI)
NP-12-VEN	12	13

### Features

- For fine and medium thick materials, such as plywood, laminates and plastics.
- The universal toothing is strong and hard wearing, suitable for both rip and cross cutting in all types of wood.
- Hard Point for longer life, rust protection lacquered.
- Two-component solid handle.
- Comes with reusable plastic patented tooth protector.



NP-12-VEN



## SUPERIOR COMPASS SAW WITH XT TOOTHING

Unique XT tooting -  
Low Friction Coating

Product Code	Blade Length (Inch)	Teeth Per Inch (TPI)	Type of cut
3150-12-XT9-HP	12	9	Medium

### Features

- For all kinds of woods and plastics.
- Bevel ground teeth on thick blade for high precision and straight cutting.
- Exceptionally good stability, working more on pull than on push.
- Handle placement provides even distribution of power along the tooth line.
- Comes with reusable plastic patented tooth protector.



3150-12-XT9-HP



## PROFCUT COMPASS HANDSAWS

For Contour Cuts

Product Code	Blade Length (Inch)	Teeth Per Inch (TPI)
PC-12-COM	12	9

### Features

- For all kinds of wood and plastic material.
- Long lasting sharpness from the unique XT-tooting, hardpoint teeth.
- Handle placement provides even distribution of power along the tooth line.
- Comfortable-two component handle.
- Comes with reusable plastic patented tooth protector.



PC-12-COM



## PRIZECUT COMPASS HANDSAWS

Product Code	Blade Length (Inch)	Teeth Per Inch (TPI)
NP-12-COM	12	7

### Features

- For all kinds of wood and plastic material.
- The universal tooting is strong and hard wearing, suitable for both rip and cross cutting in all types of wood.
- Hard Point for longer life, rust protection lacquered.
- One-component solid handle.
- Comes with reusable plastic patented tooth protector.



NP-12-COM



## DRY WALL SAW

Jab Saw

Product Code	Blade Length (Inch)
PC-6-DRY	6

### Features

- Cuts drywall, wallboard, plywood, and plastic.
- Blade cuts in both directions (push and pull).
- Sturdy blade with sharp point for punching through drywall.



PC-6-DRY

HANDSAWS

TOOLS FOR THE TRADES



## PROFCUT INSULATION SAW

### Special Purpose Saw

Product Code	Blade Length (Inch)	Teeth Per Inch
PC-22-INS	22	WT Tothing

#### Features

- Specially designed for cutting insulation material
- Mineral wood
- Cuts plastic up to 3/4" thick
- Cuts Styrofoam up to 3/4" thick
- Handsaw has a wave formed sharpened edge (WT tothing) that allows it to slice through the material creating minimal wast
- Should be stored in sleeve for rust protection



PC-22-INS



## PROFCUT TIMBER SAW

### Comfortable two-component handle with Fileable Blade

Product Code	Blade Length (Inch)	Teeth Per Inch
PC-24-TIM	24	3 1/2

#### Features

- A handsaw for cutting Timber.
- Fleam-toothed, non-hardpoint. Can be re-sharpened by using the file 272. Effective on the push as well as on the pull stroke.
- Comfortable-two component handle.
- Comes with reusable plastic patented tooth protector.



PC-24-TIM



## PROFCUT POLYSTYRENE, FOAM HANDSAW

### Special-purpose handsaw

Product Code	Blade Length (Inch)	Teeth Per Inch (TPI)
PC-16-DECO	16	Special

#### Features

- Special tothing for cutting polystyrene and foam.
- Specially developed tothing with very fine ground teeth and gullets designed to combine excellent finish with minimized clogging.
- Comfortable-two component handle.
- Comes with reusable plastic patented tooth protector.



PC-16-DECO



## PROFCUT LAMINATOR SAW

### Special-purpose handsaw

Product Code	Blade Length (Inch)	Teeth Per Inch
PC-20-LAM	20	11/12

#### Features

- A handsaw for cutting laminate and wooden floors.
- Long lasting sharpness from the unique XT-tothing, hardpoint teeth.
- Comfortable-two component handle.
- Comes with reusable plastic patented tooth protector.



PC-20-LAM





PC-24-PLS



## PROFCUT PLASTER SAW

### Special-purpose Handsaw

Product Code	Blade Length (Inch)	Teeth Per Inch
PC-24-PLS	24	7

#### Features

- A handsaw for cutting plaster.
- Super sharp GT-toothing is specially developed for high cutting performance. The 3-sided ground tooth form ensures excellent results in all types of wood.
- Comfortable two component handle.
- Comes with reusable plastic patented tooth protector.



296



## STRADIVARIUS - MUSICAL SAW

### Specially made for musical applications

Product Code	Blade Length (Inch)
296	30

#### Features

- Polished blade with flat back and un-ground teeth, total length 34 1/4".
- Specially made for musical applications.
- Traditional wood handle with brass hardware.



301

303-5p

216-150-R



## COPING SAW

### Wooden beech handle

Product Code	Description	Blade Length (Inch)	Teeth Per Inch
301	Coping Saw	6 1/2	14
303-5P	Coping Saw Blades (5 Pack)	6 1/2	14
216-150-R	Rod Blade	6	Grit

#### Features

- Nickel-plated steel frame. Orange-lacquered, wooden beech handle.
- Interchangeable blade fitted on retaining pins, turnable 360°.
- Blade of hardened and tempered carbon steel, teeth milled and set, 14TPI.



### MINI BOWHACK

#### Durable Metal Handle

Product Code	Blade Length (Inch)	Type of Wood
9-12-51/3806-KP	12	Dry Wood and Lumber

#### Features

- Toolbox sized mini-bow saw is easy to stow away and is ideal for plumbers and electricians.
- Made of lightweight, high quality steel tubing for durability and easy handling.
- High impact orange enamel paint protects from rust and corrosion.
- Comes with 12" blade for wood cutting and a bi-metal hacksaw blade.
- Equipped with durable metal handle.



9-12-51/3806-KP



### ECONOMY BOW SAWS

#### Durable Metal Handle

Product Code	Blade Length (Inch)
SE-16-21	21
SE-15-24	24
SE-15-30	30

#### Features

- Made of lightweight, quality steel tubing for durability and easy handling.
- High impact orange enamel paint protects from rust and corrosion.
- Pointed nose on 21" model ideal for use in tight spaces.
- Durable metal handle.



SE-16-21



SE-15-24



SE-15-30



### BOW SAW BLADES

#### Replacement blades

Product Code	Blade Length (Inch)	Type of Wood	Type of Tothing
23-21	21	Green Wood	Raker
23-24	24	Green Wood	Raker
23-30	30	Green Wood	Raker
23-36	36	Green Wood	Raker
51-12	12	Dry Wood and Lumber	Peg
51-21	21	Dry Wood and Lumber	Peg
51-24	24	Dry Wood and Lumber	Peg
51-30	30	Dry Wood and Lumber	Peg
51-36	36	Dry Wood and Lumber	Peg
51-42	42	Dry Wood and Lumber	Peg
333-5	14	Dry Wood	Raker



23



51-24



333-5

#### Features

- Rust-prevention treated.
- Packed in individual sleeve printed with graphically illustrated text for correct blade selection.



ergo



10-21-51



## BOW SAWS - ERGO®

### Ergonomically designed handle

Product Code	Blade Length (Inch)	Type of Wood
10-21-51	21	Dry Wood and Lumber
10-24-51	24	Dry Wood and Lumber
10-24-23	24	Green Wood
10-30-23	30	Green Wood
10-30-51	30	Dry Wood and Lumber
9-36-23-KP*	36	Dry Wood and Lumber

\* Equipped with non-ergo metal handle.

### Features

- Designed for demanding applications and tough environments of construction sites.
- Innovative tensioning mechanism for high blade tension and straight cutting.
- Ergo handle with knuckle protector provides comfort and safety.
- Made of lightweight, high quality steel tubing for durability and easy handling.
- High impact orange enamel paint protects from rust and corrosion.
- Strong blade fitting for easy and safe blade storage.



332

331



## BOW SAWS - POINTED NOSE

### Durable Handle

Product Code	Blade Length (Inch)	Type of Wood	Handle
332-21-51	21	Dry Wood and Lumber	ergo®
331-21-51-KP*	21	Dry Wood and Lumber	Standard

### Features

- Small and handy bow saw for all around use.
- Pointed nose makes the saw ideal for use in tight spaces.
- Used for pruning and roofing work.
- Model 332 is equipped with an Ergo handle.



333



## BOW SAW - QUICK CHANGE

### Equipped With Raker Blade for Cutting Dry Wood

Product Code	Blade Length (Inch)
333	14
333-5	Replacement Blade

### Features

- The steel frame has special blade holders with a extra strong blade attachment mechanism.
- Reversible blade, hardened for durability which can be rotated around its long axis.
- Equipped with durable plastic handle.
- Handle releases for quick blade changes.

BOW SAWS

TOOLS FOR THE TRADES



### ERGO® PROFESSIONAL HAND HACKSAW

Ergonomic Handles Maximize Cutting Control and Power

Product Code	Description	Blade Length (Inches)
325	ERGO® Hand Hacksaw	12

#### Features

- Ergonomically designed with extremely high blade tension for straight, accurate and fast cuts.
- Centered blade for correct balance and reduced cutting effort.
- Alternative 55° blade mounting for flush cutting.
- Supplied with reliable and shatterproof 12 inch bi-metal blade, 24 TPI.
- Single touch spring loaded blade release mechanism for fast blade changes.
- Winner of the Silver Award from the Industrial Designers Society of America.



325



### PROFESSIONAL HAND HACKSAW

Non-Slip Handles Ensures a Solid and Secure Grip.

Product Code	Description	Blade Length (Inches)
319	Professional Hand Hacksaw	12

#### Features

- Alternative 55° blade mounting for flush cutting.
- Offers a strong steel frame that is covered with a protective dual component plastic.
- Comfortable, non-slip back handle and front grip ensures a solid, secure grip.
- Tension mechanism is fully integrated into the handles so there is no obstruction during use.
- Supplied with reliable and shatterproof 12 inch bi-metal blade, 24 TPI.



319



### TRADESMAN'S HAND HACKSAW

Durable Aluminum Handle

Product Code	Description	Blade Length (Inches)
317	Tradesman's Hand Hacksaw	12

#### Features

- Alternative 90° blade mounting.
- Light and comfortable frame for difficult-to-reach applications.
- Durable aluminum handle.
- Metal tensioning lever designed to be comfortable and unobtrusive.
- Supplied with Bahco Bimetal blade for safety and efficiency.



317



### TRADITIONAL HAND HACKSAW

Heavy Duty Frame with Blade Storage

Product Code	Description	Blade Length (Inches)
225-PLUS	Traditional Hand Hacksaw	12

#### Features

- Allows very high blade tension for accurate and fast cuts.
- Strong rectangular back section for blade storage with easy-to-handle retaining screws.
- Can also be used as a compass saw.
- Alternative 55° blade mounting for flush cutting.
- Supplied with reliable and shatterproof 12 inch bi-metal blade, 24 TPI.



225-PLUS







306



## LIGHTWEIGHT HAND HACKSAW

### Durable Aluminum Handle

Product Code	Description	Blade Length (Inches)
306	Lightweight Hand Hacksaw	10 & 12

### Features

- Alternative 90° blade mounting.
- Accepts both 10" and 12" blades.
- Ultra light, only 11 ounces.
- Supplied with Bahco Bimetal blade for safety and efficiency.



268



## MINI HACKSAW

### Frame with Solid Steel Profile

Product Code	Description	Blade Length (Inches)
268	Mini Hacksaw	6

### Features

- Chrome filled and fitted with a fiberglass handle to give a good and comfortable grip.
- Supplied with reliable and shatterproof 10 inch bi-metal blade, 24 TPI.
- Practical and simple blade-tensioning screw.



228



## MINI HACKSAW

### Blade-Tensioning Handle

Product Code	Description	Blade Length (Inches)
228	Mini Hacksaw	6

### Features

- Simple and quick, twist-action, blade-tensioning handle, made of beech wood and orange lacquered.
- Complete with 6 inch, 32 TPI blade for metal cutting.



218



## MINI HACKSAW

### Metal Cutting

Product Code	Description	Blade Length (Inches)
218	Mini Hacksaw	6

### Features

- Complete with 6 inch, 32 TPI blade for metal cutting.



208



## MINI EXTENDABLE HACKSAW

### Perfect for Difficult to Reach Work

Product Code	Description	Blade Length (Inches)
208	Mini Extendable Hacksaw	10

### Features

- A mini-hacksaw frame for difficult to reach positions.
- Supplied with reliable and shatterproof 10 inch bi-metal blade, 24 TPI.
- Blade position adjusts for maximum versatility.



### TUNGSTEN CARBIDE HACKSAW BLADE

#### Metal Cutting

Product Code	Description	Blade Length (Inches)
3816-300	Carbide grit hacksaw blade	12

#### Features

- Anti-corrosion treated, carbon steel blade back.
- Tungsten carbide grit tothing.
- Fits all 12" metal saw frames.



3816-300



### BIMETAL HAND HACKSAW BLADES

Virtually Unbreakable and Shatterproof Bimetal Blades for all Metal Sawing

Product Code	Length	Teeth Per Inch	Blades per Package (To order, add Pack Quantity to End of Product Code)				
			100	10P	5P	3P	2P
3818-300-PROG-	12	18/24/32 **	X		X		
3906-250-18-	10	18	X		X		
3906-250-24-	10	24	X		X		
3906-250-32-	10	32	X		X		
3906-300-14-	12	14	X	X	X		
3906-300-18-	12	18	X	X	X		X
3906-300-24-	12	24	X	X	X		X
3906-300-32-	12	32	X	X	X		X
3906-300-	12	1 ea 18/24/32					X

#### Features

- Blade back made of strong, flexible spring steel with a tooth line of high-alloyed super high speed steel.
- Bimetal construction guarantees the blade to keep its sharpness for a long time.
- Precision ground teeth for all kinds of metal sawing.
- Combine extreme cutting performance and wear resistance with a high degree of flexibility.
- Vastly superior to all-hard high speed blades or conventional, flexible blades.
- \*\*Progressive tooth hacksaw blade features 3-tooth patterns for fast starting and cutting.
- Improved painting techniques allows for better cutting from the start with no paint in the gullets



Progressive Tooth Blade 3818-300-PROG-100



3906-300-18-100



100 Pack



### MINI HACKSAW BLADES

#### Anti-corrosion Treated, Carbon Steel Blades

Product Code	Blades per Package	Blade Length (Inches)	TPI	For Cutting
228-15-5P	5	6	15	Wood
228-32-5P	5	6	32	Metal

#### Features

- Made of hardened and tempered carbon steel. Teeth milled and set.



228-15-5P



### ROD SAW BLADE

#### Suitable for Cutting Glass, Ceramics, Porcelain and Steel

Product Code	Blades per Package	Blade Length (Inches)	Fits
215-150	1	6	Mini Hacksaws
216-300-R	1	12	All 12" Hacksaws

#### Features

- Base steel rod coated with cemented carbide.



215-150



215-300





## BI-METAL PORTABLE BANDSAW BLADES FOR HAND HELD MACHINES

Product Code	Dimensions		Length		Tooth Type	Teeth per inch	5 Pack
	(inch)	(mm)	(inch)	(mm)			
<b>Loops</b>							
PB13-0.5-R-10-1140-5P	½ x 0.020	13 x 0.50	44 7/8	1140	Regular	10	X
PB13-0.5-R-14-1140-5P	½ x 0.020	13 x 0.50	44 7/8	1140	Regular	14	X
PB13-0.5-R-18-1140-5P	½ x 0.020	13 x 0.50	44 7/8	1140	Regular	18	X
PB13-0.5-R-24-1140-5P	½ x 0.020	13 x 0.50	44 7/8	1140	Regular	24	X
PB13-0.5-10/14-1140-5P	½ x 0.020	13 x 0.50	44 7/8	1140	Combo	10/14	X
PB13-0.5-14/18-1140-5P	½ x 0.020	13 x 0.50	44 7/8	1140	Combo	14/18	X

### Features

- A unique design for multipurpose and jobshop use that provides hand-held machines with fast cutting, easy feeding, exceptional control, and precision cutting on a variety of materials.
- Perfect for cutting stainless steel, angle iron, bronze, copper, galvanized pipe, mild steel, aluminum, brass, chrome



## EASY-CUT BIMETAL PORTABLE BANDSAW BLADES FOR HAND HELD MACHINES

Product Code	Dimensions		Length		Tooth Type	1 Pack (-1P)	3 Pack (-3P)	100 Pack (-100P)
	(inches)	(mm)	(inches)	(mm)				
PBEZ835	½ x .020	13 x .050	32 7/8	835	EZ	X	X	X
PBEZ1140	½ x .020	13 x .050	44 7/8	1140	EZ	X	X	X

### Features

- Cut almost anything without changing blades. Ideal for cutting: Sheet Metal Solids, Bundles, Pipe, Channel, Angle Iron, Drill Rods, H Beams, I Beams, Tubing, Wood, Plastics, Tool Steel, Mild Steel, Stainless Steel, Copper, Aluminum and Brass.
- Patented tooth design provides a very versatile blade able to cut all common materials.
- Ideal for cutting different sizes in a wide range of materials.
- Other lengths available
- To order, add pack quantity to end of product code





## GENERAL PURPOSE BANDSAW BLADES

### 3849 Flexback – Carbon

Width (Inches)	Thickness (Inches)	Teeth Per Inch - Hook			
		2	3	4	6
1/4	0.025			•	•
3/8	0.025		•	•	•
1/2	0.025		•	•	•
3/4	0.032		•		•
1	0.035	•	•		

#### Features

- For easy to cut non-ferrous materials such as wood, plastics, aluminum, and bronze
- Flexback carbon steel blade.
- Flexible back allows higher band speed

### 3847 High Hard – Carbon

Width (Inches)	Thickness (Inches)	Teeth Per Inch - Regular					
		6	8	10	14	18	24
1/4	0.025			•	•	•	•
3/8	0.025		•	•	•	•	
1/2	0.025	•		•	•	•	•
3/4	0.032	•	•	•	•	•	
1	0.035	•	•	•	•	•	

#### Features

- For easy to cut unalloyed steel
- Hardback carbon steel blade.
- Spring tempered back for fast, straight cuts.

### Sandflex M42 – Bimetal

Width (Inches)	Thickness (Inches)	Teeth Per Inch - Combo								
		1.4/2	2/3	3/4	4/6	5/8	6/10	8/12	10/14	14/18
1/2	0.020								•	•
1/2	0.025						•	•	•	•
1/2	0.035						•		•	
3/4	0.035				•	•	•	•	•	
1	0.035		•	•	•	•	•	•	•	
1 1/4	0.042		•	•	•	•	•			
1 1/2	0.050		•	•	•	•	•			
2	0.062	•	•	•	•					

#### Features

- Perfect for solids, bundles, pipes profiles and castings
- Multi-purpose tooth shapes for a variety of applications
- Designed for production and general purpose application sawing.

### 3857 Easy-Cut – Bimetal

Width (Inches)	Thickness (Inches)	Width (Inches)	Thickness (Inches)
1/2	0.025	1	0.035
3/4	0.035	1 1/4	0.042

#### Features

- General purpose sawing in tool rooms, machine shops, maintenance rooms, fabricating shops and welding shops
- Easy cut blades cut almost anything without changing blades.
- Perfect for tool steel, mild steel, stainless steel, aluminum, copper, brass, wood, plastic, tubing, solids, bundles and much more.
- Easy to order: Simply specify blade width and length
- Save time and money by reducing blade inventory, operator labor, and machine down time.

Bahco's general purpose bandsaw blades are the perfect choice for a variety of applications. Designed for production and general purpose application sawing.



For more information please contact your Snap-on Industrial Brands representative.



### PALLET DISMANTLER

Width (Inches)	Teeth Per Inch
1 1/4 x .042	5/8

#### Features


- Cuts through nails and staples that are found in pallets
- Stands up to the shock of interrupted cuts in pallets







**Bahco's bimetal bandsaw blades' high speed steel tooth tips and flexible alloy steel backing material deliver the most cost effective bandsaw blades for metal sawing applications.**



## PRODUCTION CUTTING BIMETAL BANDSAW BLADES

### 3853 TOP Fabricator

Width (Inches)	Thickness (Inches)	Teeth Per Inch - Combo			
		2/3	3/4	4/6	5/8
1	0.035		•	•	•
1 ¼	0.042	•	•	•	•
1 ½	0.050	•	•	•	•
2	0.050		•		•
2	0.062	•	•		
2 ½	0.062	•	•		

#### Features

- Patented tooth design makes the teeth stronger, more resistant to tooth stripping and longer lasting
- M42 bi-metal material offers longer blade life.
- Cuts: Channel, Bundles, Angle Iron, I-Beam, H-Beam, Structural Steel, Square and Round Tubes

### 3851 Cobra

Width (Inches)	Thickness (Inches)	Teeth Per Inch - Regular														
		Combo						PR Combo			Hook					
		2/3	3/4	4/6	5/8	6/10	8/12	10/14	14/18	.7/1	1.4/2	1/1.4	3	4	6	
¼	0.025 0.035							•	•							•
¾	0.025 0.035							•								•
½	0.020							•	•							•
½	0.025				•	•	•	•						•	•	•
½	0.035					•		•						•	•	•
¾	0.035			•	•	•	•	•						•		
1	0.035	•	•	•	•	•	•	•						•		
1 ¼	0.042	•	•	•	•	•										
1 ½	0.050	•	•	•	•							•				
2	0.062	•	•									•	•			
2 ½	0.062											•				
3 ½	0.062											•	•	•		

#### Features

- For high productivity cutting of large or small workpieces and contour cutting.
- Specially designed tooth shapes for maximum cutting performance.
- M42 tooth tips offer heat and wear resistance for long blade life.
- Excellent choice for production cutting of the toughest material.

### 3851 Cobra PSG Ground Tooth Technology

Width (Inches)	Thickness (Inches)	Teeth Per Inch - Combo			
		1.4/2	2/3	3/4	4/6
1	0.035			•	•
1 ¼	0.042		•	•	•
1 ½	0.050		•	•	•
2	0.062	•	•	•	

#### Features


- Ideal choice for the production cutting of medium to large sections of alloyed and stainless steels
- Smooth surface finish is ensured not only by the latest ground tooth technology but also by the precise set.
- Special combination tooth design and sharp cutting edges allow easy penetration while the M42 tooth tips withstand high heat.

### 3854 King Cobra PQ, PHG

Width (Inches)	Thickness (Inches)	Teeth Per Inch - Regular											
		PHG				Positive Quad (PQ)							
		.7/1	1/1.4	1.4/2	2/3	3/4	4/6	1.4/2	2/3	3/4	4/6		
1	0.035					•	•			•	•	•	•
1 ¼	0.042			•	•	•	•			•	•	•	•
1 ½	0.050			•	•	•				•	•	•	•
2	0.062	•	•	•	•					•	•	•	•
2 ½	0.062	•	•	•						•	•	•	
3 ½	0.062									•	•	•	

#### Features

- For high performance cutting of large and difficult to cut work pieces.
- PHG was developed for cutting harder materials with ground teeth for precise and consistent tooth height.
- PQ patented set levels produce a multi chip cutting profile which reduces cutting forces and improves blade life.





## PRODUCTION CUTTING CARBIDE BANDSAW BLADES

### 3869 Carbide Triple Set®

Width (Inches)	Thickness (Inches)	Teeth Per Inch	
		3	4
1/2	0.035	•	
3/4	0.035	•	•
1	0.035	•	•
1 1/4	0.042	•	

#### Features

- Perfect for aluminum, gates and risers, magnesium, zirconium, beryllium, bronze, copper, abrasive materials and plastics.
- Defects chips away from the machine operator
- Carbide tipped teeth with triple set configuration
- Fast cutting, easy feeding.

### 3860-Multi Chip Unset Carbide Tipped

Width (Inches)	Thickness (Inches)	Teeth Per Inch - Combo			
		.7/1	1/1.25	1.4/2	2/3
1 1/2	0.050			•	
2	0.062		•	•	•
2 5/8	0.062		•	•	•
3 1/8	0.062	•	•	•	•

#### Features

- Performs extremely well cutting Titanium solids and blocks, stainless steels and aluminum.
- Special tooth geometry designed for Titanium applications
- Unset teeth provide a superior surface finish, long life and eliminate secondary operations

### 3868-Carbide Triple Set® "Xtra"™ TSX

Width (Inches)	Thickness (Inches)	Teeth Per Inch - TSX						
		2	2/3	3/4	1.6	1.4/2	1/1.25	.7/1
1 1/4	0.042	•	•	•				
1 1/2	0.050		•	•	•	•		
2	0.062		•	•	•	•	•	
2 5/8	0.062		•	•		•	•	•
3 1/8	0.062							•

#### Features

- The teeth of the 3868 are tipped with a special grade of carbide to cut the most difficult materials.
- Carbide is very tough so the edges can withstand the high impact forces of bandsawing without breaking or chipping.
- Carbide is superior to bimetal blades with higher cutting rates, lower cost per cut and extended tool life.

### 3868-Carbide Triple Set® "Xtra"™ TSS (Triple Set Stainless - Honed)

Width (Inches)	Thickness (Inches)	Teeth Per Inch - TSS			
		.7/1	1/1.25	1.4/2	2/3
1 1/4	0.042				•
1 1/2	0.050			•	•
2	0.062		•	•	•
2 5/8	0.062	•	•	•	•
3 1/8	0.062	•			

#### Features

- Patented edge preparation (honed) eliminates the need for break in.
- Reduces vibration and extremely low noise level.
- Designed specifically for production cutting of stainless steels

### 3881 Carbide Triple Set® THQ (Triple High Quad)

Width (Inches)	Thickness (Inches)	Teeth Per Inch - THS		
		1/4.2	2/3	1/1.25
1 1/4	0.042		•	
1 1/2	0.050	•	•	
2	0.062	•	•	
2 5/8	0.062	•	•	
3 1/8	0.062	•	•	•

#### Features

- Performs extremely well cutting Titanium Alloys, Aerospace Alloys, Stainless Steel, High Nickel Chrome Alloys and Abrasive Tool Steels
- Quad grind enables cutting of scaled surfaces
- Patented set levels improves the chip removal and extends blade life.

### 3881 Carbide Triple Set® THS (Triple High Quad - Honed)

Width (Inches)	Thickness (Inches)	Teeth Per Inch - THQ			
		.7/1	1/1.25	1.4/2	2/3
1 1/2	0.050			•	
2	0.062		•	•	
2 5/8	0.062		•		•
3 1/8	0.062	•		•	•

#### Features

- Performs extremely well cutting Titanium Alloys, Aerospace Alloys, Stainless Steel, High Nickel Chrome Alloys and Abrasive Tool Steels
- Patented edge preparation
- Eliminates breaking in
- Reduces tooth strippage on breakthrough.

**Bahco's carbide bandsaw blades are specially designed for the high-efficiency cutting of difficult and abrasive materials, and the high-performance cutting of large and difficult to cut work pieces.**





## HOLESAWS DESIGNED FOR PROFESSIONAL USE

**BAHCO®** holesaws set a new standard in precision, quality, durability and versatility. So no matter what you're cutting through, we have the holesaws and arbors to tackle the job, time after time.

Every aspect of a BAHCO® holesaw is engineered to improve a worker's productivity and craftsmanship from the design of the cutting edges to the technologies used to produce the holesaws. BAHCO® holesaws fit all standard portable drills and drill presses.

### Bi-Metal Holesaws

- Create clean, accurate holes in most machinable materials.
- High speed cutting edge is electron-beam welded to tough alloy back.
- Vertical slots for easy core removal.
- Diameters from 9/16" to 6".
- Cutting depth for all diameters is 1 1/2".

### Carbide-Tipped Holesaws

- Carbide saws cut clean holes in ceramics, bricks, slate, laminate, fiberglass and hardwood.
- Carbide tips are fusion welded to alloy back.
- Vertical slots for easy core removal.
- Diameters from 9/16" to 6".
- Cutting depth for all diameters is 1 1/2".

### Superior Holesaws

- SUPERIOR Holesaws are perfect for cutting holes in wood, brick, concrete, plasterboard and hard plastics.
- The holesaws have an extreme cutting depth of 2 3/4" (71 mm).
- The precision ground carbide tips and superior low friction coating cut smoothly and require less pressure.



HOLESAWS

TOOLS FOR  
THE TRADES



### 7 PIECE HOLESAW SET 862007

Product Code  
862007

**Includes\*:**

- Holesaws: 7/8", 1", 1 1/8", 1 1/4", 1 1/2"
- Arbor: 3834-ARBR-730
- Adapter: 3834-ADP
- Fits holesaws 9/16"-13/16", 1 1/4"-6"

### BAHCO® Bimetal Holesaw Sets

Assortments of holesaws and accessories most commonly used by the trades, especially electricians and plumbers. Each packed in a durable plastic carrying case for convenience.



862007



### 13 PIECE HOLESAW SET 862013

Product Code  
862013

**Includes\*:**

- Holesaws: 3/4", 7/8", 1 1/8", 1 3/8", 1 1/2", 1 3/4", 2", 2 1/4", 2 1/2"
- Arbors: 3834-ARBR-730 and 3834-ARBR-1152QC
- Fits holesaws 9/16"-1 3/16", 1 1/4"-6"
- Adapter: 3834-ADP
- Pilot Drill: 3834-DRL-1



862013



### 17 PIECE HOLESAW SET 862017

Product Code  
862017

**Includes\*:**

- Holesaws: 5/8", 3/4", 7/8", 1", 1 1/8", 1 1/4", 1 3/8", 1 1/2", 1 3/4", 2", 2 1/2", 3"
- Arbors: 3834-ARBR-730 and 3834-ARBR-11152QC
- Fits holesaws 9/16"-13/16", 1 1/4"-6"
- Adapter: 3834-ADP
- Pilot Drill: 3834-DRL-1 (3 pcs)



862017



### 21 PIECE HOLESAW SET 862021

Product Code  
862021

**Includes\*:**

- Holesaws: 3/4", 7/8", 1", 1 1/8", 1 3/8", 1 1/2", 1 3/4", 2", 2 1/4", 2 1/2", 3", 3 1/4", 3 3/8", 3 3/4", 4 1/8", 4 3/4"
- Arbors: 3834-ARBR-1130 and 3834-ARBR-11152QC
- Fits holesaws 9/16"-13/16", 1 1/4"-6"
- Pilot Drill: 3834-DRL-1 (3 pcs)



862021



## Plumber's Holesaw Set

The sizes that plumbers need most, with the cutting power that produces faster, cleaner holes.



862209

## Electrician's Holesaw Set

The holesaws electrician's use every day. Offering superior performance and convenience.



862109

## Carbide Tipped Holesaw Sets

For the professional who works with a wide variety of non-metallic surfaces, this set will cut through anything from hardwood to bricks.



863307



863313



## 9 PIECE HOLESAW SET 862209

Product Code

862209

### Includes\*:

- Holesaws: 3/4", 7/8", 1 1/8", 1 1/2", 1 3/4", 2 1/4"
- Arbors: 3834-ARBR-730 and 3834-ARBR-1152QC
- Fits holesaws 9/16"-13/16", 1 1/4"-6"
- Extension: 3834-EXT-1



## 9 PIECE HOLESAW SET 862109

Product Code

862109

### Includes\*:

- Holesaws: 7/8", 1 1/8", 1 3/8", 1 3/4", 2", 2 1/2"
- Arbors: 3834-ARBR-730 and 3834-ARBR-1152QC
- Fits holesaws 9/16"-13/16", 1 1/4"-6"
- Extension: 3834-EXT-1



## 7 PIECE HOLESAW SET 863307

Product Code

863307

### Includes\*:

- Holesaws: 7/8", 1", 1 1/8", 1 1/4", 1 1/2"
- Arbor: 3834-ARBR-730
- Fits holesaws 9/16"-13/16"
- Adapter: 3834-ADP



## 13 PIECE HOLESAW SET 863313

Product Code

863313

### Includes\*:

- Holesaws: 3/4", 7/8", 1 1/8", 1 3/8", 1 1/2", 1 3/4", 2", 2 1/4", 2 1/2"
- Arbors: 3834-ARBR-730 and 3834-ARBR-1152QC
- Adapter: 3834-ADP
- Pilot Drill: 3834-DRL-1

\* Sets come with plastic carrying case.

HOLESAW SETS

TOOLS FOR THE TRADES



## SUPERIOR™ HOLESAWS

3/4" (19mm) to 6-17/64" (159mm)

The Superior holesaw from Bahco is perfect for making holes in wood, including manufactured wooden materials like MDF, as well as brick, lightweight concrete, plasterboard and hard plastics. The holesaws have an extreme cutting depth of 2-3/4" (71mm) which allows the user to go through many materials such as studs in one cut! The precision ground carbide tips and the superior low friction coating cut smoothly and require less pressure. The multi construction assortment offers a wide range of sizes and is a perfect match with the Quick-eject arbor.

### QUICK EJECT ARBOR

Product Code	Fits Holesaws	Drill
3834-ARBR-930ES	Bimetal up to 30 mm	3834-DRL-ES
3834-ARBR-930EL	Superior up to 30 mm	3834-DRL-EL
3834-ARBR-9100ES	Bimetal 32 mm and larger	3834-DRL-ES
3834-ARBR-9100EL	Superior 32 mm and larger	3834-DRL-EL

### Features

- Allows the user to save time by releasing the core from the holesaw in one simple, fast and efficient operation without burning your fingers on a hot holesaw or release adapter.
- Quick eject arbors provides stable drilling in challenging environments.
- Arbor comes with a solid round carbide tipped drill and there is no need to change the drill between applications.



3834-ARBR-930



3834-ARBR-9100



3834-DRL-EL



3834-DRL-ES



3834-DRL-L

For Superior™ holesaw in combination with standard arbor.



## 10 PIECE SUPERIOR HOLESAW SET

3833-SET-101

Product Code

3833-SET-101

### Includes:

- Superior Holesaw: 3/4, 7/8, 1 1/8, 1 3/8, 1 3/4, 2, 2 1/2
- Arbors: 3834-ARBR-930EL, 3834-ARBR-9100EL
- Pilot Drill: 3834-DRL-EL



3833-SET-101



## 13 PIECE SUPERIOR HOLESAW SET

3833-SET-201

Product Code

3833-SET-201


### Includes:

- Superior Holesaw: 3/4, 25/32, 1, 1 1/4, 1 5/8, 2, 2 7/8, 3, 3 1/4, 3 3/8
- Arbors: 3834-ARBR-930EL, 3834-ARBR-9100EL
- Pilot Drill: 3834-DRL-EL



3833-SET-201

## SUPERIOR™ HOLESAWS FEATURES & BENEFITS



## SUPERIOR HOLESAWS

Product Code	Diameter	
	(inch)	(mm)
3833-19-C	3/4	19
3833-20-C	29/32	20
3833-22-C	7/8	22
3833-25-C	1	25
3833-27-C	1 1/16	27
3833-29-C	1 1/8	29
3833-30-C	1 3/16	30
3833-32-C	1 1/4	32
3833-35-C	1 3/8	35
3833-38-C	1 1/2	38
3833-40-C	1 9/16	40
3833-41-C	1 5/8	41
3833-44-C	1 3/4	44
3833-48-C	1 7/8	48
3833-51-C	2	51
3833-54-C	2 1/8	54
3833-57-C	2 1/4	57
3833-60-C	2 3/8	60
3833-64-C	2 1/2	64
3833-65-C	2 9/16	65
3833-67-C	2 5/8	67
3833-68-C	2 11/16	68
3833-70-C	2 3/4	70
3833-73-C	2 7/8	73
3833-76-C	3	76
3833-77-C	3 1/32	77
3833-79-C	3 1/8	79
3833-83-C	3 1/4	83
3833-86-C	3 3/8	86
3833-89-C	3 1/2	89
3833-92-C	3 5/8	92
3833-95-C	3 3/4	95
3833-98-C	3 7/8	98
3833-102-C	4	102
3833-105-C	4 1/8	105
3833-108-C	4 1/4	108
3833-109-C	4 19/64	109
3833-111-C	4 3/8	111
3833-114-C	4 1/2	114
3833-121-C	4 3/4	121
3833-127-C	5	127
3833-140-C	5 1/2	140
3833-152-C	6	152
3833-159-C	6 17/64	159

- SUPERIOR Holesaws are perfect for cutting holes in wood, brick, concrete, plasterboard and hard plastics.
- The holesaws have an extreme cutting depth of 2 3/4" (71mm).
- The precision ground carbide tips and superior low friction coating cut smoothly and require less pressure.

SUPERIOR HOLESAWS

TOOLS FOR THE TRADES



## CARBIDE-TIPPED HOLESAW

Product Code	Diameter	
	(inch)	(mm)
<b>Individual Pack</b>		
3832-14	9/16	14
3832-16	5/8	16
3832-17	11/16	17
3832-19	3/4	19
3832-20	25/32	20
3832-21	13/16	21
3832-22	7/8	22
3832-24	15/16	24
3832-25	1	25
3832-27	1 1/16	27
3832-29	1 1/8	29
3832-30	1 3/16	30
3832-32	1 1/4	32
3832-33	1 5/16	33
3832-35	1 3/8	35
3832-37	1 7/8	37
3832-38	1 1/2	38
3832-40	1 9/16	40
3832-41	1 5/8	41
3832-43	1 11/16	43
3832-44	1 3/4	44
3832-46	1 13/16	46
3832-48	1 7/8	48
3832-51	2	51
3832-52	2 1/16	52
3832-54	2 1/8	54
3832-56	2 3/16	56
3832-57	2 1/4	57
3832-59	2 5/16	59
3832-60	2 3/8	60
3832-64	2 1/2	64
3832-65	2 9/16	65
3832-67	2 5/8	67
3832-68	2 11/16	68
3832-70	2 3/4	70
3832-73	2 7/8	73
3832-76	3	76
3832-79	3 1/8	79
3832-83	3 1/4	83
3832-86	3 3/8	86
3832-89	3 1/2	89
3832-92	3 5/8	92
3832-95	3 3/4	95
3832-98	3 7/8	98
3832-102	4	102
3832-105	4 1/8	105
3832-108	4 1/4	108
3832-111	4 3/8	111
3832-114	4 1/2	114
3832-121	4 3/4	121
3832-127	5	127
3832-133	5 1/4	133
3832-140	5 1/2	140
3832-146	5 3/4	146
3832-152	6	152

## Carbide-Tipped Holesaws

**BAHCO® carbide holesaws are designed to quickly and cleanly cut precise holes in ceramics, bricks, slate, laminate, fiberglass and hardwood.**

### Features:

- BAHCO® carbide holesaws are designed to quickly and cleanly cut precise holes in ceramics, bricks, slate, laminate, fiberglass and hardwood.
- With 4 precision ground carbide tips per inch — fusion-welded to an alloy steel back — these holesaws provide an impressive combination of strength, cutting power and durability.
- Equipped with vertical slots for easy core removal, carbide-tipped holesaws are available in diameters from 9/16" to 6"; cutting depth for all holesaws is 1 1/2".







## Bi-Metal Holesaws

**BAHCO®** was the first to create a successful bi-metal blade that combines a flexible, shatter-resistant spring steel back with a high speed steel cutting edge to provide faster, more durable cutting power. With the latest generation of bi-metal holesaws, we take the technology even further.

- The cutting edge (with 4 to 6 teeth per inch) is electron beam-welded to a tough alloy back, and then the teeth are precision ground to further increase cutting efficiency.
- The result is a holesaw that can cut clean, accurate holes in virtually any machinable material.
- Vertical slots allow easy core removal.



## BI-METAL HOLESAW

Product Code	Diameter	
	(inch)	(mm)
<b>Individual Pack</b>		
3830-14-VIP	9/16	14
3830-16-VIP	5/8	16
3830-17-VIP	11/16	17
3830-19-VIP	3/4	19
3830-20-VIP	25/32	20
3830-21-VIP	13/16	21
3830-22-VIP	7/8	22
3830-24-VIP	15/16	24
3830-25-VIP	1	25
3830-27-VIP	1 1/16	27
3830-29-VIP	1 1/8	29
3830-30-VIP	1 3/16	30
3830-32-VIP	1 1/4	32
3830-33-VIP	1 5/16	33
3830-35-VIP	1 3/8	35
3830-37-VIP	1 7/16	37
3830-38-VIP	1 1/2	38
3830-40-VIP	1 9/16	40
3830-41-VIP	1 5/8	41
3830-43-VIP	1 11/16	43
3830-44-VIP	1 3/4	44
3830-46-VIP	1 13/16	46
3830-48-VIP	1 7/8	48
3830-51-VIP	2	51
3830-52-VIP	2 1/16	52
3830-54-VIP	2 1/8	54
3830-56-VIP	2 3/16	56
3830-57-VIP	2 1/4	57
3830-59-VIP	2 5/16	59
3830-60-VIP	2 3/8	60
3830-64-VIP	2 1/2	64
3830-65-VIP	2 9/16	65
3830-67-VIP	2 5/8	67
3830-68-VIP	2 11/16	68
3830-70-VIP	2 3/4	70
3830-73-VIP	2 7/8	73
3830-76-VIP	3	76
3830-79-VIP	3 1/8	79
3830-83-VIP	3 1/4	83
3830-86-VIP	3 3/8	86
3830-89-VIP	3 1/2	89
3830-92-VIP	3 5/8	92
3830-95-VIP	3 3/4	95
3830-98-VIP	3 7/8	98
3830-102-VIP	4	102
3830-105-VIP	4 1/8	105
3830-108-VIP	4 1/4	108
3830-111-VIP	4 3/8	111
3830-114-VIP	4 1/2	114
3830-121-VIP	4 3/4	121
3830-127-VIP	5	127
3830-133-VIP	5 1/4	133
3830-140-VIP	5 1/2	140
3830-146-VIP	5 3/4	146
3830-152-VIP	6	152

BI-METAL HOLESAWS

TOOLS FOR THE TRADES



## ARBORS 3834-ARBR

Product Code	Diameter		Product Code	Diameter		Product Code	Diameter	
	(inch)	(mm)		(inch)	(mm)		(inch)	(mm)
<b>Fits Holesaws 5/16" - 1 3/16", 14 - 30mm, Industrial Box</b>			<b>Fits Holesaws 1 1/4" - 6", 32 - 152mm, Industrial Box</b>			<b>Fits Holesaws 1 1/4" - 6", 32 - 100mm, Industrial Box</b>		
3834-ARBR-630	5/16 HEX	6.4mm HEX	3834-ARBR-11152	7/16 HEX	11.1mm HEX	3834-ARBR-9100	1 1/32 HEX	8.5mm HEX
3834-ARBR-730	9/32 TRI	7mm TRI	3834-ARBR-11152QC	7/16 HEX	11.1mm HEX	3834-ARBR-9100QC	1 1/32 HEX	8.5mm HEX
3834-ARBR-930	1 1/32 HEX	8.5mm HEX	3834-ARBR-16152QC	5/8 HEX	11.1mm HEX			
3834-ARBR-1130	7/16 HEX	11.1mm HEX	3834-ARBR-SD152QC	SDS	SDS			
3834-ARBR-SD30	SDS	SDS						

All arbors are hardened for maximum strength. Large arbors, for holesaws 1-1/4" - 6", have drive pins to transfer large cutting force from the holesaw to the power unit. Pilot drill is included.



## ARBOR EXTENSION — 3834-EXT

Product Code	Diameter		Length	
	(inch)	(mm)	(inch)	(mm)
<b>Fits Arbors -1130, -11152QC</b>				
3834-EXT-1	7/16	6.4mm HEX	12	300mm



## PILOT DRILLS 3834-DRL

Product Code	Diameter		Length	
	(inch)	(mm)	(inch)	(mm)
<b>Fits Arbors -730, -930, -1130, -9100QC, 11152QC, -16152QC</b>				
3834-DRL	1/4	6.40mm	3.31	84mm
<b>Fits Arbors -730, -930, -1130, -9100QC, -11152QC, -16152QC</b>				
3834-DRL-CT	1/4	6.40mm	3.31	84mm
<b>For Superior Holesaw in Combination with Standard Arbor</b>				
3834-DRL-L	1/4	6.35mm	4 17/32	115mm

The HSS pilot drill (3834-DRL) and the carbide-tipped pilot drill (3834-DRL-CT) make a hole before the teeth of the holesaw become engaged, building and keeping the holesaw in the correct position.



## ARBOR ADAPTER 3834-ADP

Product Code	
<b>Fits Arbors -730, -930, -1130</b>	
3834-ADP	
Adapts small arbor thread (1/2"-20 UNF) to accommodate large holesaw thread (5/8"-28 UNF).	



## EJECTOR SPRING 3834-ES

Product Code	
<b>Fits Pilot Drill 3834-DRL</b>	
3834-ES	
For pilot drills, to facilitate core removal.	





## Choosing the Right Reciprocating Blade

How to select the perfect blade for the job from a comprehensive line of professional grade reciprocating sawblades.

### Step 1: Determine the right tothing.

BAHCO® reciprocating sawblades feature aggressive, precision-ground teeth. In addition, many bi-metal blades feature variable teeth spacing. It all adds up to unbeatable sawing performance and versatility. Material type and thickness determine which tothing pattern and TPI will work best.



### Step 2: Choose the right blade.

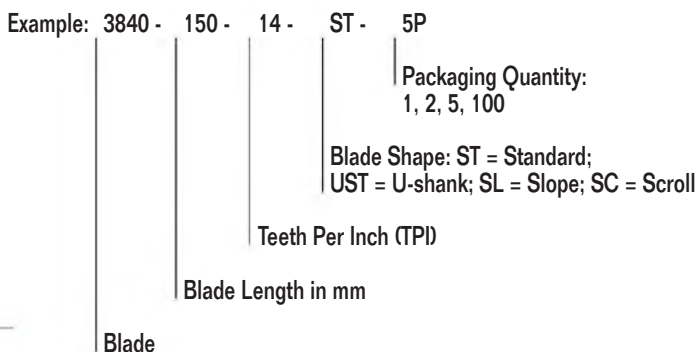
Recommended sawblade types for different materials and applications.

Carbon 3842-series	Bi-Metal 3840-series	Bi-Metal 3840-demolition
Carbide Grit 3846-series	Carbide Teeth 3846-series	

Teeth Per Inch (TPI)	Material Thickness	
	(inch)	(mm)
24 TPI	0 - 1/8	0 - 3mm
18 TPI	1/8 - 1/4	3 - 6mm
14 TPI	1/8 - 3/8	3 - 10mm
10 TPI	3/16 - 5/8	5 - 15mm
8/12 TPI	1/8 - 3/8	3 - 10mm
6 TPI	3/16 - 1	5 - 25mm
5/8 TPI	3/16 - 1	5 - 25mm
4/6 TPI	3/16 - 1	5 - 25mm
UST	3/16 - 1	5 - 25mm
DSL	3/16 - 1	5 - 25mm
Grit	1/8 - 3/8	3 - 10mm

### Step 3: Identify the BAHCO® reciprocating sawblade.

Here's how to read product codes for BAHCO® reciprocating sawblades.



RECIP BLADE SELECTION GUIDE

TOOLS FOR THE TRADES





## STANDARD BI-METAL BLADE

Product Code	Blade-length		Blade-thickness		Teeth
	(inch)	(mm)	(inch)	(mm)	per inch
<b>Self Service Package, 5 Per Pack</b>					
3840-100-14-ST-5P	4	100	0.035	0.9	14
3840-100-18-ST-5P	4	100	0.035	0.9	18
3840-100-24-ST-5P	4	100	0.035	0.9	24
3840-150-6-ST-5P	6	150	0.050	1.3	6
3840-150-8/12-ST-5P	6	150	0.350	0.9	8/12
3840-150-10-ST-5P	6	150	0.035	0.9	10
3840-150-14-ST-5P	6	150	0.035	0.9	14
3840-150-18-ST-5P	6	150	0.035	0.9	18
3840-150-24-ST-5P	6	150	0.035	0.9	24
3840-228-8/12-ST-5P	9	228	0.050	1.3	8/12
3840-228-10-ST-5P	9	228	0.035	0.9	10
3840-228-14-ST-5P	9	228	0.035	0.9	14
3840-228-18-ST-5P	9	228	0.035	0.9	18
3840-300-14-ST-5P	12	300	0.035	0.9	14
3840-300-18-ST-5P	12	300	0.035	0.9	18

### Industrial Package, 10 Per Pack

3840-100-14-ST-10P	4	100	0.035	0.9	14
3840-100-18-ST-10P	4	100	0.035	0.9	18
3840-100-24-ST-10P	4	100	0.035	0.9	24
3840-150-6-ST-10P	6	150	0.050	1.3	6
3840-150-8/12-ST-10P	6	150	0.035	0.9	8/12
3840-150-10-ST-10P	6	150	0.035	0.9	10
3840-150-14-ST-10P	6	150	0.035	0.9	14
3840-150-18-ST-10P	6	150	0.035	0.9	18
3840-150-24-ST-10P	6	150	0.035	0.9	24
3840-228-8/12-ST-10P	9	228	0.050	1.3	8/12
3840-228-10-ST-10P	9	228	0.035	0.9	10
3840-228-14-ST-10P	9	228	0.035	0.9	14
3840-228-18-ST-10P	9	228	0.035	0.9	18
3840-300-14-ST-10P	12	300	0.035	0.9	14
3840-300-18-ST-10P	12	300	0.035	0.9	18

### Industrial Package, 100 Per Pack

3840-150-8/12-ST-100P	6	150	0.035	0.9	8/12
3840-150-10-ST-100P	6	150	0.035	0.9	10
3840-150-14-ST-100P	6	150	0.035	0.9	14
3840-150-18-ST-100P	6	150	0.035	0.9	18
3840-150-24-ST-100P	6	150	0.035	0.9	24
3840-228-8/12-ST-100P	9	228	0.050	1.3	8/12
3840-228-10-ST-100P	9	228	0.035	0.9	10
3840-228-14-ST-100P	9	228	0.035	0.9	14
3840-228-18-ST-100P	9	228	0.035	0.9	18
3840-300-14-ST-100P	12	300	0.035	0.9	14
3840-300-18-ST-100P	12	300	0.035	0.9	18

For straight and quick cutting of metal, plastic, laminates and wood with nails.

## Bi-Metal Blades

**Precision-ground teeth give you unbeatable cutting power, along with greater control, speed and precision.**

BAHCO® bi-metal blades are the perfect combination of strength and flexibility. Blades feature powerful teeth of hardened, high-speed steel which are electron beam-welded onto a spring steel backing.



**Strength and Flexibility**

Blade configurations include universal toothing for straight and rapid cutting of wood, metal, plastic, and wood with nails, blades for contour sawing, and blades with variable tooth spacing.



## Informative Packaging



Self-Service Packaging

Industrial Packaging







## SLOPE BI-METAL BLADES

Product Code	Blade-length		Blade-thickness		Teeth per inch
	(inch)	(mm)	(inch)	(mm)	
<b>Self Service Package, 5 Per Pack</b>					
3840-150-5/8-SL-5P	6	150	0.050	1.3	5/8
3840-228-6-SL-5P	6	228	0.050	1.3	6
3840-300-6-SL-5P	9	300	0.050	1.3	6
3840-300-8/12-SL-5P	12	300	0.050	1.3	8/12

### Industrial Package, 10 Per Pack

3840-150-5/8-SL-10P	6	150	0.050	1.3	5/8
3840-228-6-SL-10P	9	228	0.050	1.3	6
3840-300-6-SL-10P	12	300	0.050	1.3	6
3840-300-8/12-SL-10P	2	300	0.050	1.3	8/12

### Industrial Package, 100 Per Pack

3840-150-5/8-SL-100p	6	150	0.050	1.3	5/8
----------------------	---	-----	-------	-----	-----

- For all-round cutting of metal, plastic, laminates and wood with nails.



## SCROLL BI-METAL BLADES

Product Code	Blade-length		Blade-thickness		Teeth per inch
	(inch)	(mm)	(inch)	(mm)	
<b>Self Service Package, 5 Per Pack</b>					
3840-100-14-SC-5P	4	100	0.035	0.9	14
3840-100-18-SC-5P	4	100	0.035	0.9	18
3840-150-4/6-SC-5P	6	150	0.050	1.3	4/6

### Industrial Package, 10 Per Pack

3840-150-4/6-SC-10P	6	150	0.050	1.3	4/6
---------------------	---	-----	-------	-----	-----

- For all-round cutting of metal, plastic, laminates and wood with nails.



## DEMOLITION/FIRE & RESCUE BI-METAL BLADES

Product Code	Blade-length		Blade-thickness		Teeth per inch
	(inch)	(mm)	(inch)	(mm)	
<b>Self Service Package, 5 Per Pack</b>					
3840-150-5/8-DSL-5P	6	150	0.062	1.6	5/8
3840-228-5/8-DSL-5P	9	228	0.062	1.6	5/8
3840-300-5/8-DSL-5P	12	300	0.062	1.6	5/8
3840-228-10-DSL-5P	9	228	0.062	1.6	10/14

### Industrial Package, 10 Per Pack

3840-150-5/8-DSL-10P	6	150	0.062	1.6	5/8
3840-228-5/8-DSL-10P	9	228	0.062	1.6	5/8
3840-300-5/8-DSL-10P	12	300	0.062	1.6	5/8
3840-228-10-DSL-10P	9	228	0.062	1.6	10/14

- Extra heavy-duty bi-metal blade with coarse teeth for building and demolition work
- Blade thickness is increased 0.062" (1.6 mm) for greater strength – making this blade ideal for cutting any building material – even heavy wood with large-dimension nails.
- Designed for use by emergency services.





### LOW FRICTION WOOD CUTTING BLADES

Product Code	Blade-length		Blade-thickness		Teeth per inch
	(inch)	(mm)	(inch)	(mm)	
<b>Self Service Package, 5 Per Pack</b>					
3842-150-7-SL-5P	6	150	0.040	1.0	7
3842-228-7-SL-5P	9	228	0.040	1.0	7
3842-300-7-SL-5P	12	300	0.040	1.0	7
<b>Industrial Package, 10 Per Pack</b>					
3842-150-7-SL-10P	6	150	0.040	1.0	7
3842-228-7-SL-10P	9	228	0.040	1.0	7
3842-300-7-SL-10P	12	300	0.040	1.0	7

Not for wood with nails.

- Blades with special teeth for general wood cutting. The teeth allows faster cross cutting and ripping compared to traditional blades. Low friction blade coating minimizes friction to further increase cutting speed and ease.



### CARBIDE TIPPED BLADE

Product Code	Blade-length		Blade-thickness		Teeth per inch
	(inch)	(mm)	(inch)	(mm)	
<b>Self Service Package, 1 Per Pack</b>					
3846-150-6-SL-1P	6	150	0.035	0.9	6
3846-228-3-ST-1P	9	228	0.050	1.3	3
3846-300-3-ST-1P	12	300	0.062	1.5	3
3846-300-6-ST-1P	12	300	0.035	0.9	6

- Blade with carbide tipped teeth for cutting bricks, porous concrete, fiberglass, plastic laminates, cement board, plywood, cast aluminum, rubber and hardwoods.
- Designed for cutting extremely hard materials. These are the blades to use in demanding building and industrial applications.



### CARBIDE GRIT BLADE

Product Code	Blade-length		Blade-thickness	
	(inch)	(mm)	(inch)	(mm)
<b>Self Service Package, 2 Per Pack</b>				
3846-100-G-ST-2P	4	100	0.035	0.9
3846-150-G-ST-2P	6	150	0.035	0.9

- Blade with carbide grit cutting edge, designed for precision cutting of extremely hard materials: glass, glazed tiles, ceramics, fiberglass, cast iron, clay pipe, stone, bricks, plaster and marble.





## BI-METAL HEAVY DUTY METAL CUTTING BLADES

Product Code	Blade-length (inch)	(mm)	Blade-thickness (inch)	(mm)	Blade-width (inch)	(mm)	Teeth per inch
<b>Self Service Package, 5 Per Pack</b>							
3840-150-10-HST-5P	6	150	0.042	1.07	1	25	10
3840-150-14-HST-5P	6	150	0.042	1.07	1	25	14
3840-150-18-HST-5P	6	150	0.042	1.07	1	25	18
3840-228-10-HST-5P	9	228	0.042	1.07	1	25	10
3840-228-14-HST-5P	9	228	0.042	1.07	1	25	14
3840-228-18-HST-5P	9	228	0.042	1.07	1	25	18
3840-300-10-HST-5P	12	300	0.042	1.07	1	25	10
3840-300-14-HST-5P	12	300	0.042	1.07	1	25	14
3840-300-18-HST-5P	12	300	0.042	1.07	1	25	18
<b>Industrial Package, 10 per Pack</b>							
3840-150-10-HST-10P	6	150	0.042	1.07	1	25	10
3840-150-14-HST-10P	6	150	0.042	1.07	1	25	14
3840-150-18-HST-10P	6	150	0.042	1.07	1	25	18
3840-228-10-HST-10P	9	228	0.042	1.07	1	25	10
3840-228-14-HST-10P	9	228	0.042	1.07	1	25	14
3840-228-18-HST-10P	9	228	0.042	1.07	1	25	18
3840-300-10-HST-10P	12	300	0.042	1.07	1	25	10
3840-300-14-HST-10P	12	300	0.042	1.07	1	25	14
3840-300-18-HST-10P	12	300	0.042	1.07	1	25	18



- Designed for extreme metal cutting. A thicker blade and wider body makes the blade more rigid and has a higher resistance to fracturing and bending, allowing straighter cuts.



## BI-METAL PALLET CUTTING BLADE

Product Code	Blade-length (inch)	(mm)	Blade-thickness (inch)	(mm)	Teeth per inch
<b>Industrial Package, 10 per pack</b>					
3840-228-10/14-PR09-10P	9	228	0.035	0.9	10/14
3840-228-10/14-PR13-10P	9	228	0.050	1.3	10/14
<b>Industrial Package, 100 per pack</b>					
3840-228-10/14-PR09-100P	9	228	0.035	0.9	10/14
3840-228-10/14-PR13-100P	12	228	0.050	1.3	10/14



- Designed for pallet repair shops. Unique V-shape front design prevents the blade from jamming in the wood when cutting nails in damaged parts of the pallet.



## BI-METAL CAR BODY SAW BLADES

Product Code	Blades per Package	Length (inch)	Teeth per inch	Material Thickness Capacity (Inches)
3845-18-10P	10	3 1/2	18	Over 0.20
3845-18-100P - Bulk	100	3 1/2	18	Over 0.20
3845-24-10P	10	3 1/2	24	0.08 to 0.20
3845-24-100P - Bulk	100	3 1/2	24	0.08 to 0.20
3845-32-10P	10	3 1/2	32	0 to 0.08
3845-32-100P - Bulk	100	3 1/2	32	0 to 0.08



- Car-body saw blades for pneumatic or electric reciprocating body shop saws. Mainly used in automotive bodyshops. Bulk packed for heavy usage applications.



## BI-METAL RECIPROCATING SAWBLADE SET

Product Code  
RECIP-SET-10

**Includes:**

3840-100-6-ST	3840-100-10-SC
3840-100-18-SC	3840-100-24-ST
3840-150-5/8-SL	3840-150-10-ST
3840-150-14-ST	3840-150-18-ST
3840-150-24-ST	3842-150-7-SL



10 Piece Set  
RECIP-SET-10

- These sets contain the most commonly used BAHCO® reciprocating sawblades, so they're perfect choices to meet a wide range of all-around applications.



## SPADE BITS

### Fast Wood Boring

Product Code	Diameter (Inch)	Product Code	Diameter (Inch)
9529-1/4	1/4	9529-13/16	13/16
9529-3/8	3/8	9529-7/8	7/8
9529-7/16	7/16	9529-15/16	15/16
9529-1/2	1/2	9529-1	1
9529-9/16	9/16	9529-1-1/8	1 1/8
9529-5/8	5/8	9529-1-1/4	1 1/4
9529-11/16	11/16	9529-1-3/8	1 3/8
9529-3/4	3/4	9529-1-1/2	1 1/2
9529-Set - 9 Piece Set		1/2, 9/16, 5/8, 11/16, 3/4, 13/16, 7/8, 15/16, 1	

### Features

- Positive cutting angle for faster and cleaner drilling.
- Hardened blades made from high-carbon steel.



9529-SET



## AUGER BITS - SHORT - LONG

### Sharp and Long Life Short


Product Code	Diameter (Inch)	Product Code	Diameter (Inch)
9526-3/8	3/8	9526-13/16	13/16
9526-7/16	7/16	9526-7/8	7/8
9526-1/2	1/2	9526-15/16	15/16
9526-9/16	9/16	9526-1	1
9526-5/8	5/8	9526-1-1/8	1 1/8
9526-11/16	11/16	9526-1-1/4	1 1/4
9526-3/4	3/4	9526-1-3/8	1 3/8
		9526-1-1/2	1 1/2
9526-SH-Set - 9 Piece Set		1/2, 9/16, 5/8, 11/16, 3/4, 13/16, 7/8, 15/16, 1	

### Long

Product Code	Diameter (Inch)	Product Code	Diameter (Inch)
9527-3/8	3/8	9527-13/16	13/16
9527-7/16	7/16	9527-7/8	7/8
9527-1/2	1/2	9527-15/16	15/16
9526-9/16	9/16	9527-1	1
9527-5/8	5/8	9527-1-1/8	1 1/8
9527-11/16	11/16	9527-1-1/4	1 1/4
9527-3/4	3/4	9527-1-3/8	1 3/8
		9527-1-1/2	1 1/2
9527-LG-Set - 9 Piece Set		1/2, 9/16, 5/8, 11/16, 3/4, 13/16, 7/8, 15/16, 1	

### Features

- Overall length 16", twist length 12.
- Heavy duty cutting edge.
- Tip is self-tapping which makes drilling easier.
- Hollow center flutes allow the chips out of the hole easier allowing for a cleaner cut.
- Hex shank prevents slipping in chuck.



9526-SH-SET



9527-LG-SET



## WIRE BRUSH

Product Code	Description
782-U	Wire brush

### Features

- General purpose utility wire brush for cleaning off dirt, rust, paint etc....



782-U







1-476-04-3-2



## 6 PIECE ENGINEERING FILE SET 1-476-04-3-2

With Bi-Molded ERGO® Handle - Contents Include:

Description	Length (Inch)	Type of Cut
Hand Smooth	4	Smooth
Warding Smooth	4	Smooth
Square Smooth	4	Smooth
Three Square Smooth	4	Smooth
Half Round Smooth	4	Smooth
Round Smooth	4	Smooth

### Features

- Files are smooth, double cut and designed for the fine filing and polishing applications.
- Supplied with pouch.



1-478-08-1-2



## 5 PIECE ENGINEERING FILE SET 1-478-08-1-2

With Bi-Molded ERGO® Handle - Contents Include:

Description	Length (Inch)	Type of Cut
Hand Bastard	8	Bastard
Hand Second	8	Second
Square Bastard	8	Bastard
Half Round Bastard	8	Bastard
Round Bastard	8	Bastard

### Features

- Files are coarse, double cut and designed for high removal rate.
- Supplied with pouch.



1-473-06-2-2



## 3 PIECE ENGINEERING FILE SET 1-473-06-2-2

With Bi-Molded ERGO® Handle - Contents Include:

Description	Length (Inch)	Type of Cut
Hand Second	8	Second
Half Round Second	8	Second
Round Second	8	Second

### Features

- Files are medium coarse, double cut and designed for high removal rate.
- Supplied with pouch.



## NEEDLE FILE SETS

Product Code	# of Pieces	Length (Inch)	Teeth Per Inch (TPI)	Type of Cut
2-472-14-2-0	12	5 ½	97	Smooth
2-472-16-0-0	12	6 ¼	64	Bastard
2-472-16-1-0	12	6 ¼	79	Second
2-472-16-2-0	12	6 ¼	97	Smooth
2-471-16-1-0	9	6 ¼	79	Second
2-470-14-2-0	6	5 ½	97	Smooth
2-470-14-4-0	6	5 ½	142	Dead Smooth
2-470-16-1-0	6	6 ¼	79	Second

### Features

- Files in snap shut plastic wallet with hanging hole.
- Includes one handle 9-488-02-10.
- 12 Piece contains one file each of: hand, flat, three square, square, half round, crossing, round, knife, barrette, slitting, round-edge joint and marking.
- 9 Piece contains one file each of: hand, flat, half round, round, three square, square, oval, crossing, knife
- 6 Piece contains one file each of: hand, flat, half round, round, three square and square



FILE SETS



## HOMEOWNER'S FILE - SET 4-154-08-2-2

With Bi-Molded ERGO® Handle

Product Code	Length (Inch)	Width (Inch)	Height (Inch)	Type of Cut
4-154-08-2-2	8	1	½	Bastard + Second

### Features

- Set contains one 4-152 Homeowner's file for wood and one 4-153 Homeowner's file for metal.



4-154-08-2-2

TOOLS FOR THE TRADES





## MILL FILE (USA TYPE)-TWO FLAT EDGES

### Hand File

Product Code	Length (Inch)	Width (Inch)	Height (Inch)	Teeth Per Inch (TPI)	Type of Cut
--------------	---------------	--------------	---------------	----------------------	-------------

### With Bi-Molded ERGO® Handle

1-100-06-1-2	6	5/8	5/32	30	Bastard
1-100-06-2-2	6	5/8	5/32	43	Second
1-100-08-1-2	8	25/32	13/64	25	Bastard
1-100-10-1-2	10	1	7/32	23	Bastard
1-100-10-2-2	10	1	7/32	30	Second

### Without handle

1-100-04-1-0	4	15/32	1/8	38	Bastard
1-100-04-2-0	4	15/32	1/8	53	Second
1-100-04-3-0	4	15/32	1/8	74	Smooth
1-100-06-1-0	6	5/8	5/32	30	Bastard
1-100-06-2-0	6	5/8	5/32	43	Second
1-100-06-3-0	6	5/8	5/32	61	Smooth
1-100-08-1-0	8	25/32	13/64	25	Bastard
1-100-08-2-0	8	25/32	13/64	38	Second
1-100-08-3-0	8	25/32	13/64	53	Smooth
1-100-10-1-0	10	1	7/32	23	Bastard
1-100-10-2-0	10	1	7/32	30	Second
1-100-10-3-0	10	1	7/32	45	Smooth
1-100-12-1-0	12	1 3/16	5/64	18	Bastard
1-100-12-2-0	12	1 3/16	5/64	25	Second
1-100-12-3-0	12	1 3/16	5/64	38	Smooth
1-100-14-1-0	14	1 3/8	15/64	15	Bastard
1-100-14-2-0	14	1 3/8	15/64	23	Second
1-100-14-3-0	14	1 3/8	15/64	30	Smooth

### Features


- For filing flat surfaces, sharp corners and shoulders as well as for deburring.
- To work in high-alloy tool steels, for sharpening of heavy implements.
- File surfaces are double cut while the edges have one side single cut and one side uncut.



1-100-10-1-2



1-100-10-1-0



1-104-10-2-0



## LATHE FILE

### Engineering File

Product Code	Length (Inch)	Width (Inch)	Height (Inch)	Teeth Per Inch (TPI)	Type of Cut
--------------	---------------	--------------	---------------	----------------------	-------------

### Features

- For polishing and deburring work in lathes. Releases chips easily and produces smooth surfaces.
- File surface is single cut while edges are uncut.



## HAND FILE

### Engineering File

Product Code	Length (Inch)	Width (Inch)	Height (Inch)	Teeth Per Inch (TPI)	Type of Cut
--------------	---------------	--------------	---------------	----------------------	-------------

### With Bi-Molded ERGO® Handle

1-106-08-1-2	8	25/32	13/64	25	Bastard
1-106-10-1-2	10	31/32	13/64	23	Bastard

### Without handle

1-106-08-1-0	8	25/32	13/64	25	Bastard
1-106-10-1-0	10	31/32	13/64	23	Bastard
1-106-12-1-0	12	3/16	13/16	18	Bastard

### Features

- For polishing and deburring work in lathes. Releases chips easily and produces smooth surfaces.
- File surface is oberg cut while the edges have one side single cut and one side uncut.



1-106-08-1-2



1-106-08-1-0



## FLAT FILE

### Engineering File

Product Code	Length (Inch)	Width (Inch)	Height (Inch)	Teeth Per Inch (TPI)	Type of Cut
--------------	---------------	--------------	---------------	----------------------	-------------

#### With Bi-Molded ERGO® Handle

1-110-08-1-2	8	25/32	13/64	25	Bastard
1-110-08-2-2	8	25/32	13/64	38	Second
1-110-10-1-2	10	1	7/32	23	Bastard
1-110-10-2-2	10	1	7/32	30	Second
1-110-10-3-2	10	1	7/32	43	Smooth

#### Without handle

1-110-04-1-0	4	15/32	1/8	38	Bastard
1-110-04-2-0	4	15/32	1/8	53	Second
1-110-04-3-0	4	15/32	1/8	74	Smooth
1-110-06-1-0	6	5/8	5/32	30	Bastard
1-110-06-2-0	6	5/8	5/32	43	Second
1-110-06-3-0	6	5/8	5/32	61	Smooth
1-110-08-1-0	8	25/32	13/64	25	Bastard
1-110-08-2-0	8	25/32	13/64	38	Second
1-110-08-3-0	8	25/32	13/64	53	Smooth
1-110-10-1-0	10	1	7/32	23	Bastard
1-110-10-2-0	10	1	7/32	30	Second
1-110-10-3-0	10	1	7/32	43	Smooth
1-110-12-1-0	12	1 3/16	15/64	18	Bastard
1-110-12-2-0	12	1 3/16	15/64	25	Second
1-110-12-3-0	12	1 3/16	15/64	38	Smooth
1-110-14-1-0	14	1 3/8	15/64	38	Bastard

### Features

- Pointed shape enables user to reach into angles and corners.
- Edges are tapered towards the point with surfaces being parallel.
- File surfaces is double cut while the edges are single cut.



1-110-08-1-2



1-110-08-1-0



## WARDING FILE

### Engineering File

Product Code	Length (Inch)	Width (Inch)	Height (Inch)	Teeth Per Inch (TPI)	Type of Cut
--------------	---------------	--------------	---------------	----------------------	-------------

#### Without handle

1-111-04-1-0	4	25/64	3/64	43	Bastard
1-111-04-2-0	4	25/64	3/64	53	Second
1-111-04-3-0	4	25/64	3/64	74	Smooth
1-111-06-1-0	6	19/32	5/64	38	Bastard
1-111-06-2-0	6	19/32	5/64	43	Second
1-111-06-3-0	6	19/32	5/64	61	Smooth
1-111-08-1-0	8	3/4	3/32	30	Bastard
1-111-08-2-0	8	3/4	3/32	38	Second
1-111-08-3-0	8	3/4	3/32	53	Smooth

### Features

- Designed for filing narrow grooves, and passages such as filing cuts on keys.
- Edges are tapered towards the point with surfaces being parallel.
- File surfaces is double cut while the edges are single cut.



1-111-08-1-0







## MILL FILE (USA TYPE)-TWO FLAT EDGES

### Engineering File

Product Code	Length (Inch)	Width (Inch)	Height (Inch)	Teeth Per Inch (TPI)	Type of Cut
--------------	---------------	--------------	---------------	----------------------	-------------

### With Bi-Molded ERGO® Handle

1-143-06-1-2	6	5/8	7/64	48	Bastard
1-143-06-2-2	6	5/8	7/64	53	Second
1-143-08-1-2	8	25/32	1/8	44	Bastard
1-143-10-1-2	10	1	1 13/64	40	Bastard
1-143-10-2-2	10	1	5/32	44	Second

### Without handle

1-143-04-1-0	4	7/16	5/64	53	Bastard
1-143-04-2-0	4	7/16	5/64	62	Second
1-143-04-3-0	4	7/16	5/64	75	Smooth
1-143-06-1-0	6	5/8	7/64	48	Bastard
1-143-06-2-0	6	5/8	7/64	53	Second
1-143-06-3-0	6	5/8	7/64	62	Smooth
1-143-08-1-0	8	25/32	1/8	44	Bastard
1-143-08-2-0	8	25/32	1/8	48	Second
1-143-08-3-0	8	25/32	1/8	57	Smooth
1-143-10-1-0	10	1	5/32	40	Bastard
1-143-10-2-0	10	1	5/32	44	Second
1-143-10-3-0	10	1	5/32	53	Smooth
1-143-12-1-0	12	1 13/16	3/16	37	Bastard
1-143-12-2-0	12	1 13/16	3/16	40	Second
1-143-12-3-0	12	1 13/16	3/16	48	Smooth

### Features

- Surfaces and edges are single cut.
- Suitable for engineering and sharpening file applications.
- Can be used for polishing and deburring work in lathes.
- Widely used for sharpening tools and implements such as spades, shovels, hoes, scrapers, etc.



1-143-10-1-2



1-143-10-1-0



1-145-12-0-0



## PLASTIC CUT FILE

### Engineering File

Product Code	Length (Inch)	Width (Inch)	Height (Inch)	Teeth Per Inch (TPI)	Type of Cut
--------------	---------------	--------------	---------------	----------------------	-------------

### Without handle

1-145-12-0-0	12	31/32	13/64	39	Smooth
1-145-14-0-0	14	1 11/64	3/16	23	Second

### Features

- Designed for fast and easy cutting on plastic laminates. Excellent for edge finishing. Single cut.



## SQUARE FILE

### Engineering File

Product Code	Length (Inch)	Width (Inch)	Height (Inch)	Teeth Per Inch (TPI)	Type of Cut
<b>With Bi-Molded ERGO® Handle</b>					
1-160-06-1-2	6	15/32	15/64	33	Bastard
1-160-06-2-2	6	15/32	15/64	46	Second
1-160-08-1-2	8	5/16	5/16	25	Bastard
1-160-08-2-2	8	5/16	5/16	36	Second
1-160-10-1-2	10	25/64	23/64	23	Bastard

### Without handle

1-160-04-1-0	4	11/64	11/64	43	Bastard
1-160-04-2-0	4	11/64	11/64	56	Second
1-160-04-3-0	4	11/64	11/64	71	Smooth
1-160-06-1-0	6	15/32	15/64	33	Bastard
1-160-06-2-0	6	15/32	15/64	46	Second
1-160-06-3-0	6	15/32	15/64	56	Smooth
1-160-08-1-0	8	5/16	5/16	25	Bastard
1-160-08-2-0	8	5/16	5/16	36	Second
1-160-08-3-0	8	5/16	5/16	46	Smooth
1-160-10-1-0	10	25/64	23/64	23	Bastard
1-160-10-2-0	10	25/64	23/64	30	Second
1-160-10-3-0	10	25/64	23/64	41	Smooth
1-160-12-1-0	12	15/32	15/32	20	Bastard
1-160-12-2-0	12	15/32	15/32	28	Second

### Features

- Designed for filing grooves, rectangular holes, inside corners and for fine-adjustments of cutting tools.
- Surfaces are tapered towards the point and has a double cut.



1-160-10-1-2



1-160-10-1-0



## THREE SQUARE FILE

### Engineering File

Product Code	Length (Inch)	Width (Inch)	Height (Inch)	Teeth Per Inch (TPI)	Type of Cut
<b>With Bi-Molded ERGO® Handle</b>					
1-170-06-1-2	6	7/16	7/16	33	Bastard
1-170-06-2-2	6	7/16	7/16	46	Second
1-170-08-1-2	8	5/8	5/8	25	Bastard
1-170-08-2-2	8	5/8	5/8	36	Second
1-170-10-1-2	10	11/16	11/16	23	Bastard
1-170-10-3-2	10	11/16	11/16	41	Smooth

### Without handle

1-170-04-3-0	4	1/4	1/4	71	Smooth
1-170-06-1-0	6	7/16	7/16	33	Bastard
1-170-06-2-0	6	7/16	7/16	46	Second
1-170-06-3-0	6	7/16	7/16	56	Smooth
1-170-08-1-0	8	5/8	5/8	25	Bastard
1-170-08-2-0	8	5/8	5/8	36	Second
1-170-08-3-0	8	5/8	5/8	46	Smooth
1-170-10-1-0	10	11/16	11/16	23	Bastard
1-170-10-2-0	10	11/16	11/16	30	Second
1-170-10-3-0	10	11/16	11/16	41	Smooth

### Features

- Ideal for deburring and filing angles and inner corners. Can be used for filing of holes, large fillets and concave surfaces.
- Shaped in an equilateral triangle that tapers towards the point and has double surface cuts.



1-170-10-1-2



1-170-10-1-0



## HALF-ROUND FILE

### Engineering File

Product Code	Length (Inch)	Width (Inch)	Height (Inch)	Teeth Per Inch (TPI)	Type of Cut
--------------	---------------	--------------	---------------	----------------------	-------------

#### With Bi-Molded ERGO® Handle

1-210-06-1-2	6	5/8	3/16	33	Bastard
1-210-06-2-2	6	5/8	5/8	46	Second
1-210-06-3-2	6	5/8	5/8	56	Smooth
1-210-08-1-2	8	13/16	13/16	25	Bastard
1-210-08-2-2	8	13/16	13/16	36	Second
1-210-10-1-2	10	1 3/64	1 3/64	23	Bastard
1-210-10-2-2	10	1 3/64	1 3/64	30	Second
1-210-12-1-2	12	1 7/32	1 7/32	20	Bastard
1-210-12-2-2	12	1 7/32	1 7/32	28	Second

#### Without handle

1-210-04-1-0	4	25/64	1/8	43	Bastard
1-210-04-2-0	4	25/64	1/8	56	Second
1-210-04-3-0	4	25/64	1/8	71	Smooth
1-210-06-1-0	6	5/8	3/16	33	Bastard
1-210-06-2-0	6	5/8	5/8	46	Second
1-210-06-3-0	6	5/8	5/8	56	Smooth
1-210-08-1-0	8	13/16	13/16	25	Bastard
1-210-08-2-0	8	13/16	13/16	36	Second
1-210-08-3-0	8	13/16	13/16	46	Smooth
1-210-10-1-0	10	1 3/64	1 3/64	23	Bastard
1-210-10-2-0	10	1 3/64	1 3/64	30	Second
1-210-10-3-0	10	1 3/64	1 3/64	41	Smooth
1-210-12-1-0	12	1 7/32	1 7/32	20	Bastard
1-210-12-2-0	12	1 7/32	1 7/32	28	Second
1-210-12-3-0	12	1 7/32	1 7/32	36	Smooth
1-210-14-1-0	14	1 3/8	1 3/8	18	Bastard

### Features

- Used for filing concave and flat surfaces as well as large holes and deburring requirements. Edges and surfaces are tapered towards the point and has double surface cuts.



1-210-10-1-2

1-210-10-1-0



## ROUND FILE

### Engineering File

Product Code	Length (Inch)	Width (Inch)	Height (Inch)	Teeth Per Inch (TPI)	Type of Cut
--------------	---------------	--------------	---------------	----------------------	-------------

#### With Bi-Molded ERGO® Handle

1-230-06-1-2	6	15/32	-	33	Bastard
1-230-06-2-2	6	15/32	-	46	Second
1-230-08-1-2	8	5/16	-	25	Bastard
1-230-08-2-2	8	5/16	-	36	Second
1-230-10-1-2	10	25/64	-	23	Bastard
1-230-10-2-2	10	25/64	-	30	Second
1-230-10-3-2	10	25/64	-	41	Smooth

#### Without handle

1-230-04-1-0	4	9/64	-	43	Bastard
1-230-04-2-0	4	9/64	-	56	Second
1-230-04-3-0	4	9/64	-	71	Smooth
1-230-06-1-0	6	15/32	-	33	Bastard
1-230-06-2-0	6	15/32	-	46	Second
1-230-06-3-0	6	15/32	-	56	Smooth
1-230-08-1-0	8	5/16	-	25	Bastard
1-230-08-2-0	8	5/16	-	36	Second
1-230-08-3-0	8	5/16	-	46	Smooth
1-230-10-1-0	10	25/64	-	23	Bastard
1-230-10-2-0	10	25/64	-	30	Second
1-230-10-3-0	10	25/64	-	41	Smooth
1-230-12-1-0	12	15/32	-	20	Bastard
1-230-12-2-0	12	15/32	-	28	Second
1-230-12-3-0	12	15/32	-	36	Smooth

### Features

- Regularly used for filing holes, large fillets and concave surfaces. File is tapered to a point and has a double cut.



1-230-10-1-2

1-230-10-1-0



## HAND NEEDLE FILES

Product Code	Length (Inch)	Teeth Per Inch (TPI)	Type of Cut
<b>Without handle</b>			
2-300-14-0-0	5 ½	56	Bastard
2-300-14-2-0	5 ½	86	Smooth
2-300-14-4-0	5 ½	122	Dead Smooth
2-300-16-0-0	6 ¼	56	Bastard
2-300-16-1-0	6 ¼	66	Second
2-300-16-2-0	6 ¼	86	Smooth
2-300-16-4-0	6 ¼	122	Dead Smooth
2-300-18-0-0	7	56	Bastard
2-300-18-2-0	7	86	Smooth

### Features

- Perfect for fine filing and polishing jobs. Used by engravers, precision engineers, instrument makers, watchmakers and goldsmiths.
- Edges and surfaces are parallel. Surfaces double cut, edges single cut.



## FLAT NEEDLE FILES

Product Code	Length (Inch)	Teeth Per Inch (TPI)	Type of Cut
<b>Without handle</b>			
2-301-14-0-0	5 ½	56	Bastard
2-301-14-2-0	5 ½	86	Smooth
2-301-14-4-0	5 ½	122	Dead Smooth
2-301-16-0-0	6 ¼	56	Bastard
2-301-16-1-0	6 ¼	66	Second
2-301-16-2-0	6 ¼	86	Smooth
2-301-16-4-0	6 ¼	122	Dead Smooth
2-301-18-2-0	7	86	Smooth

### Features

- Perfect for fine filing and polishing jobs. Used by engravers, precision engineers, instrument makers, watchmakers and goldsmiths.
- Surfaces parallel, edges taper to a point. Surfaces double cut, edges single cut.



## THREE SQUARE NEEDLE FILES

Product Code	Length (Inch)	Teeth Per Inch (TPI)	Type of Cut
<b>Without handle</b>			
2-302-14-0-0	5 ½	56	Bastard
2-302-14-2-0	5 ½	86	Smooth
2-302-14-4-0	5 ½	102	Dead Smooth
2-302-16-0-0	6 ¼	56	Bastard
2-302-16-1-0	6 ¼	66	Second
2-302-16-2-0	6 ¼	86	Smooth
2-302-16-4-0	6 ¼	122	Dead Smooth
2-302-18-0-0	7	56	Bastard
2-302-18-2-0	7	86	Smooth

### Features

- Perfect for fine filing and polishing jobs. Used by engravers, precision engineers, instrument makers, watchmakers and goldsmiths.
- Triangular, surfaces taper to a point. Surfaces double cut.



2-300-14-0-0



2-301-14-0-0



2-302-14-0-0





## SQUARE NEEDLE FILES

Product Code	Length (Inch)	Teeth Per Inch (TPI)	Type of Cut
<b>Without handle</b>			
2-303-14-2-0	5 1/2	86	Smooth
2-303-14-4-0	5 1/2	122	Dead Smooth
2-303-16-0-0	6 1/4	56	Bastard
2-303-16-1-0	6 1/4	66	Second
2-303-16-2-0	6 1/4	86	Smooth
2-303-16-4-0	6 1/4	122	Dead Smooth
2-303-18-0-0	7	56	Bastard
2-303-18-2-0	7	86	Smooth

### Features

- Perfect for fine filing and polishing jobs. Used by engravers, precision engineers, instrument makers, watchmakers and goldsmiths.
- Square shape, surface tapered to a point. Surfaces double cut.



## HALF ROUND NEEDLE FILES

Product Code	Length (Inch)	Teeth Per Inch (TPI)	Type of Cut
<b>Without handle</b>			
2-304-14-0-0	5 1/2	56	Bastard
2-304-14-2-0	5 1/2	86	Smooth
2-304-14-4-0	5 1/2	122	Dead Smooth
2-304-16-0-0	6 1/4	56	Bastard
2-304-16-1-0	6 1/4	66	Second
2-304-16-2-0	6 1/4	86	Smooth
2-304-16-4-0	6 1/4	122	Dead Smooth
2-304-18-0-0	7	56	Bastard
2-304-18-2-0	7	86	Smooth

### Features

- Perfect for fine filing and polishing jobs. Used by engravers, precision engineers, instrument makers, watchmakers and goldsmiths.
- Surfaces taper to a point. Flat and convex surfaces double cut.



## MILL SAW FILE

### Engineering Files

Product Code	Length (Inch)	Width (Inch)	Height (Inch)	Teeth Per Inch (TPI)	Type of Cut
<b>Without handle - One Round Edges</b>					
4-138-08-1-0	8	25/32	1/8	46	Bastard
4-138-10-1-0	10	1	5/32	41	Bastard
4-138-12-1-0	12	1 13/16	3/16	36	Bastard
<b>Without handle - Two Round Edges</b>					
4-140-06-1-0	6	5/8	7/64	46	Bastard
4-140-08-1-0	8	25/32	1/8	41	Bastard
4-140-10-1-0	10	1	5/32	36	Bastard

### Features

- Designed for circular, felling and gang saws with fine toothing, including bandsaws. Excels at draw and fine filing, polishing and deburring work.
- Used in the engineering industry as a lathe and deburring file.
- File is parallel and thin with surface and edge having single cut and one round edge.



## FLAT CHISEL BIT FILE

### Engineering File

Product Code	Length (Inch)	Width (Inch)	Height (Inch)
4-150-07-3-0	7	1/2	1/8

### Features

- Designed for filing of square ground cutters.
- File is flat.



2-303-14-2-0



2-304-14-0-0



4-138-10-1-0



4-140-10-1-0



4-150-07-3-0



## HOMEOWNER'S FILE - FOR WOOD OR METAL

With Bi-Molded ERGO® Handle

Product Code	Length (Inch)	Teeth Per Inch (TPI)	Type of Cut	Type
4-152-08-2-2	8	41 + 36	Bastard Rasp & Double Second	Wood
4-153-08-1-2	8	25 + 41	Bastard Double & Single Second	Metal

### Features

- Wood file has both rasp and double cut
- Wood file is flat and parallel with two flat, uncut edges - one side bastard rasp cut and the other side double second cut.
- Metal file has both bastard double and single second cut
- Metal file is flat and parallel with two flat, uncut edges



4-152-08-2-2



## FARMER'S DOUBLE DUTY FILE

Handle has a hole for hanging.

Product Code	Length (Inch)	Width (Inch)	Height (Inch)	Teeth Per Inch (TPI)	Type of Cut
4-155-08-2-0	8	1	$\frac{5}{32}$	23	Second
4-155-10-2-0	10	$1\frac{13}{16}$	$\frac{7}{32}$	18	Second

### Features

- File is both double and single cut.
- Double cut is for filing flat surfaces and for rough sharpening of edges on spades, hoes, etc.
- Single cut is for fine filing of flat surfaces and for fine sharpening of tools and implements.
- File has parallel edges with one being uncut - one side is double cut bastard and the other side is single cut bastard.



4-155-10-2-0



## SHARPENING FILES - TAPER SAW FILE

Sharpening File

Product Code	Length (Inch)	Width (Inch)	Height (Inch)	Teeth Per Inch (TPI)	Type of Cut
--------------	---------------	--------------	---------------	----------------------	-------------

With Bi-Molded ERGO® Handle

4-183-04-2-2	4	$\frac{21}{64}$	-	50	Second
4-183-05-2-2	5	$\frac{13}{32}$	-	46	Second
4-183-06-2-2	6	$\frac{15}{32}$	-	43	Second

Without handle

4-183-06-2-0	6	$\frac{15}{32}$	-	43	Second
4-183-07-2-0	7	$\frac{1}{2}$	-	41	Second
4-183-08-2-0	8	$\frac{19}{32}$	-	41	Second
4-183-10-2-0	10	$\frac{21}{32}$	-	38	Second

### Features

- Designed for sharpening saws with cross tothing and teeth at 60° angle.
- File is triangular with edges tapering towards the point with surface and edges single cut.



4-183-04-2-2



4-183-06-2-0



4-186-04-2-2

4-186-04-2-0



## SLIM TAPER FILE

### Sharpening File

Product Code	Length (Inch)	Width (Inch)	Height (Inch)	Teeth Per Inch (TPI)	Type of Cut
--------------	---------------	--------------	---------------	----------------------	-------------

#### With Bi-Molded ERGO® Handle

4-186-04-2-2	4	9/64	-	58	Second
4-186-05-2-2	5	3/16	-	54	Second
4-186-06-2-2	6	15/64	-	50	Second

#### Without Handle

4-186-04-2-0	4	9/64	-	58	Second
4-186-05-2-0	5	3/16	-	54	Second
4-186-06-2-0	6	15/64	-	50	Second
4-186-07-2-0	7	17/64	-	46	Second
4-186-08-2-0	8	21/64	-	42	Second

### Features

- Used for sharpening of all types of saws with fine cross tothing.
- File is triangular with edges tapering towards the point with surface and edges single cut.



4-187-05-2-2

4-187-04-2-0



## EXTRA SLIM TAPER FILE

### Sharpening File

Product Code	Length (Inch)	Width (Inch)	Teeth Per Inch (TPI)	Type of Cut
--------------	---------------	--------------	----------------------	-------------

#### With Bi-Molded ERGO® Handle

4-187-06-2-2	6	3/16	54	Second
--------------	---	------	----	--------

#### Without Handle

4-187-04-2-0	4	9/64	64	Second
4-187-06-2-0	6	3/16	54	Second
4-187-07-2-0	7	15/64	50	Second
4-287-06-2-0	6	13/64	54	Second

### Features

- Used for sharpening of all types of saws with fine cross tothing.
- File is triangular with edges tapering towards the point. Surfaces are single cut on 4-187 and double cut on 4-287. Edges are single cut. Section figures indicate the largest width of the file section.



## DOUBLE EXTRA SLIM TAPER

### Sharpening File


Product Code	Length (Inch)	Width (Inch)	Teeth Per Inch (TPI)	Type of Cut
--------------	---------------	--------------	----------------------	-------------

#### Without Handle

4-188-05-2-0	5	11/64	58	Second
4-188-06-2-0	6	11/64	58	Second
4-288-06-2-0	6	11/64	58	Second

### Features

- Used for sharpening of all types of saws with fine cross tothing.
- Triangular, with edges tapering towards the point. Surfaces are single cut on 4-188 and double cut on 4-288. Edges are single cut. Width figures indicate the largest width of the file section.



4-188-05-2-0



## DOUBLE EDGE SAW FILE - "WASA"

### Sharpening Files

Product Code	Length (Inch)	Width (Inch)	Height (Inch)	Teeth Per Inch (TPI)	Type of Cut
--------------	---------------	--------------	---------------	----------------------	-------------

#### Without handle

4-272-06-3-0	6	5/8	5/32	58	Smooth
--------------	---	-----	------	----	--------

### Features

- For sharpening saws with straight, fine toothing. Note that saws with hardened tooth points cannot be sharpened with a file!
- Parallel, rhombic. Surfaces and edges single cut.



4-272-06-3-0



## HALF ROUND RASPS

### Rasps

Product Code	Length (Inch)	Width (Inch)	Height (Inch)	Teeth Per Inch (TPI)	Type of Cut
--------------	---------------	--------------	---------------	----------------------	-------------

#### With Bi-Molded ERGO® Handle

6-342-08-1-2	8	53/64	5/16	64	Coarse
6-342-08-2-2	8	53/64	5/16	104	Medium

#### Without handle

6-342-08-1-0	8	53/64	5/16	64	Coarse
6-342-10-1-0	10	15/16	5/16	51	Coarse
6-342-12-1-0	12	1 1/16	3/8	38	Coarse

### Features

- Designed for work in wood, plywood, wall board, plastics and other soft materials.
- File's edges and surfaces are tapered towards the point with surfaces rasp cut and edges single cut.



6-342-08-1-2



6-342-08-1-0



## CABINET RASPS

### Rasps

Product Code	Length (Inch)	Width (Inch)	Height (Inch)	Teeth Per Inch (TPI)	Type of Cut
--------------	---------------	--------------	---------------	----------------------	-------------

#### Without handle

6-343-08-3-0	8	7/8	7/32	142	Fine
6-343-10-3-0	10	1 1/16	15/64	117	Fine

### Features

- Designed for work in wood, plywood, wall board, plastics and other soft materials.
- File is thin and half round edges and surfaces tapered towards the point. Surface is rasp cut and edges are single cut.



6-343-08-3-0





6-344-08-2-2



## HAND RASPS

### Rasps

Product Code	Length (Inch)	Width (Inch)	Height (Inch)	Teeth Per Inch (TPI)	Type of Cut
--------------	---------------	--------------	---------------	----------------------	-------------

#### With Bi-Molded ERGO® Handle

6-344-08-2-2	8	25/32	1/4	104	Medium
--------------	---	-------	-----	-----	--------

### Features

- Designed for work in wood, plywood, wall board, plastics and other soft materials.
- File's edges and surfaces are parallel with surface rasp cut and one edge single cut.



6-345-08-2-2



## ROUND RASP

### Rasps

Product Code	Length (Inch)	Diameter (Inch)	Height (Inch)	Teeth Per Inch (TPI)	Type of Cut
--------------	---------------	-----------------	---------------	----------------------	-------------

#### With Bi-Mold ERGO® Handle

6-345-08-2-2	8	9/32	23/64	104	Medium
--------------	---	------	-------	-----	--------

### Features

- Designed for work in wood, plywood, wall board, plastics and other soft materials.
- File surface is rasp cut.
- File is round and tapered towards the point.



FM10



## FILEMASTER

### Rasps

Product Code	Length (Inch)	Width (Inch)	Height (Inch)	Teeth Per Inch (TPI)
--------------	---------------	--------------	---------------	----------------------

#### With Bi-Molded ERGO® Handle

FM10	10	29/32	7/32	9 + 13
------	----	-------	------	--------

### Features

- Designed for shear cuts on steel, plastics, laminates and hard woods. Also good for finishing in most materials.
- Has curved teeth for fast removal of soft metals, lead, aluminum, soft woods and fillers.
- The edges are parallel and uncut, and the surface has milled teeth - one side shear cut and one side curved teeth.
- File coated with a protective layer of paint.



## HALF ROUND FILEMASTER

### Rasps

Product Code	Length (Inch)	Width (Inch)	Height (Inch)	Teeth Per Inch (TPI)
--------------	---------------	--------------	---------------	----------------------

### With Bi-Molded ERGO® Handle

HRFM10	10	2 <sup>9</sup> / <sub>32</sub>	1/8	12
--------	----	--------------------------------	-----	----

### Features

- Designed for filing concave and flat surface, and large holes.
- Has curved teeth for fast removal of soft metals, lead, aluminum, soft woods and fillers.
- Edges are tapered towards the point and are uncut. Half round surface are milled, curved teeth and concave back is uncut.
- File coated with a protective layer of paint.



HRFM10



## FILE CLEANER

### Accessories

Product Code
9-467-00-0-0

### Features

- In order to ensure a good filing result, files should periodically be cleaned during use.
- Has bristles on one side and a card of steel wire on the other.
- Use the brush to clear clogged teeth. Doing this regularly will improve the stock removal efficiency of the file, and extend its useful life.



9-467-00-0-0



## ROUND CHAIN SAW FILES

### Chain Saw Files

Product Code	Length	Diameter (Inch)
--------------	--------	-----------------

Each file is packed in a skin-pack, which can be used as a protective sleeve.

168-6-3.2-1P	6	1/8
168-6-3.5-1P	6	9/64
168-8-4.0-1P	8	5/32
168-8-4.5-1P	8	11/64
168-8-4.8-1P	8	3/16
168-8-5.2-1P	8	13/64
168-8-5.5-1P	8	7/32
168-8-6.3-1P	8	1/4

Files are packed in 3 piece protective skin-pack, with perforation for easy separation.

168-8-4.0-3P	8	5/32
168-8-4.8-3P	8	3/16
168-8-5.5-3P	8	7/32

Files are packed in 6 per paper box.

168-8-4.0-6	8	5/32
168-8-4.5-6	8	11/64
168-8-4.8-6	8	3/16
168-8-5.2-6	8	13/64
168-8-5.5-6	8	7/32

### Features

- For sharpening of the cutting tooth on the saw chain.

1 Piece Per Package  
168-6-3.5-1P3 Pieces Per Package  
168-8-4.0-3P



166-6-16-2.5-12



## FLAT CHAIN SAW FILE

### Chain Saw File

Product Code	Length (Inch)	Width (Inch)	Height (Inch)
--------------	---------------	--------------	---------------

### With Bi-Mold ERGO® Handle

166-6-16-2.5-12	6	5/8	3/32
-----------------	---	-----	------

### Features

- Designed for filing of depth gauges on saw chains and for sharpening of brush cutter blades.
- Files are packed 12 pieces per box.
- File is flat with single cut surface, edges are round and uncut.



## FILE HANDLES

### Bi-Molded ERGO® Handles

Product Code	Handle Number	Packaging
--------------	---------------	-----------

### Designed for files of rectangular shape (flat, hand, etc) and for half round files.

9-485-04-1P	04	Individual
9-485-05-1P	05	Individual
9-485-06-1P	06	Individual
9-485-09-1P	09	Individual
9-485-13-1P	13	Individual
9-485-06-10	06	10-Pack
9-485-09-10	09	10-Pack
9-485-13-10	13	10-pack

### Designed for shaped files (round, square, three square, etc.)

9-486-3.2-1P	3.2	Individual
9-486-04-1P	04	Individual
9-486-05-1P	05	Individual
9-486-07-1P	07	Individual
9-486-04-10	04	10-Pack
9-486-05-10	05	10-Pack
9-486-08-10	08	10-Pack

### Features

- Ergonomically shaped bi-molded plastic handle provides soft, textured grip for comfort and control.
- The end covers the file tang and shoulder for safe and comfortable grip.



## PLASTIC FILE HANDLES

### Comfortable Grip

Product Code	Handle Number	Packaging
--------------	---------------	-----------

### Files are packed in 6 per paper box.

9-484-3.2-1P	3.2	Individual
9-484-5.2-1P	5.2	Individual
9-484-3.2-10	3.2	10-Pack
9-484-5.2-10	5.2	10-Pack

### Features

- The end covers the file tang and shoulder for safe and comfortable grip.
- Plastic file handles designed for small sized files.



9-484

FILES  
TOOLS FOR  
THE TRADES



## ROUND CHAIN SAW FILE HANDLES

Product Code	Handle Number	Type	Packaging
9-486-C-10	C	ERGO	10 Pack
9-486-C-1P	C	ERGO	1 Individual
PH-6604-1P			1 Individual
PH-6604-25			25 Pack



### Features

- Handle 9-486 is ergonomically shaped bi-molded plastic handle that provides soft, textured grip for comfort and control.
- Handle 9-486 can hold both round chain saw files (type 168) and flat chain saw file (type 166).
- Handle PH-6604 is an all plastic handle designed for 8 inch round chain saw files with 3 integrated angle guides.



9-486



PH-6604



## FILE HANDLE SELECTION GUIDE

### Engineering, Rasp and Milled Files

Product Code	4"	6"	8"	10"	12"
1-100	5.2	06	09	09	13
1-106			09	09	13
1-110		06	09	09	13
1-111		04			
1-143		04	05	09	13
1-210	5.2	06	09	09	13
6-342	5.2	06	09	09	13
6-343			08	09	
6-344			09	09	
1-160	3.2	04	05	05	08
1-170	3.2	04	05	05	
1-230	3.2	04	05	05	08
6-345			05	05	

### Sharpening Files


Product Code	4"	5"	6"	7"	8"	10"	12"
166			04				
4-138			04		05	09	13
4-140					05	09	
4-152					09		
4-153					09		
4-272		06	04				
4-183	3.2	04	04	05	05		
4-186	3.2	3.2	04				
4-187		3.2	3.2				
4-188		3.2					

Yellow = Handle 9-484-XX-

Blue = Handle 9-485-XX-

Orange = Handle 9-486-XX-

Example: Matching handle for 1-143-10-2-0 is 9-485-09-1P







## ROTARY BURRS



HSSG-G1225M



HSSG-M1227M



HSSG-A1225M



HSSG-C1225M



HSSG-E1222M



HSSG-D1211M

### Arch Pointed Nose

Product Code	Diameter Of Head	Length of Head	Toothing
HSSG-G0618M	1/4	1 1/16	Medium
HSSG-G1220M	1/2	3/4	Medium
HSSG-G1225EC	1/2	1	Extra Coarse
HSSG-G1225M	1/2	1	Medium
HSSG-F0618M	1/4	1 1/16	Medium
HSSG-F1225M	1/2	1	Medium

### Conical Pointed Nose

Product Code	Diameter Of Head	Length of Head	Toothing
HSSG-M0618M	1/4	1 1/16	Medium
HSSG-M1227M	1/2	1 1/16	Medium

### Cylindrical

Product Code	Diameter Of Head	Length of Head	Toothing
HSSG-A0616M	1/4	5/8	Medium
HSSG-A1020M	3/8	3/4	Medium
HSSG-A1225EC	1/2	1	Extra Coarse
HSSG-A1225M	1/2	1	Medium

### Cylindrical Round Nose

Product Code	Diameter Of Head	Length of Head	Toothing
HSSG-C0616M	1/4	5/8	Medium
HSSG-C1020M	3/8	3/4	Medium
HSSG-C1225EC	1/2	1	Extra Coarse
HSSG-C1225M	1/2	1	Medium

### Oval

Product Code	Diameter Of Head	Length of Head	Toothing
HSSG-E0614M	1/4	9/16	Medium
HSSG-E1222EC	1/2	7/8	Extra Coarse
HSSG-E1222M	1/2	7/8	Medium

### Spherical

Product Code	Diameter Of Head	Length of Head	Toothing
HSSG-D0606M	1/4	1/4	Medium
HSSG-D0807M	3/16	1/4	Medium
HSSG-D1009M	3/8	3/8	Medium
HSSG-D1211EC	1/2	7/16	Extra Coarse
HSSG-D1211M	1/2	7/16	Medium

### Features

- High Speed Steel burrs used for deburring soft steel, bronze, and brass.
- Used to deburr irregular objects and finishing work inside a confined space.
- Medium Toothing for machining unhardened steel and other moderately hard materials under normal conditions
- Extra Coarse Toothing for soft materials when good stock removal is required. Counteracts chip build-up between teeth.



**SCRAPERS**

**ERGO® Carbide Blade Scrapers**

Product Code	Length (Inch)	Blade Included:
625	11	# 449 Triangle Shaped Carbide Blade
650	12	# 442 - 2" Carbide Blade
665	12	# 451 - 2 1/2" Carbide Blade

**Features**

- Two-component handle provides better grip and comfort during use.
- Scrapers for use on all kinds of surfaces for removal of paint, glue, varnish, rust, gaskets, chalk, grout, mortar, etc.
- Four interchangeable carbide blades for precision work are available for different surface applications.
- 625 Scraper comes with convenient plastic holder.
- The heavy duty scraper head for models 650 and 665 is designed for wide material removal when extra strength is required.
- Scraper 665 comes with large plastic knob for two-handed operation for heavy duty use.
- Blades stays sharp up to 50 times longer than conventional steel blades.




**REPLACEMENT CARBIDE SCRAPER BLADES**

**Carbide Blades**

Product Code	Length (Inch)	Description
449		Triangle Shape, for 625 Scraper
625-DROP		Drop Shape, for 625 Scraper
625-PEAR		Pear Shape, For 625 Scraper
625-ROUND		Round Shape, For 625 Scraper
442	2	For 650 and 665 Scrapers
451	2 1/2	For 650 and 665 Scrapers
850-1	2	Wavy for 650 and 665 Scrapers
865-1	2 1/2	Wavy for 650 and 665 Scrapers

**Features**

- Blades stays sharp up to 50 times longer than conventional steel blades.



**GASKET SCRAPER**

**Plastic Handle**

Product Code	Blade Length (Inch)	Overall Length	Blade Width
GSC-12	8 7/8	13	1 1/2

**Features**

- Designed for removing gaskets and carbon.
- Comfortable four-sided yellow plastic handle.
- Blade coated to resist corrosion.



GSC-12



**GASKET SCRAPER**

**Bi-Mold Comfort Grip Handle**

Product Code	Blade Length (Inch)	Overall Length	Blade Width
40000	6	9 3/4	7/8

**Features**

- Bi-mold handle provides comfortable grip, reducing hand fatigue.
- Ideal for gasket removal and cleaning rust and corrosion.



40000





474



425-18

425-083



434-25



434-S6-EUR



434-S3-EUR



## CABINET SCRAPERS

### For Carpentry Work

Product Code	Length (Inch)
474-125-0.60	5
474-125-0.80	5
474-150-0.80	6

### Features

- Blade of cold-rolled, hardened and tempered chrome-nickel steel.
- White plastic edge protector.



## WOOD CHISELS

### High-Quality Steel

Product Code	Overall Length (Inch)	Blade Length (Inch)	Tip Width (Inch)
425-6	10 3/4	5 1/2	1/4
425-10	10 3/4	5 1/2	3/8
425-12	10 3/4	5 1/2	1/2
425-18	10 3/4	5 1/2	3/4
425-25	10 3/4	5 1/2	1
425-32	10 3/4	5 1/2	1 1/8
425-38	10 3/4	5 1/2	1 1/2

### Set Includes:

Product Code	Description
425-083	Chisels: 1/4, 3/8, 1/2, 3/4, 1, 1 1/4 in a Wooden Box

### Features

- Chisels feature high-quality tool steel with tapered neck.
- Hardened over a portion of the length, starting from the cutting edge, and coated with a transparent lacquer for rust protection.
- Chisels have a full bevel pattern, which means the sides of the blades have been beveled down to approximately half the blade thickness.
- Handle of red-beech wood, which nickel-plated steel ferrule to prevent it from splitting when struck. Can normally withstand force from club or hammer blows, not including steel hammers.



## ERGO® CHISELS

### High-Quality Steel

Product Code	Overall Length (Inch)	Blade Length (Inch)	Tip Width (Inch)
434-6	10 3/4	5 1/2	1/4
434-10	10 3/4	5 1/2	3/8
434-12	10 3/4	5 1/2	1/2
434-18	10 3/4	5 1/2	3/4
434-25	10 3/4	5 1/2	1
434-28	10 3/4	5 1/2	1 1/8
434-38	10 3/4	5 1/2	1 1/2

### Set Includes:

Product Code	Description
434-S3-EUR	Chisels: 1/2, 3/4, 1 in a cardboard box
434-S6-EUR	Chisels: 1/4, 3/8, 1/2, 3/4, 1, 1 1/4 in a Wooden Box

### Features

- Two component ergonomic grip handle
- Splitproof handle allows repeated hammer blows
- Safety guard and rounded shoulders for added security
- Precision ground blade for maximum sharpness
- Hardened and tempered for long lasting performance
- Honed and ready to use
- Polished blade for rust resistance
- Protective holster included



## AVIATION SNIPS

### Bi-Mold Comfort Grip Handles

Product Code	Cutting Direction	Overall Length (Inches)	Cut Length (Inches)	Cutting Capacity (cold-rolled/stainless)
28201	Left	9 3/4	1 3/8	18 ga. CR / 22 ga. SS
28203	Right	9 3/4	1 3/8	18 ga. CR / 22 ga. SS
28205	Straight	9 13/16	1 1/2	18 ga. CR / 22 ga. SS

### 28251 3 Piece Aviation Snips Set in Pouch

#### Contents Include:

Product Code	Description	Product Code	Description
28201	Left-cut snips	28205	Straight-cut snips
28203	Right-cut snips		

#### Features

- Color-coded handles help quickly identify the cutting direction.
- Bi-mold handles provide comfortable grip, reduces hand fatigue.
- Meet ANSI and DIN standards.



## OFFSET AVIATION SNIPS

### Bi-Mold Comfort Grip Handles

Product Code	Cutting Direction	Overall Length (Inches)	Cut Length (Inches)	Cutting Capacity (Cold-Rolled/Stainless)
28231	Left and Straight	9 1/4	1 3/16	18 ga. CR / 22 ga. SS
28233	Right and Straight	9 1/4	1 3/16	18 ga. CR / 22 ga. SS

### 28253 2 Piece Offset Aviation Snips Set in Pouch

#### Contents Include:

Product Code	Description	Product Code	Description
28231	Left and Straight Cut	28233	Right and Straight Cut

#### Features

- Color-coded handles help quickly identify the cutting direction.
- Bi-mold handles provide comfortable grip, reduces hand fatigue.
- Meet ANSI and DIN standards.
- Offset blades keeps user's hands above the work for safety and flow material away from blades for speed.



AVIATION SNIPS



## SPECIALTY AVIATION SNIPS

### Bi-Mold Comfort Grip Handles

Product Code	Style	Overall Length (Inches)	Cut Length (Inches)	Cutting Capacity (Cold-Rolled/Stainless)
28211	Bulldog - Notch	9	1	16 ga. CR / 18 ga. SS
28221	Long Cut - Straight	11 3/8	3	20 ga. CR / 26 ga. SS

### 28255 2 Piece Specialty Aviation Snips Set in Pouch

28255 2 Piece Specialty Snips Set. Includes one each Bulldog and Long Cut snips above.

#### Contents Include:

Product Code	Description	Product Code	Description
28211	Bulldog - Notch	28221	Long Cut - Straight

#### Features

- Bulldog snips notches and cuts rolled edges, seams, and thick sheet metal up to 16 gauge cold-rolled steel.
- Color-coded handles help quickly identify the cutting direction.
- Bi-mold handles provide comfortable grip, reduces hand fatigue.
- Meet ANSI and DIN standards.



TOOLS FOR THE TRADES







## STRAIGHT PATTERN TIN SNIPS

### Double-Dipped Plastic Handles

Product Code	Overall Length (Inches)	Cutting Length (Inches)	Cutting Capacity (Cold-Rolled/Stainless)
28301	7	1 5/16	24 ga. CR / 32 ga. SS
28305	10	2	22 ga. CR / 28 ga. SS
28307	12	2 3/4	20 ga. CR / 24 ga. SS
28309	14	3	18 ga. CR / 22 ga. SS

### 28351 2 Piece Straight Pattern Tin Snips Set in Pouch

#### Contents Include:

Product Code	Description	Product Code	Description
28301	7" Tin Snips	28307	12" Tin Snips

#### Features

- Forged steel blades.
- Double-dipped handles provide comfortable grip, reducing hand fatigue.
- Cut straight lines and wide curves.
- Meet ANSI and DIN standards.



28307



## MULTI-PURPOSE SNIPS

### Bi-Mold Comfort Grip Handles

Product Code	Overall Length (Inches)
2744	7 1/2

#### Features

- Lightweight yet strong multi-purpose snip for cutting light sheet metal, leather, wire, plastic, wood, etc.



2744



## MINI BOLT CUTTER

### Bi-Mold Comfort Grip Handles

Product Code	Overall Length (Inches)
1520G	8

#### Features

- Access tough to reach work.
- Bi-mold comfort grips combine durability and a secure non-slip grip.
- Cuts nails and bolts up to 1/4 diameter.



1520G



## BOLT CUTTERS

### Comfort Grip Handles

Product Code	Overall Length	Maximum Cutting Capacity For Rebar (Inch)	Replacement Jaw Kit (Includes Jaws, Bolts, and Steel Plates)
4559-12	12	1/4	4559-12B JC
4559-18	18	5/16	4559-18B JC
4559-24	24	3/8	4559-24B JC
4559-30	30	1/2	4559-30B JC
4559-36	36	5/8	4559-36B JC
4559-42	42	3/4	4559-42B JC

#### Features

- Comfortable rubber grips combine durability and a secure non-slip grip.
- Lightweight steel tube handles provide ease of control while offering solid durability.
- Unique manufacturing method results in high-precision cutting edges.



4559



## PUTTY KNIFE

### Two component handle for better grip

Product Code	Overall Length (Inches)
2489	9

### Features

- For the application and smoothing of adhesives, putties and body dent fillers.
- Two component handle for better grip.
- Hardened stainless steel blade that extends through the handle.



2489



## STUD REMOVER

### Chrome Finish

Product Code	Overall Length (Inches)	Head Thickness
4553	12	$\frac{3}{8}$

### Features

- For holding and removing studs.
- High-performance alloy steel.
- Chrome plated finishing.
- Thick and round handle to increase strength.
- Electrode cap remover at the handle end of the wrench.



4553



## SAFETY GLASSES

Product Code
3870-SG11

### Features

- Scratch resistant
- Polycarbonate
- 99.9% UV protection



3870-SG11



## TAPE MEASURE

### Construction Grade Tape Rule

Product Code	Blade Length (Inch x Feet)
850002	1 X 30

### Features

- Rubber hook bumper protects hook from damage during blade rewind.
- Tough baked-on Epoxy coated blade protects marking and provides long life readability.
- Yellow blade color with oversized numbers provides easy-to-read visibility in most work locations.
- Positive slide-locking brake securely holds blade in place for measurements.
- Triple rivet adjusting hook allows for more accurate measurements.
- Molded rubber grips on case designed for comfort and easy visibility.
- High impact ABS case construction provides durability and strength in working applications.
- Belt clip included and is attached to the back of the case.



850002



MTS-5-25-E



## TAPE MEASURE

### Stainless Steel Construction Grade Tape Rule

Product Code	Blade Length (width x length)
MTS-5-25-E	1 x 16
MTS-8-25-E	1 x 26

#### Features

- SAE & Metric markings.
- Stainless steel blade and components are rust proof & washable.
- Automatic blade lock: the blade locks automatically when pulling, no need to push the button to lock.
- Non-reflective nylon blade coating for better readability.
- Magnetic tip for ceiling measuring & magnetic pickup, reverse blade printing to measure taller vertical distances.
- Nylon coated blade for durability and resistance.
- Impact absorbing rubber bumpers for better grip and comfort.
- Integrated belt & button clip.



MTB-5-25-E



## TAPE MEASURE

### Deluxe Construction Grade Tape Rule

Product Code	Blade Length (width x length)
MTB-3-16-M-E **	3/8 x 12
MTB-5-25-E	1 x 16
MTB-5-25-M-E **	1 x 16
MTB-8-25-E	1 x 26

#### Features

- SAE & Metric markings.
- Automatic blade lock: the blade locks automatically when pulling, no need to push the button to lock.
- Non reflective nylon blade coating for better readability.
- Nylon coated blade for long lasting and resistance.
- Impact absorbing rubber bumpers for better grip and comfort.
- Integrated belt & button clip.
- \*\* Magnetic tip for ceiling measuring & magnetic pickup, reverse blade printing to measure taller vertical distances.



MTG-5-19-E



## TAPE MEASURE

### Construction Grade Tape Rule

Product Code	Blade Length (width x length)
MTG-3-16-E	3/8 x 12
MTG-5-19-E	3/4 x 16

#### Features

- SAE & Metric markings
- Manual locking button to stop the blade retracting in use.
- Ridges around edge for easy grip
- Flat base enables tape to stand up on its own.
- Stainless steel belt clip
- Integrated belt clip

TAPE MEASURES

TOOLS FOR THE TRADES



**LONG TAPE**

**Professional Construction Grade**

Product Code	Blade Length
LTS-30-E	100 ft (30 M)
LTS-50-E	164 ft (50 M)
LTS-100-E	328 ft (100 M)

**Features**

- SAE & Metric markings.
- 5/8" (16 mm) Blade Width.
- Strong fiberglass tape bonded with over 16,000 strands.
- Double nylon blade coating for extra wear resistance.



LTS-30-E



**LONG TAPE**

**Deluxe Construction Grade**

Product Code	Blade Length
LTB-10-E	30 ft (10 M)
LTB-20-E	60 ft (20 M)
LTB-30-E	100 ft (30 M)

**Features**

- SAE & Metric markings.
- 1/2 (13 mm) Blade Width.
- Strong fiberglass tape bonded with over 16,000 strands.
- Double nylon blade coating for extra wear resistance.
- Case opens for easy cleaning.



LTB-20-E



**LONG TAPE**

**Construction Grade**

Product Code	Blade Length
LTG-10-E	30 ft (10 M)
LTG-20-E	60 ft (20 M)
LTG-30-E	100 ft (30 M)

**Features**

- SAE & Metric markings.
- 1/2 (13 mm) Blade Width.
- Steel Tape.
- Easy Rewind.
- Belt Clip.



LTG-20-E



**RULERS, SQUARE, SLIDING BEVEL, PENCIL**

**Construction Grade SAE and Metric**

Product Code	Overall Length (Inches)	Description
SR150-E	6	Ruler
SR200-E	8	Ruler
SR300-E	12	Ruler
SR600-E	24	Ruler
ST1000-E	39	Ruler
9045-B-250	10	Square, Metric Only
9572-200	8	Sliding bevel
P-HB		Pencil



SR300-E



9045-B-250

P-HB



9572-200



426TOR9



416-600

**Features**

- Solid aircraft grade aluminum.
- 3 vials: plumb, horizontal and 45 degree.
- V Groove base for use on pipes.
- Rare earth magnets on base.
- Accurate to 0.5 mm/m.



**LEVELS**

**Precision**

Product Code	Description
426TOR9	9" Torpedo level
416-400	16" Level
416-600	24" Level







## MAGNETIC PICK-UP TOOL WITH LIGHT

Product Code	Description	Extended Length (Inches)
2535L	Magnetic Pick-up Tool with Light	30

### Features

- Wide area lighting
- Soft grip handle
- Powerful magnetic tip
- Pick-up weight is 1 ¼ pounds



2535L



## UTILITY TOOLS AND SETS

### Bi-Mold Comfort Grip Handles

Product Code	Description	Contents Include
40201	4 Piece Mini Pick & Hook Set	Straight pick 45° bent tip pick 90° bent tip pick Full semi-circular hook
40251	4 Piece Utility Tool Set	Gasket scraper Scratch awl Cotter pin puller Hose removal tool
40150	Magnetic pick-up tool with telescoping shaft	N/A

### Features

- Bi-mold handles provide comfortable grip, reducing hand fatigue.
- Use for scribing, alignment, o-ring removal, and parts cleaning.
- Small size makes them ideal for hard to reach work surfaces.
- Telescopic pick-up tool features powerful magnetic tip.
- Magnetic pick-up tool extended length is 18 ¼", pick-up weight is 1 ¼ pounds
- 40201 Overall length: 6 inches, handle length: 2 ¾"



40201



40251



40150



## CREEPERS

### Heavy Duty - Low Profile

Product Code	Description
42301	Heavy-Duty Drop-Shoulder Creeper
42302	Mechanic's Seat Creeper
42304A	Adjustable-Height Swivel Seat-Creeper

### Features - Heavy-Duty Drop-Shoulder Creeper

- Low-profile design rests only 2" from the ground.
- Drop-rail design allows greater shoulder and arm clearance.
- 16 gauge, ¾" square-stock steel frame.
- 1" padding on bed and 2" padding on headrest.
- Six 2-½" diameter hooded casters shield user's clothing from dirt and grease.

### Features - Mechanic's Seat Creeper

- Seat is topped with comfortable 1-½" thick foam padding.
- 1" square-stock steel frame.
- Four 2-½" diameter hooded casters shield user's clothing from dirt and grease.
- Heavy-duty 3-section plastic pan stores tools and small parts.

### Features - Adjustable-Height Swivel Seat-Creeper

- Height adjusts from 17" to 22".
- Seat swivels a full 360°.
- Four 2-½" diameter hooded casters shield user's clothing from dirt and grease.
- Steel tube frame supports cylinder for ultimate strength.
- Bottom pan serves as storage for tools and small parts.





### THREE POUCH BELT SET

Product Code	Dimensions W x H (Inches)
4750-3PB-1	27 x 10

#### Features

- Strong construction with riveted reinforcement
- Easy to adjust comfortable nylon belt with 2 inch quick release buckle



4750-3PB-1



### UNIVERSAL POUCH

Product Code	Dimensions W x H (Inches)
4750-UP-1	12 x 11

#### Features

- Riveted for unbreakable strength
- Measuring tape clip
- Leather slots ideal for holding longer tools.
- Two deep multi purpose open pockets provide for quick tool recognition.



4750-UP-1



4750-UP-1



### ELECTRICIANS POUCH

Product Code	Dimensions W x H (Inches)
4750-EP-1	10 x 12

#### Features

- Universal tool loop for larger tools to keep them organized
- Chain hook for easy access to insulated tapes.
- Additional pocket for smaller tools
- Main deep pocket for safe storage
- Real leather slots on the sides.



4750-EP-1



### TWO POCKET POUCH

Product Code	Dimensions Wx H (Inches)
4750-2PP-1	9 x 11

#### Features

- Wide pockets hold plenty of tools
- Pocket position prevents tools from falling out.



4750-2PP-1



4750-2PP-1



### HEAVY DUTY LEATHER BELT

Product Code	Description
4750-HDLB-1	Fits waist 28" to 50"



4750-HDLB-1



### HAMMER HOLDER

Product Code	Dimensions Wx H (Inches)
4750-HHO-2	4 x 11

#### Features

- Fits Bahco heavy duty leather belt
- Quick access to hammer



### ANTI SLIP KNEE PADS

Product Code	Dimensions Wx H (Inches)
4750-KP-1	4 x 7

#### Features

- Universal lightweight knee pads for different kinds of surfaces
- Heavy duty cups ensure comfort and safety when used in difficult conditions.



40281



## COMPACT MULTI-METER

Product Code	Description
40281	Compact Multi-meter

### Features

- Manual ranging meter for user controlled setting selections
- Compact housing for easy mobility and convenient storage
- Offers numerous electrical test settings such as: AC and DC Volts, Resistance (Ohms), Continuity for basic electrical testing
- 2,000 count LCD display is easy to read
- Data hold button captures and locks in readings
- Protective boot cushions the meter if it is dropped
- Built in tilt stand allows the meter to stand upright for easier visibility
- On/Off button activates the meter Sleep mode allows the meter to turn off automatically to conserve battery life
- CULus 3111 agency approval insures the meter conforms to materials, components and testing set forth by the agency for safety
- CAT III 600V rating positions it at the mid to upper range of this safety rating for user selection criteria



40284



## COMPACT MULTI-METER

Product Code	Description
40284	Compact Multi-meter

### Features

- Auto ranging meter selects the range setting of the range automatically
- Manual range button converts the meter from auto to manual ranging for selectable range limits for increased control of the reading
- Multiple dial settings offers test settings such as: AC/DV Amps, milliAmps and micro Amps, AC/DC Volts, Diode test, Continuity and Resistance (Ohms), for a wide variety of common electrical tests
- 3,260 count LCD display is large and easy to read
- Data hold button captures and locks in readings
- Protective shock absorbing boot cushions the meter if it is dropped
- Built in tilt stand allows the meter to stand upright for easier visibility
- Dial positions activate the meter along with two OFF positions for easy ON/OFF control
- Sleep mode allows the meter to turn off automatically to conserve battery life
- Analog bar graph helps visualize rapidly changing signals
- CULus 3111 agency approval insures the meter conforms to materials, components and testing set forth by the agency for safety
- CAT II 1,000V and CAT III 600V rating positions it at the higher side of this safety rating for user selection criteria



40282



448-0723



448-0722



## WIRELESS BORESCOPE

### Lightweight handheld design

Product Code	Description
40282	Wireless Borescope
448-0722	Side view cable/camera (17mm)
448-0723	Flex cable/camera (5.5mm)

### Features

- Facilitates easy surveying of small, hard-to-reach places.
- Mini water-proof (IP67 standard) camera with 3ft. (1m) flexible extended tube.
- Increased visibility with 3X zoom capability.
- 3.5" Thin Film Transistor-LCD detachable/mountable monitor with built-in rechargeable Lithium battery.
- Video recording capability, supports up to 32GB micro SD card.
- Adjustable brightness on lens-mounted LED light.
- 3.5 inch display with 640x480 pixels.
- Lightweight handheld design making it very flexible and convenient to use.

### 40282 Contents Include:

- 3/8" (9mm) flexible tube with lens.
- Handle with detachable LCD monitor.
- Accessory kit (Hook, Magnet, Mirror and Rubber Ring).
- Power Adapter, USB Cable, AV output cable.
- Durable carry case with user manual.



## SET-UP WEDGES

### Heavy Duty Machine Shop Tools

Product Code	Length	Width	Thick End
WG-3	3	1	1/4
WG-5	5	1	1/2
WG-6	6	1 1/4	3/4

#### Features

- Set-up wedges are used for setting-up work on planers, shapers, milling machines and other similar applications.



WG-5



## EYEBOLTS

### Plain Pattern

Product Code	Shank Diameter (Inches)	Threads per Inch	Capacity of Vertical Load (lbs)	Length of Shank (Inches)	Inner Diameter (Inches)	Head Cross Section Thickness (Inches)	Overall Length (Inches)	Ultimate Strength (lbs)
EB-1T	1/4	20	500	1	3/4	9/32	2 1/4	2500
EB-2T	5/16	18	900	1 1/8	27/32	9/32	2 5/8	4500
EB-3T	3/8	16	1,300	1 1/4	1 1/32	5/16	2 29/32	6500
EB-4T	7/16	14	1,800	1 3/8	1 1/16	3/8	3 1/4	9000
EB-5T	1/2	13	1,400	1 1/2	1 1/8	5/32	3 5/8	12000
EB-6T	9/16	12	3,000	1 5/8	1 1/4	1/2	3 31/32	15000
EB-7T	5/8	11	4,000	1 3/4	1 5/16	9/16	4 9/8	20000
EB-8T	3/4	10	5,000	2	1 17/32	5/8	4 25/32	25000
EB-9T	7/8	9	7,000	2 1/4	1 5/8	13/16	5 3/16	35000
EB-10T	1	8	9,000	2 1/2	1 3/4	29/32	6 1/8	45000
EB-11T	1 1/8	7	12,000	2 3/4	1 15/16	1 1/16	6 7/8	60000
EB-12T	1 1/4	7	15,000	3 1/2	2 5/32	1 3/32	7 1/2	75000
EB-14T	1 1/2	6	21,000	3 3/4	2 7/16	1 13/32	8 13/16	105000
EB-15T	1 3/4	5	28,000	3 3/4	2 25/32	1 21/32	9 7/8	140000
EB-16T	2	4 1/2	38,000	4	3 5/32	1 27/32	11	190000
EB-17T	2 1/2	4	56,000	5	4	2 1/4	13 1/2	280000

ANSI Spec: B18.15 1985

#### Features

- Forged from the best quality carbon steel, hardened and tempered to ensure increased strength and toughness and reduce liability or breakage.
- Each lot is tested and inspected to insure conformance to specifications.
- Available with UNC Class 2A thread only.
- Plain pattern eyebolts must never be used to lift an angular load.
- Eyebolt shanks should never be undercut or eyebolt shank diameters reduced.
- To obtain greatest strength from an eye bolt, it must fit reasonably tight in the hole into which it is screwed to prevent unscrewing due to twist of cable. Tightness and seating must be checked after initial load.



EB-9T



## EYEBOLTS

### Shoulder Pattern

Product Code	Shank Diameter (Inches)	Threads per Inch	Length of Shank (Inches)	Inner Diameter (Inches)	Head Cross-Section Thickness (Inches)	Overall Length (Inches)	Shoulder Width (Inches)	Ultimate Strength (lbs)
EB-21T	1/4	20	1	3/4	9/32	2 7/16	9/16	2500
EB-22T	5/16	18	1 1/8	27/32	9/32	2 7/8	19/32	4500
EB-23T	3/8	16	1 1/4	1	5/16	3 11/32	21/32	6500
EB-24T	7/16	14	1 3/8	1 1/16	3/8	3 23/32	27/32	9000
EB-25T	1/2	13	1 1/2	1 1/32	7/16	4 1/32	29/32	12000
EB-26T	9/16	12	1 5/8	1 11/32	7/32	4 13/32	15/16	15000
EB-27T	5/8	11	1 3/4	1 11/32	9/16	4 3/4	1 1/32	20000
EB-28T	3/4	10	2	1 1/2	1 1/16	5 11/32	1 3/16	25000
EB-29T	7/8	9	2 1/4	1 5/8	13/16	6	1 7/16	35000
EB-30T	1	8	2 1/2	1 13/16	7/8	6 3/4	1 5/8	45000
EB-31T	1 1/8	7	2 3/4	1 15/16	1 1/16	7 1/2	1 3/4	60000
EB-32T	1 1/4	7	3	2 1/8	1 3/16	8 3/8	2 1/32	75000
EB-34T	1 1/2	6	3 1/2	2 19/32	1 1/2	9 3/8	2 3/16	105000
EB-35T	1 3/4	5	3 3/4	2 27/32	1 19/32	10 3/4	2 1/2	140000
EB-36T	2	4 1/2	4	3 5/32	1 7/8	12	2 29/32	190000

ANSI Spec: B18.15 1985

#### Features

- Forged from the best quality carbon steel, hardened and tempered to ensure increased strength and toughness and reduce liability or breakage.
- Each lot is tested and inspected to insure conformance to specifications.
- Available with UNC Class 2A thread only.
- Eyebolt shanks should never be undercut or eyebolt shank diameters reduced.
- Shoulder eye bolts must be properly seated (should bear firmly against the mating part) otherwise the working loads must be reduced substantially. A steel washer or spacer may be required for proper seating.
- To obtain greatest strength from an eye bolt, it must fit reasonably tight in the hole into which it is screwed to prevent unscrewing due to twist of cable. Tightness and seating must be checked after initial load.



EB-29T





## EYEBOLT ANGULAR LOADING RATED CAPACITY

### Material Data

Grade: Carbon Steel  
Heat Treat: Quench & Draw

### Mechanical Properties

Grain Size: 5 or finer  
Tensile: 65,000 PSI Min  
Yield: 30,000 PSI Min

Elongation: 30% Min  
Reduction of Area: 60% Min

Part Number Plain	Shank Diameter	Threads Per Inch	Capacity of Vertical Load (lbs)	Ultimate Strength (lbs)	Angular Loading Rated Capacity (Pounds)			
					0 Degree	30 Degree	60 Degree	90 Degree
EB-1T	1/4	20	500	2,500				
EB-2T	5/16	18	900	4,500				
EB-3T	3/8	16	1,300	6,500				
EB-4T	7/16	14	1,800	9,000				
EB-5T	1/2	13	2,400	12,000				
EB-6T	9/16	12	3,000	15,000				
EB-7T	5/8	11	4,000	20,000				
EB-8T	3/4	10	5,000	25,000				
EB-9T	7/8	9	7,000	35,000				
EB-10T	1	8	9,000	45,000				
EB-11T	1 1/8	7	12,000	60,000				
EB-12T	1 1/4	7	15,000	75,000				
EB-14T	1 1/2	6	21,000	105,000				
EB-15T	1 3/4	5	28,000	140,000				
EB-16T	2	4 1/2	38,000	190,000				
EB-17T	2 1/2	4	56,000	280,000				
EB-21T	1/4	20	500	2,500	440	70	NR	NR
EB-22T	5/16	18	900	4,500	720	170	NR	NR
EB-23T	3/8	16	1,300	6,500	1,080	335	185	150
EB-24T	7/16	14	1,800	9,000	1,480	435	275	215
EB-25T	1/2	13	2,400	12,000	1,960	695	460	365
EB-26T	9/16	12	3,000	15,000	3,140	1,220	735	600
EB-27T	5/8	11	4,000	20,000	3,140	1,220	735	600
EB-28T	3/4	10	5,000	25,000	4,600	1,950	1,095	960
EB-29T	7/8	9	7,000	35,000	6,400	2,710	1,750	1,485
EB-30T	1	8	9,000	45,000	8,400	3,595	2,450	2,160
EB-31T	1 1/8	7	12,000	60,000	10,600	4,235	3,380	2,985
EB-32T	1 1/4	7	15,000	75,000	13,400	5,540	3,675	3,285
EB-34T	1 1/2	6	21,000	105,000	19,600	8,410	5,590	5,080
EB-35T	1 3/4	5	28,000	140,000	28,000	12,100	8,250	7,370
EB-36T	2	4 1/2	38,000	190,000	38,000	15,970	10,910	9,740

### NR = Not Recommended.

- No greater load should be allowed than that given under rated capacity in each table of dimensional data.
- Safety Factor: Rated capacity is figured with 5:1 safety factor for zero degree straight vertical pull.



## FLUTED SCREW EXTRACTORS

### Straight, Tapered Flutes

Product Code	Drill Size (Inches)	For Use on Bolt Sizes (Inches)
EX-21A	1/8	1/4 to 5/16
EX-21B	3/16	3/8
EX-22A	7/32	7/16
EX-24A	5/16	1/2 to 9/16
EX-25B	3/8	5/8
EX-25A	19/32	3/4
EX-26A	9/16	7/8
EX-28	21/32	1 to 1 1/8
EX-29	19/16	1 1/4 to 1 3/8
EX-30	1 1/16	1 1/2

### EXS-30 6 Piece Screw Extractor Set

#### Contents Include:

Product Code	Product Code	Product Code
EX-21A	EX-22A	EX-25B
EX-21B	EX-24A	EX-25A

### EXS-10 10 Piece Screw Extractor Set

#### Contents Include:

Product Code	Product Code	Product Code	Product Code	Product Code
EX-21A	EX-22A	EX-25B	EX-26A	EX-29
EX-21B	EX-24A	EX-25A	EX-28	EX-30

#### Features

- Designed for quick, easy removal of left or right-handed broken screws, bolts, studs or other threaded forms.
- Drill bit sizes to be used are stamped on each extractor.
- A hole is first drilled in the broken stem and the right size Williams extractor is then inserted.



## FEELER GAUGE SET

### Heavy Duty Machine Shop Tools

Product Code	Description	Thickness	Number of Blades
GS-1	Master Feeler Gauge Set	.0015 - 1/32	25

#### Features

- 25 blades 3-5/16" x 1/2" in the following thicknesses: .0015, .002, .003, .004, .005, .006, .007, .008, .009, .010, .011, .012, .013, .014, .015, .016, .018, .020, .022, .024, .025, .028, .030, .032, and .035.
- Both decimal and equivalent metric size etched in each blade.
- Gauges supplied in holder with knurled lock-nut which allows the user to select the required blade size and lock it into position.

Product Code	Description	Thickness	Number of Blades
GS-2	Standard Feeler Gauge Set	.002 - .015	10

#### Features

- 10 blades 3" x 1/2" in the following thicknesses: .002, .003, .004, .005, .006, .007, .008, .010, .012, .015.
- Both decimal and equivalent metric size etched in each blade.
- Gauges supplied in holder with knurled lock-nut which allows the user to select the required blade size and lock it into position.

Product Code	Description	Thickness	Number of Blades
GS-3	Combination Feeler Gauge Set	.002 - .025	22


#### Features

- Contains total of 22 blades.
- 10 blades 3" x 1/2" in the following thicknesses: .002, .003, .004, .005, .006, .007, .008, .010, .013, .015.
- 12 blades 1-3/4" x 1/4" in the following thicknesses: .011, .012, .013, .014, .015, .016, .017, .018, .019, .020, .022, .025.
- Overall length 5".
- Both decimal and equivalent metric size etched in each blade.
- Gauges supplied in holder with knurled lock-nut which allows the user to select the required blade size and lock it into position.

Product Code	Description	Thickness	Number of Blades
GS-4	Piston Feeler Gauge Set	.002 - .015	8

#### Features

- 8 blades 9" x 1/2" in the following thicknesses: .002, .003, .004, .005, .006, .008, .010, .015.
- Both decimal and equivalent metric size etched in each blade.
- Gauges supplied in holder with knurled lock-nut which allows the user to select the required blade size and lock it into position.





396-LAP



LAP-KNIFE



MTT151



1446



2444



2446



2448



## LAPLANDER FOLDING SAW

### General Purpose Folding Saw

Product Code	Blade Length (Inch)	Teeth Per Inch
396-LAP	9	7

Product Code	Description
LAP-KNIFE	Folding saw & Multipurpose Knife

### Features

- A general purpose folding saw for cutting both green and dry wood, plastic, bone etc.
- Specially designed for wild-life enthusiasts, hunting and campers.
- XT toothing, 7TPI. Blade specially coated for rust protection and low friction.
- Two-component plastic handle for perfect grip, with leather strap.
- Safety lock, locked also when folded.



## MULTI TOOL

### Compact multipurpose tool

Product Code	Tools Included
MTT151	18

### Features

- Loaded with the most versatile features, this multi tool is ready for work.
- Complete with a holder with a loop to fit any belt.
- Tools include knife, screwdriver, file, saw, can opener, bottle opener, cutting pliers and more.



## CARPENTER'S MULTI-PURPOSE KNIFE WITH HOLSTER

### With Holster

Product Code	Description	Length (Inches)
1446	Multi Purpose Knife with Holster	9
2444	Carpenter's Multi-Purpose Knife with Holster	9
2446	Multi Purpose Knife with Holster	9

### Features

- Multi purpose knife with high quality steel and bi-component handle.
- Polished stainless steel blade.
- Two component handle for comfortable grip.
- Knife comes in plastic case with belt clip.
- Ideal for fishermen, hunters and for working in the garden.



## WRECKING KNIFE

### With Holster

Product Code	Description	Length (Inches)
2448	Wrecking Knife	9

### Features

- The wrecking chisel knife has been designed to be used like a regular chisel or when turned sideways a 4in wide knife.
- The blade is 4mm thick and made from hardened steel and can be used like a 4in chisel with a hammer on the back of the blade for added force.
- The handle has a curved guard to protect the knuckles while in use and can also be used with a hammer.
- The wrecking knife comes in handy for all those woodworking tasks.
- The knife comes complete with a holster with button clip.



## SPORTS KNIVES

Product Code	Description
KBTU-01	Knife with Twin Blade - Utility & Sports Blade
KBSK-01	Knife with 3 Inch Sport Blade-Only

### Features

- Sports knives have an aluminum handle
- Stainless steel blade and mechanism
- Blade locks in position when fully unfolded
- Unlock button to avoid accidental folding



KBTU-01



KBSK-01



## SNAP BLADE KNIFE

Product Code	Description
KB18-01	18mm Snap Off Knife TPR
KE18-01	ergo 18 mm Snap Off Knife
KSBG18-10P	Replacement Snap Blade - 10 pack

### Features

- ABS body with comfortable TPR grip
- Blade storage in backside of the body
- Closed front of body to simplify blade snapping



KB18-01



KE18-01



## SNAP BLADE KNIFE

Product Code	Description
KG09-01	9mm Snap Off Knife
KSBG09-10P	Replacement Snap Blade - 10 pack
KE18-01	ERGO® 18 mm Snap Blade Knife

### Features

- ABS body smooth textured button
- Precise steel mechanism for distinct blade positioning



KG09-01



## UTILITY KNIFE

Product Code	Description
KERU-01	ERGO® Retractable Utility Knife

### Features

- Integrated button for smooth action and to shift blade in three distinct positions
- Curved handle for wide variety of grips
- Smart button to replace blades
- Narrow head for optimal visibility and precision
- Ideal angle for minimized muscle stress
- Optimized handle size and weight
- Smart button to store blades without opening the body



KERU-01







## SQUEEZE GRIP SAFETY KNIFE

### Bi-Mold Comfort Grip Handle

Product Code	Description
SQZ150003	Squeeze Grip Safety Knife
SQZ150003-HSBL	12 Pack Hook Blades
SQZ150005-SBL	12 Pack Standard Blades



SQZ150003

### Features

- Automatically loads new knife blade with the squeeze of the handle.
- Quick release button to remove blade.
- Includes: 6 heavy-duty blades.
- Comfort handle with thumb groove for greater control and comfort.



## FOLDING UTILITY KNIFE

### Uses Heavy-Duty .025" Thick 2-Notch Blades

Product Code	Description
40058	Folding Utility Knife



40058

### Features

- Blade safely locks in place when open.
- Quick-change thumb stud release allows for easy blade replacement.
- Stainless steel clip secures knife on belt or in pocket.
- Includes (1) .025" blade.



## AUTOLOAD QUICK-BLADE UTILITY KNIFE

### Includes Heavy-Duty .025" Thick 2-Notch Blades

Product Code	Description
40052	Autoload Quick-Blade Utility Knife



40052

### Features

- Blade is easily removed or reversed from the front with push-button ease.
- New blade is automatically loaded from 5-blade magazine.
- Spring-loaded cover makes reloading quick and tool-free.
- Includes (5) .025" blades.



## UTILITY KNIFE BLADES

### Feature Heavy-Duty .025" Thick 2-Notch Blades

Product Code	Description
40073	75 Blade Dispenser
40076	.025" Hook Blades (100)
40078	5-Pack Carded 2-Notch Blades



40076

### Features

- Quickblade dispensers allow fast and safe blade handling, with convenient storage for used blades.



## SAFETY UTILITY KNIVES & BLADES

Product Code	Description
40080	Ambidextrous Safety Cutter with Holster and Lanyard
40086	5-Pack Replacement Safety Point Blades for 40080
40088	3-Pack Film Cutter Unit for 40080

### Features

- Guarded spring-back blade
- Variable blade depth control for top cuts and tray cuts
- Integrated film and shrink cutter
- Safety point blade standard
- 1 step blade change
- Integrated tape splitter

Applications: cuts corrugated, cartons, taped boxes, tape, strapping, packing film and shrink film.



## DISPOSABLE SAFETY CUTTER

Product Code	Description
40082	Lightweight, ergonomic, ambidextrous disposable safety cutter

### Features

- Retracting safety hooded guard prevents cuts
- NSF certified for food areas
- Safety point blade included standard
- Integrated tape splitter
- Stainless steel blade for hygiene
- 3-button mechanism for top and side cuts

Applications: multi purpose cutting, food processing areas, cuts corrugate, cartons, taped boxes, film and shrink



## DISPOSABLE FILM CUTTER

Product Code	Description
40084	Durable plastic construction and a long-lasting super sharp blade

### Features

- Suitable for use in food areas
- Integrated tape splitter
- Stainless steel blade for hygiene

Applications: cuts tape, strapping, shrink wrap and film



## RECHARGEABLE MULTIFUNCTION ALUMINUM LED WORKLIGHT

Product Code	Description
5101	Rechargeable Multifunction Aluminum LED Worklight

### Features

- Extra long magnet end
- Super bright
- 33 White Color LEDs
- Runtime: Flashlight: 5H 33 LEDs: 8H 20 UV LEDs: 14H
- Luminous Flux: Flashlight: 160 LM 33 LED 80 LM
- Lamp: 3W CREE XP-E LED +33 white LEDs +20 UV LEDs

### Accessories included

- 1x26650 li-ion rechargeable battery, 3.7V 4000mAh, with circuit board protection from over-charging and over-discharging
- AC100-240V adaptor, 50/60Hz, Output DC4.2V 1A
- DC12V car charger, output DC4.2V 600mA



### Spare parts

Product Code	Description	Product Code	Description
5101-1	Worklight Head Housing	5101-5	Worklight Tail Cap
5101-2	Reflector	5101-6	Lithium-ion rechargeable Battery
5101-3	LED & Assembly	5101-7	AC Charger
5101-4	Worklight Tube	5101-8	DC Charger





5102

5103

## WILLIAMS®

### LED ROTATING WORKLIGHT

Product Code	Description
5102	24 LED Rotating Magnetic Work light
5103	48 LED Rotating Magnetic Work light

#### Features

- Rotating head allow directional positioning
- Powerful magnetic base for secure mounting
- Includes alkaline batteries
- 5103 is two times as bright as 5102

## WILLIAMS®

### LIGHTED FLEXIBLE SPRING CLAW



40158

Product Code	# of Claws	Max Jaw Opening (inches)	Flexible Section length, inches	Overall Length (inches)
40158	4	1"	16 3/4"	25 3/8"

#### Features

- Magnet able to pick up a maximum of 5 lb
- Four-jaw claw opens wide to secure hard to reach objects
- Heavy duty aluminum plunger with convenient side switch turns on/off bright LED light
- Tightly wound, flexible spring snakes into tight areas.
- Includes two round CR2032 Lithium batteries



40159

## WILLIAMS®

### FLEXIBLE SPRING CLAW

Product Code	# of Claws	Max Jaw Opening (inches)	Flexible Section length, inches	Overall Length (inches)
40159	4	3/4"	16"	23 1/2"

#### Features

- Tightly wound, Flexible spring snakes into tight areas
- Four-jaw claw opens wide to secure hard to reach objects.



40151

40152

40155

40156

## WILLIAMS®

### TELESCOPING MAGNETIC PICK UP TOOLS

Product Code	Lifts (lbs)	Overall Length (Inches)	Extends to
40151	2 1/2	6 5/8"	33 1/4"
40152	5	6 5/8"	33 1/4"
40153	10	8 1/4"	30 1/4"
40154	2 1/2	6 1/2"	25 1/2"
40155	1 1/2	5 5/8"	25 9/16"
40155-30P		30 pack counter display	

#### Features

- Stainless Steel Shaft
- 40154 and 40155 Chrome Shaft
- Black cushion grip will not slip in oily or wet hands
- Powercap® shields sides of magnet for focused lifting
- Includes pocket clip

## WILLIAMS®

### DOUBLE POINTED SCRIBER

Product Code	Description
40156	Double Pointed Scriber

#### Features

- One straight end and one 90 degree angle for detail work around small objects



## LED TELESCOPING MIRRORS

Product Code	Mirror Diameter	Overall Length (Inches)	Extends to
40255	2 3/8"	6 1/2"	37"
40256	2 1/4" x 3 1/2"	6 1/2"	30 1/4"

### Features

- Stainless Steel Shaft
- Cushion grip will not slip in oily or wet hands
- Batteries included.



## TELESCOPING INSPECTION MIRRORS

Product Code	Mirror Diameter	Overall Length (Inches)	Extends to
40252	1 1/4"	6 1/2"	35"
40253	2 1/4"	6 1/2"	36 3/8"
40254	3 1/4"	6 1/2"	29 1/2"

### Features

- Stainless Steel Shaft
- Cushion grip will not slip in oily or wet hands



## SWIVEL INSPECTION RECTANGULAR MIRROR

Product Code	Mirror Diameter	Overall Length (Inches)	Extends to
40257	2 1/8" x 3 1/2"	11 1/4"	15 1/4"

### Features

- Vinyl Grip
- Double ball joints allow mirror to swivel 360 degrees
- Glass Mirror
- Stainless Steel Mirror Back
- Non-rotating telescoping rods



## GENERAL PURPOSE GLOVES

Product Code	Size
GL008-10US	Large

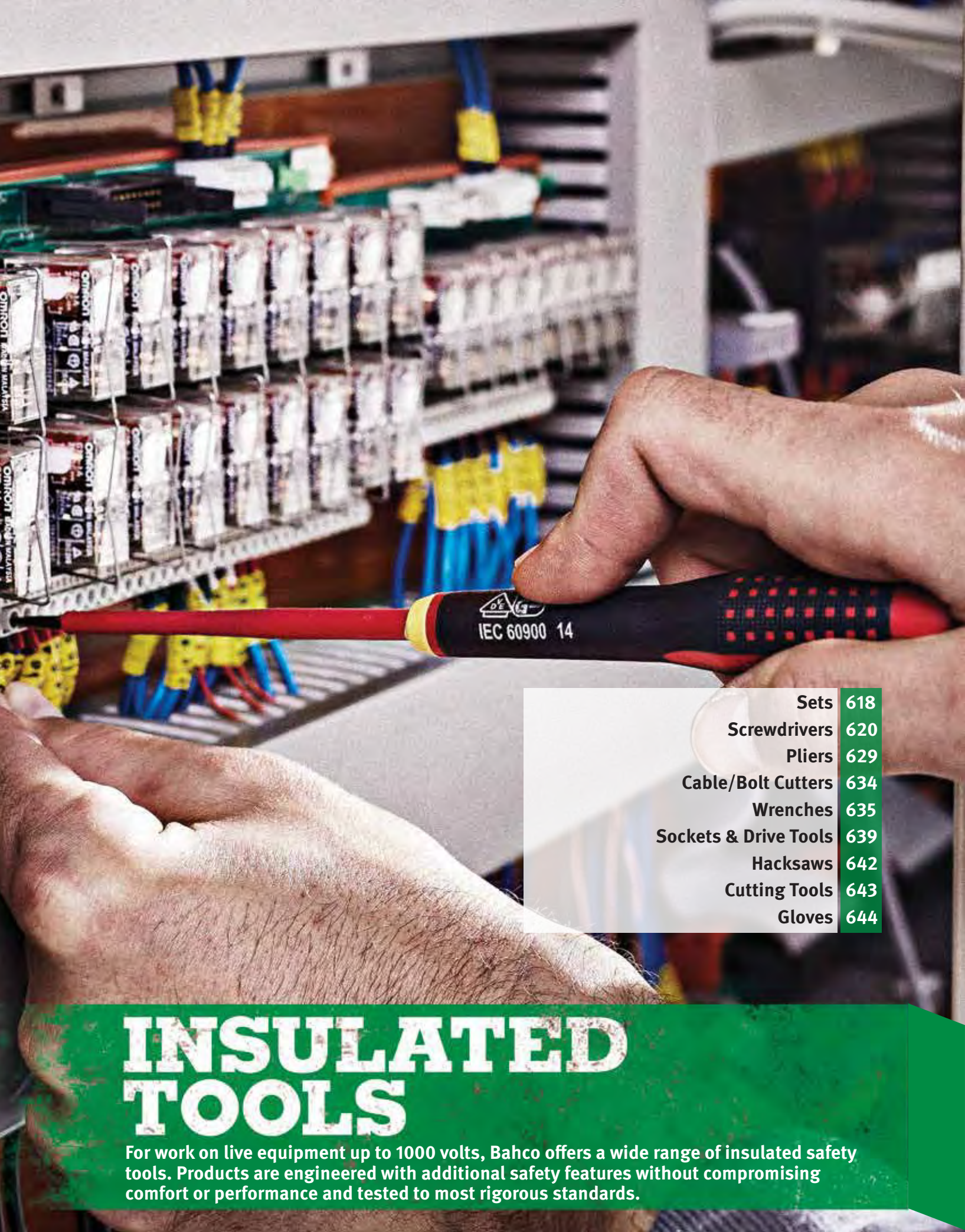
### Features

- General purpose work gloves.
- A thin PU material gives that user better touch and feel.



GL008-10US





Sets	618
Screwdrivers	620
Pliers	629
Cable/Bolt Cutters	634
Wrenches	635
Sockets & Drive Tools	639
Hacksaws	642
Cutting Tools	643
Gloves	644

# INSULATED TOOLS

For work on live equipment up to 1000 volts, Bahco offers a wide range of insulated safety tools. Products are engineered with additional safety features without compromising comfort or performance and tested to most rigorous standards.



# Insulated Tools



## Your safety is our highest priority!

Bahco has been designing and manufacturing professional tools for over 120 years. Our core value is product performance, and the tools which perform the best are also usually the safest tools.

Bahco tools are sold worldwide, but they are always backed up with local expertise. With a range of more than 200 insulated tools, Bahco offers one of the widest and most comprehensive assortments of insulated tools on the market.

All Bahco insulated tools are manufactured according to International IEC60900 & ASTM F1505-94 standards for working with live systems up to 1000VAC & 1500VDC. They follow strict quality controls and are submitted to the most stringent tests.

Bahco insulated tools comply with VDE0820 Standards and 63% of the assortment is certified by the German VDE laboratory. The new Bahco 1000V assortment is designed to get the job done quickly and safely.

## Quality guarantee

Bahco tools are engineered to achieve a high level of technical performance. The materials used are high quality and they have been carefully chosen and tested in order to provide safety and durability.

Bahco is one of the few hand-tool manufacturers that make the tools and the insulation in-house. Both the PVC dipped insulated version (most of the tools) and the handle version (pliers and screwdrivers) are manufactured entirely in Bahco factories.

Each tool is tested to 10,000 V for a period of 10 seconds to provide a high level of protection during live work.

## Routine tests in accordance with IEC60900 specification



### Dielectric test

The tools shall be immersed in water for 24 hours. A voltage of 10 kV shall then be continuously applied for 3 min. The test shall be considered successful if no electrical puncture, sparkover or flashover occurs during the test period, and if the limits of leakage current are not exceeded.



### Impact test

The tool is cooled at -25° C for two hours. Afterwards, a special hammer applies force on the insulating layer. The test shall be considered successful if the insulating material shows no breaks.



### Insulation adhesion test

The tools shall be conditioned at a temperature of 70° C for 168 h. A force of 50 N shall be applied in the direction of the line dividing the insulating material coating from the conductive part for 3 min. The insulation material must during this test stay firmly attached to the basic tool.



### Flame test

The test shall be considered as passed if the flame height on the tool does not exceed 120 mm and there is no leakage of insulated material in fusion.



### Retaining force test

This test is applied only to tools capable of being assembled. Consists of applying a force of 50 N to try to separate both tools. After a minute, both tools have to stay assembled.



### Permanent marking durability

The markings shall be rubbed for 15 s with a rag soaked in water, and then for 15 s with a rag soaked in isopropanol. After this rubbing, the marking shall still be legible.



### Penetration test

The insulating surface is pressed with a special device. A voltage of 5000 V is then applied to the tool for 3 minutes. The test shall be considered successful if no electrical puncture, sparkover or flashover occurs during the test period.



### Visual and dimensional

The tool (in particular the insulation) shall be visually checked and shall be free from external defects. The marking has to be perfectly legible and the dimensions should be in accordance with the standard.

**63% of Bahco insulated tools are certified by the German VDE laboratory**



## 1000V 11 PIECE 1/2" DRIVE SOCKET AND DRIVE TOOL SET

Product Code	Description
7811DMV	1000V 11 Piece 1/2" Drive Socket and Drive Tool Set

### Contents Include:

1/2" Drive Tools		1/2" Drive Sockets	
Product Code	Description	Product Code	Size (mm)
8150-1/2V	1000V Ratchet	7800DMV-10	10
8154-1/2V	1000V T-Handle	7800DMV-11	11
8160-1/2V	1000V Extension	7800DMV-13	13
813VDE-5.5-125	Screwdriver VDE Slotted	7800DMV-17	17
		7800DMV-19	19
		7800DMV-20	20
		7800DMV-22	22

### Features

- For work on electrical installations.
- Includes shock resistant plastic case



7811DMV



## 1000V 10 PIECE TOOL SET

Product Code	Description
3045V-1	1000V 10 Piece Tool Set

### Contents Include:

1000V Tools	
Product Code	Description
2171V-160	Side Cutting Pliers
2678V-180	Combination Pliers
2223V-150	Wire Stripping Pliers
BE-8220S	9" Slotted ergo <sup>®</sup> Screwdriver, 1/2 Tip
BE-8040S	8 3/4" Slotted ergo <sup>®</sup> Screwdriver, 5/32 Tip
BE-8050S	8 3/4" Slotted ergo <sup>®</sup> Screwdriver, 7/32 Tip
BE-8610S	8" Phillips ergo <sup>®</sup> Screwdriver, PH 1
BE-8620S	8 3/4" Phillips ergo <sup>®</sup> Screwdriver, PH 2
2820VP	Knife with Straight Blade
SC127V	Electrician Scissors

### Features

- For work on electrical installations
- A compact resistant case with basic assortment of 1000V tools



3045V-1







3045V-2



## 1000V 19 PIECE TOOL SET

Product Code	Description
3045V-2	1000V 19 Piece Tool Set

### Contents Include:

1000V Tools		1000V Open End Wrenches	
Product Code	Description	Product Code	Size (mm)
2171V-160	Side Cutting Pliers	6MV-10	10
2678V-180	Combination Pliers	6MV-11	11
2430V-160	Snip Nose Pliers	6MV-12	12
2223V-150	Wire Stripping Pliers	6MV-13	13
BE-8220S	9" Slotted ergo® Screwdriver, 1/2 Tip	6MV-14	14
BE-8040S	8 3/4" Slotted ergo® Screwdriver, 3/32 Tip	6MV-17	17
BE-8050S	8 3/4" Slotted ergo® Screwdriver, 7/32 Tip	6MV-18	18
BE-8255S	10 3/4" Slotted ergo® Screwdriver, 1/4 Tip	6MV-19	19
BE-8610S	8" Phillips ergo® Screwdriver, PH 1		
BE-8620S	8 3/4" Phillips ergo® Screwdriver, PH 2		
2820VP	Knife with Straight Blade		
SC150NGV	Electrician Scissors		

### Features

- For work on electrical installations
- A compact resistant case with basic assortment of 1000V tools



6MV/8T



## 1000V 8 PIECE OPEN END WRENCH SET, METRIC

Product Code	Description
6MV/8T	1000V 8 Piece Open End Wrench Set, Metric

### Contents Include:

1000V Tools	
Product Code	Size (mm)
6MV-10	10
6MV-11	11
6MV-12	12
6MV-13	13
6MV-14	14
6MV-17	17
6MV-18	18
6MV-19	19

### Features

- For work on electrical installations
- Supplied in a pouch





## 5 PIECE ERGO® 1000V SCREWDRIVER SET

### Three Component Handle with Black Oxide Tips

Product Code	Description
BE-9881S	5 Piece ERGO® Screwdriver Set Phillips® / Slotted

#### Contents Include:

Product Code	Overall Length (Inches)	Blade Length (Inches)	Tip Width /Point Size
BE-8220S	9	4	1/8
BE-8040S	8 3/4	4	5/32
BE-8050S	8 3/4	4	7/32
BE-8610S	8	3 3/32	#1
BE-8620S	8 3/4	4	#2

#### Features

- Contains 3 slotted and 2 Phillips® screwdrivers.
- For work on live equipment up to 1000 volts.
- The three component ergonomically designed handle provides comfort and maximum grip even with oily hands.
- Color coded handles indicates tip type and show tip type symbol on bottom of handle for quick identification.
- Chrome blades prevent corrosion and can be easily cleaned.
- Black oxide tips prevent chipping of chrome to reduce possible contamination at work location.



BE-9881S



## 5 PIECE ERGO 1000V SCREWDRIVER WITH SLIM BLADE SET

### Three Component Handle with Black Oxide Tips

Product Code	Description
BE-9881SL	5 Piece ergo Mixed Screwdriver with Slim Blade Set

#### Contents Include:

Product Code	Overall Length	Blade Length	Tip/Width/Point Size
BE-8220SL	8 3/4	4	1/8
BE-8610SL	8	4	1
BE-8620SL	8 3/4	5	2
BE-8050SL	9 3/4	5	7/32
BE-8040SL	8 3/4	4	5/32

#### Features

- Insulated screwdriver with SLIM blades developed according to the scientific ERGO™ process
- For work on live equipment up to 1000 volts
- Handle: 3-component handle, for maximum user comfort.
- Color coded handle with the screw type symbol on the domed end for easy identification of the tip
- High performance alloy steel blade, insulation molded directly onto blade. Black finish tip for higher accuracy
- Reduced blade diameter. The blades are 30% slimmer than regular insulated blades for better accessibility
- ISO 2380 / DIN 5264
- Individually inspected and manufactured according to IEC 60900



BE-9881SL





BE-9890SL



## 2 PIECE ERGO 1000V SCREWDRIVER WITH SLIM BLADE SET

### Three Component Handle with Black Oxide Tips

Product Code	Description
BE-9890SL	2 Piece ergo Screwdriver with Slim Blade Combination Tip Set

### Contents Include:

Product Code	Overall Length	Blade Length	Point Size Pozidriv®	Tip Width (inches)
BE-8710SL	8	4	1	3/16
BE-8720SL	8 1/2	5	2	1/4

### Features

- Insulated screwdriver with SLIM blades developed according to the scientific ERGO™ process.
- For work on live equipment up to 1000 volts.
- Handle: 3-component handle, for maximum user comfort.
- Color coded handles indicate tip type and show tip type symbol on bottom of handle for quick identification.
- High performance alloy steel blade, insulation molded directly onto blade. Black finish tip for higher accuracy.
- Reduced blade diameter. The blades are 30% slimmer than regular insulated blades for better accessibility.
- ISO 2380 / DIN 5264
- Individually inspected and manufactured according to IEC 60900.



BE-9891SL



## 2 PIECE ERGO 1000V SCREWDRIVER WITH SLIM BLADE SET

### Three Component Handle with Black Oxide Tips

Product Code	Description
BE-9891SL	2 Piece ergo Screwdriver with Slim Blade Phillips Set

### Contents Include:

Product Code	Overall Length	Blade Length	Point Size
BE-8610SL	8	4	1
BE-8620SL	8 3/4	5	2

### Features

- Insulated screwdriver with SLIM blades developed according to the scientific ERGO™ process.
- For work on live equipment up to 1000 volts
- Handle: 3-component handle, for maximum user comfort.
- Color coded handles indicate tip type and show tip type symbol on bottom of handle for quick identification.
- High performance alloy steel blade, insulation molded directly onto blade. Black finish tip for higher accuracy.
- Reduced blade diameter. The blades are 30% slimmer than regular insulated blades for better accessibility.
- ISO 2380 / DIN 5264
- Individually inspected and manufactured according to IEC 60900.



## 7 PIECE BAHCOFIT 1000V MIXED SCREWDRIVERS

### Two Component Handle with Black Oxide Tip

Product Code	Description
B220.027	7 Piece BAHCOFIT Screwdriver Set Slotted/Phillips

#### Contents Include:

Product Code	Overall Length (Inches)	Blade Length (Inches)	Tip Width (Inches)
B196.030.100	7 3/4"	4"	1/8"
B196.040.100	7 3/4"	4"	5/32"
B196.055.125	8 3/4"	5"	7/32"
B197.000.075	6 3/4"	3"	# 0
B197.001.080	7"	3.2"	# 1
B197.002.100	8"	4"	# 2
806-1-1	6"	3 1/8"	1/8"

#### Features

- The two component handle is a patented design which is 75% rubber and with vertical grooves provides the perfect grip.
- Tip type symbol on the handle for quick identification.
- Black oxide tips prevent chipping of chrome to reduce possible contamination of work location.
- High performance alloy steel blades prevent corrosion and can be easily cleaned.



B220.027



## 7 PIECE BAHCOFIT 1000V MIXED SCREWDRIVERS

### Two Component Handle with Black Oxide Tip

Product Code	Description
B220.007	7 Piece BAHCOFIT Screwdriver Set Slotted/Phillips

#### Contents Include:

Product Code	Overall Length (Inches)	Blade Length (Inches)	Tip Width (Inches)
B196.030.100	7 3/4"	4"	1/8"
B196.040.100	7 3/4"	4"	5/32"
B196.055.125	8 3/4"	5"	7/32"
B196.065.150	10"	6"	1/4"
B197.000.075	6 3/4"	3"	# 0
B197.001.080	7"	3.2"	# 1
B197.002.100	8"	4"	# 2

#### Features

- The two component handle is a patented design which is 75% rubber and with vertical grooves provides the perfect grip.
- Tip type symbol on the handle for quick identification.
- Black oxide tips prevent chipping of chrome to reduce possible contamination of work location.
- High performance alloy steel blades prevent corrosion and can be easily cleaned.



B220.007



## 7 PIECE BAHCOFIT 1000V MIXED SCREWDRIVERS

### Two Component Handle with Black Oxide Tip

Product Code	Description
B220.017	7 Piece BAHCOFIT Screwdriver Set Slotted/Pozidriv

#### Contents Include:

Product Code	Overall Length (Inches)	Blade Length (Inches)	Tip Width (Inches)
B196.025.075	6 3/4"	3"	3/32"
B196.040.100	7 3/4"	4"	5/32"
B196.055.125	8 3/4"	5"	7/32"
B196.065.150	10"	6"	1/4"
B142.000.075	6 3/4"	3"	# 0
B142.001.080	7"	3.2"	# 1
B142.002.100	8"	4"	# 2



B220.017







B220.005



B220.015



B220.002



## 5 PIECE BAHCOFIT 1000V MIXED SCREWDRIVERS

### Two Component Handle with Black Oxide Tip

Product Code	Description
B220.005	5 Piece BAHCOFIT Screwdriver Set Slotted/Phillips

#### Contents Include:

Product Code	Overall Length (Inches)	Blade Length (Inches)	Tip Width (Inches)
B196.030.100	7 3/4"	4"	1/8"
B196.040.100	7 3/4"	4"	5/32"
B196.055.125	8 3/4"	5"	7/32"
B197.001.080	7"	3.2"	# 1
B197.002.100	8"	4"	# 2

#### Features

- The two component handle is a patented design which is 75% rubber and with vertical grooves provides the perfect grip.
- Tip type symbol on the handle for quick identification.
- Black oxide tips prevent chipping of chrome to reduce possible contamination of work location.
- High performance alloy steel blades prevent corrosion and can be easily cleaned.



## 5 PIECE BAHCOFIT 1000V MIXED SCREWDRIVERS

### Two Component Handle with Black Oxide Tip

Product Code	Description
B220.015	5 Piece BAHCOFIT Screwdriver Set Slotted/Pozidriv

#### Contents Include:

Product Code	Overall Length (Inches)	Blade Length (Inches)	Tip Width (Inches)
B196.035.100	7 3/4"	4"	9/64"
B196.040.100	7 3/4"	4"	5/32"
B196.065.150	10"	6"	1/4"
B142.001.080	7"	3.2"	# 1
B142.002.100	8"	4"	# 2

#### Features

- The two component handle is a patented design which is 75% rubber and with vertical grooves provides the perfect grip.
- Tip type symbol on the handle for quick identification.
- Black oxide tips prevent chipping of chrome to reduce possible contamination of work location.
- High performance alloy steel blades prevent corrosion and can be easily cleaned.



## 2 PIECE BAHCOFIT 1000V MIXED SCREWDRIVERS

### Two Component Handle with Black Oxide Tip

Product Code	Description
B220.002	2 Piece BAHCOFIT Screwdriver Set Slotted/Phillips

#### Contents Include:

Product Code	Overall Length (Inches)	Blade Length (Inches)	Tip Width (Inches)
B196.030.100	7 3/4"	4"	1/8"
B197.001.080	7"	3.2"	# 1

#### Features

- The two component handle is a patented design which is 75% rubber and with vertical grooves provides the perfect grip.
- Tip type symbol on the handle for quick identification.
- Black oxide tips prevent chipping of chrome to reduce possible contamination of work location.
- High performance alloy steel blades prevent corrosion and can be easily cleaned.



## 7 PIECE INSULATED RATCHETING SCREWDRIVER SETS

**A must have tool for electricians.**

Product Code	Style	Blade Tip Sizes Included
808061	Phillips and Slotted Blades	PH1, PH2, 0.4X2.5, 0.5X3.0, 0.8X4.0, 1.0X 5.5, Handle
808062	Pozidriv and Slotted Blades	PZ1, PZ2, 0.4X2.5, 0.5X3.0, 0.8 X 4.0, 1.0 X 5.5, Handle

### Spare Blades & Handles:

Product Code	Description
808060	Spare Handle
8610SL-2P	PH1
8620SL-2P	PH2
8810SL-2P	PZ1
8820SL-2P	PZ2
8010SL-2P	.4 x 2.5
8220SL-2P	.5 x 3.0
8040SL-2P	.8 x 4.0
8050SL-2P	1 x 5.5
8910SL-2P	T10
8915SL-2P	T15
8920SL-2P	T20
8925SL-2P	T25
8930SL-2P	T30
8510SL-2P	Combi-tip PH1 / 5.0x100
8520SL-2P	Combi-tip PH2 / 6.0x100
8710SL-2P	Combi-tip PZ1 / 5.0x100
8720SL-2P	Combi-tip PZ2 /6.0x100

### Features

- The blade release system built in the comfortable handle makes it easy and safe to change the slim blades without the blades falling out.
- The blades are 30% slimmer than the blade of a regular insulated screwdriver for better accessibility and more applications such as sunken screws and spring elements.
- For working on live equipment up to 1000 volts.
- Complete with roll up pouch with clear 1000v indication
- IEC 60900 compliant
- Blades furnished in 2-packs



808061



The blade release system built in the comfortable handle makes it easy and safe to change the slim blades without the blades falling out. The blades are 30% slimmer than the blade of a regular insulated screwdriver for better accessibility and more applications (e.g. sunken screws and spring elements). a must have tool for electricians.



### RATCHETING

The 808060 has a 48 tooth non-conductive ratcheting mechanism





## 1000V ERGO® SLOTTED SCREWDRIVERS

Three Component Handle with Black Oxide Tips

Product Code	Overall Length (Inches)	Blade Length (Inches)	Tip Width (Inches)
BE-8010S	8	3	3/32
BE-8220S	8 3/4	4	1/8
BE-8230S	9 3/4	5	9/64
BE-8040S	8 3/4	4	5/32
BE-8050S	9 3/4	5	7/32
BE-8255S	10 3/4	6	1/4
BE-8065S	11 3/4	7	5/16

### Features

- The three component ergonomically designed handle provides comfort and maximum grip even with oily hands.
- Color coded handles indicates tip type and show tip type symbol on bottom of handle for quick identification.
- Black oxide tips prevent chipping of chrome to reduce possible contamination at work location.



BE-8255S



## 1000V ERGO® PHILLIPS® SCREWDRIVERS

Three Component Handle with Black Oxide Tips

Product Code	Overall Length (Inches)	Blade Length (Inches)	Point Size
BE-8600S	6 3/8	2 3/8	0
BE-8610S	8	3 5/32	1
BE-8620S	8 3/4	4	2
BE-8630S	10 3/4	6	3
BE-8640S **	14 1/4	8	4

\*\* Dual grip handle for two-handed operation provides extra torque when necessary

### Features

- The three component ergonomically designed handle provides comfort and maximum grip even with oily hands.
- Color coded handles indicates tip type and show tip type symbol on bottom of handle for quick identification.
- Black oxide tips prevent chipping of chrome to reduce possible contamination at work location.



BE-8620S

BE-8640S



## 1000V ERGO SLOTTED SCREWDRIVERS WITH SLIM BLADES

### Three Component Handle with Black Oxide Tips

Product Code	Overall Length (inches)	Blade Length (inches)	Tip Width (inches)
BE-8255SL	10 3/4"	6"	1/4"
BE-8230SL	8 3/4"	4"	9/64"
BE-8220SL	8 3/4"	4"	1/8"
BE-8050SL	9 3/4"	5"	7/32"
BE-8040SL	8 3/4"	4"	5/32"

### Features

- Insulated screwdriver with SLIM blades for slotted head screws developed according to the scientific ERGO™ process
- For work on live equipment up to 1000 volts
- Handle: 3-component handle, for maximum user comfort.
- Color coded handles indicate tip type and show tip type symbol on bottom of handle for quick identification.
- High performance alloy steel blade, insulation molded directly onto blade. Black finish tip for higher accuracy
- Reduced blade diameter. The blades are 30% slimmer than regular insulated blades for better accessibility
- ISO 2380 / DIN 5264
- Individually inspected and manufactured according to IEC 60900



BE-8220SL



## 1000V ERGO PHILLIPS SCREWDRIVERS WITH SLIM BLADES

### Three Component Handle with Black Oxide Tips

Product Code	Overall Length (inches)	Blade Length (inches)	Point Size
BE-8610SL	8"	4"	1
BE-8620SL	8 3/4"	5"	2

### Features

- Insulated screwdriver with SLIM blades for Phillips head screws developed according to the scientific ERGO™ process
- For work on live equipment, up to 1000 V.
- Handle: 3-component handle, for maximum user comfort.
- Color coded handles indicate tip type and show tip type symbol on bottom of handle for quick identification.
- High performance alloy steel blade, insulation molded directly onto blade. Black finish tip for higher accuracy.
- Reduced blade diameter. The blades are 30% slimmer than regular insulated blades for better accessibility.
- ISO 8764 / DIN 5260
- Individually inspected and manufactured according to IEC 60900.



BE-8610SL



## 1000V ERGO COMBINATION TIP SCREWDRIVERS WITH SLIM BLADES

### Three Component Handle with Black Oxide Tips

Product Code	Overall Length (inches)	Blade Length (inches)	Point Size	Tip Width (inches)
BE-8510SL	8 1/2"	5"	1	3/16"
BE-8520SL	8"	4"	2	1/4"

### Features

- Insulated screwdriver with SLIM blades for combination slotted/Phillips tip head screws developed according to the scientific ERGO™ process.
- For work on live equipment, up to 1000 V.
- Handle: 3-component handle, for maximum user comfort.
- Color coded handles indicate tip type and show tip type symbol on bottom of handle for quick identification.
- High performance alloy steel blade, insulation molded directly onto blade. Black finish tip for higher accuracy.
- Reduced blade diameter. The blades are 30% slimmer than regular insulated blades for better accessibility.
- ISO 8764 / DIN 5260
- Individually inspected and manufactured according to IEC 60900.



BE-8520SL





## 1000V ERGO COMBINATION TIP SCREWDRIVERS WITH SLIM BLADES

### Three Component Handle with Black Oxide Tips

Product Code	Overall Length (inches)	Blade Length (inches)	Point Size	Tip Width (inches)
BE-8710SL	8"	4"	1	3/16"
BE-8720SL	8 1/2"	5"	2	1/4"

#### Features

- Insulated screwdriver with SLIM blades for combination slotted/Pozidriv tip head screws developed according to the scientific ERGO™ process
- For work on live equipment, up to 1000 V
- Handle: 3-component handle, for maximum user comfort.
- Color coded handles indicate tip type and show tip type symbol on bottom of handle for quick identification.
- High performance alloy steel blade, insulation molded directly onto blade. Black finish tip for higher accuracy
- Reduced blade diameter. The blades are 30% slimmer than regular insulated blades for better accessibility
- ISO 8764 / DIN 5260
- Individually inspected and manufactured according to IEC 60900



BE-8710SL



## 1000V ERGO POZIDRIV® SCREWDRIVERS WITH SLIM BLADES

### Three Component Handle with Black Oxide Tips

Product Code	Overall Length (inches)	Blade Length (inches)	Point Size
BE-8810SL	8"	4"	1
BE-8820SL	12 1/2"	8"	2

#### Features

- Insulated screwdriver with SLIM blades for Pozidriv head screws developed according to the scientific ERGO™ process
- For work on live equipment, up to 1000 V
- Handle: 3-component handle, for maximum user comfort.
- Color coded handles indicate tip type and show tip type symbol on bottom of handle for quick identification.
- High performance alloy steel blade, insulation molded directly onto blade. Black finish tip for higher accuracy
- Reduced blade diameter. The blades are 30% slimmer than regular insulated blades for better accessibility
- ISO 8764 / DIN 5260
- Individually inspected and manufactured according to IEC 60900



BE-8810SL



## 1000V ERGO TORX® SCREWDRIVERS WITH SLIM BLADES

### Three Component Handle with Black Oxide Tips

Product Code	Overall Length (inches)	Blade Length (inches)	TORX® Size
BE-8910SL	7 3/8"	4"	T10
BE-8915SL	7 3/8"	4"	T15
BE-8920SL	7 3/8"	4"	T20
BE-8925SL	8"	5"	T25
BE-8930SL	8 3/4"	6"	T30

#### Features

- Insulated screwdriver with SLIM blades for TORX® head screws developed according to the scientific ERGO™ process
- For work on live equipment, up to 1000 V
- Handle: 3-component handle, for maximum user comfort.
- Color coded handles indicate tip type and show tip type symbol on bottom of handle for quick identification.
- High performance alloy steel blade, insulation molded directly onto blade. Black finish tip for higher accuracy
- Reduced blade diameter. The blades are 30% slimmer than regular insulated blades for better accessibility
- ISO 8764 / DIN 5260
- Individually inspected and manufactured according to IEC 60900



BE-8910SL



### 1000V BAHCOFIT SLOTTED SCREWDRIVER

Two Component Handle with Black Oxide Tip

Product Code	Overall Length (Inches)	Blade Length (Inches)	Tip Width (Inches)
B196.025.075	6 3/4"	3"	3/32"
B196.030.100	7 3/4"	4"	1/8"
B196.035.100	7 3/4"	4"	9/64"
B196.040.100	7 3/4"	4"	5/32"
B196.055.125	8 3/4"	5"	7/32"
B196.065.150	10"	6"	1/4"
B196.080.175	11 1/2"	7"	5/16"
B196.100.200	12 1/2"	8"	3/8"
B196.120.200	12 1/2"	8"	1/2"



B196.035.100



### 1000V BAHCOFIT PHILLIPS SCREWDRIVER

Two Component Handle with Black Oxide Tip

Product Code	Overall Length (Inches)	Blade Length (Inches)	Point Size
B197.000.075	6 3/4"	3"	0
B197.001.080	7"	3.2"	1
B197.002.100	8"	4"	2
B197.003.150	10 1/2"	6"	3
B197.004.200	12 1/2"	8"	4



B197.002.100



### 1000V BAHCOFIT POZIDRIV SCREWDRIVER

Two Component Handle with Black Oxide Tip

Product Code	Overall Length (Inches)	Blade Length (Inches)	Point Size
B142.000.075	6 3/4"	3"	# 0
B142.001.080	7"	3.2"	# 1
B142.002.100	8"	4"	# 2
B142.003.150	10 1/2"	6"	# 3



B142.002.100



### 1000V BAHCOFIT NUTDRIVER

Two Component Handle with Black Oxide Tip

Product Code	Overall Length (Inches)	Blade Length (Inches)	Size (mm)
B199.055.125	9"	5"	5.5
B199.060.125	9"	5"	6
B199.070.125	9 1/2"	5"	7
B199.080.125	9 1/2"	5"	8
B199.090.125	9 1/2"	5"	9
B199.100.125	9 1/2"	5"	10
B199.110.125	9 1/2"	5"	11
B199.120.125	9 1/2"	5"	12
B199.130.125	9 1/2"	5"	13



B199.055.125

#### Features

- The two component handle is a patented design which is 75% rubber and with vertical grooves provides the perfect grip.
- Tip type symbol on the handle for quick identification
- Black oxide tips prevent chipping of chrome to reduce possible contamination of work location.
- High performance alloy steel blades prevent corrosion and can be easily cleaned.





806-1-1



## BAHCOFIT VOLTAGE TESTER

Clear transparent plastic hand, impact resistant

Product Code	Overall Length (Inches)	Blade Length (Inches)	Size (mm)
806-1-1	6"	3 1/8"	1/8

### Features

- Mains tester 150-250V
- Handle is clear transparent plastic handle, impact resistant
- Blade is high quality steel, Nickel plated blade. Plastic protection up to the tip



2203V-8



## 1000V HEAVY DUTY STRAIGHT HEAD DIAGONAL CUTTING PLIERS

For protection against inadvertent shock when working on circuits up to 1000V.

Product Code	Length	Jaw Length (Inches)	Maximum Cutting Capacity (Inches)
2203V-5	5 1/4	9/16	1/16 Piano Wire
2203V-8	8 3/16	13/16	3/32 Piano Wire

### Features

- 3 layer coating insulation with different colors plus a 4th one in black to further protect handle edges. Red: safety. Orange: danger. Yellow: high danger
- High frequency hardened cutting edges hold their precision sharpened cutting surfaces.



2213V-8



## 1000V HEAVY DUTY ANGLED HEAD DIAGONAL CUTTING PLIERS

For protection against inadvertent shock when working on circuits up to 1000V.

Product Code	Length	Jaw Length (Inches)	Maximum Cutting Capacity (Inches)
2213V-8	8 1/16	13/16	3/32 Piano Wire

### Features

- 3 layer coating insulation with different colors plus a 4th one in black to further protect handle edges. Red: safety. Orange: danger. Yellow: high danger
- High leverage joint placement to reduce the cutting force. Unique screw joint design ensures a smooth joint action.
- The 14 degree angled head enables better accessibility in working situations and leaves free space for your hand.





### 1000V COMBINATION PLIERS

For protection against inadvertent shock when working on circuits up to 1000V.

Product Code	Length (inches)
2678V-180	7

#### Features

- 3 layer coating insulation with different colors plus a 4th one in black to further protect handle edges. Red: safety. Orange: danger. Yellow: high danger
  - Cuts from 1.0 mm soft wire to 1.6 mm hard wire
  - Chrome plated finish
- ISO: 5746 DIN: 5746



2678V-180



### 1000V WIRE STRIPPING PLIERS

For protection against inadvertent shock when working on circuits up to 1000V.

Product Code	Length (inches)
2223V-150	6 1/4

#### Features

- 3 layer coating insulation with different colors plus a 4th one in black to further protect handle edges. Red: safety. Orange: danger. Yellow: high danger
- Maximum cable diameter 5 mm; Maximum cable section 10 mm 2
- Chrome plated finish



2223V-150



### 1000V ROUND NOSE PLIERS

For protection against inadvertent shock when working on circuits up to 1000V.

Product Code	Length (inches)
2521V-160	6 1/4

#### Features

- 3 layer coating insulation with different colors plus a 4th one in black to further protect handle edges. Red: safety. Orange: danger. Yellow: high danger
  - Suited for wire-bending work
  - Chrome plated finish
- ISO: 5745 DIN: 5745



2521V-160







## 1000V SNIPE NOSE PLIERS

For protection against inadvertent shock when working on circuits up to 1000V.



2430V-160

Product Code	Length (inches)	Jaw Length (inches)
2430V-160	6 1/4	1 7/8
2430V-200	8	2 7/8

### Features

- 3 layer coating insulation with different colors plus a 4th one in black to further protect handle edges. Red: safety. Orange: danger. Yellow: high danger
- Cutting capacity from 1.0 mm soft wire to 1.6 mm hard wire
- Chrome plated finish

ISO: 5745 DIN: 5745



## 1000V SNIPE NOSE PLIERS BENT TIP 60°

For protection against inadvertent shock when working on circuits up to 1000V.



2427V-200

Product Code	Length (inches)	Jaw Length (inches)
2427V-200	8	2 3/4

### Features

- 3 layer coating insulation with different colors plus a 4th one in black to further protect handle edges. Red: safety. Orange: danger. Yellow: high danger
- Tips angled at 60°
- Cutting capacity from 1.0 mm soft wire to 1.6 mm hard wire
- Chrome plated finish

ISO: 5745 DIN: 5745



## 1000V FLAT NOSE PLIERS

For protection against inadvertent shock when working on circuits up to 1000V.



2421V-160

Product Code	Length (inches)	Jaw Length (inches)
2421V-160	6 1/4	1 7/8

### Features

- 3 layer coating insulation with different colors plus a 4th one in black to further protect handle edges. Red: safety. Orange: danger. Yellow: high danger
- Good grip and improved accessibility in confined spaces
- Chrome plated finish

ISO: 5745 DIN: 5745





### 1000V END CUTTING PLIERS

**For protection against inadvertent shock when working on circuits up to 1000V.**

Product Code	Length (inches)	Jaw Length (inches)
527V-160	6 ¼	¼
527V-200	8	¼

#### Features

- 3 layer coating insulation with different colors plus a 4th one in black to further protect handle edges. Red: safety. Orange: danger. Yellow: high danger
  - Cuts from 1.0 mm soft wire to 1.6 mm hard wire
  - Chrome plated finish
- ISO: 5748 DIN: 5748



527V-160



### 1000V SIDE CUTTING PLIERS

**For protection against inadvertent shock when working on circuits up to 1000V.**

Product Code	Length (inches)	Jaw Length (inches)
2171V-160	6 ¼	¾
2171V-180	7	¾

#### Features

- 3 layer coating insulation with different colors plus a 4th one in black to further protect handle edges. Red: safety. Orange: danger. Yellow: high danger
  - Cuts from 0.5 mm soft wire to 1.6 mm hard wire
  - Chrome plated finish
- ISO: 5749, DIN: 5749



2171V-180



### 1000V HEAVY DUTY SIDE CUTTING PLIERS

**For protection against inadvertent shock when working on circuits up to 1000V.**

Product Code	Length (inches)	Jaw Length (inches)
2191V-200	8	¾

#### Features

- 3 layer coating insulation with different colors plus a 4th one in black to further protect handle edges. Red: safety. Orange: danger. Yellow: high danger
  - Cuts piano wire
  - Chrome plated finish
- ISO: 5749, DIN: 5749



2191V-200





2628S



## 1000V SIDE CUTTING COMBINATION PLIERS

### With Insulated Grips

Product Code	Overall Length (Inches)	Jaw Length (Inches)	Maximum Cutting Capacity (Inches)
2628S-180	7	1 7/16	5/64 Hard Steel
2628S-200	8	1 1/2	7/64 Hard Steel

### Features

- Extra thick grip handles with thumb stops, provides protection up to 1000 volts.
- High-leverage joint placement to reduce the cutting force. Joint design ensures a smooth joint action.
- Heavy-duty design - high performance tool steel construction adds extra strength.



2101S



## 1000V DIAGONAL CUTTING PLIERS

### With Insulated Grips

Product Code	Overall Length (Inches)	Jaw Length (Inches)	Maximum Cutting Capacity (Inches)
2101S-140	5 1/2	5/8	1/16 Piano Wire
2101S-160	6 1/4	3/4	1/16 Piano Wire
2101S-180	7	13/16	5/64 Piano Wire

### Features

- Extra thick grip handles with thumb stops, provides protection up to 1000 volts.
- Edges near the joint are shaped for cutting hard materials such as thick single wires.
- Towards the tip they are adapted for soft materials and for stripping wires of thinner dimensions.
- Jaws are made from specially hardened steel so they stay sharp longer.



2430S

2427S



## 1000V NOSE PLIERS

### With Insulated Grips

Product Code	Style	Overall Length (Inches)	Maximum Cutting Capacity (Inches)
2430S-200	straight	8	1/16 Hard Steel
2427S-200	curved	8	5/64 Hard Steel

### Features

- High performance tool steel construction adds extra strength.
- Extra thick grip handles with thumb stops, provides protection up to 1000 volts.





### 1000V CABLE CUTTER

#### With Insulated Grips

Product Code	Overall Length (Inches)	Cable Cutting Capacity (Inches) / Description	Replacement Blade Kit
2520S	23 5/8	1 3/16 Aluminum/Copper without Messenger Wire	2520-SH

#### Features

- For cuts on ferrous material, only use cutting notch that is provided below top cutting blades in jaws.
- Extra thick grip handles on insulated cutter provides protection up to 1000 volts.



2520S



### 1000V RATCHET ACTION CABLE CUTTER

#### For protection against inadvertent shock when working on circuits up to 1000V.

Product Code	Length (inches)	Cutting Capacity (Inches)
2806-35V	9	1 1/2
2806-52V	13	2

#### Features

- 3 layer coating insulation with different colors plus a 4th one in black to further protect handle edges. Red: safety. Orange: danger. Yellow: high danger
- One hand operation, easy release of the movable jaw
- For cutting copper and aluminum cables
- Not suitable for hard copper, steel cables, or internal steel wire cables
- Clean and smooth cut without distortion



2806-35V




### 1000V BOLT CUTTER

#### For protection against inadvertent shock when working on circuits up to 1000V.

Product Code	Length (inches)	Wire types Ø mm w		
		80kg/mm <sup>2</sup>	120kg/mm <sup>2</sup>	160kg/mm <sup>2</sup>
2820VBC	25	9	8	7

#### Features

- 3 layer coating insulation with different colors plus a 4th one in black to further protect handle edges. Red: safety. Orange: danger. Yellow: high danger
- Forged head; Induction hardened cutting edges
- Long arms with lever-action head, allows cutting of hard wires with very little effort.



2820VBC







## 1000V OFFSET BOX END WRENCH - SAE

For protection against inadvertent shock when working on circuits up to 1000V.

Product Code	Size (Inches)	Overall Length (Inches)	Open End Width (Inches)	Open End Thickness (Inches)
2ZV-5/16	5/16	6	1/2	1/4
2ZV-3/8	3/8	6 1/4	5/8	1/4
2ZV-7/16	7/16	7	3/4	3/8
2ZV-1/2	1/2	7 1/2	3/4	3/8
2ZV-9/16	9/16	7 3/4	1	3/8
2ZV-5/8	5/8	7 7/8	1	3/8
2ZV-3/4	3/4	8	1	3/8
2ZV-11/16	11/16	8 3/4	1 1/8	3/8
2ZV-13/16	13/16	9 1/4	1 1/4	1/2
2ZV-7/8	7/8	9 3/4	1 1/4	1/2
2ZV-15/16	15/16	10 1/2	1 3/8	1/2
2ZV-1	1	10 3/4	1 1/2	1/2
2ZV-1.1/16	1 1/16	11	1 1/2	1/2

### Features

- 2 layer coating insulation with different colors plus a 3rd one in black to further protect handle edges on spanners from 6 mm to 16 mm. Red: safety. Yellow: danger
- 3 layer coating insulation with different colors plus a 4th one in black to further protect handle edges on spanners from 17 mm to 32 mm. Red: safety. Orange: danger. Yellow: high danger
- Material: Chrome-Vanadium steel
- Opening tolerance according to ISO 691



2ZV-5/8



## 1000V OFFSET BOX END WRENCH - METRIC

For protection against inadvertent shock when working on circuits up to 1000V.

Product Code	Size (mm)	Overall Length (Inches)	Box End Diameter (Inches)	Box End Thickness (Inches)
2MV6	6	5 1/2	3/8	1/4
2MV7	7	5 3/4	1/2	1/4
2MV8	8	6	1/2	1/4
2MV9	9	6	3/8	1/4
2MV10	10	6 1/4	3/8	1/4
2MV11	11	6 3/4	3/4	1/4
2MV12	12	7	3/4	3/8
2MV13	13	7	3/4	3/8
2MV14	14	7 1/2	3/4	3/8
2MV15	15	7 3/4	1	3/8
2MV16	16	7 7/8	1	3/8
2MV17	17	8	1	3/8
2MV18	18	8 1/2	1	3/8
2MV19	19	8 3/4	1 1/8	3/8
2MV21	21	9 1/4	1 1/4	1/2
2MV22	22	9 3/4	1 1/4	1/2
2MV23	23	10	1 3/8	1/2
2MV24	24	10 1/2	1 3/8	1/2

### Features

- 2 layer coating insulation with different colors plus a 3rd one in black to further protect handle edges on spanners from 6 mm to 16 mm. Red: safety. Yellow: danger
- 3 layer coating insulation with different colors plus a 4th one in black to further protect handle edges on spanners from 17 mm to 32 mm. Red: safety. Orange: danger. Yellow: high danger
- Material: Chrome-Vanadium steel
- Opening tolerance according to ISO 691



2MV16



## 1000V CROSS WRENCH

For protection against inadvertent shock when working on circuits up to 1000V.

Product Code	Length (mm)	Opening (mm)
2820V13	210	7x9x11x13
2820V17	210	8x10x13x17

### Features

- 2 layer coating insulation with different colors Red: safety. Yellow: danger
- Material: Chrome-Vanadium steel
- 6 point openings with standard profile
- Opening tolerance according to ISO 691



2820V13



### 1000V OPEN END WRENCH - SAE

For protection against inadvertent shock when working on circuits up to 1000V

Product Code	Size (Inches)	Overall Length (Inches)	Open End Width (Inches)	Open End Thickness (Inches)	Layers Coating
6ZV-5/16	5/16	3 5/8	1 1/16	3/16	2
6ZV-3/8	3/8	4 1/4	1 5/16	3/16	2
6ZV-7/16	7/16	4 9/16	1	3/16	2
6ZV-1/2	1/2	5 1/2	1 1/4	1/4	2
6ZV-9/16	9/16	6	1 1/4	1/4	2
6ZV-5/8	5/8	6 3/16	1 1/4	1/4	2
6ZV-11/16	11/16	6 3/8	1 7/16	1/4	3
6ZV-3/4	3/4	7	1 11/16	5/16	3
6ZV-13/16	13/16	7 1/4	1 13/16	5/16	3
6ZV-7/8	7/8	7 3/8	1 7/8	5/16	3
6ZV-15/16	15/16	8 1/4	2	5/16	3
6ZV-1	1	8 3/8	2 1/8	5/16	3
6ZV-1.1/16	1 1/16	8 3/8	2 1/4	3/8	3
6ZV-1.1/8	1 1/8	9 1/4	2 3/8	0.38	3
6ZV-1.3/16	1 3/16	9 7/16	2 1/2	3/8	3
6ZV-1.1/4	1 1/4	9 13/16	2 11/16	3/8	3

#### Features

- 2 layer coating insulation with different colors plus a 3rd one in black to further protect handle edges on spanners from 5/16" to 3/8". Red: safety. Yellow: danger
- 3 layer coating insulation with different colors plus a 4th one in black to further protect handle edges on spanners from 11/16" to 1 1/4". Red: safety. Orange: danger. Yellow: high danger
- Material: Chrome-Vanadium steel

Opening tolerance according to ISO 691



6ZV-1



### 1000V OPEN END WRENCH - METRIC

For protection against inadvertent shock when working on circuits up to 1000V

Product Code	Size (mm)	Overall Length (Inches)	Open End Width (Inches)	Open End Thickness (Inches)	Layers Coating
6MV6	6	3 3/8	9/16	1/8	2
6MV7	7	3 3/8	1 1/16	1/8	2
6MV8	8	3 3/8	1 1/16	3/16	2
6MV9	9	3 3/8	1 3/16	3/16	2
6MV10	10	4 1/4	1 5/16	3/16	2
6MV11	11	4 9/16	1	3/16	2
6MV12	12	5	1 1/8	3/16	2
6MV13	13	5 1/16	1 1/4	3/16	2
6MV14	14	5 1/2	1 1/4	1/4	2
6MV15	15	6	1 1/4	1/4	2
6MV16	16	6 3/16	1 1/4	1/4	2
6MV17	17	6 3/8	1 3/16	1/4	3
6MV18	18	6 3/8	1 3/16	1/4	3
6MV19	19	6 3/8	1 5/8	1/4	3
6MV20	20	7	1 11/16	5/16	3
6MV21	21	7 1/4	1 13/16	5/16	3
6MV22	22	7 3/8	1 7/8	5/16	3
6MV23	23	8	1 7/8	5/16	3
6MV24	24	8 1/4	2	5/16	3
6MV27	27	8 7/8	2 5/16	3/8	3
6MV30	30	9 7/16	2 1/2	3/8	3
6MV32	32	9 13/16	2 11/16	3/8	3

#### Features

- 2 layer coating insulation with different colors plus a 3rd one in black to further protect handle edges on spanners from 6 mm to 16 mm. Red: safety. Yellow: danger
- 3 layer coating insulation with different colors plus a 4th one in black to further protect handle edges on spanners from 17 mm to 32 mm. Red: safety. Orange: danger. Yellow: high danger
- Material: Chrome-Vanadium steel

Opening tolerance according to ISO 691



6MV-27





## 1000V ADJUSTABLE WRENCHES

**For protection against inadvertent shock when working on circuits up to 1000V.**



8071V

Product Code	Length (inches)	Max Jaw Opening	Head Thickness
8070V	6	3/4	7/16
8071V	8	1 1/16	1/2
8072V	10	1 3/16	5/8
8073V	12	1 5/16	3/4
8074V	15	1 3/4	15/16

### Features

- 3 layer coating insulation with different colors plus a 4th one in black to further protect handle edges. Red: safety. Orange: Caution. Yellow: danger
- Material: Chrome-Vanadium steel
- The movable jaw slides easily by smoothly operating the thumb screw

Complies with ISO and ANSI torque requirements.

Head dimensions comply with ISO 6787 standards



## 1000V ADJUSTABLE WRENCHES FULLY INSULATED

**For protection against inadvertent shock when working on circuits up to 1000V.**



8071VLT

Product Code	Length (inches)	Max Jaw Opening	Head Thickness
8071VLT	8	1 1/4	3/4
8072VLT	10	1 3/8	1
8073VLT	12	1 1/2	1 1/4

### Features

- 3 layer coating insulation on the complete wrench with different colors plus a 4th one in black to further protect handle edges. Red: safety Orange: Caution. Yellow: danger
- Chrome-Vanadium steel
- The movable jaw slides easily by smoothly operating the side screw

Exceed ISO and ANSI torque requirements





### 1000V HEX KEY

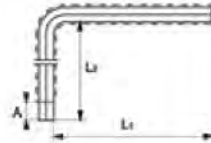
For protection against inadvertent shock when working on circuits up to 1000V

Product Code	Size (MM)	Overall Length (Inches)	Non-Insulated Tip Length (Inches)	Key Length (Inches)
1999MV-3	3	4 3/4	5/16	3
1999MV-4	4	4 3/4	5/16	3
1999MV-5	5	4 3/4	5/16	3
1999MV-6	6	4 3/4	3/8	3 3/8
1999MV-7	7	4 3/4	3/8	3 5/8
1999MV-8	8	4 3/4	3/8	4
1999MV-9	9	4 3/4	1/2	4
1999MV-10	10	4 3/4	1/2	4 1/2
1999MV-12	12	4 3/4	1/2	5

#### Features

- 3 layer coating insulation with different colors plus a 4th one in black to further protect handle edges. Red: safety. Orange: danger. Yellow: high danger
- Material: Chrome-Vanadium steel

Hex dimensions and torque requirements comply with those given in ISO standards



1999MV-3



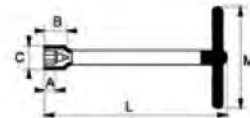
### 1000V T-HANDLE SOCKET WRENCH

For protection against inadvertent shock when working on circuits up to 1000V

Product Code	Size (MM)	Overall Length (Inches)	Broach Depth (Inches)	Bolt Clearance (Inches)	Working End Diameter (Inches)	Handle Length (Inches)
28MV-8	8	7 3/4	5/16	1 1/4	5/8	5
28MV-9	9	7 3/4	5/16	1 1/4	11/16	5
28MV-10	10	7 3/4	5/16	1 1/4	3/4	5
28MV-11	11	7 3/4	3/8	1 1/2	13/16	5
28MV-12	12	7 3/4	3/8	1 3/4	7/8	5 1/2
28MV-13	13	7 3/4	1/2	1 3/4	7/8	5 1/2
28MV-14	14	7 3/4	1/2	1 3/4	1	5 1/2
28MV-15	15	7 3/4	1/2	1 3/4	1	5 1/2
28MV-16	16	7 3/4	1/2	2	1 1/8	5 1/2
28MV-17	17	7 3/4	1/2	2	1 1/8	5 1/2
28MV-18	18	7 3/4	1/2	2 1/4	1 1/8	5 1/2
28MV-19	19	7 3/4	11/16	2 1/4	1 1/4	5 1/2
28MV-20	20	7 3/4	25/32	2 1/2	1 1/4	5 1/2
28MV-21	21	7 3/4	25/32	2 1/2	1 1/4	5 1/2
28MV-22	22	7 3/4	25/32	2 1/2	1 3/8	5 1/2

#### Features

- 3 layer coating insulation with different colors plus a 4th one in black to further protect handle edges. Red: safety. Orange: danger. Yellow: high danger
  - Material: Chrome-Vanadium steel
  - 6 point Dynamic-Drive Profile
- Opening tolerance according to ISO 691



28MV-10







7750V



## 1000V 3/8" RATCHET

For protection against inadvertent shock when working on circuits up to 1000V.

Product Code	Overall Length (Inches)
7750V	8 1/4

### Features

- 3 layer coating insulation with different colors plus a 4th one in black to further protect handle edges. Red: safety. Orange: danger. Yellow: high danger
- Material: Chrome-Vanadium steel



7400DMV-10



## 1000V 3/8" DRIVE SOCKET - METRIC

For protection against inadvertent shock when working on circuits up to 1000V.

Product Code	Size (mm)	Overall Length (Inches)	Drive End Diameter (Inches)	Working End Diameter (Inches)	Nose Length (Inches)
7400DMV-10	10	1 1/2	7/8	3/4	1/4
7400DMV-11	11	1 1/2	7/8	3/4	1/4
7400DMV-12	12	1 1/2	7/8	3/4	1/4
7400DMV-13	13	1 1/2	7/8	1	3/8
7400DMV-14	14	1 1/2	7/8	1	3/8
7400DMV-17	17	1 1/2	7/8	1	3/8
7400DMN-19	19	1 1/2	7/8	1	3/8

## 1000V 3/8" DRIVE SOCKET - SAE

For protection against inadvertent shock when working on circuits up to 1000V.

Product Code	Size (Inches)	Overall Length (Inches)	Drive End Diameter (Inches)	Working End Diameter (Inches)	Nose Length (Inches)
7400DZV-3/8	3/8"	1 1/2	7/8	3/4	1/4
7400DZV-7/16	7/16"	1 1/2	7/8	3/4	1/4
7400DZV-1/2	1/2"	1 1/2	7/8	3/4	1/4
7400DZV-9/16	9/16"	1 1/2	7/8	1	3/8
7400DZV-5/8	5/8"	1 1/2	7/8	1	3/8
7400DZV-11/16	11/16"	1 1/2	7/8	1	3/8
7400DZV-3/4	3/4"	1 1/2	7/8	1	3/8



7400DMZV-1/2

### Features

- 2 layer coating insulation with different colors. Red: safety. Yellow: danger
- Material: Chrome-Vanadium steel
- 12 point Dynamic-Drive Profile

Both square and 12 point openings according to the tolerance and torque requirements given in ISO standards 12 point Dynamic-Drive Profile





### 1000V 1/2" RATCHET


**For protection against inadvertent shock when working on circuits up to 1000V.**

Product Code	Length (inches)	A	B	C
8150-1/2V	10 1/2	3	2	1/2

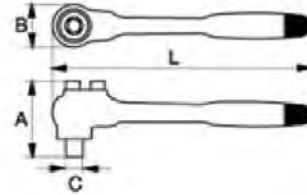
#### Features

- 3 layer coating insulation with different colors plus a 4th one in black to further protect handle edges. Red: safety. Orange: danger. Yellow: high danger
- Material: Chrome-Vanadium steel
- One of the buttons is a lever to change the ratcheting direction; the other is a push button to lock or release the socket to the male square drive
- 28 teeth ratchet to operate at a 13° angle

Static and endurance tests with 50000 cycles. Complies with the ISO standards.



8150-1/2V



### 1000V 1/2" T-HANDLE

**For protection against inadvertent shock when working on circuits up to 1000V.**

Product Code	Length (inches)	A
8154-1/2V	8	7 1/2

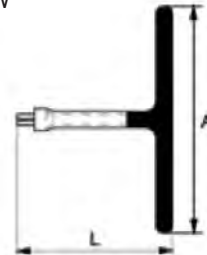
#### Features

- 2 layer coating insulation with different colors plus a 3rd one in black to further protect handle edges. Red: safety. Yellow: danger
- Material: Chrome-Vanadium steel
- The male square drive has a slotted screw to move the ball outward or inward and block or unblock the socket to it

The male square tolerances and torque requirements comply with the respective ISO standard.



8154-1/2V



### 1000V 1/2" EXTENSION

**For protection against inadvertent shock when working on circuits up to 1000V.**

Product Code	Length (inches)
8160-1/2V	5
8162-1/2V	10

#### Features

- 2 layer coating insulation with different colors. Red: safety. Yellow: danger
- Material: Chrome-Vanadium steel
- The male square drive is having a slotted screw to move the ball outward or inward and block or unblock the socket to it

The male square tolerances and torque requirements comply with the respective ISO standard.



8160-1/2V



8162-1/2V





## 1000V 1/2" DRIVE SOCKETS - SAE

For protection against inadvertent shock when working on circuits up to 1000V.



7800DZV

Product Code	Size (Inches)	Overall Length (Inches)	Drive End Diameter (Inches)	Working End Diameter (Inches)	Nose Length (Inches)
7800DZV-3/8	3/8	2	7/8	3/4	1/4
7800DZV-7/16	7/16	2	7/8	3/4	1/4
7800DZV-1/2	1/2	2	7/8	3/4	1/4
7800DZV-9/16	9/16	2	7/8	1	3/8
7800DZV-5/8	5/8	2	7/8	1	3/8
7800DZV-11/16	11/16	2	7/8	1 1/8	3/8
7800DZV-3/4	3/4	2	7/8	1 3/16	1/2
7800DZV-13/16	13/16	2	7/8	1 1/8	1/2
7800DZV-7/8	7/8	2	7/8	1 1/8	9/16
7800DZV-15/16	15/16	2	7/8	1 1/2	5/8
7800DZV-1	1	2	7/8	1 1/2	5/8
7800DZV-1.1/16	1 1/16	2 1/8	7/8	1 5/8	3/4
7800DZV-1.1/8	1 1/8	2 1/8	7/8	1 5/8	3/4
7800DZV-1.3/16	1 3/16	2 1/8	7/8	1 3/4	3/4
7800DZV-1.1/4	1 1/4	2 1/2	7/8	1 7/8	7/8

### Features

- 2 layer coating insulation with different colors
- Material: Chrome-Vanadium steel
- 12 point Dynamic Drive Profile

Both square and 12 point openings according to the tolerance and torque requirements given in ISO standards.



## 1000V 1/2" DRIVE SOCKETS - METRIC

For protection against inadvertent shock when working on circuits up to 1000V.



7800DMV

Product Code	Size (Inches)	Overall Length (Inches)	Drive End Diameter (Inches)	Working End Diameter (Inches)	Nose Length (Inches)
7800DMV-8	8	2	7/8	3/4	1/4
7800DMV-10	10	2	7/8	3/4	1/4
7800DMV-11	11	2	7/8	3/4	1/4
7800DMV-12	12	2	7/8	3/4	1/4
7800DMV-13	13	2	7/8	1	1/4
7800DMV-14	14	2	7/8	1	3/8
7800DMV-15	15	2	7/8	1	3/8
7800DMV-16	16	2	7/8	1	3/8
7800DMV-17	17	2	7/8	1 1/8	3/8
7800DMV-18	18	2	7/8	1 1/8	1/2
7800DMV-19	19	2	7/8	1 3/16	1/2
7800DMV-20	20	2	7/8	1 1/4	1/2
7800DMV-21	21	2	7/8	1 1/8	1/2
7800DMV-22	22	2	7/8	1 1/8	9/16
7800DMV-24	24	2	7/8	1 1/2	5/8
7800DMV-27	27	2 1/8	7/8	1 5/8	3/4
7800DMV-30	30	2 1/8	7/8	1 3/4	3/4
7800DMV-32	32	2 1/2	7/8	1 7/8	7/8

### Features

- 2 layer coating insulation with different colors
- Material: Chrome-Vanadium steel
- 12 point Dynamic Drive Profile

Both square and 12 point openings according to the tolerance and torque requirements given in ISO standards.





## 1000V HACKSAW FRAMES - DIPPED INSULATION

For protection against inadvertent shock when working on circuits up to 1000V.

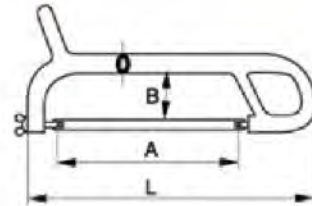
Product Code	A (inches)	B (inches)	L (inches)
2820HSV1	12	3	18

### Features

- Insulated hacksaw with 3906-300-18 Sandflex® bi-metal blade
- 3 layer coating insulation with different colors plus a 4th one in black to further protect handle edges. Red: safety. Orange: danger. Yellow: high danger
- Supplied with the reliable and shatterproof Sandflex® bi-metal blade 18TPI with excellent cutting performance and wear resistance
- Blade length: 12 inches.



2820HSV1



## 1000V HACKSAW FRAMES WITH SCREEN HANDGUARD - DIPPED INSULATION

For protection against inadvertent shock when working on circuits up to 1000V.

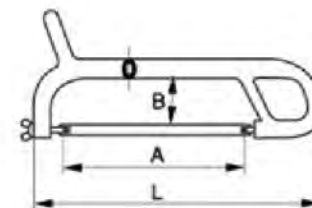
Product Code	A (inches)	B (inches)	L (inches)
2820HSV2	12	3	18

### Features

- Insulated hacksaw with 3906-300-18 Sandflex® bi-metal blade
- 3 layer coating insulation with different colors plus a 4th one in black to further protect handle edges. Red: safety. Orange: danger. Yellow: high danger
- Handguard for ultimate protection
- Supplied with the reliable and shatterproof Sandflex® bi-metal blade 18TPI with excellent cutting performance and wear resistance
- Blade length: 12 inches.



2820HSV2







SC127V



## ELECTRICIAN SCISSORS

For protection against inadvertent shock when working on circuits up to 1000V.

Product Code	Length (inches)
SC127V	5

### Features

- Single layer coating (only red coating)
- Small groove in the blade for stripping cables
- 2" cutting length
- Guard to avoid fingers touching the metallic part by mistake

Product Code	Length (inches)
SC150NGV	6

### Features

- 2 layer coating: Red: safety. Yellow: danger
- Finger stops in both legs to avoid fingers touching the metallic part by mistake
- The longer handle allows to apply less force to cut a certain wire
- 1-1/2" cutting length



SC150NGV



## 1000V ELECTRICIAN KNIVES

For protection against inadvertent shock when working on circuits up to 1000V.

Product Code	Description
2820VP	Knife with Straight Blade
2820VPC	Knife with Curved Blade

### Features

- 3 layer coating insulation with different colors plus a 4th one in black to further protect handle edges. Red: safety. Orange: danger. Yellow: high danger
- Available in straight and curved blade versions

Product Code	Description
2820VHELP	Knife with Guide

### Features


- Insulated 1000 V knife with guide.
- Single layer, injection molded, with protection cap
- Special blade with cable guard show for cable dismantling
- Stainless steel blade; handle shock resistant plastic



2820VP



2820VPC



2820VHELP



## 1000 V TWEEZERS

For protection against inadvertent shock when working on circuits up to 1000V.

Product Code
2820VTEE

### Features

- Double layer coating - red layer indicates safety, yellow layer indicates danger, plus a 3rd one in black to further protect handle edges.



2820VTEE



## 1000V GLOVES

For protection against inadvertent shock when working on circuits up to 1000V.

Product Code	Power Supply	Size	Material Thickness (mm)
	Volts		
2820VG05	500	10	.5
2820VG10	1000	10	1

### Features

- 2820VG05 for use up to 500 V AC and 750 V DC
- 2820VG10 for use up to 1000 V AC and 1500 V DC
- Made of special natural latex for anatomical fit, good flexibility and dexterity
- Offers protection against electric arcs according to CENELEC ENV 50354 class 2 and IEC 61482-1
- Cold resistance -40° C; Hot resistance 90° C



2820VG05




## INSULATED CARPET

Product Code  
2820VM

### Features

- Valid for use up to 5000 V AC
  - To stand on it and avoid earth connection when operating live systems.
- Complies with EN10204-3.1



2820VM



# NON-SPARKING TOOLS

Bahco non-sparking tools are designed for use in potentially explosive environments where traditional steel tools may create a spark. Safety is paramount and non-sparking tools are essential to uncompromising safety.



Wrenches	648
Hex Keys	650
Screwdrivers	650
Pliers	652
Hammers	654
Prybar, Chisels	656
Pick Axe	657
Shovel	657
Pipe Wrenches	658



**The range of BAHCO Non Sparking (NS) tools** has been designed for use in potentially explosive environments, where “traditional” steel tools may create sparks. The potential risk of fire and explosion is caused by the presence of combustible or easily ignitable vapors, liquids and dust common in Petrochemical, Mining and similar industries. For these industries, safety is paramount and NS tools are essential. OSHA (Occupational Safety and Health Administration) has developed best practice guidelines for certain chemicals and processes which includes the use of non-sparking tools.

Non-ferrous materials such as brass, bronze, copper-aluminum alloys (aluminum-bronze), or copper-beryllium alloys (beryllium bronze) reduce the risk of sparks - these softer materials greatly reduce the risk of producing ignitable sparks. The Bahco range of NS tools are manufactured in aluminum-bronze (Al-Br) or copper-beryllium (Cu-Be), meaning they are both safe and suitable for such hazardous environments.

Our range of Bahco NS tools are produced according to the international standards of DIN and ISO in terms of dimensions, cutting capacity, and strength, with hardness being adapted to the purpose of the tool. All Tools are manufactured in aluminum-bronze (Al-Br) or copper-beryllium (Cu-Be) to satisfy all industry requirements.

MATERIAL	CU-BE				AL-BR			
	Be	Co+Ni	Co+Ni+Fe	Cu	Al	Ni	Fe+Mn	Cu
	1.5-1.7%	over 0.2%	below 1.2%	balance	10-12%	4-6%	below 5.8%	balance
HARDNESS (Brinell)	283-365				221-291			
TENSILE STRENGTH (N/mm <sup>2</sup> )	1117-1326				782-989			
ELASTICITY LIMIT (N/mm <sup>2</sup> )	840-880				450-550			
MAGNETIC PROPERTIES	0				1.2			

**ATEX classified zones** are environments with a potentially explosive atmosphere (“ATmosphères EXplosibles”). Within the EU there are two directives that cover these areas:

**1999/92/CE Directive:** covers the safety of the people employed in the installation, operation and maintenance of facilities at risk of explosions.

**94/9/CE Directive:** harmonises legal provisions for devices and protection systems for designated use in potentially explosive areas.

From July 1st, 2003 it is mandatory to assess all explosion risk areas according to ATEX 1999, and all electrical and mechanical equipments have to comply with the ATEX 94. However, hand tools are not in the scope of the 94/9/EC directive but as we are passionate about safety we have our range of Bahco NS tools certified by the independent German Laboratory called BAM (the German Federal Institute for Materials Research and Testing).



**Division into zones.** EX zones refers to areas at risk of explosions according to the frequency and duration of the emergence of hazardous, explosive atmospheres.  
Zone definition below is in accordance with the 1999/92/EC Directive.



ZONE		EXPLOSIVE ATMOSPHERE PRESENCE IN TIME	
GAS	POWDER		
0	20	More than 1000 hours a year	In this zone you don't stay
1	21	Between 10 and 1000 hours a year	Loading and unloading zone
2	22	Between 6 minutes and 10 hours a year	Normal operating condition

### GUARANTEE

NS tools cannot reach the hardness of conventional tools and for this reason the use of NS tools has to be carried out with special care. Avoid overstraining and heating, and a frequent visual check of the tool is recommended. NS tools will be replaced under guarantee only when the hardness of the damaged tool does not reach (or exceed) the hardness indicated in our catalogue. AL-BR → 20-30 HRc, CU-BE → 30-40 HRc

### SAFETY

NS tools must not be the only preventive measure in such hazardous environments for which the tools are specifically designed for. For a comprehensive protection of both people and facilities, follow relevant safety guidelines:

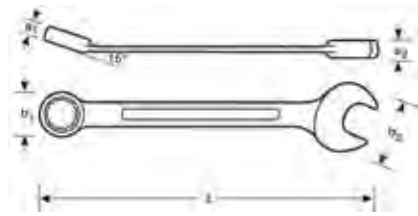
- Do not use both a steel tool and non-sparking tool at the same time.
- Do not use high copper content tools, of which both Al-Br and Cu-Be tools are, in direct contact with acetylene.
- Considerable precision and care must always be taken when reworking copper-beryllium (Cu-Be) tools as beryllium (Be) dust or vapour is toxic.
- Cu-Be tools should be ground only wet.
- Do not inhale any dust (wear a face mask).

### NOTES OF USE

- Make sure all NS tools are kept clean and free from ferrous or other contaminants which may hamper the properties of the non-sparking tool.
- The tool's surface temperature must not be more than the present gases temperature.
- Be sure that no objects fall down in the working environment which could cause a spark. As a precaution you should sprinkle the floor.



NSB003-20



**NON-SPARKING COMBINATION WRENCH, SAE**

Copper Beryllium, 12 point

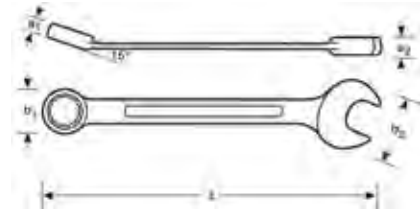
Product Code	Size (Inches)	L Overall Length (Inches)	b2 Open End Width (Inches)	b1 Box End Diameter (Inches)	a2 Open End Thickness (Inches)	a1 Box End Thickness (Inches)
NSB003-8	1/4	4 1/4	1/2	1/2	3/16	1/4
NSB003-10	5/16	4 3/4	3/4	1/2	3/16	1/4
NSB003-11	11/32	5 1/4	3/4	3/4	3/16	3/8
NSB003-12	3/8	5 1/4	3/4	3/4	1/4	3/8
NSB003-13	19/32	5 1/4	3/4	3/4	1/4	3/8
NSB003-14	7/16	6	1	3/4	1/4	3/8
NSB003-16	1/2	7	1 1/4	1	1/4	3/8
NSB003-18	9/16	7	1 1/4	1	1/4	3/8
NSB003-19	19/32	7 3/4	1 1/2	1	5/16	3/8
NSB003-20	5/8	7 3/4	1 1/2	1	5/16	3/8
NSB003-22	11/16	7 3/4	1 1/2	1	5/16	3/8
NSB003-24	3/4	8 1/2	1 1/2	1 1/4	1/2	1/2
NSB003-25	25/32	8 1/2	1 1/2	1 1/4	1/2	1/2
NSB003-26	13/16	9 3/4	1 3/4	1 3/4	3/8	1/2
NSB003-28	7/8	9 3/4	1 3/4	1 3/4	3/8	1/2
NSB003-30	15/16	10 1/2	2	1 1/2	3/8	1/2
NSB003-31	31/32	10 1/2	2	1 1/2	3/8	1/2
NSB003-32	1"	11 1/2	2 1/4	1 3/8	1/2	3/4
NSB003-34	1 1/16"	11 1/2	2 1/4	1 3/8	1/2	3/4
NSB003-36	1 1/8"	12 1/2	2 1/2	2	1/2	3/4
NSB003-38	1 3/16"	12 1/2	2 1/2	2	1/2	3/4
NSB003-40	1 1/4"	13 1/2	2 1/2	2	1/2	3/4
NSB003-42	1 5/16"	13 1/2	2 1/2	2	1/2	3/4
NSB003-44	1 3/8"	14 1/4	2 3/4	2 1/8	5/8	3/4
NSB003-46	1 7/16"	14 1/4	2 3/4	2 1/8	5/8	3/4
NSB003-48	1 1/2"	17	3 1/4	2 1/2	5/8	3/4
NSB003-50	1 9/16"	17	3 1/4	2 1/2	5/8	3/4
NSB003-52	1 5/8"	17	3 1/4	2 1/2	5/8	3/4
NSB003-54	1 11/16"	19	3 1/2	2 3/4	5/8	3/4
NSB003-56	1 3/4"	19	3 1/2	2 3/4	5/8	3/4
NSB003-58	1 13/16"	19	3 1/2	2 3/4	5/8	3/4
NSB003-60	1 7/8"	20 1/2	3 3/4	3	5/8	1
NSB003-62	1 15/16"	20 1/2	3 3/4	3	5/8	1
NSB003-64	2"	20 1/2	3 3/4	3	5/8	1
NSB003-68	2 1/8"	22	4 1/4	3 1/4	1 1/16	1
NSB003-72	2 1/4"	23 1/2	4 1/2	3 1/2	13/16	1
NSB003-80	2 1/2	23 1/2	5	3 3/4	13/16	1
NSB003-84	2 5/8"	23 1/2	5	3 3/4	13/16	1
NSB003-88	2 3/4"	24 3/4	5 1/2	4 1/2	1	1 1/4

**Features**

- Safe and suitable for use in hazardous environments to reduce the risk of producing ignitable sparks.
- Material: Copper Beryllium
- Anti-magnetic and highly corrosion resistant.
- Produced according to DIN 3113
- Die-forged



NSB002-16



**NON-SPARKING COMBINATION WRENCH, METRIC**


Copper Beryllium, 12 point

Product Code	Size (MM)	L Overall Length (Inches)	b2 Open End Width (Inches)	b1 Box End Diameter (Inches)	a2 Open End Thickness (Inches)	a1 Box End Thickness (Inches)
NSB002-6	6	4 1/4	1/2	1/2	3/16	1/4
NSB002-7	7	4 3/4	3/4	1/2	3/16	1/4
NSB002-8	8	4 3/4	3/4	1/2	3/16	1/4
NSB002-9	9	5 1/4	3/4	3/4	3/16	5/16
NSB002-10	10	5 1/4	3/4	3/4	3/16	5/16
NSB002-11	11	6	1	3/4	1/4	3/8
NSB002-12	12	6	1	3/4	1/4	3/8
NSB002-13	13	7	1 1/4	1	1/4	3/8
NSB002-14	14	7	1 1/4	1	1/4	3/8
NSB002-15	15	7 3/4	1 1/2	1	1/4	1/2
NSB002-16	16	7 3/4	1 1/2	1	1/4	1/2
NSB002-17	17	7 3/4	1 1/2	1	1/4	1/2
NSB002-18	18	8 1/2	1 1/2	1 1/4	5/16	1/2
NSB002-19	19	8 1/2	1 1/2	1 1/4	5/16	1/2
NSB002-20	20	8 1/2	1 1/2	1 1/4	5/16	1/2
NSB002-21	21	9 3/4	1 3/4	1 1/2	3/8	1/2
NSB002-22	22	9 3/4	1 3/4	1 1/2	3/8	1/2
NSB002-23	23	10 1/2	2	1 1/2	3/8	1/2
NSB002-24	24	10 1/2	2	1 1/2	3/8	1/2
NSB002-25	25	10 1/2	2	1 1/2	3/8	1/2
NSB002-26	26	11 1/2	2 1/4	1 3/4	1/2	3/4
NSB002-27	27	11 1/2	2 1/4	1 3/4	1/2	3/4
NSB002-28	28	11 1/2	2 1/4	2	1/2	3/4
NSB002-29	29	12 1/2	2 1/2	2	1/2	3/4
NSB002-30	30	12 1/2	2 1/2	2	1/2	3/4
NSB002-32	32	13 1/2	2 1/2	2	1/2	3/4

**Features**

- Safe and suitable for use in hazardous environments to reduce the risk of producing ignitable sparks.
- Material: Copper Beryllium
- Anti-magnetic and highly corrosion resistant.
- Produced according to DIN 3113
- Die-forged





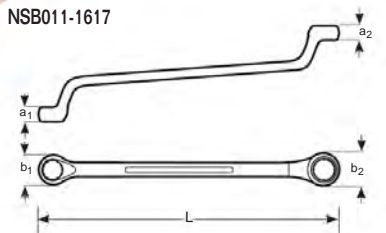
## NON-SPARKING DOUBLE OPEN END WRENCH, METRIC

### Copper Beryllium

Product Code	Size	L Overall Length (Inches)	b1 Open End Width (Inches)	a1 Open End Thickness (Inches)	b2 Open End Width (Inches)	a2 Open End Thickness (Inches)
NSB006-0607	6 x 7	3 1/2	5/8	3/16	11/16	3/16
NSB006-0809	8 x 9	4 1/4	13/16	1/4	7/8	1/4
NSB006-1011	10 x 11	4 1/2	15/16	1/4	1	1/4
NSB006-1213	12 x 13	5	1 1/8	1/4	1 9/16	1/4
NSB006-1415	14 x 15	5 3/4	1 1/4	3/16	1 3/8	3/16
NSB006-1617	16 x 17	6 1/4	1 3/8	9/16	1 7/8	9/16
NSB006-1819	18 x 19	7	1 9/16	3/8	1 3/8	3/8
NSB006-2022	20 x 22	7 3/4	1 11/16	3/8	1 13/16	3/8
NSB006-2123	21 x 23	7 3/4	1 3/4	3/8	1 7/8	3/8
NSB006-2426	24 x 26	8 3/4	1 15/16	7/16	2 1/8	7/16
NSB006-2528	25 x 28	9 1/4	2	7/16	2 1/4	7/16
NSB006-2729	27 x 29	9 3/4	2 1/8	1/2	2 1/2	1/2
NSB006-3032	30 x 32	10 1/2	2 3/8	1/2	2 1/2	1/2

### Features

- Material: Copper Beryllium
- Anti-magnetic and highly corrosion resistant.
- Safe and suitable for use in hazardous environments to reduce the risk of producing ignitable sparks.



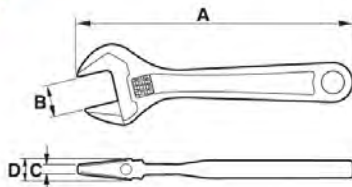
## NON-SPARKING OFFSET BOX END WRENCHES

### Copper Beryllium

Product Code	Size	Overall Length	b1 Box end Diameter (Inches)	a1 Box End Thickness (Inches)	b2 Box End Diameter (Inches)	a2 Box End Thickness (Inches)
NSB011-0607	6-7	4 1/2	7/16	1/2	1/2	1/4
NSB011-0809	8-9	5	9/16	1/2	11/16	5/16
NSB011-1011	10-11	5 1/2	11/16	9/16	9/8	3/16
NSB011-1213	12-13	6 1/4	13/16	3/8	13/16	3/8
NSB011-1415	14-15	6 1/4	15/16	7/16	1	7/16
NSB011-1617	16-17	8 3/4	1	7/16	1 1/8	1/2
NSB011-1819	18-19	9 3/4	1 1/8	1/2	1 3/16	1/2
NSB011-2022	20-22	11	1 3/16	9/16	1 3/8	5/8
NSB011-2123	21-23	11 1/4	1 9/16	3/8	1 3/8	3/8
NSB011-2426	24-26	13 1/2	1 1/2	3/4	1 11/16	9/8
NSB011-2528	25-28	13 3/4	1 1/2	3/4	1 3/4	9/8
NSB011-2729	27-29	14 1/4	1 1/2	3/4	1 7/8	13/16
NSB011-3032	30-32	15	1 15/16	1	1 7/8	15/16

### Features

- Material: Copper Beryllium
- Anti-magnetic and highly corrosion resistant.
- Safe and suitable for use in hazardous environments to reduce the risk of producing ignitable sparks.



## NON-SPARKING ADJUSTABLE WRENCH

### Copper Beryllium

Product Code	A Overall Length (Inches)	B Maximum Jaw Opening (Inches)	D Head Thickness (Inches)	C Jaw Tip Thickness
NSB001-150	6	3/4	1/2	3/8
NSB001-200	7 3/4	1	1/2	3/8
NSB001-250	9 3/4	1 1/4	3/4	1/2
NSB001-300	11 3/4	1 1/2	3/4	1/2
NSB001-375	14 3/4	1 3/4	1	1/2
NSB001-450	15 3/4	2 1/4	1	1/2
NSB001-600	23 1/2	2 1/2	1 1/2	1
NSB001-900	35 1/2	3	1 1/2	1

### Features

- Material: Copper Beryllium
- Anti-magnetic and highly corrosion resistant.
- Safe and suitable for use in hazardous environments to reduce the risk of producing ignitable sparks.



## NON-SPARKING HEX KEYS

### Copper Beryllium

Product Code	Size (MM)	Overall Length (Inches)	Width (Inches)
NSB320-2	2	2 <sup>3</sup> / <sub>8</sub>	1
NSB320-3	3	2 <sup>3</sup> / <sub>8</sub>	1
NSB320-4	4	2 1/2	1 <sup>3</sup> / <sub>16</sub>
NSB320-5	5	3 <sup>1</sup> / <sub>8</sub>	1 <sup>1</sup> / <sub>4</sub>
NSB320-6	6	3 <sup>3</sup> / <sub>8</sub>	1 <sup>7</sup> / <sub>16</sub>
NSB320-7	7	3 1/2	1 <sup>11</sup> / <sub>16</sub>
NSB320-8	8	3 <sup>5</sup> / <sub>8</sub>	1 <sup>3</sup> / <sub>4</sub>
NSB320-9	9	3 <sup>7</sup> / <sub>8</sub>	1 <sup>3</sup> / <sub>4</sub>
NSB320-10	10	4 <sup>3</sup> / <sub>8</sub>	1 <sup>3</sup> / <sub>4</sub>

### Features

- Safe and suitable for use in hazardous environments to reduce the risk of producing ignitable sparks.
- Material: Copper Beryllium
- Anti-magnetic and highly corrosion resistant.



NSB320-5



## NON-SPARKING ERGO® SLOTTED SCREWDRIVERS

### Copper Beryllium

Product Code	Overall Length (Inches)	Blade Length (Inches)	Tip Width (Inches)
NSB300-3-50	6 <sup>3</sup> / <sub>4</sub>	2	1/8
NSB300-3-75	7 <sup>3</sup> / <sub>4</sub>	3	1/8
NSB300-4-75	7 <sup>3</sup> / <sub>4</sub>	3	5/32
NSB300-4.5-100	8 <sup>3</sup> / <sub>4</sub>	4	3/16
NSB300-4.5-50	6 <sup>3</sup> / <sub>4</sub>	2	3/16
NSB300-5-75	7 <sup>3</sup> / <sub>4</sub>	3	3/16
NSB300-5-100	8 <sup>3</sup> / <sub>4</sub>	4	3/16
NSB300-6-100	8 <sup>3</sup> / <sub>4</sub>	4	1/4
NSB300-6-125	9 <sup>3</sup> / <sub>4</sub>	5	1/4
NSB300-6-150	10 <sup>3</sup> / <sub>4</sub>	6	1/4
NSB300-7-150	10 <sup>3</sup> / <sub>4</sub>	6	1/4
NSB300-8-150	10 <sup>3</sup> / <sub>4</sub>	6	5/16
NSB300-8-200	12 1/2	7 <sup>3</sup> / <sub>4</sub>	5/16
NSB300-9-250	14 1/2	9 <sup>3</sup> / <sub>4</sub>	5/16
NSB300-10-200	12 1/2	7 <sup>3</sup> / <sub>4</sub>	3/8
NSB300-10-300	12 1/2	7 <sup>3</sup> / <sub>4</sub>	3/8
NSB300-11-250	14 1/2	9 <sup>3</sup> / <sub>4</sub>	1/2
NSB300-11-300	16 1/2	11 <sup>3</sup> / <sub>4</sub>	1/2
NSB300-11-350	18 1/2	13 <sup>3</sup> / <sub>4</sub>	1/2
NSB300-12-400	20 1/2	15 <sup>3</sup> / <sub>4</sub>	1/2
NSB300-13-450	22 1/2	17 <sup>3</sup> / <sub>4</sub>	1/2

### Features

- Safe and suitable for use in hazardous environments to reduce the risk of producing ignitable sparks.
- Material: Copper Beryllium
- The three component ergonomically designed handle provides comfort and maximum grip even with oily hands.
- Anti-magnetic and highly corrosion resistant.



NSB300-6-100





NSB301-4-100



## NON-SPARKING ERGO® ELECTRICIAN'S SCREWDRIVERS

### Copper Beryllium

Product Code	Overall Length (Inches)	Blade Length (Inches)	Tip Width (Inches)
NSB301-3-50	6 ¾	2	1/8
NSB301-4-100	8 ¾	4	3/16
NSB301-4-150	10 ¾	6	3/16
NSB301-5-100	8 ¾	4	3/16
NSB301-5-200	12 ½	7 ¾	3/16
NSB301-6-100	8 ¾	4	1/4
NSB301-8-150	10 ¾	6	5/16
NSB301-10-200	12 ½	7 ¾	3/8
NSB301-10-300	16 ½	11 ¾	3/8

### Features

- Safe and suitable for use in hazardous environments to reduce the risk of producing ignitable sparks.
- Material: Copper Beryllium
- The three component ergonomically designed handle provides comfort and maximum grip even with oily hands.
- Anti-magnetic and highly corrosion resistant.



NSB302-3-150



## NON-SPARKING ERGO® PHILLIPS® SCREWDRIVERS

### Copper Beryllium

Product Code	Overall Length	Blade Length	Point Size
NSB302-0-50	6 ¾	2	0
NSB302-1-100	8 ¾	4	1
NSB302-2-125	9 ¾	5	2
NSB302-3-150	10 ¾	6	3
NSB302-4-300	16 ½	11 ¾	4

### Features

- Safe and suitable for use in hazardous environments to reduce the risk of producing ignitable sparks.
- Material: Copper Beryllium
- The three component ergonomically designed handle provides comfort and maximum grip even with oily hands.
- Anti-magnetic and highly corrosion resistant.



NSB304-2-125



## NON-SPARKING ERGO® POZIDRIV® SCREWDRIVERS

### Copper Beryllium

Product Code	Overall Length	Blade Length	Point Size
NSB304-0-50	6 ¾	2	PZ0
NSB304-1-100	8 ¾	4	PZ1
NSB304-2-125	9 ¾	5	PZ2
NSB304-3-150	10 ¾	6	PZ3
NSB304-4-300	16 ½	11 ¾	PZ4

### Features

- Safe and suitable for use in hazardous environments to reduce the risk of producing ignitable sparks.
- Material: Copper Beryllium
- The three component ergonomically designed handle provides comfort and maximum grip even with oily hands.
- Anti-magnetic and highly corrosion resistant.



### NON-SPARKING SIDE CUTTING COMBINATION PLIERS

#### Copper Beryllium

Product Code	Overall Length	Jaw Width	Jaw Thickness
NSB400-160	6 ¼	19/16	3/8
NSB400-180	7	1	7/16
NSB400-200	8	1 1/8	1/2

#### Features

- Safe and suitable for use in hazardous environments to reduce the risk of producing ignitable sparks.
- Material: Copper Beryllium
- Anti-magnetic and highly corrosion resistant.



NSB400-180



### NON-SPARKING DIAGONAL CUTTING PLIERS

#### Copper Beryllium

Product Code	Overall Length	Jaw Length	Cutting Edge Length
NSB402-160	6 ¼	6	7/8
NSB402-200	8	7 ¾	1 1/8
NSB403-160	6 ¼	6 ¼	7/8
NSB403-180	7	7 ¾	1 1/8

#### Features

- Safe and suitable for use in hazardous environments to reduce the risk of producing ignitable sparks.
- Material: Copper Beryllium
- NSB403 Series are Heavy Duty Pliers
- Anti-magnetic and highly corrosion resistant.



NSB402-160



### NON-SPARKING FLAT NOSE PLIERS

#### Copper Beryllium

Product Code	Overall Length	Jaw Length
NSB404-160	6 ¼	1 1/2

#### Features

- Safe and suitable for use in hazardous environments to reduce the risk of producing ignitable sparks.
- Material: Copper Beryllium
- Anti-magnetic and highly corrosion resistant.



NSB404-160



### NON-SPARKING ROUND NOSE PLIERS

#### Copper Beryllium

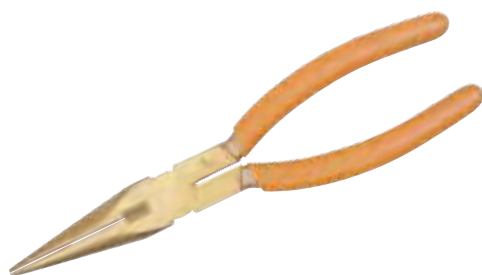
Product Code	Overall Length
NSB405-160	6 ¼

#### Features

- Safe and suitable for use in hazardous environments to reduce the risk of producing ignitable sparks.
- Material: Copper Beryllium
- Anti-magnetic and highly corrosion resistant.



NSB405-160



NSB406-180



## NON-SPARKING LONG NOSE PLIERS

### Copper Beryllium

Non Sparking Long Nose Plier	Overall Length	Jaw Length
NSB406-160	6 ¼"	2"
NSB406-180	7"	2"
NSB406-200	8"	3"

### Features

- Safe and suitable for use in hazardous environments to reduce the risk of producing ignitable sparks.
- Material: Copper Beryllium
- Anti-magnetic and highly corrosion resistant.



NSB408-250



## NON-SPARKING GROOVE JOINT PLIERS

### Copper Beryllium

Non Sparking Groove Joint Plier	Overall Length	Maximum Jaw Opening
NSB408-250	10"	1 ¾"
NSB408-300	12"	2 ½"

### Features

- Safe and suitable for use in hazardous environments to reduce the risk of producing ignitable sparks.
- Material: Copper Beryllium
- Anti-magnetic and highly corrosion resistant.



NSB411-200



## NON-SPARKING GAS PLIERS

### Copper Beryllium

Non Sparking Gas Pliers	Overall Length
NSB411-200	8"

### Features

- Safe and suitable for use in hazardous environments to reduce the risk of producing ignitable sparks.
- Material: Copper Beryllium
- Gas plier with serrated teeth used to grip pipe line and other cylinders.
- Anti-magnetic and highly corrosion resistant.



NSB412-200



## NON-SPARKING COMBINATION SLIP JOINT PLIERS

### Copper Beryllium

Product Code	Overall Length
NSB412-200	8"

### Features

- Safe and suitable for use in hazardous environments to reduce the risk of producing ignitable sparks.
- Material: Copper Beryllium
- Anti-magnetic and highly corrosion resistant.



## NON-SPARKING END CUTTING NIPPERS

### Copper Beryllium

Product Code	Overall Length
NSB413-180	7 1/2
NSB413-200	8

#### Features

- Safe and suitable for use in hazardous environments to reduce the risk of producing ignitable sparks.
- Material: Copper Beryllium
- For fast easy removal of nails.
- Anti-magnetic and highly corrosion resistant.



NSB413-180



## NON SPARKING LONG VALVE WRENCH

### Aluminum Bronze

Product Code	Overall Length (Inches)	Jaw Width (Inches)
NS202-350	14 1/2"	2 1/8"

#### Features

- Safe and suitable for use in hazardous environments to reduce the risk of producing ignitable sparks.
- Material: Aluminum Bronze
- Long Valve wrench for hand operated valve wheels.



NS202-350



## NON-SPARKING HAMMER

### Aluminum Bronze, Fiberglass Handle with Cushion Grip

Product Code	Weight (ozs.)	Overall Length	Head Length
NS500-2000-FB	81	15 3/4	5 1/4
NS500-2500-FB	113	27 1/2	5 1/2
NS500-3000-FB	131	27 1/2	6
NS500-3500-FB	148	27 1/2	6 1/2

#### Features

- Safe and suitable for use in hazardous environments to reduce the risk of producing ignitable sparks.
- Material: Aluminum Bronze
- Fiberglass Handles are durable and comfortable



NS500-2500-FB



## NON-SPARKING SLEDGE HAMMER

### Aluminum Bronze, Fiberglass Handle with Cushion Grip

	Weight (lbs.)	Overall Length	Head Length
NS502-450-FB	1	12 1/4	3 3/4
NS502-1000-FB	2	15 3/4	4 1/4
NS502-1500-FB	3	15 3/4	5 1/4
NS502-2000-FB	4	15 3/4	5 1/4
NS502-2500-FB	6	27 1/2	6 1/4
NS502-3000-FB	7	27 1/2	6 1/2
NS502-4500-FB	10	35 1/2	7 1/4
NS502-5000-FB	11	35 1/2	7 1/2
NS502-6800-FB	15	35 1/2	8 1/8
NS502-8000-FB	18	35 1/2	8 1/4
NS502-10000-FB	22	35 1/2	8 1/2
NS502-12000-FB	26	35 1/2	8 1/2

#### Features

- Safe and suitable for use in hazardous environments to reduce the risk of producing ignitable sparks.
- Material: Aluminum Bronze
- Two Component Fiberglass Handles are durable and comfortable



NS502-2000-FB







NS504-300-FB



## NON-SPARKING CROSS PEIN HAMMER

### Aluminum Bronze, Fiberglass Handle with Cushion Grip


Product Code	Weight (ozs.)	Overall Length	Head Length
NS504-100-FB	8	11	2 ½
NS504-200-FB	11	11	3 ¼
NS504-300-FB	15	11	4
NS504-500-FB	23	12 ¼	4 ½
NS504-800-FB	34	13 ¼	5
NS504-1000-FB	41	13 ½	5 ½
NS504-1500-FB	65	15 ¾	6 ¼
NS504-2000-FB	87	15 ¾	6 ¾

### Features

- Safe and suitable for use in hazardous environments to reduce the risk of producing ignitable sparks.
- Material: Aluminum Bronze
- Two Component Handles are durable and comfortable



NS506-450-FB



NS506-450



## NON-SPARKING BALL PEIN HAMMER

### Aluminum Bronze

Product Code	Weight (ozs.)	Overall Length	Head Length	Handle
NS506-300	18	11 ¾	3 ½	Wood
NS506-300-FB	18	11 ¾	3 ½	Fiberglass
NS506-450	24	12 ¼	4	Wood
NS506-450-FB	20	12 ¼	4	Fiberglass
NS506-700-FB	33	12 ½	4 ½	Fiberglass
NS506-900-FB	42	12 ½	5	Fiberglass

### Features

- Safe and suitable for use in hazardous environments to reduce the risk of producing ignitable sparks.
- Material: Aluminum Bronze
- Wooden handles are made from hickory.



NS508-500-FB



## NON-SPARKING CLAW HAMMER

### Aluminum Bronze

Product Code	Weight (ozs.)	Overall Length
NS508-500-FB	18	13
NS508-700-FB	25	13 ¾

### Features

- Safe and suitable for use in hazardous environments to reduce the risk of producing ignitable sparks.
- Material: Aluminum Bronze



NS512-400-FB



## NON-SPARKING CHIPPING HAMMER

### Aluminum Bronze

Product Code	Weight (ozs.)	Overall Length
NS512-200-FB	7	11
NS512-400-FB	14	12
NS512-600-FB	21	13
NS512-900-FB	32	14

### Features

- Safe and suitable for use in hazardous environments to reduce the risk of producing ignitable sparks.
- Material: Aluminum Bronze



## NON-SPARKING WEDGE

### Aluminum Bronze

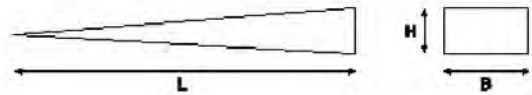
Product Code	L Overall Length	B Thickness	H Width
NS600-80-13	3 1/4	1/2	1/4
NS600-100-50	4	2	3/8
NS600-135-50	5 1/4	2	7/8
NS600-150-25	6	1	5/16
NS600-150-30	6	1	1/2
NS600-150-40	6	1 1/2	5/16
NS600-150-50	6	2	1/2
NS600-180-13	7	1/2	1/4
NS600-180-32	7	1 1/4	1/2
NS600-180-50	7	2	3/4
NS600-200-20	7 3/4	3/4	1 1/8
NS600-200-30	7 3/4	1 1/4	1 1/8
NS600-200-40	7 3/4	1 1/2	1 5/8
NS600-200-50	7 3/4	2	1/2
NS600-230-40	9	1 1/2	3/4
NS600-250-40	9 3/4	1 3/4	1 1/8
NS600-300-50	11 3/4	2	1 5/8

### Features

- Safe and suitable for use in hazardous environments to reduce the risk of producing ignitable sparks.
- Material: Aluminum Bronze



NS600-100-50



## NON-SPARKING PRYBAR

### Aluminum Bronze

Product Code	L Overall Length	A Width	B Fork Length
NS602-460	18	5/8	1 1/8
NS602-600	23 3/4	3/4	1 1/4

### Features

- Safe and suitable for use in hazardous environments to reduce the risk of producing ignitable sparks.
- Material: Aluminum Bronze



NS602-460



## NON-SPARKING CROSS CUT CHISEL

### Aluminum Bronze

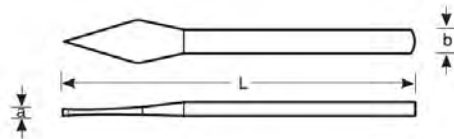
Product code	L Overall Length	A Tip Width	B Width
NS604-200	7 3/4	1/4	1/2
NS604-300	11 3/4	1/4	1/2

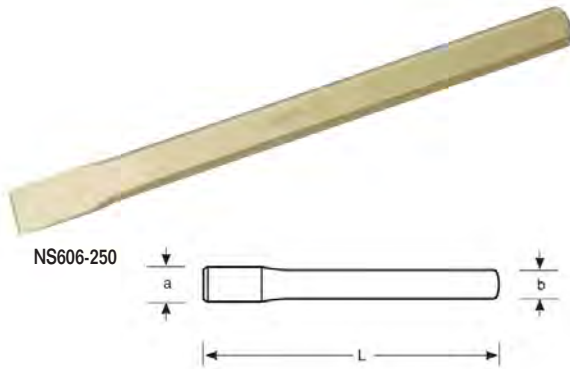
### Features

- Safe and suitable for use in hazardous environments to reduce the risk of producing ignitable sparks.
- Material: Aluminum Bronze



NS604-200






## NON-SPARKING FLAT CHISEL

Aluminum Bronze

Product Code	L Overall Length	A Tip Width	B Stock Size
NS606-150	6	3/4	3/4
NS606-200	7 3/4	3/4	3/4
NS606-250	9 3/4	1	1
NS606-300	11 3/4	1	1
NS606-400	15 3/4	1	1 1/4

### Features

- Safe and suitable for use in hazardous environments to reduce the risk of producing ignitable sparks.
- Material: Aluminum Bronze



## NON-SPARKING CENTER PUNCH

Aluminum Bronze

Product Code	L Overall Length	D Diameter
NS608-100	4"	5/8

### Features

- Safe and suitable for use in hazardous environments to reduce the risk of producing ignitable sparks.
- Material: Aluminum Bronze




## NON-SPARKING PICK AXE

Aluminum Bronze

Product Code	L Overall Length	B Head Length	A Tip Width
NS800-1700	35 3/4	15 1/4	2 1/4

### Features

- Safe and suitable for use in hazardous environments to reduce the risk of producing ignitable sparks.
- Material: Aluminum Bronze



## NON-SPARKING SHOVEL

Aluminum Bronze

Product Code	L Overall Length	A Head Width	B Head Length
NS802-290	5 3/4	9 3/4	11 3/4

### Features

- Safe and suitable for use in hazardous environments to reduce the risk of producing ignitable sparks.
- Material: Aluminum Bronze



### THREE JAW REVERSIBLE PULLER

Aluminum Bronze

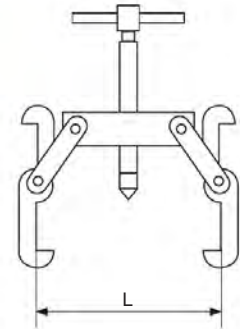
Product Code	Capacity (Tons)	# of Jaws	L Maximum Reach
NS810-100	1	3	4
NS810-150	1 ½	3	6
NS810-200	2	3	7 7/8
NS810-350	4	3	13 ¾

#### Features

- Specially suited for pulling ball bearing, pulleys, gears, etc. in confined spaces.
- 3 Jaws reversible puller so can be used both sides.
- Non sparking.
- Die-forged.



NS810-150



### HEAVY DUTY PIPE WRENCH

Copper Beryllium

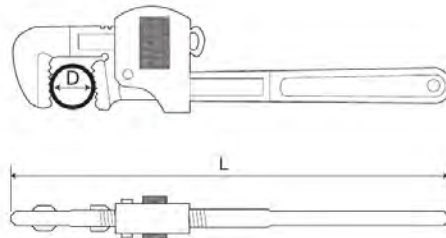
Product Code	L Overall Length	D Maximum Jaw Opening
NSB200-200	8"	1"
NSB200-250	10"	1 ¼"
NSB200-300	12"	1 ½"
NSB200-350	14"	2"
NSB200-450	18"	2 7/16"
NSB200-600	24"	2 ½"
NSB200-900	36"	3 ½"
NSB200-1200	48"	4 ¼"

#### Features

- Pipe wrench, for disassembling / assembling pipes and fittings.
- Non sparking.
- Anti-magnetic and high corrosion resistant.
- Die-forged.
- Fulfilling product standard UNE 16554.



NSB200-600





# POWER TOOLS

Sioux Tools have been designed and manufactured in the USA for over 100 years. Sioux passionately serves the manufacturing and service industries with world-class pneumatic power tools made in Murphy, NC. From raw materials to final assembly, the Murphy facility manufactures pneumatic drills, screwdrivers, impacts, grinders, sanders and many specialty tools. This is the same award-winning facility that makes many Snap-on Power Tools.

## Sioux Tools

Drills	660
Assembly	670
Abrasive	686
Finishing	699
Percussive	709
Specialty	715

## Sioux Force Tools

Drills	730
Assembly	733
Abrasive	740
Finishing	743
Percussive	746
Specialty	749
General Accessories	751





# DRILLS

## Performance, Serviceability, Ergonomics and Value...

POWER TOOLS

DRILLS



Light weight aluminum housing



Ergonomic, handle with soft textured grip



Available in 1 hp and .6 hp motor



3 planet gear system for increased life and load capacity



Teasing throttle, conveniently located reverse

### INDUSTRY LEADER

Regarded as the Number 1 choice in the industry, Sioux Tools' pneumatic drills are known around the world for their exceptional engineering and construction. A wide range of configurations, speeds, and options ensure a perfect match for any application. Through next generation ergonomics and the continued focus on productivity and operator safety comes the development of the Sioux Tools Signature Series Drill line.

Signature Series Drills are used in applications ranging from manufactured housing and wood working to light assembly. With free speeds from 300 to 16,000 rpm we have the right drill for any application, for use with any type of material. The powerful five vane motor makes these drills great for drilling applications that contain ferrous and non-ferrous metals, wood and composite materials. The Signature Series Drills offer great value with a 3 planet gear system for increased life and load capacity. The Sioux tools Signature Series Drill line reduces operator fatigue by offering a low sound level and low vibration solution! Operator comfort is achieved through the implementation of a light weight aluminum housing and a comfort grip. Drills are available in both reverse and non-reverse models and are available in pistol grip, straight, Z-handle and D and T-handles, and offer a variety of chuck and collet size.

### INNOVATIVE DESIGN

Our exclusive Z-handle models are often the only drills that will get you into those tough, hard to reach spaces, and our miniature aircraft angle drills are designed with small, compact 45° and 90° heads and internal threaded spindles that accept a variety of aircraft precision drill bits.

### 360° ROTATION

The SDR10S40N360 has a unique 360° rotating head for applications in hard to reach places or difficult angles.

### T-HANDLES

Our exceptional T-handle drills help reduce stress on the operators back and arms while making short work of any decking application.

### ERGONOMICS

All Sioux Drills offer ergonomic features to provide maximum comfort during operation. Many models include comfortable insulating grips to reduce cold and vibration. We also offer optional support handles for most models.

## Drill Maintenance



- 1 Tipper valve and valve seat is easily accessible for service
- 2 Slip fit of front end plate bearing allows easy service of the air motor without disturbing the rotor spacing
- 3 Drop in motor. No alignment necessary (applies to non-reversing drills only)
- 4 Rotor pinion is case hardened to resist wear
- 5 Grease zerk makes it easy to grease the gears without disassembly
- 6 Planetary reduction can be serviced without removing the chuck
- 7 Planet gear pins are slip fit for ease of assembly and disassembly
- 8 Ring gear is machined into the motor retainer for ease of assembly and disassembly
- 9 Interchangeable rotor, cylinder, bearings and end plates. This reduces the number of spare parts tool cribs need to stock





## ACCESSORIES

Sioux carries an extensive selection of drill accessories, including hole saws and wire brushes.

See the drill accessory section in this catalog for a comprehensive listing.

## DRILL SAFETY

### Chips can cause eye injury.

Drilling creates chips. Proper eye protection must be worn at all times by tool user and bystanders.

### Broken drill bits can cause eye injury.

Proper eye protection must be worn at all times by tool user and bystanders.

### Sudden and unexpected tool movement can cause injury.

Be sure your body position allows you to have control of the tool at all times. Make sure your footing is secure.

### Tools starting unexpectedly can cause injury.

Always remove tool from air supply and activate trigger to bleed air line before making any adjustments, changing accessories, or doing any maintenance or service on the tool.

## DRILL PRINCIPLES OF OPERATION

An air motor and reduction gearing are used to drive a spindle/drill chuck, which holds accessories for drilling, reaming, tapping, and hole sawing. Motor size (horsepower), gear ratio, handle style and drive spindle determine the type of tool needed to handle an application.

## DRILL USES

Pneumatic drills may first be thought of for drilling holes in wood, metal, or plastic. Drills are used in a wide variety of applications. Each of these applications require the proper tool with the proper horsepower and speed to get the best results. Drilling – cutting a hole in material using a fluted bit. Reaming – opening up or sizing a previously drilled hole or aligning offset holes. Tapping – cutting threads in a drilled hole to accept threaded fasteners.

## WHERE USED

- Continuous-duty production drilling
- For initial tap operations and thread chasing
- Wire brushing and deburring
- Screwdriving
- Hole sawing
- General Maintenance

## CONSIDERATIONS FOR SELECTING DRILLS

- What type of material is being drilled?
- What size of hole will need to be drilled?
- What are your horsepower requirements?
- What speed requirements do you have?

## DRILL SPEED GUIDE

Material	Surface Ft/Min	Size of Hole to be Drilled							
		1/16 in 1.5 mm	1/8 in 3.0 mm	3/16 in 5.0	1/4 in 6.0 mm	5/16 in 8.0 mm	3/8 in 9.5 mm	7/16 in 11.0 mm	1/2 in 13.0 mm
Recommended Cutting Speed Range (rpm)									
Steel Alloy, 300-400 Brinell	20-30	1250-1800	600-900	400-600	300-450	250-350	200-300	175-250	150-225
Stainless Steel, Cast Iron, Hard	30-40	1800-2500	900-1200	600-800	450-600	350-500	300-400	250-350	225-300
Steel Forgings	40-50	2500-3100	1200-1500	800-1000	600-750	500-600	400-500	350-425	300-400
Steel, Tool Annealed, .90-1.20 Carbon	50-60	3100-3700	1500-1800	100-1200	750-900	600-700	500-600	425-525	400-450
Steel, .40-.50 Carbon	70-80	4300-5000	2100-2500	1400-1600	1000-1200	850-1000	700-800	600-700	500-600
Cast Iron, Medium Hard	70-100	4300-6000	2100-3000	1400-2000	1000-1500	850-1200	700-1000	600-900	500-800
Bronze, High Tensile Strength	70-150	4300-9000	2100-4500	1400-3000	1000-2300	850-1200	700-1530	600-1300	500-1200
Malleable Iron	80-90	5000-5500	2500-2800	1600-1800	1200-1400	950-1100	800-900	700-800	600-700
Steel, Mild .20-.30 Carbon	80-110	5000-6700	2500-3400	1600-2300	1200-1700	950-1350	800-1150	700-1000	600-850
Cast Iron, Soft Plastic	100-150	6000-9000	3000-4500	2000-3000	1500-2300	1200-1800	1000-1530	900-1300	800-1200
Aluminum, Brass, Bronze	200-300	12,000-18,000	6000-9000	4000-6000	3000-4500	2400-3700	2000-3000	1700-2600	1500-2300
Magnesium	250-400	15,500-25,000	7500-12,000	5000-8200	3800-6100	3000-4900	2500-4000	2200-3500	1900-3000
Fiberglass, Wood	300-400	18,000-25,000	9000-12,000	6000-8200	4600-6100	3700-4900	3000-4000	2600-3500	2300-3000

Actual drilling or cutting RPM will be approximately 80% of rated spindle speed of tool. Surface Feet Per Minute = .26 x RPM x Drill Diameter in Inches.



1410



SDR10P26N3



3P1640



SDR10P26NK3

**PERFORMANCE:**

Power: 0.33 hp (0.25 kW) – 1 hp (0.75 kW)  
 Speed Range: 360 rpm – 21,000 rpm  
 Chuck Capacity: 1/4" (6 mm) – 1/2" (13 mm)

**FEATURES:**

Reversible and Non-Reversible  
 Trigger Start  
 Rotatable Exhaust (0.33 hp models)  
 Rubber Grip

**PISTOL GRIP DRILLS**

Model Number	Chuck Capacity		Free Speed rpm	Weight		Length		Side To Center		Maximum Air Consumption		Sound Level dB(A)	Spindle Thread
	in	mm		lb	kg	in	mm	in	mm	cfm	l/s		
<b>0.33 hp (0.25 kW) – Non-reversible</b>													
1410	1/4	6	2600	1.3	0.60	6.3	160	0.6	15	12	6	75	3/8"-24
DR1412	1/4	6	3600	1.3	0.60	6.3	160	0.6	15	12	6	75	3/8"-24
DR1414	1/4	6	4300	1.3	0.60	6.3	160	0.6	15	12	6	75	3/8"-24
DR1416	1/4	6	6000	1.3	0.60	6.3	160	0.6	15	12	6	75	3/8"-24
<b>1 hp (0.75 kW) – Non-reversible</b>													
SDR10P4N3	3/8	10	400	2.9	1.30	8	205	0.8	20	30	14	80	1/2"-20
SDR10P4N4	1/2	13	400	3.3	1.50	8.5	215	0.8	20	30	14	80	1/2"-20
SDR10P7N3	3/8	10	700	2.9	1.30	8	205	0.8	20	30	14	80	1/2"-20
SDR10P7N4	1/2	13	700	3.3	1.50	8.5	215	0.8	20	30	14	80	1/2"-20
SDR10P12N3	3/8	10	1200	2.9	1.30	8	205	0.8	20	30	14	80	1/2"-20
SDR10P12N4	1/2	13	1200	3.3	1.50	8.5	215	0.8	20	30	1/4	80	1/2"-20
SDR10P16N3	3/8	10	1600	2.9	1.30	8	205	0.8	20	30	14	80	1/2"-20
SDR10P16N4	1/2	13	1600	3.3	1.50	8.5	215	0.8	20	30	1/4	80	1/2"-20
SDR10P26N2	1/4	6	2600	2.3	1.05	6.5	165	0.8	20	30	14	80	3/8"-24
SDR10P26N3	3/8	10	2600	2.5	1.10	7	180	0.8	20	30	14	80	3/8"-24
SDR10P26N4	1/2	13	2600	2.9	1.30	7.5	190	0.8	20	30	14	80	1/2"-20
SDR10P40N2	1/4	6	4000	2.3	1.05	6.5	165	0.8	20	30	14	80	3/8"-24
SDR10P40N3	3/8	10	4000	2.5	1.10	7	180	0.8	20	30	14	80	3/8"-24
SDR10P60N2	1/4	6	6000	2.3	1.05	6.5	165	0.8	20	30	14	80	3/8"-24
SDR10P60N3	3/8	10	6000	2.5	1.10	7	180	0.8	20	30	14	80	3/8"-24
SDR10P180N2	1/4	6	18000	1.85	0.84	5.5	140	0.8	20	30	14	80	3/8"-24
SDR10P210N2	1/4	6	21000	1.85	0.84	5.5	140	0.8	20	30	14	80	3/8"-24
<b>1 hp (0.75 kW) – Non-reversible With Keyless Chuck</b>													
SDR10P4NK4	1/2	13	400	3.1	1.40	7.8	200	0.8	20	25	12	80	1/2"-20
SDR10P7NK4	1/2	13	700	3.1	1.40	7.8	200	0.8	20	25	12	80	1/2"-20
SDR10P12NK3	3/8	10	1200	2.7	1.20	7.3	185	0.8	20	25	12	80	3/8"-24
SDR10P26NK3	3/8	10	2600	2.3	1.00	6.3	160	0.8	20	25	12	80	3/8"-24
SDR10P26NK4	1/2	13	2600	2.7	1.20	6.6	170	0.8	20	25	12	80	1/2"-20
SDR10P40NK3	3/8	10	4000	2.3	1.05	8.3	210	0.8	19	30	14	78	3/8"-24
SDR10P60NK3	3/8	10	6000	2.5	1.10	7	180	0.8	20	30	14	80	3/8"-24
<b>1 hp (0.75 kW) – Non-reversible</b>													
3P1140 <sup>1</sup>	1/2	13	360	5	2.30	8.8	224	1 1/32	26	33	15	80	1/2"-20
3P1240 <sup>1</sup>	1/2	13	650	5	2.30	8.8	224	1 1/32	26	33	15	80	1/2"-20
3P1340 <sup>1</sup>	1/2	13	1000	5	2.30	8.8	224	1 1/32	26	33	15	80	1/2"-20
3P1430 <sup>1</sup>	3/8	10	1400	5	2.30	8.8	224	1 1/32	26	33	15	80	1/2"-20
3P1530 <sup>1</sup>	3/8	10	2150	4.3	2.00	7.5	190	1 1/32	26	33	15	80	1/2"-20
3P1540 <sup>1</sup>	1/2	13	2150	4.3	2.00	7.5	190	1 1/32	26	33	15	80	1/2"-20
3P1640 <sup>1</sup>	1/2	13	2650	4.3	2.00	7.5	190	1 1/32	26	33	15	80	1/2"-20

<sup>1</sup> Not CE Compliant

**General:** Air Inlet Size: 1/4" NPT • Recommended Hose Size: 3/8" (10 mm) • Performance rated @ 90 psig (6.2 bar) air pressure

**Standard Equipment:** Parts List • Safety and Instruction Manual • 3-jaw Chuck and Key • Comfort Grip


**Accessories:** Drill Accessories, see page 669







1410R



SDR10P25R3



SDR10P20RK3



SDR6P26N3



3P2340



SDR10P20R3RR



SDR6P20R3RR



## PERFORMANCE:

Power: 0.20 hp (0.15 kW) – 1 hp (0.75 kW)  
 Speed Range: 300 rpm – 6000 rpm  
 Chuck Capacity: 1/4" (6 mm) – 1/2" (13 mm)

## FEATURES:

Reversible and Non-Reversible  
 Trigger Start  
 Rotatable Exhaust (1410 series models)  
 Rubber Grip

## PISTOL GRIP DRILLS

Model Number	Chuck Capacity		Free Speed rpm	Weight		Length		Side To Center		Maximum Air Consumption		Sound Level dB(A)	Spindle Thread
	in	mm		lb	kg	in	mm	in	mm	cfm	l/s		
<b>0.20 hp (0.15 kW) – Reversible</b>													
1410R	1/4	6	2000	1.3	0.60	6.3	160	0.6	15	10	5	75	3/8"-24
1412R	1/4	6	2600	1.3	0.60	6.3	160	0.6	15	10	5	75	3/8"-24
<b>0.60 hp (0.45 kW) – Non-Reversible</b>													
SDR6P4N3	3/8	10	400	2.7	1.20	7.3	185	0.8	20	25	12	80	1/2"-20
SDR6P4N4	1/2	13	400	3.1	1.40	7.8	200	0.8	20	25	12	80	1/2"-20
SDR6P7N3	3/8	10	700	2.7	1.20	7.3	185	0.8	20	25	12	80	1/2"-20
SDR6P7N4	1/2	13	700	3.1	1.40	7.8	200	0.8	20	25	12	80	1/2"-20
SDR6P12N3	3/8	10	1200	2.7	1.20	7.3	185	0.8	20	25	12	80	1/2"-20
SDR6P26N2	1/4	6	2600	2.1	0.95	5.8	145	0.8	20	25	12	80	3/8"-24
SDR6P26N3	3/8	10	2600	2.3	1.00	6.3	160	0.8	20	25	12	80	3/8"-24
SDR6P26N4	1/2	13	2600	2.7	1.20	6.6	170	0.8	20	25	12	80	1/2"-20
SDR6P40N2	1/4	6	4000	2.1	0.95	5.8	145	0.8	20	25	12	80	3/8"-24
SDR6P40N3	3/8	10	4000	2.3	1.00	6.3	160	0.8	20	25	12	80	3/8"-24
SDR6P60N2	1/4	6	6000	2.1	0.95	5.8	145	0.8	20	25	12	80	3/8"-24
SDR6P60N3	3/8	10	6000	2.3	1.00	6.3	160	0.8	20	25	12	80	3/8"-24
<b>0.60 hp (0.45 kW) – Non-Reversible With Keyless Chuck</b>													
SDR6P26NK3	3/8	10	2600	2.3	1.00	6.3	160	0.8	20	25	12	80	3/8"-24
SDR6P40NK3	3/8	10	4000	2.3	1.00	6.3	160	0.8	20	25	12	80	3/8"-24
SDR6P60NK3	3/8	10	6000	2.3	1.00	6.3	160	0.8	20	25	12	80	3/8"-24
<b>1 hp (0.75 kW) – Reversible With Keyless Chuck</b>													
SDR10P7RK4	1/2	13	700	3.5	1.60	9.5	241	0.8	20	30	14	80	1/2"-20
SDR10P20RK3	3/8	10	2000	2.7	1.20	8	203	0.8	20	30	14	80	3/8"-24
<b>1 hp (0.75 kW) – Reversible</b>													
SDR10P3R3	3/8	10	300	3.1	1.40	8.6	220	0.8	20	30	14	80	1/2"-20
SDR10P3R4	1/2	13	300	3.6	1.60	9.1	230	0.8	20	30	14	80	1/2"-20
SDR10P5R3	3/8	10	500	3.1	1.40	8.6	220	0.8	20	30	14	80	1/2"-20
SDR10P5R4	1/2	13	500	3.6	1.60	9.1	230	0.8	20	30	14	80	1/2"-20
SDR10P7R3	3/8	10	700	3.1	1.40	8.6	220	0.8	20	30	14	80	1/2"-20
SDR10P7R4	1/2	13	700	3.6	1.60	9.1	230	0.8	20	30	14	80	1/2"-20
SDR10P12R3	3/8	10	1200	3.1	1.40	8.6	220	0.8	20	30	14	80	1/2"-20
SDR10P12R4	1/2	13	1200	3.6	1.60	9.1	230	0.8	20	30	14	80	1/2"-20
SDR10P20R2	1/4	6	2000	2.4	1.10	7.1	180	0.8	20	30	14	80	3/8"-24
SDR10P20R3	3/8	10	2000	2.6	1.15	7.6	195	0.8	20	30	14	80	3/8"-24
SDR10P20R4	1/2	13	2000	3	1.35	7.9	200	0.8	20	30	14	80	1/2"-20
SDR10P25R2	1/4	6	2500	2.4	1.10	7.1	180	0.8	20	30	14	80	3/8"-24
SDR10P25R3	3/8	10	2500	2.6	1.15	7.6	195	0.8	20	30	14	80	3/8"-24
SDR10P40R2	1/4	6	4000	2.4	1.10	7.1	180	0.8	20	30	14	80	3/8"-24
SDR10P40R3	3/8	10	4000	2.6	1.15	7.6	195	0.8	20	30	14	80	3/8"-24
<b>0.60 hp (0.45 kW) – Rapid Reverse</b>													
SDR6P20R3RR	3/8	10	2000	2.3	1.00	6.3	160	0.8	20	25	12	80	3/8"-24
SDR6P25R3RR	3/8	10	2500	2.3	1.00	6.3	160	0.8	20	25	12	80	3/8"-24
SDR6P20RK3RR	3/8	10	2000	2.4	1.25	7.9	200	0.8	20	25	12	80	3/8"-24
SDR6P20RK4RR	1/2	13	2000	2.7	1.20	8.3	210	0.8	20	25	12	80	1/2"-20
SDR6P25RK3RR	3/8	10	2500	2.4	1.25	7.9	200	0.8	20	25	12	80	3/8"-24
SDR6P25RK4RR	1/2	13	2500	2.7	1.20	8.3	210	0.8	20	25	12	80	1/2"-20



**1 hp (0.75 kW) – Rapid Reverse**

SDR10P20R3RR	3/8"	10	2000	2.6	1.15	7.6	195	0.8	20	30	14	80	3/8"-24
SDR10P25R3RR	3/8"	10	2500	2.6	1.15	7.6	195	0.8	20	30	14	80	3/8"-24

**0.80 hp (0.60 kW) – Reversible**

3P2140 <sup>1</sup>	1/2"	13	300	5	2.30	8.8	224	1 1/32"	26	33	15	81	1/2"-20
DR3P2240 <sup>1</sup>	1/2"	13	550	5	2.30	8.8	224	1 1/32"	26	33	15	81	1/2"-20
3P2340 <sup>1</sup>	1/2"	13	850	5	2.30	8.8	224	1 1/32"	26	33	15	81	1/2"-20

<sup>1</sup> Not CE Compliant

**General:** Air Inlet Size: 1/4" NPT • Recommended Hose Size: 3/8" (10 mm) • Performance rated @ 90 psig (6.2 bar) air pressure

**Standard Equipment:** Parts List • Safety and Instruction Manual • 3-jaw Chuck and Key • Comfort Grip

**Accessories:** Drill Accessories, see page 669



**PERFORMANCE:**

Power: 0.33 hp (0.25 kW) – 1 hp (0.75 kW)  
 Speed Range: 300 rpm – 21,000 rpm  
 Chuck Capacity: 1/4" (6 mm) – 1/2" (13 mm)

**FEATURES:**

Reversible and Non-Reversible  
 Lever Start  
 Rubber Grip (1420, 1422)

**STRAIGHT DRILLS**


Model Number	Chuck Capacity		Free Speed rpm	Weight		Length		Side To Center		Maximum Air Consumption		Sound Level dB(A)	Spindle Thread
	in	mm		lb	kg	in	mm	in	mm	cfm	l/s		
<b>0.33 hp (0.25 kW) – Non-reversible</b>													
1420	1/4	6	2600	1.2	0.54	8	203	0.6	15	12	6	75	3/8"-24
DR1422	1/4	6	3600	1.2	0.54	8	203	0.6	15	12	6	75	3/8"-24
<b>1 hp (0.75 kW) – Non-reversible</b>													
SDR10S4N3	3/8	10	400	2.8	1.25	9.3	236	0.8	20	30	14	78	1/2"-20
SDR10S4N4	1/2	13	400	2.8	1.25	9.3	236	0.8	20	30	14	78	1/2"-20
SDR10S7N3	3/8	10	700	2.8	1.25	9.3	236	0.8	20	30	14	78	1/2"-20
SDR10S12N3	3/8	10	1200	2.8	1.25	9.3	236	0.8	20	30	14	78	1/2"-20
SDR10S16N3	3/8	10	1600	2.8	1.25	9.3	236	0.8	20	30	14	78	1/2"-20
SDR10S26N2	1/4	6	2600	2.3	1.05	8.3	211	0.8	20	30	14	78	3/8"-24
SDR10S26N3	3/8	10	2600	2.3	1.05	8.3	211	0.8	20	30	14	78	3/8"-24
SDR10S40N2	1/4	6	4000	2.3	1.05	8.3	211	0.8	20	30	14	78	3/8"-24
SDR10S40N3	3/8	10	4000	2.3	1.05	8.3	211	0.8	20	30	14	78	3/8"-24
SDR10S60N2	1/4	6	6000	2.3	1.05	8.3	211	0.8	20	30	14	78	3/8"-24
SDR10S60N3	3/8	10	6000	2.3	1.05	8.3	211	0.8	20	30	14	78	3/8"-24
SDR10S180N2	1/4	6	18,000	1.85	0.84	7.3	185	0.8	20	30	14	78	3/8"-24
SDR10S210N2	1/4	6	21,000	1.85	0.84	7.3	185	0.8	20	30	14	78	3/8"-24
<b>1 hp (0.75 kW) – Reversible</b>													
SDR10S3R3	3/8	10	300	2.8	1.25	10.8	273	0.8	20	30	14	78	1/2"-20
SDR10S3R4	1/2	13	300	3.2	1.45	11.3	285	0.8	20	30	14	78	1/2"-20
SDR10S5R3	3/8	10	500	2.8	1.25	10.8	273	0.8	20	30	14	78	1/2"-20
SDR10S5R4	1/2	13	500	3.2	1.45	11.3	285	0.8	20	30	14	78	1/2"-20
SDR10S7R3	3/8	10	700	2.8	1.25	10.8	273	0.8	20	30	14	78	1/2"-20
SDR10S7R4	1/2	13	700	3.2	1.45	11.3	285	0.8	20	30	14	78	1/2"-20
SDR10S12R3	3/8	10	1200	2.8	1.25	10.8	273	0.8	20	30	14	78	1/2"-20
SDR10S12R4	1/2	13	1200	3.2	1.45	11.3	285	0.8	20	30	14	78	1/2"-20
SDR10S20R2	1/4	6	2000	2.2	1.00	9.3	235	0.8	20	30	14	78	3/8"-24
SDR10S20R3	3/8	10	2000	2.3	1.05	9.8	248	0.8	20	30	14	78	3/8"-24
SDR10S20R4	1/2	10	2000	2.8	1.25	10.3	260	0.8	20	30	14	78	1/2"-20
SDR10S25R2	1/4	6	2500	2.2	1.00	9.3	235	0.8	20	30	14	78	3/8"-24
SDR10S25R3	3/8	10	2500	2.3	1.05	9.8	248	0.8	20	30	14	78	3/8"-24
SDR10S40R2	1/4	6	4000	2.2	1.00	9.3	235	0.8	20	30	14	78	3/8"-24
SDR10S40R3	3/8	10	4000	2.3	1.05	9.8	243	0.8	20	30	14	78	3/8"-24

**General:** Air Inlet Size: 1/4" NPT • Recommended Hose Size: 3/8" • Performance rated @ 90 psig (6.2 bar) air pressure

**Standard Equipment:** Parts List • Safety and Instruction Manual • Suspension Bail • 3-jaw Chuck and Key • Comfort Grip

**Accessories:** Drill Accessories, see page 669





POWER TOOLS

DRILLS: MINIATURE ANGLE DRILLS



## PERFORMANCE:

Power: 0.33 hp (0.25 kW) – 0.75 hp (0.56 kW)  
 Speed Range: 540 rpm – 4000 rpm

## FEATURES:

Non-Reversible  
 Lever Start  
 45° or 90° Miniature Angle Heads (except SDR10S40N360)  
 180° Adjustable Rotating Head (SDR10S40N360)

## MINIATURE ANGLE DRILLS

Model Number	Free Speed		Weight		Length		Side To Center		Maximum Air Consumption		Sound Level
	rpm		lb	kg	in	mm	in	mm	cfm	l/s	dB(A)
<b>45° Angle Head – 0.33 hp (0.25 kW) – 1/4"-28 Internal Thread Spindle</b>											
1AM1441	2200		1.5	0.7	10.2	259	0.3	8	12	6	75
1AM1541	2800		1.5	0.7	10.2	259	0.3	8	12	6	75
1AML1541 (with Lever Lock)	2800		1.5	0.7	10.2	259	0.3	8	12	6	75
<b>90° Angle Head – 0.33 hp (0.25 kW) – 1/4"-28 Internal Thread Spindle</b>											
1AM1451	2200		1.5	0.7	9.7	246	0.3	8	12	6	75
1AML1451 (with Lever Lock)	2200		1.5	0.7	9.7	246	0.3	8	12	6	75
1AM1551	2800		1.5	0.7	9.7	246	0.3	8	12	6	75
1AML1551 (with Lever Lock)	2800		1.5	0.7	9.7	246	0.3	8	12	6	75
SDR10AH35	3500		TBD	TBD	TBD	TBD	0.8	20	30	14	TBD
<b>90° Angle Head – 0.33 hp (0.25 kW) – 9/32"-40 Internal Thread Spindle</b>											
1AM1452	2200		1.5	0.7	9.7	246	0.3	8	12	6	75
1AM1552	2800		1.5	0.7	9.7	246	0.3	8	12	6	75
<b>180° Rotating Head – 0.75 hp (0.56 kW) – Chuck Capacity: #70 thru 1/4"</b>											
SDR10S40N360	4000		2.7	1.3	12.5	318	0.8	20	30	14	80
<b>Sealant Removal Tool Kit</b>											
1AM1141/51K	800		1.8	0.80	11.5	292	0.3	8	12	6	75
Includes 1AM1151 (90° Angle Drill) and 65213 (45° Angle Drill Head Assembly)											
1AM1141SRK	800		1.8	0.80	11.5	292	0.3	8	12	6	75
Includes 1AM1141 (45° Angle Drill)											
1AM1151SRK	800		1.8	0.80	11.5	292	0.3	8	12	6	75
Includes 1AM1151 (90° Angle Drill)											

**General:** Air Inlet Size: 1/4" NPT • Recommended Hose Size: 3/8" (10 mm) • Performance rated @ 90 psig (6.2 bar) air pressure

**Standard Equipment:** Parts List • Safety and Instruction Manual

**Accessories:** Drill Accessories, see page 669

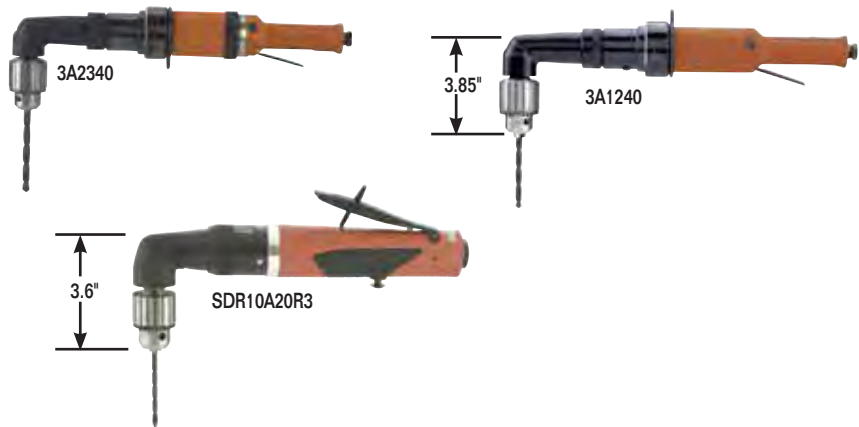


## PERFORMANCE:

Power: 0.80 hp (0.60 kW) – 1 hp (0.75 kW)  
 Speed Range: 300 rpm – 2200 rpm  
 Chuck Capacity: 1/4" (6 mm) – 1/2" (13 mm)

## FEATURES:

Reversible and Non-Reversible  
 Lever Start  
 Heads can be rotated 360°  
 Rear or Side Exhaust



## RIGHT ANGLE DRILLS

Model Number	Chuck Capacity		Free Speed rpm	Weight		Length		Side To Center		Maximum Air Consumption		Sound Level dB(A)	Spindle Thread
	in	mm		lb	kg	in	mm	in	mm	cfm	l/s		
<b>0.80 hp (0.60 kW) – Reversible – Side Exhaust<sup>1</sup></b>													
3A2140 <sup>1</sup>	1/2	13	300	6.9	3.10	15.5	394	0.8	19	33	16	81	1/2"-20
3A2240 <sup>1</sup>	1/2	13	480	6.9	3.10	15.5	394	0.8	19	33	16	81	1/2"-20
3A2340 <sup>1</sup>	1/2	13	700	6.9	3.10	15.5	394	0.8	19	33	16	81	1/2"-20
3A2430 <sup>1</sup>	3/8	10	1000	6.3	2.90	15.4	391	0.8	19	33	16	81	1/2"-20
<b>1 hp (0.75 kW) – Reversible</b>													
SDR10A3R3	3/8	10	300	3.3	1.50	12	305	0.8	19	30	14	78	3/8"-24
SDR10A3R4	1/2	13	300	3.7	1.65	12	305	0.8	19	30	14	78	3/8"-24
SDR10A6R3	3/8	10	600	3.3	1.50	12	305	0.8	19	30	14	78	3/8"-24
SDR10A6R4	1/2	13	600	3.7	1.65	12	305	0.8	19	30	14	78	3/8"-24
SDR10A10R3	3/8	10	1000	3.3	1.50	12	305	0.8	19	30	14	78	3/8"-24
SDR10A10R4	1/2	13	1000	3.7	1.65	12	305	0.8	19	30	14	78	3/8"-24
SDR10A16R2	1/4	6	1600	3.2	1.40	12	305	0.8	19	30	14	78	3/8"-24
SDR10A16R3	3/8	10	1600	3.3	1.50	12	305	0.8	19	30	14	78	3/8"-24
SDR10A20R2	1/4	6	2000	2.9	1.30	11	280	0.8	19	30	14	78	3/8"-24
SDR10A20R3	3/8	10	2000	3	1.35	11	280	0.8	19	30	14	78	3/8"-24
<b>1 hp (0.75 kW) – Non-Reversible</b>													
SDR10A4N3	3/8	10	400	3.3	1.50	11.2	285	0.8	19	30	14	78	3/8"-24
SDR10A4N4	1/2	13	400	3.7	1.65	11.2	285	0.8	19	30	14	78	3/8"-24
SDR10A10N3	3/8	10	1000	3.3	1.50	11.2	285	0.8	19	30	14	78	3/8"-24
SDR10A10N4	1/2	13	1000	3.7	1.65	11.2	285	0.8	19	30	14	78	3/8"-24
SDR10A13N2	1/4	6	1300	3.2	1.40	11.2	285	0.8	19	30	14	78	3/8"-24
SDR10A13N3	3/8	10	1300	3.3	1.50	11.2	285	0.8	19	30	14	78	3/8"-24
SDR10A22N2	1/4	6	2200	2.9	1.30	10.2	260	0.8	19	30	14	78	3/8"-24
SDR10A22N3	3/8	10	2200	3	1.35	10.2	260	0.8	19	30	14	78	3/8"-24
SDR10A30N2	1/4	6	3000	2.9	1.30	10.2	260	0.8	19	30	14	78	3/8"-24
<b>1 hp (0.75 kW) – Non-reversible – Side Exhaust<sup>1</sup></b>													
3A1140 <sup>1</sup>	1/2	13	360	6.5	2.90	15.1	384	0.8	19	33	16	80	1/2"-20
3A1240 <sup>1</sup>	1/2	13	600	6.5	2.90	15.1	384	0.8	19	33	16	80	1/2"-20
3A1530	3/8	10	1800	6.5	2.90	15.1	384	0.8	19	33	16	80	1/2"-20

<sup>1</sup> Not CE Certified

**General:** Air Inlet Size: 1/4" NPT • Recommended Hose Size: 3/8" (10 mm) • Performance rated @ 90 psig (6.2 bar) air pressure

**Standard Equipment:** Parts List • Safety and Instruction Manual • 3-jaw Chuck and Key

**Accessories:** Drill Accessories, see page 669







1465

## PERFORMANCE:

Power: 1 hp (0.75 kW)  
 Speed Range: 375 rpm – 2,000 rpm  
 Chuck Capacity: 3/8" (10 mm) – 1/2" (13 mm)

## FEATURES:

Non-Reversible  
 Trigger Start  
 Side Exhaust  
 Support Handle Included  
 Swivel Air Inlet

## D-HANDLE DRILLS

Model Number	Chuck Capacity		Free Speed rpm	Weight		Length		Side To Center		Maximum Air Consumption		Sound Level dB(A)	Spindle Thread
	in	mm		lb	kg	in	mm	in	mm	cfm	l/s		
<b>"D" Handle Drill – 1 hp (0.75 kW) – Non-Reversible</b>													
DR1467	1/2	13	375	6.6	3	13.4	340	1	25	30	14	76	1/2"-20
1466	1/2	13	550	6.6	3	13.4	340	1	25	30	14	76	1/2"-20
1465-1/2	1/2	13	1000	6.6	3	13.4	340	1	25	30	14	76	1/2"-20
1464	1/2	13	2000	6.6	3	13.4	340	1	25	30	14	76	1/2"-20
1465	3/8	10	1000	6.6	3	13.3	338	1	25	30	14	76	1/2"-20

**General:** Air Inlet Size: 1/4" NPT • Recommended Hose Size: 3/8" (10 mm) • Performance rated @ 90 psig (6.2 bar) air pressure

**Standard Equipment:** Parts List • Safety and Instruction Manual • 3-jaw Chuck and Key • Swivel Air Inlet

**Accessories:** Drill Accessories, see page 669

POWER TOOLS

DRILLS: D-HANDLE DRILLS/T-HANDLE DRILLS



3T1630

SDR10T4N4

## PERFORMANCE:

Power: 1 hp (0.75 kW)  
 Speed Range: 360 rpm – 4000 rpm  
 Chuck Capacity: 3/8" (10 mm) – 1/2" (13 mm)

## FEATURES:

Non-Reversible  
 Lever Start  
 Handle Grips

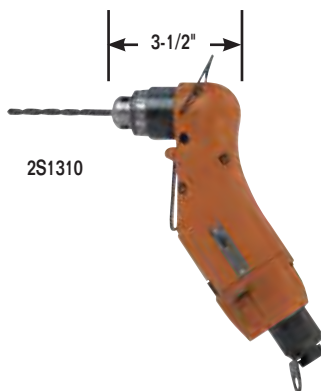
## T-HANDLE DRILLS

Model Number	Chuck Capacity		Free Speed rpm	Weight		Length		Side To Center		Maximum Air Consumption		Sound Level dB(A)	Spindle Thread
	in	mm		lb	kg	in	mm	in	mm	cfm	l/s		
<b>Signature Series – 1 hp (0.75 kW) – Non-reversible</b>													
SDR10T4N4	1/2	13	400	6.3	2.9	36	914	0.85	21.6	35	17	80	1/2"-20
SDR10T7N4	1/2	13	700	6.3	2.9	36	914	0.85	21.6	35	17	80	1/2"-20
SDR10T12N4	1/2	13	1200	6.3	2.9	36	914	0.85	21.6	35	17	80	1/2"-20
SDR10T16N4	1/2	13	1600	6.3	2.9	36	914	0.85	21.6	35	17	80	1/2"-20
SDR10T26N3	3/8	10	2600	5.6	2.5	36	914	0.85	21.6	35	17	80	3/8"-24
SDR10T26N4	1/2	13	2600	5.9	2.7	36	914	0.85	21.6	35	17	80	1/2"-20
SDR10T40N3	3/8	10	4000	5.6	2.5	36	914	0.85	21.6	35	17	80	3/8"-20
<b>3 - Series – 1 hp (0.75 kW) – Non-reversible</b>													
3T1140	v	13	360	7.6	3.5	35	889	1	25	35	17	80	1/2"-20
3T1340	1/2	13	1000	7.6	3.5	35	889	1	25	35	17	80	1/2"-20
3T1530	3/8	10	2150	7.3	3.3	35	889	1	25	35	17	80	1/2"-20
3T1630	3/8	10	2650	7.3	3.3	35	889	1	25	35	17	80	1/2"-20
3T1640	1/2	13	2650	7.4	3.4	35	889	1	25	35	17	80	1/2"-20

**General:** Air Inlet Size: 1/4" NPT • Recommended Hose Size: 3/8" (10 mm) • Performance rated @ 90 psig (6.2 bar) air pressure

**Standard Equipment:** Parts List • Safety and Instruction Manual • 3-jaw Chuck and Key • Comfort Grip

**Accessories:** Drill Accessories, see page 19



2S1310



2S2130

**PERFORMANCE:**

Power: 0.33 hp (0.25 kW) – 0.50 hp (0.37 kW)  
 Speed Range: 1000 rpm – 2200 rpm  
 Chuck Capacity: 1/4" (6 mm) – 3/8" (10 mm)

**FEATURES:**

Reversible and Non-Reversible  
 Lever Start  
 Rear Exhaust  
 Suspension Bail

**Z-HANDLE DRILLS**

Model Number	Chuck Capacity		Free Speed rpm	Weight		Length		Side To Center		Maximum Air Consumption		Sound Level dB(A)	Spindle Thread
	in	mm		lb	kg	in	mm	in	mm	cfm	l/s		
<b>Non-reversible – 0.50 hp (0.37 kW)</b>													
2S1310	1/4	6	2200	2.6	1.2	3.5	89	1	25	18	8	75	3/8"-24
2S1330	3/8	10	2200	2.7	1.2	3.8	97	1	25	18	8	75	3/8"-24
<b>Reversible – 0.33 hp (0.25 kW)</b>													
2S2110	1/4	6	1000	2.6	1.2	3.5	89	1	25	16	8	75	3/8"-24
2S2130	3/8	10	1000	2.7	1.2	3.8	97	1	25	16	8	75	3/8"-24
2S2230	3/8	10	1600	2.7	1.2	3.8	97	1	25	16	8	75	3/8"-24
2S2310	1/4	6	2200	2.6	1.2	3.5	89	1	25	16	8	75	3/8"-24
2S2330	3/8	10	2200	2.7	1.2	3.8	97	1	25	16	8	75	3/8"-24

**General:** Air Inlet Size: 1/4" NPT • Recommended Hose Size: 3/8" (10 mm) • Performance rated @ 90 psig (6.2 bar) air pressure

**Standard Equipment:** Parts List • Safety and Instruction Manual • 3-jaw Chuck and Key • Suspension Bail

**Accessories:** Drill Accessories, see page 669





## DRILL CHUCKS & KEYS

Adapts arbor with 1/2"-20 thread to hole saw with 5/8"-18 thread



Chuck Capacity	Thread Size	Chuck Part No	Key Part No	Key Holder No
0 - 1/4"	3/8"-24	21077	30000	
0 - 1/4"	3/8"-24	21019B	30000	
0 - 3/8"	1/2"-20	21002	30011	14273
0 - 3/8"	3/8"-24	21085	30231	14273
0 - 3/8" <sup>1</sup>	3/8"-24	69005		
0 - 1/2" <sup>1</sup>	1/2"-20	69006		
1/16" - 3/8"	1/2"-20	21131	30002	
1/16" - 3/8"	3/8"-24	21133	30002	14273
5/64" - 1/2"	3/8"-24	21132	30429	
5/64" - 1/2"	1/2"-20	21137	30011	14273

<sup>1</sup>Keyless Chuck • Keyed chucks include key

## QUICK CHANGE CHUCK

### Part No 2352

Adapts 3/8"-24 threaded spindles to 1/4" hex quick change



Non-Reversing Only

## SR CUTTERS



SR40



SR83

Sioux Part Number	Description
SR40	#3 (0.40") SR Cutter
SR83	#8 (0.83") SR Cutter

Sold in case of 40

## SUPPORT HANDLE

### Part No 2355B

For use on ES, 2L, 3P series drills



## SIGNATURE SERIES SUPPORT HANDLE

### Part No SPSDR-14A

For use on Signature Series Drills



### Part No 77067A

Heavy Duty Support Handle for Signature Series Drills

## COMFORT GRIPS

For use on 1SM & 1ST series drills



66124

For use on 1OM & 1OT series drills



68340

For use on Signature series drills



SDR6PNBOOT / SDR10PNBOOT



# ASSEMBLY

## Combining Efficiency, Reliability and Value...

POWER TOOLS

ASSEMBLY

### PUTTING IT ALL TOGETHER

To keep up with the rapidly growing demands of modern assembly applications, Sioux Tools remains on the cutting edge of engineering design. We continue to be innovative in creating new tools to provide faster rundown speeds with exceptional accuracy and consistent torque delivery, combined with ergonomic design for operator comfort and safety.

We build every tool to help assembly operators become more productive. We believe they deserve tools that will help improve their quality of performance and maximize the skills they bring to the job.

### EXCLUSIVE DESIGNS

Sioux Tools is the exclusive manufacturer of the Z-handle. This unique feature allows access to tight, hard to reach angles.

### IMPACT WRENCHES

Suitable for general assembly, repair jobs, etc. When you require a powerful, lightweight tool, with little reaction force and moderate accuracy. This is the best choice for loosening joints.

### SCREWDRIVERS

Sioux Tools offers a wide range of screwdrivers designed to meet today's fast paced, high output assembly and manufacturing applications.

### NUTRUNNERS

Sioux offers nutrunners that are designed for high volume industrial production. You can choose from free speeds of up to 2200 rpm, and a torque range of up to 600 in lb (68 Nm). These are outstanding tools for fast, accurate assembly.



## An Easy Drive Home

Sioux Tools offers a wide range of screwdrivers and nutrunners designed to meet today's fast paced, high output assembly and manufacturing applications. Sioux Tools is able to provide a perfect match for any job requirement. As industries strive to reduce fastener requirements, we work to meet the demand for greater accuracy and precision in fastening performance. The productivity demands for quality and speed, as well as user comfort, convenience and safety make Sioux Tools your number one choice.

### CONFIGURATIONS

Sioux screwdrivers are available in pistol grip, inline, right angle and our exclusive Z-handle configurations. Most screwdriver models offer your choice of Quick Change or Locking Internal Hex spindles. The spring-loaded chuck on the Quick Change allows for fast, easy bit changes without the need for additional tools or hardware. The slimmer

### ASSEMBLY SAFETY

#### Broken sockets, bits and adapters can cause injury.

Proper eye protection must be worn at all times by tool user and bystanders. Use only sockets, bits and adapters made for power tools and that are in good condition. Use only bits and adapters that are in good condition. Keep hands away from sockets, bits and adapters.

#### Sudden and unexpected tool movement can cause injury.

Be sure your body position allows you to have control of the tool at all times. Make sure your footing is secure. Consult manufacturer for proper reaction bar if movement is excessive.

#### Tools starting unexpectedly can cause injury.

Always remove the tool from air supply and activate trigger to bleed air line before making any adjustments, changing accessories, or doing any maintenance or service on the tool.

#### Falling tools can cause injury.

If the tool is used with a balancer or other suspension device, be sure the tool is firmly attached to the device.

### ASSEMBLY PRINCIPLES OF OPERATION

An air motor and planetary reduction gearing are used to drive a clutch spindle, producing torque in a fastener.

The action of the torque creates clamp-load in the assembly.

Motor size (horsepower), gear ratio, and type of clutch determine performance, and are key factors in selecting the appropriate tool for a given application.

Generally equipped with a 1/4" female hexagon spindle that allows inserting a screwdriver bit.



design of the Locking Internal Hex ensures that the bit stays firmly in place until you choose to remove it with the aid of a vise or pliers.

### REDUCING PHYSICAL LOAD

We design all our screwdrivers with ergonomics in mind. We help you get the job done with a minimum amount of effort and wear and tear on the operator. By reducing the physical load on the operator, which includes noise and oil mist, productivity will be improved. Sioux Tools offers many benefits including high torque accuracy, low sound levels and ergonomic grips. Fast clutch shutoff reduces reaction force, while the shape reduces the amount of gripping and trigger force required.







## CLUTCH SELECTION

**Positive Clutch** – Spindle will not turn with motor until operator exerts forward pressure on spindle engaging the clutch. The clutch ratchets when torque resistance from the fastener overcomes the forward pressure and the jaws begin to cam apart. Torque output of the tool is determined by forward pressure from operator and by the cam angle of the clutch jaws. For wood, sheet metal, and machine screws and lag bolts.

Sioux Tools is the exclusive manufacturer of three different positive clutches; Low, Mid and High torque output. Your choice of clutch allows you to more precisely control the amount of torque exerted on the fastener.


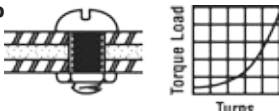
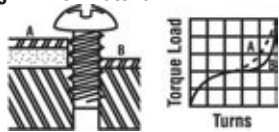

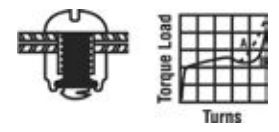
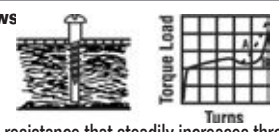
**Stall Drive** – Spindle is coupled directly with the output of the motor. Final torque is reached when resistance of the fastener overcomes the torque output of the motor. Final torque can be influenced by air pressure and/or operator twisting the tool. For prevailing torque or soft pull applications involving machine, wood, or self-tapping screws.

**Adjustable Clutch** – Spindle will not turn with motor until operator exerts forward pressure on spindle engaging the clutch. When fastener is tight, clutch will ratchet. Adjusting spring pressure will effect final output torque. Offers consistent torque control with little operator reaction.

**Torque Control** – Motor shuts off automatically when fastener is tight. Adjusting spring pressure changes final output torque for critical torque requirements. Perfect for applications with little or no prevailing torque where final torque is substantially higher than rundown torque.

**Direct Clutch** – Spindle will not turn with motor until operator exerts forward pressure on spindle engaging the clutch. Final torque is reached when resistance of the fastener overcomes the torque output of the motor. Excellent stall type tool when tightening group of fasteners without turning off motor.

## CLUTCH SELECTION GUIDE

Type of Job	Clutch Performance			
	Torque Control	Adjustable	Direct/Stall Drive	Positive Clutch
<p><b>1. Free-Running – Sudden Stop</b></p>  <p>Turns easily until screw head or nut seats against a solid stop. Resistance then builds up suddenly.</p>	Excellent for all size screws.	Good for all size screws. Close torque control is not required.	Good for large or medium nuts or cap screws only.	Fair for all size screws where close torque accuracy is not required.
<p><b>2. Soft Pull-Up</b></p>  <p>Turns easily until screw head or nut seats, then resistance builds up gradually through one or more turns as resilient material compressed.</p>	Excellent for all size screws.	Good for most screws. Close torque control is not required. Slow on large screws with long pull-up.	Good for large and medium size screws. Must be adjusted to run rather slowly for small screws.	Good for small to medium size screws. Requires considerable operator pressure on large screws.
<p><b>3. Self-Tapping in Thick Material</b></p>  <p>Increasing heavy resistance through entire travel until screw head seats. Then either (A) gradual, or (B) sudden final build-up resistance.</p>	Excellent for all size screws. Not suitable if tapping torque exceeds stripping torque.	Good for most screws. With proper operator technique, can be used where tapping torque exceeds stripping torque. Slow on large screws.	Not recommended unless stripping torque is considerably higher than tapping torque.	Good for most size screws where stripping torque is considerably higher than tapping torque. Excellent in non-uniform or misaligned material.
<p><b>4. Sheet Metal Screws</b></p>  <p>Resistance increases rapidly at first, then eases slightly. At the end, it usually builds up suddenly when screw head seats.</p>	Good for all size screws. Not suitable if tapping torque exceeds stripping torque.	Good for most screws. With proper operator technique, can be used where tapping torque exceeds stripping torque.	Not recommended unless stripping torque is considerably higher than tapping torque.	Good for all size screws where stripping torque is considerably higher than tapping torque. Excellent when sheets are frequently misaligned.
<p><b>5. Lock Nuts</b></p>  <p>Starts with heavy resistance that lasts through entire travel until screw or nut seats. Then either (A) gradual, or (B) sudden further build-up resistance.</p>	Excellent for all size screws.	Good for most screws. Close torque control is not required.	Good for large and medium screws. Must be adjusted to run rather slowly for small screws.	Fair for all size screws.
<p><b>6. Wood Screws</b></p>  <p>Starts with small resistance that steadily increases through entire travel with additional resistance as screw head seats.</p>	Fair for all size screws.	Good for all size screws.	Excellent for large and medium screws. Must be adjusted to run rather slowly for small screws.	Excellent for all size screws.



# Tool Selection Guide

## CONSIDERATIONS FOR SELECTING SCREWDRIVERS

This should be done in a systematic way to ensure no details are overlooked that could have an adverse affect on job function or results. The following are variables that must be considered to ensure proper tool selection.

- What is being assembled?
- What material is involved?
- What type of screw or nut is being driven? What head type?
- What screw size (standard or metric)?
- What U.S. grade or metric class?
- What torque (inch pounds or Newton meters)?
- What torque tolerance (accuracy)?
- What is the run-down torque vs. seating torque?
- What type of joint pull-up (hard, medium, soft)?
- What pull-up conditions (free run-down, sheet metal, wood, or plastic)?
- What is the production rate?
- Are there clearance problems?
- What handle style is required (straight or pistol)?
- Is the tool to be hand held or fixtured?
- What type of clutch?
- Speed required?
- Is there a need for a reversible tool?
- What type of drive (square, 1/4" hex, quick change)?
- How is the application being done now?
- Special consideration?

## WHAT IS THE SIZE AND TYPE OF SCREW OR FASTENER ON WHICH THE TOOL WILL BE USED?

- No 1 Series Tools** – 2 to 50 in lb of torque. (Fasteners up to 1/4")
- .6 & 1 HP Signature Series Tools** – 5 to 400 in lbs of torque. (Fasteners up to 3/8")
- No 3 Series Tools** – 5 to 50 ft lbs of torque. (Fasteners up to 1/2")

## WHAT KIND OF APPLICATION AND MATERIAL WILL THE FASTENER BE USED ON?

The type of material helps to determine which type of clutch is needed.

## APPLICATION & MATERIAL GUIDE

Screw Size	Clutch	Free Run Down	Soft Pull-Up	Prevailing Torque
<b>No 8 and Smaller</b>	Adjustable	Excellent	Excellent	Excellent
	Stall	Excellent	Good	Excellent
	Direct	Good	Good	Good
	Positive	Fair	Fair	Good
<b>No 10 and Larger</b>	Adjustable	Good	Fair	Fair
	Stall	Good	Excellent	Excellent
	Direct	Good	Excellent	Excellent
	Positive "P"	Good	Excellent	Excellent
	Positive "PS"	Good	Excellent	Excellent

## WHAT ARE THE TORQUE REQUIREMENTS?

Most air tools share the quality: as the speed increases, the torque decreases. This applies to tools within the same horsepower rating.

- A. Stall or direct clutch gives the most torque.
- B. Positive clutch tools are operator influenced.
- C. Adjustable torque clutches are available on most Sioux fastening tools.
- D. Torque control is available on No 1 series

## AT WHAT ANGLE OR POSITION WILL THE TOOL BE USED?

This will determine the style of tool best suited from an ergonomics point of view.

- A. If the fastener is in a vertical position, a straight or lever style tool will be best.
- B. If the fastener is in a horizontal position a pistol style tool will be best.
- C. If the fastener is in a tight or constricted area the "2S" series works well in this application.

## IS REVERSING NECESSARY?

Most fastening applications are going to require a reversible tool. Keep in mind that in most cases a non-reversing tool will have more torque than a reversible tool.

## IS THE APPLICATION OPERATOR INFLUENCED OR RESTRICTED?

- A. Is the operator male or female? This can be a factor in determining the size of the power tool (weight for example).
- B. Does the application lend itself to an auto start tool, as in the No 1 series?

## AN EXAMPLE OF APPLYING THESE QUESTIONS TO AN APPLICATION WOULD BE:

Driving a 2" long wood screw into hardwood with a pilot hole. The fastener is in a horizontal position during assembly. A test with a hand torque wrench indicates a prevailing torque of 80 in lbs, and a failing torque of 120 in lbs.


- 1. 2" long wood screw
- 2. Hard Wood use positive clutch
- 3. SSD10P20PS – 100 in lbs
- 4. Pistol will work best
- 5. Need reversing
- 6. Mostly male workers





# Screwdriver Maintenance

## Adjustable Clutch Screwdrivers



- 1 Tipper valve and valve seat is easily accessible for service
- 2 Slip fit of front end plate bearing allows easy service of the air motor without disturbing the rotor spacing
- 3 Rotor pinion is case hardened to resist wear
- 4 Grease zerk makes it easy to grease the gears without disassembly
- 5 Ring gear is machined into the motor retainer for ease of assembly and disassembly
- 6 Planet gear pins are slip fit for ease of assembly and disassembly
- 7 Interchangeable rotor, cylinder, bearings and end plates. This reduces the number of spare parts tool cribs need to stock

POWER TOOLS

ASSEMBLY

## GUIDE TO FASTENERS

Screw Type

Standard Nosepieces Available For All Fasteners Shown Below

### Wood Screws



### Machine Screws

\* Standard or Special, depending on the washer diameter.



### Tapping or Sheet Metal Screws



### Drive Systems

\* Special bits required for Clutch and Torx internal and external. Call factory.



**PERFORMANCE:**

Torque: 24 in lb (2.7 Nm) – 216 in lb (24.4 Nm)  
Speed: 725 rpm – 2500 rpm

**FEATURES:**

Reversible and Non-reversible  
Trigger Start  
Trigger or Shuttle Reverse  
Comfort Grip  
Rotatable Exhaust (1OM series)

**POSITIVE CLUTCH PISTOL GRIP & T-HANDLE SCREWDRIVERS**

Model Number	Max Torque <sup>1</sup> (Soft Joint)		Free Speed rpm	Weight		Length		Side To Center		Air Consumption		Sound Level dB(A)
	in lb	Nm		lb	kg	in	mm	in	mm	cfm	l/s	
<b>1 Series – Rapid Reverse – 1/4" Quick Change</b>												
1OM2103	55	6.2	725	1.8	0.80	7.7	196	0.7	17	8	4	75
1OM2203	40	4.5	1000	1.8	0.80	7.7	196	0.7	17	8	4	75
1OM2303	30	3.4	1400	1.8	0.80	7.7	196	0.7	17	8	4	75
1OM2403	24	2.7	2000	1.6	0.70	6.7	170	0.7	17	8	4	75
<b>0.6 hp (0.45 kW) Medium Clutch Screwdrivers – 1/4" Quick Change</b>												
SSD6P12P	100	11.3	1200	2.6	1.18	8.6	218	0.8	20	25	12	80
SSD6P20P	55	6.2	2000	2.2	0.98	6.8	171	0.8	20	25	12	80
SSD6P20PSRR	55	6.2	2000	2.2	0.98	6.8	171	0.8	20	25	12	80
SSD6P25P	40	4.5	2500	2.2	0.98	6.8	171	0.8	20	25	12	80
SSD6P25PSRR	40	4.5	2500	2.2	0.98	6.8	171	0.8	20	25	12	80
<b>1 hp (0.75 kW) Medium Torque Clutch Screwdrivers – 1/4" Quick Change</b>												
SSD10P12P	135	15.3	1200	2.8	1.30	9.1	231	0.8	20	30	14	80
SSD10P20P	70	7.9	2000	2.4	1.07	7.3	185	0.8	20	30	14	80
SSD10P25P	50	5.7	2500	2.4	1.07	7.3	185	0.8	20	30	14	80
<b>1 hp (0.75 kW) High Torque Clutch Screwdrivers – 1/4" Quick Change</b>												
SSD10P12PS	145	16.4	1200	2.8	1.30	9.1	231	0.8	20	30	14	80
SSD10P20PS	80	9	2000	2.4	1.07	7.3	185	0.8	20	30	14	80
SSD10P25PS	58	6.5	2500	2.4	1.07	7.3	185	0.8	20	30	14	80
<b>1 hp (0.75 kW) – Medium Torque Positive Clutch Rapid Reverse Screwdriver</b>												
SSD10P20PRR	70	7.9	2000	2.4	1.07	7.3	185	0.8	20	30	14	80
SSD10P25PRR	50	5.7	2500	2.4	1.07	7.3	185	0.8	20	30	14	80
<b>3 Series T-Handle – 7/16" Quick Change</b>												
3T2303 <sup>1</sup>	216	24.4	850	6.7	3	33	840	1	25	33	16	81

<sup>1</sup> Torque output varies with force exerted by operator

**General:** Air Inlet Size: 1/4" NPT • Recommended Hose Size: 1/4" (6 mm) (1OM series) • Performance rated @ 90 psig (6.2 bar) air pressure

**Standard Equipment:** Parts List • Safety and Instruction Manual • Comfort Grip (1OM series)

**Accessories:** Screwdriver Accessories, Screwdriver Bits and Finders see page 685





## PERFORMANCE:

Torque: 55 in lb (6.2 Nm)  
Speed: 800 rpm

## FEATURES:

Reversible  
Lever Start  
Rear Exhaust



1SM2103



## POSITIVE CLUTCH INLINE SCREWDRIVERS

Model Number	Max Torque <sup>1</sup> (Soft Joint)		Free Speed rpm	Weight		Length		Side To Center		Air Consumption		Sound Level dB(A)
	in lb	Nm		lb	kg	in	mm	in	mm	cfm	l/s	
1/4" Quick Change												
<b>Inline</b>												
1SM2103	55	6.2	800	1.4	0.6	9.1	231	0.6	15	8	4	75

<sup>1</sup> Torque output varies with force exerted by operator

**General:** Air Inlet Size: 1/4" NPT • Recommended Hose Size: 1/4" (6 mm) (1SM series) • Performance rated @ 90 psig (6.2 bar) air pressure

**Standard Equipment:** Parts List • Safety and Instruction Manual • Comfort Grip (1SM series)

**Accessories:** Screwdriver Accessories, Screwdriver Bits and Finders see page 685

## PERFORMANCE:

Torque: 18 in lb (2 Nm) – 400 in lb (45.2 Nm)  
Speed: 300 rpm – 2600 rpm

## FEATURES:

Reversible  
Trigger Start  
Rapid or Shuttle Reverse  
Comfort Grip  
1/4" Quick Change



1OM2407

SSD6P20S

SSD10P20S

SSD10P20SRR



## STALL PISTOL GRIP SCREWDRIVERS

Model Number	Max Torque (Soft Joint)		Free Speed rpm	Weight		Length		Side To Center		Air Consumption		Sound Level dB(A)
	in lb	Nm		lb	kg	in	mm	in	mm	cfm	l/s	
<b>Trigger Start - Trigger Reverse</b>												
1OM2107	55	6.2	725	1.8	0.80	7.7	196	0.7	18	8	4	75
1OM2207	40	4.5	1000	1.8	0.80	7.7	196	0.7	18	8	4	75
1OM2307	30	3.4	1400	1.8	0.80	7.7	196	0.7	18	8	4	75
1OM2407	24	2.7	2000	1.6	0.70	6.7	170	0.7	18	8	4	75
1OM2507	18	2	2600	1.6	0.70	6.7	170	0.7	18	8	4	75
<b>0.6 hp (0.45 kW) Trigger Start - Shuttle Reverse</b>												
SSD6P7S	155	17.8	700	2.4	1.10	6.8	171	0.8	20	25	12	80
SSD6P12S	100	11.3	1200	2.4	1.10	6.8	171	0.8	20	25	12	80
SSD6P20S	55	6.2	2000	2	0.90	5.8	146	0.8	20	25	12	80
SSD6P25S	40	4.5	2500	2	0.90	5.8	146	0.8	20	25	12	80
<b>0.6 hp (0.45 kW) Trigger Start - Rapid Reverse</b>												
SSD6P20SRR	55	6.2	2000	2	0.90	5.8	146	0.8	20	25	12	80
<b>1 hp (0.75 kW) Trigger Start - Shuttle Reverse</b>												
SSD10P3S	400	45.2	300	2.6	1.17	7.5	191	0.8	20	30	14	80
SSD10P5S	325	36.7	500	2.6	1.17	7.5	191	0.8	20	30	14	80
SSD10P7S	220	24.9	700	2.6	1.17	7.5	191	0.8	20	30	14	80
SSD10P12S	145	16.4	1200	2.6	1.17	7.5	191	0.8	20	30	14	80
SSD10P20S	80	9	2000	2.2	0.98	6.5	165	0.8	20	30	14	80
SSD10P25S	58	6.6	2500	2.2	0.98	6.5	165	0.8	20	30	14	80
<b>1 hp (0.75 kW) - Stall Rapid Reverse</b>												
SSD10P20SRR	80	9	2000	2.2	0.98	6.5	165	0.8	20	30	14	80

**General:** Air Inlet Size: 1/4" NPT • Recommended Hose Size: 1/4" (6 mm) (1OM series); 3/8" (10 mm) • Performance rated @ 90 psig (6.2 bar) air pressure

**Standard Equipment:** Parts List • Safety and Instruction Manual • Comfort Grip


**Accessories:** Screwdriver Accessories, Screwdriver Bits and Finders see pages 685

**PERFORMANCE:**

Torque: 24 in lb (2.7 Nm) – 400 in lb (45.2 Nm)  
Speed: 300 rpm – 2500 rpm

**FEATURES:**

Reversible  
Lever Start  
Rear Exhaust  
Suspension Bail  
1/4" Quick Change

**STALL INLINE SCREWDRIVERS**

Model Number	Max Torque (Soft Joint)		Free Speed rpm	Weight		Length		Side To Center		Air Consumption		Sound Level dB(A)
	in lb	Nm		lb	kg	in	mm	in	mm	cfm	l/s	
<b>Inline – Reversible – 1/4" Quick Change Drive</b>												
1SM2107	55	6.2	800	1.4	0.60	9.1	231	0.6	15	8	4	75
1SM2407	24	2.7	2200	1.3	0.60	8.1	206	0.6	15	8	4	75
<b>Inline – Stall Clutch</b>												
SSD10S3S	400	45.2	300	2.2	1.00	9.5	240	0.8	20	30	14	80
SSD10S5S	325	36.7	500	2.2	1.00	9.5	240	0.8	20	30	14	80
SSD10S7S	220	24.9	700	2.2	1.00	9.5	240	0.8	20	30	14	80
SSD10S12S	145	16.4	1200	2.2	1.00	9.5	240	0.8	20	30	14	80
SSD10S20S	80	9	2000	1.9	0.85	8.4	215	0.8	20	30	14	80
SSD10S25S	58	6.6	2500	1.9	0.85	8.4	215	0.8	20	30	14	80

**General:** Air Inlet Size: 1/4" NPT • Recommended Hose Size: 1/4" (6 mm) (1SM series); 3/8" (10 mm) (SSD series) • Performance rated @ 90 psig (6.2 bar) air pressure

**Standard Equipment:** Parts List • Safety and Instruction Manual • Comfort Grip (1SM series) • Suspension Bail


**Accessories:** Screwdriver Accessories, Screwdriver Bits and Finders see page 685

**PERFORMANCE:**

Torque: 20 in lb (2.3 Nm) – 140 in lb (15.8 Nm)  
Speed: 300 rpm – 2500 rpm

**FEATURES:**

Reversible  
Trigger Start  
Rapid or Shuttle Reverse  
Comfort Grip

**ADJUSTABLE CLUTCH PISTOL GRIP SCREWDRIVERS**

Model Number	Max Torque (Soft Joint)		Free Speed rpm	Weight		Length		Side To Center		Air Consumption		Sound Level dB(A)
	in lb	Nm		lb	kg	in	mm	in	mm	cfm	l/s	
<b>Trigger Start – Rapid Reverse</b>												
1OM2105Q	50	5.7	725	2.1	0.95	8.8	224	0.7	17	8	4	75
1OM2205Q	35	4	1000	2.1	0.95	8.8	224	0.7	17	8	4	75
1OM2305Q	25	2.8	1400	2.1	0.95	8.8	224	0.7	17	8	4	75
1OM2405Q	20	2.3	2000	1.9	0.86	7.8	198	0.7	17	8	4	75
<b>0.6 hp (0.45 kW) Trigger Start – Shuttle Reverse</b>												
SSD6P7AC	140	15.8	700	3	1.36	10.3	262	0.8	20	25	12	80
SSD6P12AC	100	11.3	1200	3	1.36	10.3	262	0.8	20	25	12	80
SSD6P20AC	55	6.2	2000	2.6	1.16	8.5	216	0.8	20	25	12	80
SSD6P25AC	40	4.5	2500	2.6	1.16	8.5	216	0.8	20	25	12	80
<b>1 hp (0.75 kW) Trigger Start – Shuttle Reverse</b>												
SSD10P3AC	140	15.8	300	3.2	1.45	10.2	259	0.8	20	30	14	80
SSD10P5AC	140	15.8	500	3.2	1.45	10.2	259	0.8	20	30	14	80
SSD10P7AC	140	15.8	700	3.2	1.45	10.2	259	0.8	20	30	14	80
SSD10P12AC	120	13.5	1200	3.2	1.45	10.2	259	0.8	20	30	14	80
SSD10P20AC	80	9	2000	2.8	1.25	8.4	213	0.8	20	30	14	80
SSD10P25AC	60	6.8	2500	2.8	1.25	8.4	213	0.8	20	30	14	80

**General:** Air Inlet Size: 1/4" NPT • Recommended Hose Size: 1/4" (6 mm) (1OM series); 3/8" (10 mm) • Performance rated @ 90 psig (6.2 bar) air pressure

**Standard Equipment:** Parts List • Safety and Instruction Manual • Comfort Grip • Clutch Adjustment Wrench

**Accessories:** Screwdriver Accessories, Screwdriver Bits and Finders see page 685



## PERFORMANCE:

Torque: 20 in lb (2.3 Nm) – 140 in lb (15.8 Nm)  
Speed: 300 rpm – 2500 rpm

## FEATURES:

Reversible  
Rear Exhaust  
External Clutch Adjustment



1SM2105Q



1SM2405



SSD10S20AC



## ADJUSTABLE CLUTCH INLINE SCREWDRIVERS

Model Number		Max Torque (Soft Joint)		Free Speed	Weight		Length		Side To Center		Air Consumption		Sound Level
1/4" Quick Change	1/4" Internal Hex	in lb	Nm	rpm	lb	kg	in	mm	in	mm	cfm	l/s	dB(A)
<b>Inline - Lever Start</b>													
1SM2105Q		50	5.7	800	1.6	0.70	10.3	262	0.6	15	8	4	75
1SM2205Q		35	4	1100	1.6	0.70	10.3	262	0.6	15	8	4	75
1SM2305Q		25	2.8	1500	1.6	0.70	10.3	262	0.6	15	8	4	75
1SM2405Q	1SM2405	20	2.3	2200	1.4	0.60	9.3	236	0.6	15	8	4	75
<b>Inline - Lever Start</b>													
SSD10S3AC		140	15.8	300	2.8	1.25	12.3	315	0.8	20	30	14	80
SSD10S5AC		140	15.8	500	2.8	1.25	12.3	315	0.8	20	30	14	80
SSD10S7AC		140	15.8	700	2.8	1.25	12.3	315	0.8	20	30	14	80
SSD10S12AC		120	13.5	1200	2.8	1.25	12.3	315	0.8	20	30	14	80
SSD10S20AC		80	9	2000	2.5	1.15	11.2	285	0.8	20	30	14	80
SSD10S25AC		60	6.8	2500	2.5	1.15	11.2	285	0.8	20	30	14	80

**General:** Air Inlet Size: 1/4" NPT • Recommended Hose Size: 1/4" (6 mm) (1SM series); 3/8" (10 mm)(SSD series) • Performance rated @ 90 psig (6.2 bar) air pressure

**Standard Equipment:** Parts List • Safety and Instruction Manual • Comfort Grip (1SM series) • Suspension Bail • Clutch Adjustment Wrench

**Accessories:** Screwdriver Accessories, Screwdriver Bits and Finders see page 685

## PERFORMANCE:

Torque: 5 in lb (0.6 Nm) – 50 in lb (5.5 Nm)  
Speed: 300 rpm – 2800 rpm

## FEATURES:

Push-to-Start  
Reversible  
Locking Button Reverse  
External Clutch Adjustment



1OT2208Q



## TORQUE CONTROL SCREWDRIVERS

Model Number	Max Torque (Soft Joint)		Free Speed	Weight		Length		Side To Center		Air Consumption		Sound Level
	in lb	Nm		lb	kg	in	mm	in	mm	cfm	l/s	
<b>Inline - Push To Start</b>												
1ST2108Q	5-50	0.6-5.5	800	1.6	0.7	9.3	236	0.6	15	8	4	75
1ST2208Q	5-35	0.6-4	1100	1.6	0.7	9.3	236	0.6	15	8	4	75
1ST2308Q	5-25	0.6-3	1500	1.6	0.7	9.3	236	0.6	15	8	4	75
1ST2508Q	5-14	0.6-1.5	2800	1.4	0.6	8.3	211	0.6	15	8	4	75
<b>Pistol Grip - Push To Start</b>												
1OT2108Q	5-50	0.6-5.5	725	2.1	1.0	8.8	225	0.7	17	10	5	75
1OT2208Q	5-35	0.6-4	1000	2.1	1.0	8.8	225	0.7	17	10	5	75
1OT2308Q	5-25	0.6-3	1400	2.1	1.0	8.8	225	0.7	17	10	5	75
1OT2508Q	5-14	0.6-1.5	2600	1.9	0.9	7.8	200	0.7	17	10	5	75

**General:** Air Inlet Size: 1/4" NPT • Recommended Hose Size: 1/4" (6 mm) (1OT, 1ST series) • Performance rated @ 90 psig (6.2 bar) air pressure

**Standard Equipment:** Parts List • Safety and Instruction Manual • Comfort Grip (1OT, 1ST series) • Suspension Bail (Inline models)

**Accessories:** Screwdriver Accessories, Screwdriver Bits and Finders see page 685




**PERFORMANCE:**

Torque: 36 in lb (4.1 Nm) –  
70 in lb (7.9 Nm)  
Speed: 1000 rpm – 2200 rpm

**FEATURES:**

Lever Start  
Rear Exhaust



**Z-HANDLE SCREWDRIVERS**

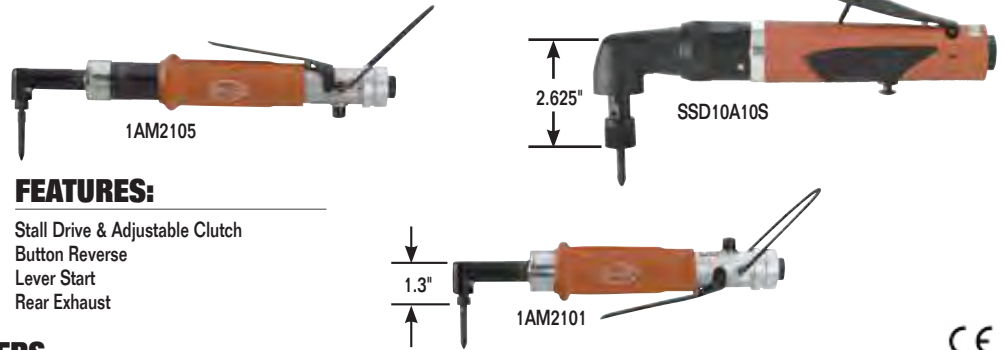
Model Number	Max Torque <sup>1</sup> (Soft Joint)		Free Speed	Weight		Length		Side To Center		Air Consumption		Sound Level	
	1/4" Quick Change	in lb		Nm	lb	kg	in	mm	in	mm	cfm		l/s
<b>Z-Handle – Stall</b>													
2S2107		70	7.9	1000	2.3	1	2.9	74	0.9	23	16	8	75
2S2207		50	5.7	1600	2.3	1	2.9	74	0.9	23	16	8	75
2S2307		36	4.1	2200	2.3	1	2.9	74	0.9	23	16	8	75
<b>Z-Handle – Low Torque Clutch<sup>1</sup></b>													
2S2103Q		60	6.8	1000	2.6	1.2	4.3	109	0.9	23	16	8	75
<b>Z-Handle – Mid-Torque Clutch<sup>1</sup></b>													
2S2103AQ		60	6.8	1000	2.6	1.2	4.3	109	0.9	23	16	8	75
2S2203AQ		46	5.2	1600	2.6	1.2	4.3	109	0.9	23	16	8	75
2S2303AQ		30	3.4	2200	2.6	1.2	4.3	109	0.9	23	16	8	75
<b>Z-Handle – Lever Start – Adjustable Clutch</b>													
2S2105Q		60	6.8	1000	2.9	1.3	5.8	147	0.9	23	16	8	75
2S2305Q		30	3.4	2200	2.9	1.3	5.8	147	0.9	23	16	8	75

<sup>1</sup> Torque output varies with force exerted by operator

**General:** Air Inlet Size: 1/4" NPT • Recommended Hose Size: 3/8" (10 mm) • Performance rated @ 90 psig (6.2 bar) air pressure

**Standard Equipment:** Parts List • Safety and Instruction Manual • Suspension Bail

**Accessories:** Screwdriver Accessories, Screwdriver Bits and Finders see page 685



**PERFORMANCE:**

Torque: 35 in lb (4 Nm) –  
400 in lb (45.2 Nm)  
Speed: 300 rpm – 2000 rpm

**FEATURES:**

Stall Drive & Adjustable Clutch  
Button Reverse  
Lever Start  
Rear Exhaust

**RIGHT ANGLE SCREWDRIVERS**

Model Number	Max Torque (Soft Joint)		Free Speed	Weight		Length		Side To Center		Air Consumption		Sound Level		
	1/4" Quick Change	1/4" Internal Hex		in lb	Nm	lb	kg	in	mm	in	mm		cfm	l/s
<b>Stall Drive</b>														
	1AM2101		50	5.7	800	1.5	0.70	10	254	0.3	8	8	4	75
	1AM2201		35	4	1100	1.5	0.70	10	254	0.3	8	8	4	75
<b>Stall Drive</b>														
	SSD10A3S		400	45.2	300	3.4	1.50	12	305	0.8	20	30	14	80
	SSD10A5S		325	36.7	500	3.4	1.50	12	305	0.8	20	30	14	80
	SSD10A6S		220	24.9	600	3.4	1.50	12	305	0.8	20	30	14	80
	SSD10A10S		145	16.4	1000	3.4	1.50	12	305	0.8	20	30	14	80
	SSD10A16S		80	9	1600	3	1.35	11	280	0.8	20	30	14	80
	SSD10A20S		58	6.6	2000	3	1.35	11	280	0.8	20	30	14	80
<b>Adjustable Clutch</b>														
	1AM2105		50	5.7	800	1.9	0.90	11.8	300	0.3	8	8	4	75
	1AM2205		35	4	1100	1.9	0.90	11.8	300	0.3	8	8	4	75

**General:** Air Inlet Size: 1/4" NPT • Recommended Hose Size: 1/4" (6 mm) (1AM series); 3/8" (10 mm) (SSD series) • Performance rated @ 90 psig (6.2 bar) air pressure

**Standard Equipment:** Comfort Grip (1AM series)

**Accessories:** Screwdriver Accessories, Screwdriver Bits and Finders see page 685



Safety Precaution: Read and follow all safety and operation instructions.  
Warning: Face & eye protection must be worn while operating power tools, per ANSI B186.1.





3A2104



SNR10A10S



1AM2106

## PERFORMANCE:

Torque: 20 in lb (2.3 Nm) –  
600 in lb (68 Nm)  
Speed: 300 rpm – 2000 rpm

## FEATURES:

Reversible  
Lever Start  
Rear and Side Exhaust

## RIGHT ANGLE NUTRUNNERS



Model Number	Bolt Capacity <sup>2</sup>		Max Torque (Soft Joint)		Free Speed rpm	Weight		Length		Side To Center		Sound Level dB(A)	Drive Size	
	in	mm	in lb	Nm		lb	kg	in	mm	in	mm		in	mm
<b>Torque Control Clutch</b>														
3A2108 <sup>1</sup>	3/8	M10	360	41	300	7.4	3.40	18.3	465	0.8	20	81	1/2	13
3A2208 <sup>1</sup>	3/8	M10	294	33	480	7.4	3.40	18.3	465	0.8	20	81	1/2	13
<b>Adjustable Clutch</b>														
1AM2106	#10	M4.5	50	5.7	800	1.9	0.90	11.6	295	0.3	8	75	1/4	6
<b>Stall Drive</b>														
1AM2102	#10	M4.5	50	5.7	800	1.5	0.70	11.5	292	0.3	8	75	1/4	6
<b>Stall Drive</b>														
3A2104 <sup>1</sup>	7/16	M11	600	68	300	5.5	2.50	15.5	394	0.8	20	81	1/2	13
<b>Stall Drive</b>														
SNR10A3S	3/8	M10	400	45.2	300	2.9	1.30	12	305	0.8	20	80	3/8	10
SNR10A5S	3/8	M10	325	36.7	500	2.9	1.30	12	305	0.8	20	80	3/8	10
SNR10A6S	3/8	M10	220	24.9	600	2.9	1.30	12	305	0.8	20	80	3/8	10
SNR10A10S	5/16	M8	145	16.4	1000	2.9	1.30	12	305	0.8	20	80	3/8	10
SNR10A16S	1/4	M6	80	9	1600	2.6	1.15	11	280	0.8	20	80	3/8	10
SNR10A20S	#10	M4.5	58	6.6	2000	2.6	1.15	11	280	0.8	20	80	1/4	6

<sup>1</sup> Not CE Certified

<sup>2</sup> Bolt capacities are based on suggested assembly torques applied to SAE Grade 5 and metric Class 9.8 fasteners under slightly lubricated conditions.

**General:** Air Inlet Size: 1/4" NPT • Recommended Hose Size: 1/4" (6 mm) (1AM series); 3/8" (10 mm) (SNR, 3A series) • Performance rated @ 90 psig (6.2 bar) air pressure

**Standard Equipment:** Parts List • Safety and Instruction Manual • Comfort Grip (1AM series) • Clutch Adjustment Wrench

**Accessories:** Nutrunner Accessories, see page 685



**PERFORMANCE:**

Power: 0.3 hp (0.25 kW)  
Torque: 35 ft lb (47 Nm)

**FEATURES:**

Lever Start  
Teasing Throttle  
Comfort Grip



SRW03S-25

**RATCHET WRENCHES**

Model Number	Drive Size		Torque		Free Speed rpm	Weight		Length		Side to Center		Sound Level dB(A)	Air Consumption		Exhaust	
	in	mm	ft lb	Nm		lb	kg	in	mm	in	mm		cfm	l/s		
<b>0.3 hp (0.25 kW)</b>																
SRW03S-25	1/4"	6	35	47	235	1.4	0.6	7.7	197	1.1	28	85.9	1.4	0.66	Rear	
SRW03S-38	3/8"	10	35	47	235	1.4	0.6	7.7	197	1.1	28	85.9	1.4	0.66	Rear	
SRW03S-38Q	3/8"	10	35	47	235	1.4	0.6	7.7	197	1.1	28	85.9	1.4	0.66	Rear	

**General:** Air Inlet Size: 1/4" NPT • Recommended Hose Size: 3/8" (10 mm) • Performance rated @ 90 psig (6.2 bar) air pressure

**Standard Equipment:** Parts List • Safety and Instruction Manual

**Accessories:** Ratchet Accessories, see page 685

**PERFORMANCE:**

Power: 0.7 hp (0.52 kW)  
Torque: 65 ft lb (88 Nm)



SRW07-38

**RATCHET WRENCHES**

Model Number	Drive Size		Torque		Free Speed rpm	Weight		Length		Side to Center		Sound Level dB(A)	Air Consumption		Exhaust	
	in	mm	ft lb	Nm		lb	kg	in	mm	in	mm		cfm	l/s		
<b>0.7 hp (0.52 kW)</b>																
SRW07-38	3/8"	10	65	88	260	3	1.3	11.8	300	1	25	90	2.7	1.27	Front	
SRW07-50	1/2"	13	65	88	260	3	1.3	11.8	300	1	25	90	2.7	1.27	Front	

**General:** Air Inlet Size: 1/4" NPT • Recommended Hose Size: 3/8" (10 mm) • Performance rated @ 90 psig (6.2 bar) air pressure

**Standard Equipment:** Parts List • Safety and Instruction Manual

**Accessories:** Ratchet Accessories, see page 685





# ASSEMBLY

## We're Making A Big Impact

Impact wrenches are the true workhorses of industrial power tools. These incredibly powerful tools make easy work of any job in a variety of applications. Before the creation of impact tools, workers had to manually strike a hammer against a hand wrench in order to loosen or tighten nuts or bolts. They could only manage a few blows per minute. But today's impact wrenches can exert more powerful blows, and some can produce over 2000 blows per minute. This is accomplished by using the energy of compressed air and converting the motor's torque into a rapid series of powerful rotary impacts.

### CHOICE OF CONFIGURATION

Sioux Tools offers Industrial and Force Impact Wrenches and Impact Drivers in a wide variety of configurations to meet your specific applications. In order to select the correct impact tool for your job requirements, you must take into account several factors including fastener size and grade, required torque output, and accessibility. Choosing the right mix of features such as handle configuration, type of retainer, torque output, anvil length, and drive size will make operators more productive, with less risk of discomfort and/or injury.

### INDUSTRIAL IMPACT TOOLS

Built to a higher level of quality, Sioux Industrial Impact Wrenches and Impact Drivers are built a step above the standard. Manufactured from the highest quality materials, and utilizing the most advanced motor and clutch designs, these tools are constructed to hold up under continuous use in the toughest working environments.

Our extensive lineup of impact tools includes a wide selection of important features including:

- Ball & Cam or Twin Hammer impact mechanisms
- Inline, pistol grip, or D-handle configurations
- Pin, friction ring, quick change, or thru hole socket retainers
- Standard or extended anvils

In addition, Sioux offers a wide range of performance levels and characteristics to ensure a perfect match to your application. With drive sizes ranging from 1/4" (6 mm) to 1-1/2" (38 mm), and torque outputs up to 2500 ft lb (3390 Nm), finding the tool to meet your performance requirements will be simple.

### IMPACT WRENCH PRINCIPLES OF OPERATION

An impact wrench delivers a series of rotary blows to a fastener, producing torque.

The action of the torque creates clamp force in an assembly.

Interaction of the motor, clutch and drive-end determine the type of application an impact wrench can handle.

The advantages of impact wrenches are a high power-to weight ratio, fast rundown, and no torque reaction to operator.

### CLASS OF SERVICE

High production – automobile assembly plants, farm and construction equipment, etc.

Low production – large machinery assembly

Maintenance or repair work

### JOB CONDITIONS

Hard pull-up – rigid joint

Soft pull-up – spring joint

Run-down – free running, or prevailing torque (lock nut, self threading screw)

### MATERIAL

Metal-to-metal

Metal/gasket

Rubber or plastic

### ASSEMBLY METHOD

General tightening – operator judgment

Turn-of-the-nut – permanent assemblies (steel erection and construction equipment)

**Note:** If it takes five seconds or longer to reach final tightness, a larger wrench should be used.



IW38TBP-3P



IW38HAP-3P



IW50HAP-4P



IW500MP-4R

**PERFORMANCE:**

Working Torque: 10 ft lb (13 Nm) – 450 ft lb (610 Nm)  
 Drive Size: 3/8" (10 mm) – 1/2" (13 mm) square drive  
 Bolt Capacity: 1/4" (6 mm) – 5/8" (16 mm)

**FEATURES:**

Pistol Grip  
 Steel Anvil Housing  
 Suspension Bail

**3/8" (10 MM) & 1/2" (13 MM) IMPACT WRENCHES**

Model Number	Drive Size		Bolt Cap Grade 5		Working Torque Range <sup>1</sup>		Maximum Torque		Blows Per Minute	Free Speed rpm	Weight		Length		Side To Center		Avg Air Consumption cfm	Avg Air Consumption l/s	Socket Retainer Style
	in	mm	in	mm	ft lb	Nm	ft lb	Nm			lb	kg	in	mm	in	mm			
IW50HAP-4F	1/2	13	5/8	16	100-450	135-610	550	745	1140	7000	4.3	1.9	7.6	192	1.3	33	4	2	Ring
IW50HAP-4P	1/2	13	5/8	16	100-450	135-610	550	745	1140	7000	4.3	1.9	7.6	192	1.3	33	4	2	Pin
IW38TBP-3P	3/8	10	1/4	6	10-70	13-95	70	95	2000	8000	2.1	1.0	6.3	160	0.9	22	2	1	Pin
IW38HAP-3F	3/8	10	3/8	10	60-200	80-270	250	340	1380	10000	3.3	1.5	6.7	170	1.1	28	2	1	Ring
IW38HAP-3P	3/8	10	3/8	10	60-200	80-270	250	340	1380	10000	3.3	1.5	6.7	170	1.1	28	2	1	Pin
IW38HAP-4F	1/2	13	3/8	10	60-200	80-270	250	340	1380	10000	3.3	1.5	6.7	170	1.1	28	2	1	Ring
IW38HAP-4P	1/2	13	3/8	10	60-200	80-270	250	340	1380	10000	3.3	1.5	6.7	170	1.1	28	2	1	Pin
IW500MP-4R	1/2	13	5/8	10	100-624	135-845	780	1058	1200	9400	4.2	1.9	7	178	1.5	38	4	2	Ring
IW500MP-4P	1/2	13	5/8	10	100-624	135-845	780	1058	1200	9400	4.2	1.9	7	178	1.5	38	4	2	Pin

<sup>1</sup> Maximum working torque determined by 5 second rundown on appropriate Skidmore-Wilhelm Torque-Tension Tester.

**General:** Air Inlet Size: 1/4" NPT • Recommended Hose Size: 3/8" (10 mm) • Performance rated @ 90 psig (6.2 bar) air pressure

**Standard Equipment:** Parts List • Safety and Instruction Manual • Suspension Bail

**Accessories:** Impact Wrench Accessories, see page 685



IW375AP-3P

**KEY FEATURES:**

High power to weight ratio  
 High impact rate of 5,000 blows per minute  
 Working torque range up to 95 ft/lbs  
 Extended life through bearing design  
 Smooth Impacting that creates minimal torque reaction  
 Includes rubber boot for hammer case

**APPLICATIONS:**

Wood Screws  
 Self-tapping screws  
 Lag bolts  
 High prevailing torque applications

3/8" Pinned Anvil

3/8" Friction Ring Anvil

**3/8" (10 MM) IMPACT WRENCH**

Model Number	Drive Size		Working Torque Range <sup>1</sup>		Maximum Torque		Blows Per Minute	Free Speed rpm	Weight		Length		Side To Center		Socket Retainer Style
	in	mm	ft lb	Nm	ft lb	Nm			lb	kg	in	mm	in	mm	
<b>Pistol Grip</b>															
IW375AP-3P	3/8	10	10-95	13-130	100	135	5000	4000	2.5	1.1	8.5	216	0.85	21	Pin
IW375AP-3F	3/8	10	10-95	13-130	100	135	5000	4000	2.5	1.1	8.5	216	0.85	21	Ring

<sup>1</sup> Maximum working torque determined by 5 second rundown on appropriate Skidmore-Wilhelm Torque-Tension Tester.

**General:** Air Inlet Size: 1/4" NPT • Recommended Hose Size: 3/8" (10 mm) • Performance rated @ 90 psig (6.2 bar) air pressure

**Standard Equipment:** Parts List • Safety and Instruction Manual

**Accessories:** Impact Wrench Accessories, see page 685





IW100HAI-8H



IW1000MP-8H



IW75BP-6H

## PERFORMANCE:

Working Torque: 800 ft lb (1085 Nm) – 2500 ft lb (3390 Nm)  
 Drive Size: 3/4" (19 mm) – 1-1/2" (38 mm)  
 Bolt Capacity: 3/4" (19 mm) – 2" (50 mm)

## FEATURES:

Pistol Grip and D-Handle  
 Inside and Outside Trigger (D-Handle Models)  
 Steel Anvil Housing

## 3/4" [19 MM], 1" [25 MM], 1-1/2" [38 MM] IMPACT WRENCHES



Model Number	Drive Size		Bolt Cap Grade 5		Maximum Working Torque <sup>1</sup>		Maximum Torque		Blows Per Minute	Free Speed rpm	Weight		Length		Side To Center		Avg Air Consumption		Socket Retainer Style
	in	mm	in	mm	ft lb	Nm	ft lb	Nm			lb	kg	in	mm	in	mm	cfm	l/s	
<b>Pistol Grip</b>																			
IW75BP-6H	3/4	19	3/4	19	800	1085	1000	1356	1000	5700	11.6	5.3	7.6	193	1.75	45	15	7	Hole
IW75BP-8H	1	25	3/4	19	825	1119	1100	1492	1000	5700	11.7	5.3	7.6	193	1.75	45	15	7	Hole
<b>D-Handle – Inside Trigger</b>																			
IW1000MP-8H	1	25	1 1/4	32	1200	1630	1700	2300	825	6500	18.2	8.3	14.8	376	1.85	47	34	16	Hole/Ring
IW1000MP-8H5	1	25	1 1/4	32	1200	1630	1700	2300	825	6500	19.7	8.9	19.3	490	1.85	47	34	16	Hole/Ring
IW100HAI-8H	1	25	1 3/8	35	1600	2170	2000	2710	850	5000	22	10	12.4	315	2	51	38	18	Hole
IW100HAI-8H6	1	25	1 3/8	35	1600	2170	2000	2710	850	5000	26.2	11.8	18.4	467	2	51	38	18	Hole
IW100HAI-5S		#5 Spline	1 3/8	35	1600	2170	2000	2710	850	5000	22	10	12.4	315	2	51	38	18	Hole
IW100HAI-5S6		#5 Spline	1 3/8	35	1600	2170	2000	2710	850	5000	26.2	11.8	18.4	467	2	51	38	18	Hole
IW150HAI-5S		#5 Spline	2	50	2500	3390	3000	4070	650	3750	33	15	14.5	368	2.5	65	60	28	Hole
IW150HAI-12H	1 1/2	38	2	50	2500	3390	3000	4070	650	3750	33.1	15	14.5	368	2.5	65	60	28	Hole
<b>D-Handle – Outside Trigger</b>																			
IW100HAO-8H	1	25	1 3/8	35	1600	2170	2000	2710	850	5000	22	10	12.4	315	2	51	38	18	Hole
IW100HAO-8H6	1	25	1 3/8	35	1600	2170	2000	2710	850	5000	26.2	11.8	18.4	467	2	51	38	18	Hole
IW100HAO-5S		#5 Spline	1 3/8	35	1600	2170	2000	2710	850	5000	22	10	12.4	315	2	51	38	18	Hole
IW100HAO-5S6		#5 Spline	1 3/8	35	1600	2170	2000	2710	850	5000	26.2	11.8	18.4	467	2	51	38	18	Hole
IW150HAO-5S		#5 Spline	2	50	2500	3390	3000	4070	650	3750	33	15	14.5	368	2.5	65	60	28	Hole
IW150HAO-12H	1 1/2	38	2	50	2500	3390	3000	4070	650	3750	33	15	14.5	368	2.5	65	60	28	Hole

<sup>1</sup>Maximum working torque determined by 5 second rundown on appropriate Skidmore-Wilhelm Torque-Tension Tester.

**General:** Air Inlet Size: 3/8" NPT (IW75 series) • Air Inlet Size: 1/2" NPT (IW100 & IW150 series) • Recommended Hose Size: 1/2" (30 mm) • Performance rated @ 90 psig (6.2 bar) air pressure

**Standard Equipment:** Parts List • Safety and Instruction Manual • Suspension Bail (IW75 models) • Support handle (D-Handle models)

**Accessories:** Impact Wrench Accessories, see page 685

## PERFORMANCE:

Maximum Torque: 1050 ft lb (1423 Nm)  
 Drive Size: 3/4" (19 mm)

## FEATURES:

Light weight composite housing with aluminum nose  
 Increased power through motor & impact mechanism designs  
 Grease Clutch  
 Reverse biased  
 One hand Forward / Reverse operation  
 Through Hole Retainer  
 Pinned Anvil Retainer  
 Friction Ring Retainer



IW750MP-6P



## HEAVY DUTY IMPACT WRENCHES

Model Number	Drive Size		Maximum Torque		Blows Per Minute	Free Speed rpm	Weight		Length		Air Consumption (Free Speed)		Socket Retainer Style
	in	mm	ft lb	Nm			lb	kg	in	mm	cfm	l/min	
<b>Pistol Grip 3/4" Impact Wrench</b>													
IW750MP-6P	3/4	19	1050	1423	1050	6700	7.5	3.44	8.5	215	5.6	159	Pin
IW750MP-6H	3/4	19	1050	1423	1050	6700	7.5	3.44	8.5	215	5.6	159	Hole
IW750MP-6R	3/4	19	1050	1423	1050	6700	7.5	3.44	8.5	215	5.6	159	Friction Ring

<sup>1</sup> Maximum working torque determined by 5 second rundown on appropriate Skidmore-Wilhelm Torque-Tension Tester.

**General:** 3/4" Anvil: Air Inlet Size: 3/8-18 NPT • Recommended Hose Size: 3/8" (10 mm) • Performance rated @ 90 psig (6.2 bar) air pressure

**Accessories:** Impact Wrench Accessories, see page 685



IW38TBP-2Q



IW38HAP-7Q

**PERFORMANCE:**

Torque: 10 ft lb (13 Nm) – 200 ft lb (270 Nm)  
 Drive Size: 1/4" (6 mm) hex – 7/16" (11 mm) hex  
 Bolt Capacity: 1/4" (6 mm) – 3/8" (10 mm)

**FEATURES:**

Pistol Grip  
 Steel Anvil Housing  
 Suspension Bail  
 Quick Change Bit Retainer

**IMPACT DRIVERS**

Model Number	Drive Size		Bolt Cap Grade 5		Working Torque Range <sup>1</sup>		Maximum Torque		Blows Per Minute	Free Speed	Weight		Length		Side To Center		Avg Air Consumption		Socket Retainer Style
	in	mm	in	mm	ft lb	Nm	ft lb	Nm	rpm	lb	kg	in	mm	in	mm	cfm	l/s		
<b>Pistol Grip – Trigger Start</b>																			
IW38HAP-7Q	7/16	11	3/8	10	60-200	80-270	250	340	1380	10,000	3.3	1.5	6.7	170	1.1	28	2	1	QC
IW38TBP-2Q	1/4	6	1/4	6	10-70	13-95	70	95	2000	8000	2.1	1	6.3	160	0.9	22	2	1	QC

<sup>1</sup> Maximum working torque determined by 5 second rundown on appropriate Skidmore-Wilhelm Torque-Tension Tester

**General:** Air Inlet Size: 1/4" NPT • Recommended Hose Size: 3/8" (10 mm) • Performance rated @ 90 psig (6.2 bar) air pressure

**Standard Equipment:** Parts List • Safety and Instruction Manual • Suspension Bail

**Accessories:** Impact Driver Accessories, see page 685



ID375AP-2Q



ID375AP-2QRR

**KEY FEATURES:**

High power to weight ratio  
 High impact rate of 5,000 blows per minute  
 Working torque range up to 95 ft/lbs  
 Extended life through bearing design  
 Smooth Impacting that creates minimal torque reaction  
 includes rubber boot for hammer case

**APPLICATIONS:**

Wood Screws  
 Self-tapping screws  
 Lag bolts  
 High prevailing torque applications



1/4" Quick Change

**1/4" (6 MM) IMPACT DRIVER**

Model Number	Drive Size		Working Torque Range <sup>1</sup>		Maximum Torque		Blows Per Minute	Free Speed	Weight		Length		Side To Center		Socket Retainer Style
	in	mm	ft lb	Nm	ft lb	Nm	rpm	lb	kg	in	mm	in	mm		
ID375AP-2Q	1/4	6	10-55	13-75	60	80	5000	4000	2.5	1.1	8.5	216	085	21	Quick Change
ID375AP-2QRR	1/4	6	10-55	13-75	60	80	5000	4000	2.5	1.1	8.5	216	085	21	Quick Change

<sup>1</sup> Maximum working torque determined by 5 second rundown on appropriate Skidmore-Wilhelm Torque-Tension Tester.

**General:** Air Inlet Size: 1/4" NPT • Recommended Hose Size: 3/8" (10 mm) • Performance rated @ 90 psig (6.2 bar) air pressure

**Standard Equipment:** Parts List • Safety and Instruction Manual

**Accessories:** Impact Wrench Accessories, see page 685





41284

**CLUTCH SPRINGS**

Part Number	Color	Torque Range	
		in lb	Nm
<b>SSD, SD9A, 2 Series Adjustable Clutch</b>			
41284	Green	<25	<2.8
21427	N/A	>25	>2.8
<b>1 Series Adjustable Clutch</b>			
66048	Silver	30-50	3.4-5.7
66049	Blue	15-35	1.7-4
66050	Green	2-20	0.22-2.3
<b>2 Series Torque Control Clutch</b>			
65048	Silver	60-280	6.8-32
65049	Blue	36-180	4.1-20
65050	Green	30-120	3.4-14



66193

**COMFORT GRIPS**

Part Number	For Use On
66124	1 Series inline (except 2800 rpm)
66193	1 Series inline (2800 rpm)
68340	1 Series pistol grip



IW500-3



74994A

**TETHER PLATE KITS**

Part Number	For Use On
IW500-3	IW500MP
74994A	IW750MP

POWER TOOLS

ASSEMBLY ACCESSORIES



# ABRASIVE

## Make Easy Work Out Of A Daily Grind

As manufacturing materials advance, so do the requirements for the tools to work on them. This means new speeds and attachments to handle the demands of increased precision and waste reduction.

### THE RIGHT TOOL FOR THE JOB

When selecting a grinder and accessories for your application, be sure to choose one with enough horsepower to drive the abrasive wheel you are using. This will allow the grinder's speed to work for you. When the operator bears down on an under-powered tool, it slows the rpm output and reduces overall efficiency.



### INDUSTRIAL GRINDERS

Sioux has a great selection of inline and right angle grinders with collet sizes from 1/4" to 1/2" & 3 mm – 8 mm for a variety of applications. Speeds range up to 25,000 rpm to get the job done quickly and efficiently. Some models offer a choice of throttle control that is most convenient and comfortable for the operator. We also have extended models that fit into tight, hard to reach places.

### ABRASIVE GRINDERS PRINCIPLES OF OPERATION

When wheels, pads or other accessories are attached to the spindle, the tool can be used to remove metal or composites in a variety of ways.

### ABRASIVE SAFETY

Grinders can cause flying particles. Proper eye protection must be worn at all times by tools user and bystanders.

Under improper use and wear, Air grinders can cause serious injury and death. The following instructions are important and should be followed explicitly but cannot cover all contingencies. Good judgment is always required.

Using a grinder without a guard can cause injury. The grinder is to be operated with an appropriate guard at all times when a grinding wheel is used. Replace a damaged guard. The guard is to be the proper one for the wheel being used.

Damaged grinding wheels can explode. Check the wheel for damage before mounting, such as chips and cracks. Handle wheels carefully to avoid dropping or bumping. Protect wheels from extremes of temperature and humidity. Check wheels immediately after any unusual occurrence that may damage wheels.



Over speeding wheels can explode. Check the speed rating of the accessory or the speed printed on the wheel. This speed must be greater than the name plate speed of the grinder/sander and the actual speed of the grinder/sander as measured with a tachometer.

Unsecured work can move violently when grinding. Secure work; use clamps or vise to hold work.

Grinders may coast for a short time after the trigger is released. Be sure tool has come to a complete stop before setting it aside.

Grinding wheels that malfunction or spin off can cause injury. Be certain that all wheel, flanges, nuts and related equipment are in good shape, the proper ones for the type and size of wheel being used, and are securely fastened.

Exploding wheels can cause injury or death. If the normal sound of the grinder changes, or if it vibrates excessively, shut it off immediately, remove the wheel, and check speed with tachometer.

Unexpected starts can cause injury. Be sure actuator is off before hooking up air.

Breathing grinding dust can cause injury. Do not breathe grinding dust. Use approved mask.

Explosions and fire can cause injury. Only grind metals if the area is free of combustible or explosive materials or vapors.

Contact with rotating grinding wheels can cause injury. Keep hands and other body parts away from grinding wheels and sanding pads and disks to prevent cutting or pinching. Wear protective clothing and gloves to protect hands.

Tools starting unexpectedly can cause injury. Always remove tool from air supply and activate trigger to bleed air line before making any adjustments, changing accessories, or doing any maintenance or service on the tool.

Flying grinding wheels or accessories can cause injury. Tighten collet securely. Match wheel or accessory shaft diameter to chuck or collet.

Exploding or flying parts can cause injury. Do not use cut off wheels or router bits with die grinders.

POWER TOOLS


ABRASIVE







Double Ball Bearing Support On Output Spindle



Offset Gear Box For Increased Torque



## HIGH TORQUE DIE GRINDERS

Model Number	Free Speed	Weight		Length		Sound Level dB(A)	Air Consumption		Collet Size	Exhaust
	rpm	lb	kg	in	mm		cfm	l/s		
<b>1 hp (0.75 kW) - Lever Throttle - High Torque</b>										
SDG10SHT08	8000	2	0.90	9.5	240	85.1	35	16.5	1/4"	Rear
SDG10SHT08M6	8000	2	0.90	9.5	240	85.6	35	16.5	6 mm	Rear
SDG10SHT12	12,000	2	0.90	9.5	240	81.8	35	16.5	1/4"	Rear
SDG10SHT12M6	12,000	2	0.90	9.5	240	84	35	16.5	6 mm	Rear

**General:** Air Inlet Size: 1/4" NPT • Recommended Hose Size: 3/8" (10 mm) • Performance rated @ 90 psig (6.2 bar) air pressure

**Standard Equipment:** Parts List • Safety and Instruction Manual • Collet & Wrenches

**Accessories:** Grinder Accessories, see page 698



RT1985

### PERFORMANCE:

Power: 1.5 hp (1.1 kW)  
Speed: 20,000 rpm  
Collet Size: 1/4" - 1/2" & 6 mm

### FEATURES:

Twist Throttle  
Side Exhaust  
Built-in Speed Control

## STRAIGHT DIE GRINDERS



Model Number	Free Speed	Weight		Length		Sound Level dB(A)	Air Consumption		Collet Size	Exhaust
	rpm	lb	kg	in	mm		cfm	l/s		
<b>1.5 hp (1.1 kW) - Twist Throttle</b>										
RT1985 <sup>1</sup>	20,000	4.3	2	7.6	193	84	38	18	1/4"	Side
1985-1/2	20,000	4.3	2	7.6	193	84	38	18	1/2"	Side
1985A	20,000	4.3	2	7.6	193	84	38	18	3/8"	Side

<sup>1</sup>Not CE Certified

**General:** Air Inlet Size: 1/4" NPT • Recommended Hose Size: 3/8" (10 mm) • Performance rated @ 90 psig (6.2 bar) air pressure

**Standard Equipment:** Parts List • Safety and Instruction Manual • Collet & Wrenches • Collet Guard (1DS series)

**Accessories:** Grinder Accessories, see page 698



SDG03S25



SDG05S23



SDG7S25F



SDG10S25F

**PERFORMANCE:**

Power: 0.3 hp (0.2 kW) – 1 hp (0.75 kW)  
 Speed: 12,000 rpm – 25,000 rpm  
 Collet Size: 1/4" & 6 mm

**FEATURES:**

Lockoff Lever  
 Front or Rear Exhaust  
 Built-in Speed Control

**STRAIGHT DIE GRINDERS**



Model Number	Free Speed		Weight		Length		Sound Level		Air Consumption		Collet Size	Exhaust
	rpm		lb	kg	in	mm	dB(A)	cfm	l/s			
<b>0.3 hp (0.22 kW) – Lever Throttle – 200 Series Collet</b>												
SDG03S25	25,000		1	0.45	6.25	160	84.3	11	5.2		1/4"	Rear
SDG03S25M6	25,000		1	0.45	6.25	160	83.3	11	5.2		6 mm	Rear
<b>0.3 hp (0.22 kW) – Lever Throttle – 300 Series Collet</b>												
SDG03S25S	25,000		1	0.45	6.25	160	83.3	11	5.2		1/4"	Rear
SDG03S25M6S	25,000		1	0.45	6.25	160	83.3	11	5.2		6mm	Rear
<b>0.5 hp (0.37 kW) – Lever Throttle – 200 Series Collet</b>												
SDG05S18	18,000		1.2	0.54	7	180	82.4	23	10.9		1/4"	Rear
SDG05S18M6	18,000		1.2	0.54	7	180	87.4	23	10.9		6 mm	Rear
SDG05S23	23,000		1.2	0.54	7	180	87.7	23	10.9		1/4"	Rear
SDG05S23M6	23,000		1.2	0.54	7	180	85.1	23	10.9		6 mm	Rear
<b>0.5 hp (0.37 kW) – Lever Throttle – 300 Series Collet</b>												
SDG05S18S	18,000		1.2	0.54	7	180	87.4	23	10.9		1/4"	Rear
SDG05S18M6S	18,000		1.2	0.54	7	180	87.4	23	10.9		6mm	Rear
SDG05S23S	23,000		1.2	0.54	7	180	85.1	23	10.9		1/4"	Rear
SDG05S23M6S	23,000		1.2	0.54	7	180	85.1	23	10.9		6mm	Rear
<b>0.7 hp (0.52 kW) – Lever Throttle – 200 Series Collet</b>												
SDG7S18F	18,000		1.2	0.6	6	150	85	25	12		1/4"	Front
SDG7S18M6F	18,000		1.2	0.6	6	150	82	25	12		6 mm	Front
SDG7S25F	25,000		1.2	0.6	6	150	82.3	25	12		1/4"	Front
SDG7S25FS	25,000		1.2	0.6	6	150	82	25	12		1/4"	Front
SDG7S25M6F	25,000		1.2	0.6	6	150	82	25	12		6 mm	Front
<b>1 hp (0.75 kW) – Lever Throttle – 200 Series Collet</b>												
SDG10S12F	12,000		1.7	0.8	7.5	190	85.1	30	14		1/4"	Front
SDG10S12M6F	12,000		1.7	0.8	7.5	190	78	30	14		6 mm	Front
SDG10S12R	12,000		1.7	0.8	7.5	190	84.4	30	14		1/4"	Rear
SDG10S12M6R	12,000		1.7	0.8	7.5	190	78	30	14		6 mm	Rear
SDG10S18F	18,000		1.7	0.8	7.5	190	81.5	30	14		1/4"	Front
SDG10S18M6F	18,000		1.7	0.8	7.5	190	78	30	14		6 mm	Front
SDG10S18R	18,000		1.7	0.8	7.5	190	81.1	30	14		1/4"	Rear
SDG10S18M6R	18,000		1.7	0.8	7.5	190	78	30	14		6 mm	Rear
SDG10S25F	25,000		1.7	0.8	7.5	190	86.8	30	14		1/4"	Front
SDG10S25M6F	25,000		1.7	0.8	7.5	190	78	30	14		6 mm	Front
SDG10S25R	25,000		1.7	0.8	7.5	190	83.2	30	14		1/4"	Rear
SDG10S25M6R	25,000		1.7	0.8	7.5	190	78	30	14		6 mm	Rear

**General:** Air Inlet Size: 1/4" NPT • Recommended Hose Size: 3/8" (10 mm) • Performance rated @ 90 psig (6.2 bar) air pressure  
**Standard Equipment:** Parts List • Safety and Instruction Manual • Collet & Wrenches • Collet Guard (1DS series)  
**Accessories:** Grinder Accessories, see page 698





SDGS1S18



SDGS1S18G

## PERFORMANCE:

Power: 1 hp (0.75 kW)  
 Speed: 12,000 rpm – 25,000 rpm  
 Collet Size: 1/4" & 6 mm

## FEATURES:

Lockoff Lever  
 Front or Rear Exhaust  
 Built-in Speed Control

## STRAIGHT METAL BODY DIE GRINDERS



Model Number	Free Speed		Weight		Length		Sound Level		Air Consumption		Collet Size	Exhaust
	rpm		lb	kg	in	mm	dB(A)	cfm	l/s			
<b>1 hp (0.75 kW) – Lever Throttle – Aluminum Housing</b>												
SDGA1S12	12,000		1.5	0.7	6.9	175	90.9	30	14		1/4"	Front
SDGA1S12M6	12,000		1.5	0.7	6.9	175	91	30	14		6 mm	Front
SDGA1S18	18,000		1.5	0.7	6.9	175	87.4	30	14		1/4"	Front
SDGA1S18M6	18,000		1.5	0.7	6.9	175	87	30	14		6 mm	Front
SDGA1S25	25,000		1.5	0.7	6.9	175	86.2	30	14		1/4"	Front
SDGA1S25M6	25,000		1.5	0.7	6.9	175	86	30	14		6 mm	Front
<b>1 hp (0.75 kW) – Lever Throttle – Aluminum Housing with Grip</b>												
SDGA1S12G	12,000		1.4	0.6	6.9	175	91.3	30	14		1/4"	Front
SDGA1S12M6G	12,000		1.4	0.6	6.9	175	91	30	14		6 mm	Front
SDGA1S18G	18,000		1.4	0.6	6.9	175	86.8	30	14		1/4"	Front
SDGA1S18M6G	18,000		1.4	0.6	6.9	175	86	30	14		6 mm	Front
SDGA1S25G	25,000		1.4	0.6	6.9	175	85.4	30	14		1/4"	Front
SDGA1S25M6G	25,000		1.4	0.6	6.9	175	85	30	14		6 mm	Front
<b>1 hp (0.75 kW) – Lever Throttle – Steel Housing</b>												
SDGS1S12	12,000		2.2	1	6.9	175	90.4	30	14		1/4"	Front
SDGS1S12M6	12,000		2.2	1	6.9	175	90	30	14		6 mm	Front
SDGS1S18	18,000		2.2	1	6.9	175	85.8	30	14		1/4"	Front
SDGS1S18M6	18,000		2.2	1	6.9	175	85	30	14		6 mm	Front
SDGS1S25	25,000		2.2	1	6.9	175	85.1	30	14		1/4"	Front
SDGS1S25M6	25,000		2.2	1	6.9	175	85	30	14		6 mm	Front
<b>1 hp (0.75 kW) – Lever Throttle – Steel Housing with Grip</b>												
SDGS1S12G	12,000		1.8	0.8	6.9	175	92.8	30	14		1/4"	Front
SDGS1S12M6G	12,000		1.8	0.8	6.9	175	92	30	14		6 mm	Front
SDGS1S18G	18,000		1.8	0.8	6.9	175	86.5	30	14		1/4"	Front
SDGS1S18M6G	18,000		1.8	0.8	6.9	175	86	30	14		6 mm	Front
SDGS1S25G	25,000		1.8	0.8	6.9	175	85.4	30	14		1/4"	Front
SDGS1S25M6G	25,000		1.8	0.8	6.9	175	82	30	14		6 mm	Front

**General:** Air Inlet Size: 1/4" NPT • Recommended Hose Size: 3/8" (10 mm) • Performance rated @ 90 psig (6.2 bar) air pressure

**Standard Equipment:** Parts List • Safety and Instruction Manual • Collet & Wrenches

**Accessories:** Grinder Accessories, see page 698



SXG05S23



STXG10S23

**PERFORMANCE:**

Power: 0.5 hp (0.37 kW) – 1 hp (0.75 kW)  
 Speed: 12,000 rpm – 23,000 rpm  
 Collet Size: 1/4" (6 mm)

**FEATURES:**

Heavy duty double tapered collet  
 Ergonomic comfort grip  
 Teasing throttle for maximum control  
 Lever throttle with lock-off  
 Ball bearing construction  
 Adjustable speed control

POWER TOOLS

ABRASIVE: GRINDERS

**EXTENDED DIE GRINDERS**



Model Number	Free Speed		Weight		Length		Sound Level		Air Consumption		Collet Size	Exhaust
	rpm		lb	kg	in	mm	dB(A)	cfm	l/s			
<b>0.5 hp (0.37 kW) – Lever Throttle – Extended – 200 Series Collet</b>												
SXG05S18	18,000		2.1	0.95	11	280	85.8	23	10.9		1/4"	Rear
SXG05S18M6	18,000		2.1	0.95	11	280	86.7	23	10.9		6 mm	Rear
SXG05S23	23,000		2.1	0.95	11	280	89.8	23	10.9		1/4"	Rear
SXG05S23M6	23,000		2.1	0.95	11	280	85.9	23	10.9		6 mm	Rear
<b>0.5 hp (0.37 kW) – Extended Die Grinder Lever Throttle – 300 Series Collet</b>												
SXG05S18S	18,000		2.1	0.95	11	280	86.7	23	10.9		1/4"	Rear
SXG05S18M6S	18,000		2.1	0.95	11	280	86.7	23	10.9		6mm	Rear
SXG05S23S	23,000		2.1	0.95	11	280	85.9	23	10.9		1/4"	Rear
SXG05S23M6S	23,000		2.1	0.95	11	280	85.9	23	10.9		6mm	Rear
<b>1 hp (0.75 kW) – Lever Throttle – Extended – 200 Series Collet</b>												
STXG10S12	12,000		2.2	1	12.1	308	84.5	30	14		1/4"	Rear
STXG10S12M6	12,000		2.2	1	12.1	308	78	30	14		6 mm	Rear
STXG10S18	18,000		2.2	1	12.1	308	82	30	14		1/4"	Rear
STXG10S18M6	18,000		2.2	1	12.1	308	78	30	14		6 mm	Rear
STXG10S23	23,000		2.2	1	12.1	308	78	30	14		1/4"	Rear
STXG10S23M6	23,000		2.2	1	12.1	308	81.6	30	14		6 mm	Rear
<b>1 hp (0.75 kW) – Lever Throttle – Extended – Cone Wheel</b>												
STXG10S18CW	18,000		2.2	1	12.2	310	82	30	14		N/A	Rear

**General:** Air Inlet Size: 1/4" NPT • Recommended Hose Size: 3/8" (10 mm) • Performance rated @ 90 psig (6.2 bar) air pressure

**Standard Equipment:** Parts List • Safety and Instruction Manual • Collet & Wrenches • Collet Guard (1DS series)

**Accessories:** Grinder Accessories, see page 698







SAG03S20



SAG03S12S



SAG05S23



SAG7S15



SAG10S18

## PERFORMANCE:

Power: 0.33 hp (0.25 kW) – 1 hp (0.75 kW)  
 Speed: 12,000 rpm – 20,000 rpm  
 Collet Size: 1/4" & 6 mm

## FEATURES:

Lockoff Lever  
 Rear Exhaust  
 Built-in Speed Control

## RIGHT ANGLE DIE GRINDERS



Model Number	Free Speed		Weight		Length		Sound Level		Air Consumption		Collet Size	Exhaust
	rpm		lb	kg	in	mm	dB(A)	cfm	l/s			
<b>0.3 hp (0.22 kW) – Lever Throttle – 200 Series Collet</b>												
SAG03S12	12,000		1.2	0.55	5.625	140	81.5	11	5.2		1/4"	Rear
SAG03S12M6	12,000		1.2	0.55	5.625	140	82.3	11	5.2		6 mm	Rear
SAG03S20	20,000		1.2	0.55	5.625	140	86.4	11	5.2		1/4"	Rear
SAG03S20M6	20,000		1.2	0.55	5.625	140	85.9	11	5.2		6 mm	Rear
<b>0.3 hp (0.22 kW) – Lever Throttle – 300 Series Collet</b>												
SAG03S12S	12,000		1.15	0.52	5.625	143	82.3	11	5.2		1/4"	Rear
SAG03S12M6S	12,000		1.15	0.52	5.625	143	82.3	11	5.2		6mm	Rear
SAG03S20S	20,000		1.15	0.52	5.625	143	85.9	11	5.2		1/4"	Rear
SAG03S20M6S	20,000		1.15	0.52	5.625	143	85.9	11	5.2		6mm	Rear
<b>0.5 hp (0.37 kW) – Lever Throttle – 200 Series Collet</b>												
SAG05S23	23,000		1.4	0.64	6.375	160	86	23	10.8		1/4"	Rear
SAG05S23M6	23,000		1.4	0.64	6.375	160	86	23	10.8		6 mm	Rear
<b>0.5 hp (0.37 kW) – Lever Throttle – 300 Series Collet</b>												
SAG05S23S	23,000		1.35	0.61	6.375	162	89.1	23	10.8		1/4"	Rear
SAG05S23M6S	23,000		1.35	0.61	6.375	162	86	23	10.8		6mm	Rear
<b>0.70 hp (0.52 kW) – Lever Throttle – 200 Series Collet</b>												
SAG7S12	12,000		2	0.90	6.500	165	84.3	25	12		1/4"	Front
SAG7S12M6	12,000		2	0.90	6.500	165	84.3	25	12		6mm	Front
SAG7S15	15,000		2	0.90	6.500	165	85.3	25	12		1/4"	Front
SAG7S15M6	15,000		2	0.90	6.500	165	85.3	25	12		6mm	Front
SAG7S18	18,000		2	0.90	6.500	165	85	25	12		1/4"	Front
SAG7S18M6	18,000		2	0.90	6.500	165	85	25	12		6mm	Front
<b>1 hp (0.75 kW) – Lever Throttle – 200 Series Collet</b>												
SAG10S12	12,000		2.7	1.2	9	230	87.4	30	14		1/4"	Rear
SAG10S12M6	12,000		2.7	1.2	9	230	78	30	14		6 mm	Rear
SAG10S15	15,000		2.7	1.2	9	230	84.2	30	14		1/4"	Rear
SAG10S15M6	15,000		2.7	1.2	9	230	78	30	14		6 mm	Rear
SAG10S18	18,000		2.7	1.2	9	230	83.2	30	14		1/4"	Rear
SAG10S18M6	18,000		2.7	1.2	9	230	78	30	14		6 mm	Rear

**General:** Air Inlet Size: 1/4" NPT • Recommended Hose Size: 3/8" (10 mm) • Performance rated @ 90 psig (6.2 bar) air pressure

**Standard Equipment:** Parts List • Safety and Instruction Manual • Collet, Support Handle (1 HP only) & Wrenches

**Accessories:** Grinder Accessories, see page 698



**PERFORMANCE:**

Power: 0.7 hp (0.52 kW) – 1 hp (0.75 kW)  
 Speed: 12,000 rpm – 18,000 rpm  
 Collet Size: 1/4" & 6 mm

**FEATURES:**

Heavy duty double tapered collet  
 Teasing throttle  
 Lock-off lever  
 Heavy Duty spiral bevel gearing for durability and smooth operation  
 Compact angle head allows access into tight spaces  
 Adjustable speed control  
 Grease zerk in gear case



SAG10AX12



SAG7AX20



**RIGHT ANGLE EXTENDED DIE GRINDERS**

Model Number	Free Speed	Weight		Length		Sound Level dB(A)	Air Consumption		Collet Size	Exhaust
	rpm	lb	kg	in	mm		cfm	l/s		
<b>1 hp (0.75 kW) – Lever Throttle – 200 Series Collet</b>										
SAG10AX12	12,000	3.20	1.45	11.25	286	81.6	30	14.2	1/4"	Rear
SAG10AX12M6	12,000	3.20	1.45	11.25	286	79.5	30	14.2	6mm	Rear
SAG10AX15	15,000	3.20	1.45	11.25	286	81.6	30	14.2	1/4"	Rear
SAG10AX15M6	15,000	3.20	1.45	11.25	286	84	30	14.2	6mm	Rear
SAG10AX18	18,000	3.20	1.45	11.25	286	83.7	30	14.2	1/4"	Rear
SAG10AX18M6	18,000	3.20	1.45	11.25	286	80.5	30	14.2	6mm	Rear
<b>0.7 hp (0.52 kW) – Lever Throttle</b>										
SAG7AX13	13,000	2.9	1.3	10	254	85	25	12	1/4"	Front
SAG7AX13M6	13,000	2.9	1.3	10	254	85	25	12	6 mm	Front
SAG7AX16	16,000	2.9	1.3	10	254	89.8	25	12	1/4"	Front
SAG7AX16M6	16,000	2.9	1.3	10	254	89.8	25	12	6 mm	Front
SAG7AX20	20,000	2.9	1.3	10	254	89.8	25	12	1/4"	Front
SAG7AX20M6	20,000	2.9	1.3	10	254	89.8	25	12	6 mm	Front

**General:** Air Inlet Size: 1/4" NPT • Recommended Hose Size: 3/8" (10 mm) • Performance rated @ 90 psig (6.2 bar) air pressure

**Standard Equipment:** Parts List • Safety and Instruction Manual • Collet, Support Handle (1 HP only) & Wrenches

**Accessories:** Grinder Accessories, see page 698





SAGA1AX12G



SAGA1AX12

## PERFORMANCE:

Power: 1 hp (0.75 kW)  
 Speed: 12,000 rpm – 18,000 rpm  
 Collet Size: 1/4" & 6 mm

## FEATURES:

Lockoff Lever  
 Robust Steel or Durable Aluminum Housing Available With  
 Comfort Grip  
 Head Height 2.28"

## RIGHT ANGLE EXTENDED METAL BODY DIE GRINDERS



Model Number	Free Speed		Weight		Length		Sound Level dB(A)	Air Consumption		Collet Size	Exhaust
	rpm		lb	kg	in	mm		cfm	l/s		
<b>1 hp (0.75 kW) – Lever Throttle – Aluminum Housing</b>											
SAGA1AX12	12,000		3.2	1.5	10.5	267	87.4	30	14.2	1/4"	Front
SAGA1AX12M6	12,000		3.2	1.5	10.5	267	87	30	14.2	6mm	Front
SAGA1AX15	15,000		3.2	1.5	10.5	267	87	30	14.2	1/4"	Front
SAGA1AX15M6	15,000		3.2	1.5	10.5	267	87	30	14.2	6mm	Front
SAGA1AX18	18,000		3.2	1.5	10.5	267	87	30	14.2	1/4"	Front
SAGA1AX18M6	18,000		3.2	1.5	10.5	267	87	30	14.2	6mm	Front
<b>1 hp (0.75 kW) – Lever Throttle – Aluminum Housing with Grip</b>											
SAGA1AX12G	12,000		2.9	1.3	10.5	267	87	30	14.2	1/4"	Front
SAGA1AX12M6G	12,000		2.9	1.3	10.5	267	87	30	14.2	6mm	Front
SAGA1AX15G	15,000		2.9	1.3	10.5	267	87	30	14.2	1/4"	Front
SAGA1AX15M6G	15,000		2.9	1.3	10.5	267	87	30	14.2	6mm	Front
SAGA1AX18G	18,000		2.9	1.3	10.5	267	87	30	14.2	1/4"	Front
SAGA1AX18M6G	18,000		2.9	1.3	10.5	267	87	30	14.2	6mm	Front
<b>1 hp (0.75 kW) – Lever Throttle – Steel Housing</b>											
SAGS1AX12	12,000		3.8	1.7	10.5	267	86.9	30	14.2	1/4"	Front
SAGS1AX12M6	12,000		3.8	1.7	10.5	267	87	30	14.2	6mm	Front
SAGS1AX15	15,000		3.8	1.7	10.5	267	87	30	14.2	1/4"	Front
SAGS1AX15M6	15,000		3.8	1.7	10.5	267	87	30	14.2	6mm	Front
SAGS1AX18	18,000		3.8	1.7	10.5	267	87	30	14.2	1/4"	Front
SAGS1AX18M6	18,000		3.8	1.7	10.5	267	87	30	14.2	6mm	Front
<b>1 hp (0.75 kW) – Lever Throttle – Steel Housing with Grip</b>											
SAGS1AX12G	12,000		3.4	1.5	10.5	267	87	30	14.2	1/4"	Front
SAGS1AX12M6G	12,000		3.4	1.5	10.5	267	87	30	14.2	6mm	Front
SAGS1AX15G	15,000		3.4	1.5	10.5	267	87	30	14.2	1/4"	Front
SAGS1AX15M6G	15,000		3.4	1.5	10.5	267	87	30	14.2	6mm	Front
SAGS1AX18G	18,000		3.4	1.5	10.5	267	87	30	14.2	1/4"	Front
SAGS1AX18M6G	18,000		3.4	1.5	10.5	267	87	30	14.2	6mm	Front

**General:** Air Inlet Size: 1/4" NPT • Recommended Hose Size: 3/8" (10 mm) • Performance rated @ 90 psig (6.2 bar) air pressure

**Standard Equipment:** Parts List • Safety and Instruction Manual • Collet, Support Handle & Wrenches

**Accessories:** Grinder Accessories, see page 698



**PERFORMANCE:**

Power: 0.7 hp (0.52 kW) – 1 hp (0.75 kW)  
 Speed: 12,000 rpm – 18,000 rpm  
 Wheel Capacity: 3" (75 mm) – 5" (127 mm)

**FEATURES:**

Non-Governed  
 Lockoff Lever  
 Adjustable Guard



**RIGHT ANGLE TYPE 27 EXTENDED WHEEL GRINDERS**



Model Number	Free Speed	Wheel Capacity		Weight		Length		Sound Level dB(A)	Air Consumption Free Speed		Spindle Thread	Exhaust
	rpm	In	mm	lb	kg	in	mm		cfm	l/s		
<b>1 hp (0.75 kW) – Lockoff Lever Throttle</b>												
SWG10AX124	12,000	4	100	3.6	1.63	11.25	285	91	35	17	3/8" - 24	Rear
SWG10AXL124	12,000	4	100	3.5	1.59	11.25	285	83.7	35	17	3/8" - 24	Rear
SWG10AX1245	12,000	4.5	115	3.7	1.68	11.25	285	86	35	17	5/8" - 11	Rear
SWG10AX125	12,000	5	127	3.8	1.72	11.25	285	83.7	35	17	5/8" - 11	Rear
<b>0.7 hp (0.52 kW) – Lever Throttle</b>												
SWG7AX134	13,300	4	100	3.5	1.6	10	254	87.4	25	12	3/8" - 24	Front
SWG7AX1345	13,300	4.5	115	3.5	1.6	10	254	88	25	12	5/8" - 11	Front
SWG7AX203	20,000	3	75	3.5	1.6	10	254	TBD	25	12	3/8" - 24	Front

**General:** 1 HP models: Air Inlet Size: 3/8" NPT • Recommended Hose Size: 3/8" (10 mm) • Performance rated @ 90 psig (6.2 bar) air pressure  
 0.7 HP models: Air Inlet Size: 1/4" NPT • Recommended Hose Size: 3/8" (10 mm) • Performance rated @ 90 psig (6.2 bar) air pressure  
**Standard Equipment:** Parts List • Safety and Instruction Manual • Spindle Wrenches • Wheel Guard • Support Handle • Mounting Flange & Nut  
**Accessories:** Grinder Accessories, see page 698



**PERFORMANCE:**

Power: 1 hp (0.75 kW)  
 Speed: 12,000 rpm  
 Wheel Capacity: 4" (100 mm) – 4.5" (115 mm)

**FEATURES:**

Non-Governed  
 Lockoff Lever  
 Adjustable Guard  
 Robust Steel or Durable Aluminum Housing Available With Comfort Grip  
 Head Height 2.28"

**RIGHT ANGLE TYPE 27 EXTENDED WHEEL GRINDERS**



Model Number	Free Speed	Wheel Capacity		Weight		Length		Sound Level dB(A)	Air Consumption Free Speed		Spindle Thread	Exhaust
	rpm	In	mm	lb	kg	in	mm		cfm	l/s		
<b>1 hp (0.75 kW) – Lever Throttle – Aluminum Housing</b>												
SWGA1AX124	12,000	4	100	3.3	1.5	10.5	267	88	35	17	3/8" - 24	Front
SWGA1AX1245	12,000	4.5	115	3.4	1.5	10.5	267	88	35	17	5/8" - 11	Front
<b>1 hp (0.75 kW) – Lever Throttle – Aluminum Housing with Grip</b>												
SWGA1AX124G	12,000	4	100	3.2	1.5	10.5	267	86	35	17	3/8" - 24	Front
SWGA1AX1245G	12,000	4.5	115	3.3	1.5	10.5	267	86	35	17	5/8" - 11	Front
<b>1 hp (0.75 kW) – Lever Throttle – Steel Housing</b>												
SWGS1AX124	12,000	4	100	3.9	1.8	10.5	267	86	35	17	3/8" - 24	Front
SWGS1AX1245	12,000	4.5	115	4	1.8	10.5	267	86	35	17	5/8" - 11	Front
<b>1 hp (0.75 kW) – Lever Throttle – Steel Housing with Grip</b>												
SWGS1AX124G	12,000	4	100	3.7	1.7	10.5	267	87	35	17	3/8" - 24	Front
SWGS1AX1245G	12,000	4.5	115	3.8	1.7	10.5	267	87	35	17	5/8" - 11	Front

**General:** 1 HP models: Air Inlet Size: 3/8" NPT • Recommended Hose Size: 3/8" (10 mm) • Performance rated @ 90 psig (6.2 bar) air pressure  
**Standard Equipment:** Parts List • Safety and Instruction Manual • Spindle Wrenches • Wheel Guard • Support Handle • Mounting Flange & Nut  
**Accessories:** Grinder Accessories, see page 698







SWG10A1245



1285L



SWG10S183



SWG10S1245

### PERFORMANCE:

Power: 1 hp (0.75 kW)  
 Speed: 6000 rpm – 18,000 rpm  
 Wheel Capacity: 3" (75 mm) – 7" (175 mm) diameter

### FEATURES:

Governed & Non-Governed  
 Lockoff Lever Throttle  
 Side Exhaust: 1285L  
 Rear Exhaust: SWG Series

## RIGHT ANGLE TYPE 27 WHEEL GRINDERS



Model Number	Free Speed		Wheel Capacity		Weight		Length		Sound Level dB(A)	Air Consumption Under Load		Air Consumption Free Speed		Spindle Thread
	rpm		in	mm	lb	kg	in	mm		cfm	l/s	cfm	l/s	
<b>0.7 hp (0.52 kW)</b>														
SWG7S183	18,000		3	75	2.1	0.95	6.4	163	TBD	N/A	N/A	25	12	3/8"-24
<b>1 hp (0.75 kW) – Lockoff Lever Throttle</b>														
SWG10S124	12,000		4	100	3	1.6	8.3	210	77	N/A	N/A	35	17	3/8"-24
SWG10S1245	12,000		4.5	115	3	1.6	8.3	210	77	N/A	N/A	35	17	5/8"-11
SWG10S125	12,000		5	127	3.1	1.6	8.3	210	TBD	N/A	N/A	35	17	5/8"-11
SWG10S183	18,000		3	75	2.5	1.1	7.5	190	77	N/A	N/A	35	17	3/8"-24
<b>1 hp (0.75 kW) – Lockoff Lever Throttle</b>														
SWG10A124	12,000		4	100	2.5	1.1	7.75	195	86.4	N/A	N/A	35	17	3/8" - 24
SWG10A1245	12,000		4.5	115	2.6	1.17	7.75	195	84.9	N/A	N/A	35	17	5/8"-11
SWG10A125	12,000		5	127	2.7	1.22	7.75	195	83.7	N/A	N/A	35	17	5/8" - 11
<b>1 hp (0.75 kW) – Governed Speed – Lockoff Lever Throttle</b>														
1285L <sup>1</sup>	6000		7	175	5.9	2.7	12.4	315	85	35	17	18	8	5/8"-11

<sup>1</sup>Not CE Certified

**General:** Air Inlet Size: 1/4" NPT • Recommended Hose Size: 3/8" (10 mm) • Performance rated @ 90 psig (6.2 bar) air pressure

**Standard Equipment:** Parts List • Safety and Instruction Manual • Spindle Wrenches • Wheel Guard • Support Handle • Mounting Flange & Nut

**Accessories:** Grinder Accessories, see page 698



### PERFORMANCE:

Power: 1 hp (0.75 kW) – 3 hp (2.2 kW)  
 Speed: 4500 rpm – 6000 rpm  
 Wheel Capacity: 7" (175 mm) – 9" (230 mm) diameter

### FEATURES:

Governed & Non-Governed  
 Lockoff Lever & Thumb Throttle  
 Side Exhaust



VG20AL-60D7



1291



## VERTICAL TYPE 27 WHEEL GRINDERS

Model Number	Free Speed		Wheel Capacity		Weight		Length		Sound Level dB(A)	Air Consumption Under Load		Air Consumption Free Speed		Spindle Thread
	rpm		in	mm	lb	kg	in	mm		cfm	l/s	cfm	l/s	
<b>1 hp (0.75 kW) – Non-Governer Speed – Thumb Throttle</b>														
1291L	6000		7	175	5	2.3	7.2	183	80	30	14	38	18	5/8"-11
<b>1 hp (0.75 kW) – Non-Governer Speed – Thumb Throttle</b>														
1291	6000		7	175	5	2.3	7.2	183	80	30	14	38	18	5/8"-11
<b>2 hp (1.5 kW) – Class Vertical Grinders – Governed Speed – Lever Throttle</b>														
VG20AL-45D9	4500		9	230	7.4	3.3	5.5	145	85	75	35	26	12	5/8"-11
VG20AL-60D7	6000		7	175	7.4	3.3	5.5	145	85	75	35	26	12	5/8"-11
VG20AL-60D9	6000		9	230	7.4	3.3	5.5	145	85	75	35	26	12	5/8"-11
<b>3 hp (2.2 kW) – Class Vertical Grinders – Governed Speed – Lever Throttle</b>														
VG30AL-45D7	4500		7	175	9.5	4.3	6.4	165	84	90	42	39	18	5/8"-11
VG30AL-45D9	4500		9	230	9.5	4.3	6.4	165	84	90	42	39	18	5/8"-11
VG30AL-60D7	6000		7	175	9.5	4.3	6.4	165	84	90	42	39	18	5/8"-11
VG30AL-60D9	6000		9	230	9.5	4.3	6.4	165	84	90	42	39	18	5/8"-11

**General:** Air Inlet Size: 1/4" NPT (1290 series); 1/2" NPT (V series) • Recommended Hose Size: 3/8" (10 mm) (1290 series); 1/2" (13 mm) (V series)  
 Performance rated @ 90 psig (6.2 bar) air pressure

**Standard Equipment:** Parts List • Safety and Instruction Manual • Spindle Wrenches • Wheel Guard • Mounting Flange & Nut

**Accessories:** Grinder Accessories, see page 698

### PERFORMANCE:

Power: 2 hp (1.5 kW) – 3 hp (2.2 kW)  
 Speed: 6000 rpm  
 Wheel Capacity: 6" (150 mm)

### FEATURES:

Governed Speed  
 Lockoff Lever  
 Side Exhaust



VG30AL-60C6



## VERTICAL TYPE 6 & 11 WHEEL GRINDERS

Model Number	Free Speed		Wheel Capacity		Weight		Length		Sound Level dB(A)	Air Consumption Under Load		Air Consumption Free Speed		Spindle Thread
	rpm		in	mm	lb	kg	in	mm		cfm	l/s	cfm	l/s	
<b>2 hp (1.5 kW) – Class Vertical Grinders – Governed Speed – Lever Throttle</b>														
VG20AL-60C6	6000		6	150	7.4	3.3	5.5	145	85	75	35	26	12	5/8"-11
<b>3 hp (2.2 kW) – Class Vertical Grinders – Governed Speed – Lever Throttle</b>														
VG30AL-60C6	6000		6	150	9.5	4.3	6.4	165	84	90	42	39	18	5/8"-11

**General:** Air Inlet Size: 1/2" NPT • Recommended Hose Size: 1/2" (13 mm) • Performance rated @ 90 psig (6.2 bar) air pressure

**Standard Equipment:** Parts List • Safety and Instruction Manual • Spindle Wrenches • Wheel Guard • Mounting Flange & Nut

**Accessories:** Grinder Accessories, see page 698





HG30AL-60S6



HG20AL-80P3



## PERFORMANCE:

Power: 2 hp (1.5 kW) – 3 hp (2.2 kW)  
 Speed: 4500 rpm – 8000 rpm  
 Wheel Capacity: 3" (75 mm) – 8" (200 mm)

## FEATURES:

Governed Speed  
 Lever Throttle  
 Side Exhaust

## HORIZONTAL WHEEL GRINDERS

Model Number	Free Speed		Wheel Capacity		Weight		Length		Sound Level dB(A)	Air Consumption Under Load		Air Consumption Free Speed		Spindle Thread
	rpm		in	mm	lb	kg	in	mm		cfm	l/s	cfm	l/s	
<b>2 hp (1.5 kW) – Class Horizontal Grinders – Governed Speed – Lever Throttle</b>														
HG20AL-45S8	4500		8	200	10.5	4.8	20.8	530	85	75	35	26	12	5/8"-11
HG20AL-60S6	6000		6	150	10.5	4.8	20.8	530	85	75	35	26	12	5/8"-11
HG20AL-80P3	8000		3	75	10.5	4.8	20.8	530	85	75	35	26	12	5/8"-11
<b>3 hp (2.2 kW) – Class Horizontal Grinders – Governed Speed – Lever Throttle</b>														
HG30AL-45S8	4500		8	200	12.5	5.6	21.8	550	84	90	42	39	18	5/8"-11
HG30AL-60S6	6000		6	150	12.5	5.6	21.8	550	84	90	42	39	18	5/8"-11
HG30AL-80P3	8000		3	75	12.5	5.6	21.8	550	84	90	42	39	18	5/8"-11

**General:** Air Inlet Size: 1/2" NPT • Recommended Hose Size: 1/2" (13 mm) • Performance rated @ 90 psig (6.2 bar) air pressure

**Standard Equipment:** Parts List • Safety and Instruction Manual • Spindle Wrenches • Wheel Guard • Mounting Flange & Nut

**Accessories:** Grinder Accessories, see page 698

POWER TOOLS

ABRASIVE GRINDERS

## PERFORMANCE:

Power: 0.5 hp (0.37 kW)  
 Speed: 35000 rpm

## FEATURES:

Removable Support Handle  
 Lockoff Lever  
 Planetary Gear for Increased Torque



SMR05S354



## MATERIAL REMOVAL TOOL

Model Number	Free Speed	Weight		Length		Sound Level dB(A)	Air Consumption		Exhaust
	rpm	lb	kg	in	mm		cfm	l/s	
SMR05S354	3500	2.4	1.08	12	304.8	85	28	132	Rear

**General:** Air Inlet Size: 1/4" NPT • Recommended Hose Size: 3/8" (10 mm) • Performance rated @ 90 psig (6.2 bar) air pressure

**Standard Equipment:** Parts List • Safety and Instruction Manual • Fine Belt (68813) • Coarse Belt (68814) • Eraser (68815) • Support Handle

**Accessories:** Material Removal Tool Accessories, see page 698




### BELTS AND ERASERS



Hub Set 68918



Eraser 68815



Course Wire Belt 68814



Fine Wire Belt 68813



Medium Stainless Steel Wire Belt 68917



Fine Stainless Steel Wire Belt 68915

Part Number	Description
68918	11mm Hub Set
68815	Rubber Eraser
68814	Course Wire Belt, 23 mm Wide
68910	Course Wire Belt, 11 mm Wide
68911	Medium Wire Belt, 23 mm Wide
68912	Medium Wire Belt, 11 mm Wide
68813	Fine Wire Belt, 23 mm Wide
68913	Fine Wire Belt, 11 mm Wide
68916	Medium Stainless Steel Wire Belt, 23 mm Wide
68917	Medium Stainless Steel Wire Belt, 11 mm Wide
68914	Fine Stainless Steel Wire Belt, 23 mm Wide
68915	Fine Stainless Steel Wire Belt, 11 mm Wide

### COLLETS



21126



44440

Style	Capacity	Part Number	For Use On
Sioux	1/8"	44522	2S1940
	3/16"	44523	
	1/4"	44440	
	3 mm	66037	
	6 mm	66038	
100 Series	1/4"	21126B	1985
	3/8"	21125	
	1/2"	21124	

### WHEEL GUARDS




2336

Part Number	Wheel Type	Wheel Diameter		For Use On
		in	mm	
2321	27	7	180	1285, 1285L
2336	27	7	180	1291, 1921L

### MOUNTING ACCESSORIES

7" and 9" Type 27 Depressed Center Wheel  
For use on 5/8" - 11 threaded spindles



Part Number	Description
510	Flange Adapter Kit 1 1/4" x 2 1/2" x 3/32" Washers
512	Flange Nut 3/8" Hex Wrench

### SIGNATURE SERIES COLLETS

#### 200 SERIES

Heavy Duty Double Tapered Collett



Part Number	Description
74071	Collet Nut
74072	Collet (1/8")
74073	Collet (3/16")
74074	Collet (1/4")
68030	Collet (3/8")
74075	Collet (3 mm)
74076	Collet (6 mm)
68056	Collet (8 mm)
77057	Collet Body SDG Series
74070	Collet Body (1 HP)

#### 300 SERIES

Heavy Duty Double Tapered Collett



Part Number	Description
74128	Collet Nut
74124	Collet (3/32")
74121	Collet (1/8")
74120	Collet (1/4")
74122	Collet (3 mm)
74123	Collet (6 mm)
77505	Collet Body SAS Series
74125	Collet Body SDG Series







# FINISHING

## The Best Way To A Great Finish

Today's manufacturing techniques are constantly changing and improving. This has increased the demands for sanders, polishers and buffers, making them a key segment of the process. Improvements in the industry now result in less waste on castings and molded parts, which shifts the emphasis from material removal to surface finishing. Sioux Tools offers a complete line of state-of-the-art orbital sanders, polishers and buffers that will produce the quality finish you require on your final product.

Sioux sanders are engineered to cover the full range of applications in metal, composite, and wood finishing. Our innovative, lightweight designs ensure they perform to the highest standards while still being comfortable to operate. Each delivers unsurpassed power and performance, resulting in the perfect finish.

### FIT TO YOUR APPLICATION

Different applications require different finishing tools. That's why Sioux Tools offers a variety of sanders and polishers with a wide range of configurations.

The RO2512 Series Random Orbital Sanders come with an orbit diameter of either 3/8" (10 mm), 3/16" (5 mm) or 3/32" (3 mm) and a choice of non-vacuum, self-contained Venturi vacuum or remote vacuum ready.

### VARIETY TO CHOOSE FROM

We also offer pistol grip, right angle, vertical, and straight sanders and polishers. Many of these come with your choice of throttle controls that allow the operator to work the way that's most comfortable.

### FINISHING SAFETY

Flying particles can cause eye injury. Proper eye protection must be worn at all times by tools user and bystanders.

A grinding wheel that bursts can cause injury or death. Never mount a grinding wheel or a cutoff wheel on a sander or polisher.

Breathing grinding dust can cause injury. Do not breathe grinding dust. Use approved mask.

Sanders and polishers that do not come to a complete stop before setting aside can cause injury. Be sure the tool has come to a complete stop before setting it aside.

Explosions and fires can cause injury. Only sand metal if the area is free of combustible or explosive materials or vapors.

Contact with sanding disks can cause injury. Wear protective clothing and gloves to protect hands. Keep hands and other body parts away from sanding pads and disks to prevent cutting or pinching.

Sanding or polishing pads, disks or accessories that burst can cause injury. Make sure disks or accessories have a higher speed rating than the tool. Do not exceed rated air pressure.

Prolonged exposure to vibration or an excessive exposed portion of the edge of a disk can cause injury. When using self adhesive sanding disks, make sure to mount them concentrically on the pad.

Tools starting unexpectedly can cause injury. Always remove tool from air supply and activate trigger to bleed air line before making any adjustments, changing accessories, or doing any maintenance or service on tool.

Tools that perform unpredictably can cause injury. Use only sanding and polishing pads, disks and accessories provided or specified by Sioux Tools.





RO2512-50SNP



RO2512-50SRP



RO2512-50FVP

**PERFORMANCE:**

Power: 0.25 hp (0.19 kW)  
Speed: 12,000 rpm

**FEATURES:**

3/32" (3 mm), 3/16" (5 mm) & 3/8" (10 mm) Orbit Diameters  
Built-in Speed Control  
Ergonomic 24-Position Indexable Grip  
Non-Vacuum, Venturi Vacuum & Remote Vacuum

**RO2512 SERIES RANDOM ORBITAL SANDERS**

Model Number		Free Speed rpm	Pad Size		Orbit Diameter		Weight		Height		Air Consumption		Sound Level dB(A)
PSA Pad	H & L Pad		in	mm	in	mm	lb	kg	in	mm	cfm	l/s	
<b>0.25 hp (0.19 kW) - 5/16"-24 Spindle Thread - Non-Vacuum</b>													
RO2512-30FNP	RO2512-30FNH	12,000	3	75	3/32	3	1.5	0.7	3.3	83	13	6	81
RO2512-30SNP	RO2512-30SNH	12,000	3	75	3/16	5	1.5	0.7	3.3	83	13	6	81
RO2512-35FNP	RO2512-35FNH	12,000	3.5	90	3/32	3	1.5	0.7	3.3	83	13	6	81
RO2512-35SNP	RO2512-35SNH	12,000	3.5	90	3/16	5	1.5	0.7	3.3	83	13	6	81
RO2512-50FNP	RO2512-50FNH	12,000	5	125	3/32	3	1.5	0.7	3.3	83	13	6	81
RO2512-50SNP	RO2512-50SNH	12,000	5	125	3/16	5	1.5	0.7	3.3	83	13	6	81
RO2512-50CNP	RO2512-50CNH	12,000	5	125	3/8	10	1.5	0.7	3.3	83	13	6	81
RO2512-60FNP	RO2512-60FNH	12,000	6	150	3/32	3	1.5	0.7	3.3	83	13	6	81
RO2512-60SNP	RO2512-60SNH	12,000	6	150	3/16	5	1.5	0.7	3.3	83	13	6	81
RO2512-60CNP	RO2512-60CNH	12,000	6	150	3/8	10	1.5	0.7	3.3	83	13	6	81
<b>0.25 hp (0.19 kW) - 5/16"-24 Spindle Thread - Remote Vacuum Ready</b>													
RO2512-30FRP	RO2512-30FRH	12,000	3	75	3/32	3	1.5	0.7	3.3	83	13	6	81
RO2512-30SRP	RO2512-30SRH	12,000	3	75	3/16	5	1.5	0.7	3.3	83	13	6	81
RO2512-35FRP	RO2512-35FRH	12,000	3.5	90	3/32	3	1.5	0.7	3.3	83	13	6	81
RO2512-35SRP	RO2512-35SRH	12,000	3.5	90	3/16	5	1.5	0.7	3.3	83	13	6	81
RO2512-50FRP	RO2512-50FRH	12,000	5	125	3/32	3	1.5	0.7	3.3	83	13	6	81
RO2512-50SRP	RO2512-50SRH	12,000	5	125	3/16	5	1.5	0.7	3.3	83	13	6	81
RO2512-50CRP	RO2512-50CRH	12,000	5	125	3/8	10	1.5	0.7	3.3	83	13	6	81
RO2512-60FRP	RO2512-60FRH	12,000	6	150	3/32	3	1.5	0.7	3.3	83	13	6	81
RO2512-60SRP	RO2512-60SRH	12,000	6	150	3/16	5	1.5	0.7	3.3	83	13	6	81
RO2512-60CRP	RO2512-60CRH	12,000	6	150	3/8	10	1.5	0.7	3.3	83	13	6	81
<b>0.25 hp (0.19 kW) - 5/16"-24 Spindle Thread - Self-contained Venturi Vacuum</b>													
RO2512-30FVP	RO2512-30FVH	12,000	3	75	3/32	3	1.5	0.7	3.3	83	13	6	81
RO2512-30SVP	RO2512-30SVH	12,000	3	75	3/16	5	1.5	0.7	3.3	83	13	6	81
RO2512-35FVP	RO2512-35FVH	12,000	3.5	90	3/32	3	1.5	0.7	3.3	83	13	6	81
RO2512-35SVP	RO2512-35SVH	12,000	3.5	90	3/16	5	1.5	0.7	3.3	83	13	6	81
RO2512-50FVP	RO2512-50FVH	12,000	5	125	3/32	3	1.5	0.7	3.3	83	13	6	81
RO2512-50SVP	RO2512-50SVH	12,000	5	125	3/16	5	1.5	0.7	3.3	83	13	6	81
RO2512-50CVP	RO2512-50CVH	12,000	5	125	3/8	10	1.5	0.7	3.3	83	13	6	81
RO2512-60FVP	RO2512-60FVH	12,000	6	150	3/32	3	1.5	0.7	3.3	83	13	6	81
RO2512-60SVP	RO2512-60SVH	12,000	6	150	3/16	5	1.5	0.7	3.3	83	13	6	81
RO2512-60CVP	RO2512-60CVH	12,000	6	150	3/8	10	1.5	0.7	3.3	83	13	6	81

**General:** Air Inlet Size: 1/4" NPT • Recommended Hose Size: 3/8" (10 mm) • Performance rated @ 90 psig (6.2 bar) air pressure

**Standard Equipment:** Parts List • Safety and Instruction Manual • Comfort Grip • Backing Pad & Wrench

**Accessories:** Sander Accessories, see pages 706-708



RO2510-44FNC

**PERFORMANCE:**

Power: 0.25 hp (0.19 kW)  
Speed: 10,000 rpm

**FEATURES:**

Built-in Speed Control  
Ergonomic 24-Position Indexable Grip



**ORBITAL JITTERBUG SANDERS**

Model Number	Paper Size		Orbit Diameter		Weight		Height		Air Consumption Free Speed		Sound Level dB(A)
	in	mm	in	mm	lb	kg	in	mm	cfm	l/s	
<b>0.25 hp (0.19 kW)</b>											
RO2510-44FNC	3 3/4 x 4 1/4	95 x 105	3/32	3	1.8	0.8	3.5	90	13	6	81

**General:** Air Inlet Size: 1/4" NPT • Recommended Hose Size: 3/8" (10 mm) • Performance rated @ 90 psig (6.2 bar) air pressure

**Standard Equipment:** Parts List • Safety and Instruction Manual

**Accessories:** Sander Accessories, see pages 706-708



GO459-60SNP



GO459-80SRP

**PERFORMANCE:**

Power: 0.45 hp (0.34 kW)  
Speed: 900 rpm

**FEATURES:**

3/16" (5 mm) Orbit Diameter  
Built-in Speed Control  
Lever Throttle  
Vacuum & Remote Vacuum  
Ergonomic 24-Position Indexable Grip



**GEARED ORBITAL SANDERS**

PSA Pad	Model Number	Free Speed rpm	Pad Size		Weight		Height		Air Consumption		Sound Level dB(A)	
			H & L Pad	in	mm	lb	kg	in	mm	cfm		l/s
<b>0.45 hp (0.34 kW) Non-Vacuum</b>												
	GO459-60SNP	900	GO459-60SNH	6	150	4.4	2	5	127	15	7	82
	GO459-80SNP	900	GO459-80SNH	8	200	4.4	2	5	127	15	7	82
<b>0.45 hp (0.34 kW) Remote Vacuum</b>												
	GO459-60SRP	900	GO459-60SRH	6	150	4.4	2	5	127	15	7	82
	GO459-80SRP	900	GO459-80SRH	8	200	4.4	2	5	127	15	7	82

**General:** Air Inlet Size: 1/4" NPT • Recommended Hose Size: 3/8" (10 mm) • Performance rated @ 90 psig (6.2 bar) air pressure

**Standard Equipment:** Parts List • Safety and Instruction Manual

**Accessories:** Sander Accessories, see pages 706-708

**PERFORMANCE:**

Power: 0.40 hp (0.30 kW)  
Speed: 10,000 rpm

**FEATURES:**

3/16" (5 mm) Orbit Diameter  
Built-in Speed Control  
Aluminum Housing  
Palm & Lever Throttle



658

**600 SERIES RANDOM ORBITAL SANDERS**

Model Number		Free Speed	Pad Size		Orbit Diameter		Weight		Height		Air Consumption		Sound Level
PSA Pad	H & L Pad	rpm	in	mm	in	mm	lb	kg	in	mm	cfm	l/s	dB(A)
<b>0.40 hp (0.30 kW) - Palm Throttle</b>													
PS690 <sup>1</sup>		10,000	5	125	3/16	5	2.9	1.3	4.2	107	20	9	85
697 <sup>1</sup>		10,000	6	150	3/16	5	2.9	1.3	4.2	107	20	9	85
<b>0.40 hp (0.30 kW) - Dual Action - Lever Throttle</b>													
658 <sup>1</sup>		10,000	5	125	3/16	5	3.2	1.5	4.2	107	20	9	85

For remote vacuum ready add suffix V

<sup>1</sup>Not CE Certified **General:** Air Inlet Size: 1/4" NPT • Recommended Hose Size: 3/8" (10 mm) • Performance rated @ 90 psig (6.2 bar) air pressure

**Standard Equipment:** Parts List • Safety and Instruction Manual • Backing Pad & Wrench

**Accessories:** Sander Accessories, see pages 706-708



SPS10P18



SDG10P18

**PERFORMANCE:**

Power: 1 hp (0.75 kW)  
Speed: 6000 rpm – 21,000 rpm

**FEATURES:**

Trigger Start  
Down-Handle Exhaust  
Comfort Grip

**PISTOL GRIP SANDERS**

Model Number	Free Speed	Weight		Height		Air Consumption		Sound Level
	rpm	lb	kg	in	mm	cfm	l/s	
<b>1 hp (0.75 kW) - 5" (125 mm) Diameter Backing Pad</b>								
SPS10P6	6000	1.7	0.8	4.5	115	35	17	80
SPS10P18	18,000	1.7	0.8	4.5	115	35	17	80
<b>1 hp (0.75 kW) - 1/4" Collet</b>								
SDG10P18	18,000	1.7	0.8	5.8	145	35	17	86.2
SDG10P21	21,000	1.7	0.8	5.8	145	35	17	86.3

**General:** Air Inlet Size: 1/4" NPT • Recommended Hose Size: 3/8" (10 mm) • Performance rated @ 90 psig (6.2 bar) air pressure

**Standard Equipment:** Parts List • Safety and Instruction Manual • Comfort Grip

**Accessories:** Sander Accessories, see pages 706-708







## PERFORMANCE:

Power: 0.33 hp (0.25 kW) – 1 hp (0.75 kW)  
 Speed: 12,000 rpm – 23,000 rpm

## FEATURES:

Lockoff Lever Throttle  
 Front, Rear, and Vacuum Exhaust  
 Comfort Grip

## RIGHT ANGLE DISC SANDERS



Model Number	Free Speed		Weight		Length		Air Consumption Free Speed		Sound Level	Spindle Thread
	rpm		lb	kg	in	mm	cfm	l/s	dB(A)	
<b>0.3 hp (0.22 kW) – Lever Throttle</b>										
SAS03S122-20	12,000		1.1	0.5	5.625	143	11	5.2	82.2	1/4"-20
SAS03S202-20	20,000		1.1	0.5	5.625	143	11	5.2	82.9	1/4"-20
<b>0.5 hp (0.37 kW) – Lever Throttle</b>										
SAS05S232-20	23,000		1.3	0.59	5.625	143	23	10.3	88.6	1/4"-20
<b>1 hp (0.75 kW) – Lever Throttle</b>										
SAS10A122-20	12,000		2.15	0.98	7.5	190	30	14	84.6	1/4"-20
SAS10A152-20	15,000		2.15	0.98	7.5	190	30	14	TBD	1/4"-20
SAS10A182-20	18,000		2.15	0.98	7.5	190	30	14	83.4	1/4"-20
SAS10A324	3200		TBD	TBD	TBD	TBD	35	17	TBD	3/8"-24

**General:** Air Inlet Size: 1/4" NPT • Recommended Hose Size: 3/8" (10 mm) • Performance rated @ 90 psig (6.2 bar) air pressure

**Standard Equipment:** Parts List • Safety and Instruction Manual • Support Handle (1 hp Models) • Spindle Wrenches, 300 Series Collet, 1/4"-20 Threaded Arbor

**Accessories:** Sander Accessories, see pages 706-708



SAS10S125



SAS10A125



SAS10AX125



1287L

**PERFORMANCE:**

Power: 1 hp (0.75 kW)  
Speed: 6000 rpm – 12,000 rpm

**FEATURES:**

Governed & Non-Governed  
Lockoff Lever Throttle  
Rear Exhaust on SAS Series

**RIGHT ANGLE SANDERS**

Model Number	Free Speed		Pad Diameter		Weight		Length		Air Consumption Under Load		Air Consumption Free Speed		Sound Level	Spindle Thread
	rpm		in	mm	lb	kg	in	mm	cfm	l/s	cfm	l/s	dB(A)	
<b>1 hp (0.75 kW) – Lockoff Lever Throttle – Rear Exhaust</b>														
SAS10S125	12,000		5	125	3.5	1.6	8.3	210	N/A	N/A	35	17	77	5/8"-11
SAS10A125	12,000		5	125	2.2	1	7.75	134	N/A	N/A	35	17	84.1	5/8"-11
SAS10AX125	12,000		5	125	3.2	1.45	11.25	285	N/A	N/A	35	17	83.2	5/8"-11
<b>1 hp (0.75 kW) – Governed Speed Control – Lockoff Lever Throttle</b>														
1287L <sup>1</sup>	6000		7	175	5.9	2.7	11.3	287	35	17	18	8	85	5/8"-11

<sup>1</sup>Not CE certified.

**General:** Air Inlet Size: 1/4" NPT • Recommended Hose Size: 3/8" (10 mm) • Performance rated @ 90 psig (6.2 bar) air pressure

**Standard Equipment:** Parts List • Safety and Instruction Manual • Support Handle • Spindle Wrenches • Backing Pad & Nut

**Accessories:** Sander Accessories, see pages 706-708



1290



1290L



VS20AL-727

**PERFORMANCE:**

Power: 1 hp (0.75 kW) – 2 hp (1.5 kW)  
Speed: 6000 rpm – 7200 rpm

**FEATURES:**

Governed & Non-Governed  
Lever & Thumb Throttle  
Side Exhaust  
Overspeed Shutoff Protection (V Series)

**VERTICAL SANDERS**

Model Number	Free Speed		Pad Diameter		Weight		Length		Air Consumption Under Load		Air Consumption Free Speed		Sound Level	Spindle Thread
	rpm		in	mm	lb	kg	in	mm	cfm	l/s	cfm	l/s	dB(A)	
<b>1 hp (0.75 kW) – Thumb Throttle</b>														
1290	5000		7	175	4.1	1.9	7.2	183	30	14	38	18	80	5/8"-11
<b>1 hp (0.75 kW) – Lever Throttle</b>														
1290L	6000		7	175	4.1	1.9	7.2	183	30	14	38	18	80	5/8"-11
<b>2 hp (1.5 kW) Class Vertical Sanders – Governed Speed Control – Lockoff Lever Throttle</b>														
VS20AL-609	6000		9	230	7.4	3.3	5.5	145	75	35	26	12	85	5/8"-11
VS20AL-727	7200		7	175	7.4	3.3	5.5	145	75	35	26	12	85	5/8"-11

**General:** Air Inlet Size: 1/4" NPT • Recommended Hose Size: 3/8" (10 mm) • Performance rated @ 90 psig (6.2 bar) air pressure

**Standard Equipment:** Parts List • Safety and Instruction Manual • Spindle Wrenches • Backing Pad & Nut

**Accessories:** Sander Accessories, see pages 706-708





## PERFORMANCE:

Power: 1 hp (0.75 kW)  
Speed: 3000 rpm

## FEATURES:

Governed Speed Control  
Lockoff Lever Throttle  
Spindle Lock  
Remote Exhaust



## RIGHT ANGLE POLISHERS

Model Number	Free Speed		Pad Diameter		Weight <sup>1</sup>		Length		Air Consumption Under Load		Air Consumption Free Speed		Sound Level	Spindle Thread
	rpm		in	mm	lb	kg	in	mm	cfm	l/s	cfm	l/s	dB(A)	
<b>1 hp (0.75 kW) – Lockoff Lever Throttle</b>														
1238L	3000		8	200	7.9	3.6	11.3	287	33	16	16	8	75	5/8"-11

<sup>1</sup> Weight includes pad & holder.

**General:** Air Inlet Size: 1/4" NPT • Recommended Hose Size: 3/8" (10 mm) • Performance rated @ 90 psig (6.2 bar) air pressure

**Standard Equipment:** Parts List • Safety and Instruction Manual • Remote Exhaust • Support Handle • Backing Pad & Nut • Wool Polishing Pad

**Accessories:** Polisher Accessories, see pages 706-708

## PERFORMANCE:

Power: 1 hp (0.75 kW)  
Speed: 2000 rpm – 3000 rpm

## FEATURES:

Lever & Thumb Throttle  
Side Exhaust  
Comfort Grips



## VERTICAL POLISHERS

Model Number	Free Speed		Pad Diameter		Weight <sup>1</sup>		Length		Air Consumption Under Load		Air Consumption Free Speed		Sound Level	Spindle Thread
	rpm		in	mm	lb	kg	in	mm	cfm	l/s	cfm	l/s	dB(A)	
<b>1 hp (0.75 kW) – Thumb Throttle</b>														
1296	2000		8	200	4.1	1.9	7.1	180	30	14	38	18	80	5/8"-11
1292	3000		8	200	4.1	1.9	7.1	180	30	14	38	18	80	5/8"-11
<b>1 hp (0.75 kW) – Lever Throttle</b>														
1292L	3000		8	200	4.1	1.9	7.1	180	30	14	38	18	80	5/8"-11

<sup>1</sup> Weight includes pad & holder.

**General:** Air Inlet Size: 1/4" NPT • Recommended Hose Size: 3/8" (10 mm) • Performance rated @ 90 psig (6.2 bar) air pressure

**Standard Equipment:** Parts List • Safety and Instruction Manual • Spindle Wrenches • Backing Pad & Nut • Polishing Pad

**Accessories:** Polisher Accessories, see pages 706-708



## COMFORT GRIPS



Part Number	Description	For Use On
66667	Cushion Grip	690 series

## SUPPORT HANDLE


### Part No 2362

For use on 2L series straight sanders



## SPEED-LOK BACKING PADS

For use on 1DA series sanders



Part Number	Diameter		Hex Size
	in	mm	
587M	2	50	1/4"
588M	3	75	1/4"

## FIBRE BACKING DISCS

### Part No 586

For use on SPS10P series sanders

Packaged in cartons of 6

Qty 3 - 3" (75 mm)

Qty 3 - 4-1/2" (110 mm)



## BACKING PADS

For use on SPS10P series sanders



Part Number	Thread	Diameter	
		in	mm
2344*	(9/16)-24	5	125
2364*	(9/16)-11	5	125

\* Includes disc nut 563

## 7" (175 MM) OR 9" (230 MM) SANDING KITS

For use on 1287, 1287L, 1290, 1290L & VS20 Series



Part Number	Description
<b>545 Standard Kit</b>	
544	Disc holder
548	Backing disc
542	Retainer
524	Retaining nut
<b>545H Heavy-Duty Kit</b>	
544	Disc holder
548H	Heavy-duty backing disc
542	Retainer
524	Retaining nut



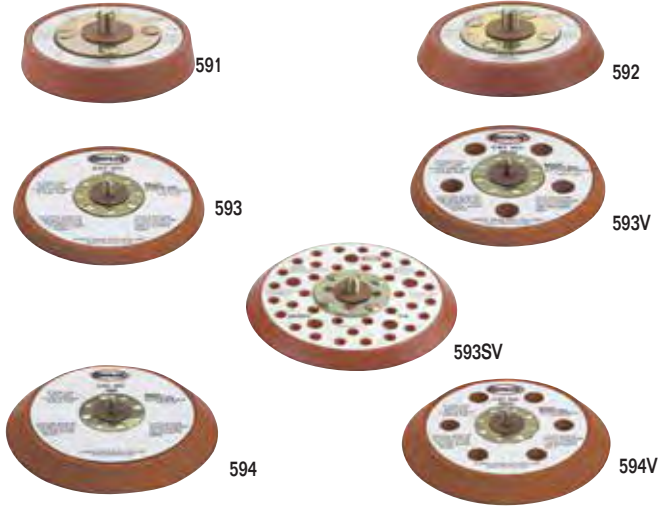




## ORBITAL SANDER BACKING PADS

Sioux random orbital backing pads are medium density, urethane pads rated for speeds up to 13,000 rpm. The 5" pads are a 3/8" thick with low profile design, while the 6" pads are 5/8" thick with tapered profile for fine feathering in corners or around edges.

### 5/16" - 24 Spindle Thread



Part Number	Diameter		Backing	Profile	Style
	in	mm			
591	3	75	PSA <sup>1</sup>	Low	Vac/Non-Vac
591J	3	75	H & L <sup>2</sup>	Low	Vac/Non-Vac
592	3.5	90	PSA <sup>1</sup>	Tapered	Vac/Non-Vac
592J	3.5	90	H & L <sup>2</sup>	Tapered	Vac/Non-Vac
593	5	125	PSA <sup>1</sup>	Low	Non-Vac
593V	5	125	PSA <sup>1</sup>	Low	Vacuum
593J	5	125	H & L <sup>2</sup>	Low	Non-Vac
593JV	5	125	H & L <sup>1</sup>	Low	Vacuum
593SV	5	125	PSA <sup>1</sup>	Low	Screen Vac
594	6	150	PSA <sup>1</sup>	Tapered	Non-Vac
594V	6	150	PSA <sup>1</sup>	Tapered	Vacuum
594J	6	150	H & L <sup>2</sup>	Tapered	Non-Vac
594JV	6	150	H & L <sup>2</sup>	Tapered	Vacuum
594SV	6	125	PSA <sup>1</sup>	Low	Screen Vac

<sup>1</sup> PSA - Vinyl face for pressure sensitive adhesive sanding discs

<sup>2</sup> H & L - Hook and loop face

## POLISHING ACCESSORIES



Part Number	Grit	Grit
846C*	Backing pad (Includes 524)	
1211B*	Wool polishing pad	
524*	Retaining nut	
847	Hook & loop backing pad	1238, 1238L
1220	Hook & loop polishing pad	1292, 1292L
843	Tie-on wool bonnet (pkg 10)	

\* Standard equipment on polishers

## VACUUM CONVERSION KITS



Part Number	For Use On
665	658, 690, 758, 790



## DUSTLESS WET/DRY VACUUMS

### DUSTLESS WET/DRY VACUUM

#### Sioux Model DVS-5

- Outperforms Traditional Shop Vacs
- Two Layers Of Filtration For A Dust-Free Environment
- Powerful 23,000 RPM, 11.5 Amp Electric Motor
- 16 Gallon Capacity
- Does Not Cough Dust When Vacuum Is Turned On
- Convenient Tool Storage Onboard Vacuum
- Filtration Down To .5 Microns
- Quiet Operation Only 81 dB(A)



### DUSTLESS HEPA VACUUM

#### Sioux Model DVH-3

- HEPA Certified
- Filtration Down To .3 Microns
- 16 Gallon Capacity
- Designed For Extra Fine Dust
- Quiet Operation Only 81 dB(A)
- Great For Hexavalent Chromium Applications

## DUSTLESS VACUUM SHROUDS

### RANDOM ORBITAL SANDER VACUUM SHROUD

#### Sioux Models RO25VS-5 and RO25VS-6

- Fit RO25 Series Random Orbital Sanders
- Available For 5" Or 6" Sanders
- Captures 99% Of Airborne Dust
- Protects Workers From Harmful Airborne Dust
- Flexible And Transparent For Better Visibility
- Includes 6 Ft. Vacuum Hose



Part Number	Description
RO25VS-5	5" Vacuum Shroud
RO25VS-6	6" Vacuum Shroud

### DRILL AND RIVET SHAVER VACUUM SHROUD

#### Sioux Model DRVS150

- Can Be Used With Any Drill Or Rivet Shaver
- Suction Holds The Shroud In Place
- Great For Tight Spaces
- Can Be Used For Drilling Holes Up To 1 3/8" Diameter
- Captures 99% Of Airborne Dust
- Protects Workers From Harmful Airborne Dust
- Transparent For Better Visibility
- Includes 6 Ft. Vacuum Hose



## HOSE CUFF ADAPTER SET

- Adapts 1-1/2" hose to 1-1/4" hose
- Connector for 1-1/2" vacuum hose



MV-49

## PNEUMATIC TOOL REMOTE START ADAPTER

- Lets You Start And Stop Your Pneumatic Tool And Vacuum In Synchronization
- Works With Any Pneumatic Tool
- Wireless Radio Operated
- Quick And Easy To Set Up



DVRS-PA

## ELECTRIC TOOL REMOTE START ADAPTER

- Works With Any Electric Power Tool
- Works With Any Vacuum
- Recognizes Up To 16 Tool/Tool Pods
- Wireless Radio Operated
- Quick And Easy To Set Up
- Reduces Trip Hazard (Fewer Cords)



DVRS-EA

## VACUUM REMOTE START ADAPTER

- Allows the use of multiple tools off the same vacuum
- Can be used with any pneumatic tool or electric power tool



DVRS-VA

## HEPA FILTER

- Certified To Meet OSHA, EPA, & NIOSH Guidelines
- Captures Dust Down To .3 Microns
- Large Circumference For Increased Life
- Large Loose Plates For Increased Air Flow



MV-21

## MICRO PRE-FILTER BAG

- Disposable
- Eliminates The Need To Clean Filters
- Retains Strength When Wet
- Holds More Than 40 lbs of Dust And Debris
- Captures Extra Fine Dust Down To .5 Microns
- Extends The Life Of HEPA Filters
- Large Surface Area For Maximum Airflow



MV-52

## FABRIC FILTER SET

- 2 Stage Inner And Outer Filter
- Machine Washable
- Stays Dry At All Times
- Clean Outer Filter Without Opening the Canister
- No Need To Change Filters When Changing From Wet To Dry Vacuuming
- Large Surface Area For Maximum Flow



MV-51





# PERCUSSIVE

## Hammering Home A Point

Percussive tools, such as hammers, chippers and scalers are commonly used in very abusive environments found in industries such as foundry and construction. Sioux Tools offers a variety of sizes, capacities and accessories built durable to ensure long life under tough operating conditions. We build them to work hard on the job, but not on you!

### INDUSTRIAL TOOLS

Sioux offers powerful hammers that deliver up to 2,500 blows per minute (bpm), with steel rivet capacities of 5/32" (4 mm) to 1/4" (6.4 mm) and stroke lengths from 2" (50 mm) to 4" (100 mm).


### PERCUSSIVE SAFETY

Never operate a hammer without proper retainer in place. Always disconnect air line before changing chisels. Face and eye protection must be worn while operating tools. All chisels, rivet sets and other accessories should be checked for cracks, excessive wear, or other physical damage before each use. Accessories that show damage should be replaced immediately.



POWER TOOLS

PERCUSSIVE





SC41011AL-C



SC41011AU-N5

**PERFORMANCE:**

Stroke: 1.1" (28 mm)  
Bore: 1" (25 mm)  
Blows per Minute: 4600

**FEATURES:**

Lever and Push/Pull Start  
Quick Release Retainer  
Adjustable Needle Length

SC4 series scalers accept notched, square shank chisels and accessories. Each can be quickly converted between chisel and needle styles.



Square Shank

**SQUARE SHANK SCALERS**

Model Number	Stroke Length		Bore Diameter		Blows per Minute	Weight		Length		Side To Center		Air Consumption	
	in	mm	in	mm		lb	kg	in	mm	in	mm	cfm	l/s
<b>Chisel Scaler - Lever Throttle</b>													
SC41011AL-C	1.1	28	1	25	4600	4.6	2.1	10.5	263	0.9	23	12	6
<b>Chisel Scaler - Push/Pull Throttle</b>													
SC41011AU-C	1.1	28	1	25	4600	4.6	2.1	12	300	0.9	23	12	6
<b>Needle Scaler - Lever Throttle</b>													
SC41011AL-N5	1.1	28	1	25	4600	6.3	2.9	15.3	383	1	25	12	6
<b>Needle Scaler - Push/Pull Throttle</b>													
SC41011AU-N5	1.1	28	1	25	4600	6.3	2.9	16.8	420	1	25	12	6

**General:** Air Inlet Size: 1/4" NPT • Recommended Hose Size: 3/8" (10 mm) • Performance rated @ 90 psig (6.2 bar) air pressure

**Standard Equipment:** Parts List • Safety and Instruction Manual • 7" flat chisel (chisel scalers) • 5" scaler needles (needle scalers)

**Accessories:** Scaler Accessories, see pages 712-714



SC80910AL-C



SC80910AL-N5

**PERFORMANCE:**

Stroke: 1" (25 mm)  
Bore: 1 5/16" (23 mm)  
Blows per Minute: 4300

**FEATURES:**

Lever Throttle  
Quick Release Retainer  
Adjustable Needle Length

SC8 series scalers accept notched, octagon shank chisels and accessories. Each can be quickly converted between chisel and needle styles.



Octagon Shank

**OCTAGON SHANK SCALERS**

Model Number	Stroke Length		Bore Diameter		Blows per Minute	Weight		Length		Side To Center		Air Consumption	
	in	mm	in	mm		lb	kg	in	mm	in	mm	cfm	l/s
<b>Chisel Scaler - Octagon Shank - Lever Throttle</b>													
SC80910AL-C	1	25	1 5/16	23	4300	4	1.7	15	375	0.8	20	12	6
<b>Needle Scaler - Octagon Shank - Lever Throttle</b>													
SC80910AL-N5	1	25	1 5/16	23	4300	6.2	2.7	17	425	0.9	23	12	6

**General:** Air Inlet Size: 1/4" NPT • Recommended Hose Size: 3/8" (10 mm) • Performance rated @ 90 psig (6.2 bar) air pressure

**Standard Equipment:** Parts List • Safety and Instruction Manual • 7" flat chisel (chisel scalers) • 5" scaler needles (needle scalers)

**Accessories:** Scaler Accessories, see pages 712-714

**SC4 SCALER KIT****Part No. SC41011AL-K**

- SC4 Lever Needle Scaler
- Additional Set of Needles
- 3/4" x 7" Flat Chisel
- 1-3/8" x 7" Flat Chisel
- 1-3/8" x 7" Spoon Chisel
- Custom Carrying Case

**SC8 SCALER KIT****Part No. SC80910AL-K**

- SC8 Needle Scaler
- Additional Set of Needles
- 3/4" x 7" Flat Chisel
- 1-3/8" x 7" Flat Chisel
- 1-3/8" x 7" Spoon Chisel
- Custom Carrying Case







## PERFORMANCE:

Stroke: 13/16" (21 mm)  
Bore: 1" (25 mm)  
Blows per Minute: 4000 – 5200

## FEATURES:

Removable Side Handle (SC3 series)  
Lever Operated Handle  
Rugged Steel Body



## PISTON SCALERS

Model Number	Stroke Length		Bore Diameter		Blows per Minute	Weight		Length		Side to Center		Air Consumption Free Speed		Piston Type
	in	mm	in	mm		lb	kg	in	mm	in	mm	cfm	l/s	
<b>Triple Piston Scaler</b>														
SC3PA	13/16	21	1	25	5200	8.3	3.8	11	280	7/8	22	15	7	Steel
SC3PA-C	13/16	21	1	25	5200	8.3	3.8	11	280	7/8	22	15	7	Carbide Tipped

**General:** Air Inlet Size: 1/4" NPT • Recommended Hose Size: 3/8" (10 mm) • Performance rated @ 90 psig (6.2 bar) air pressure

**Standard Equipment:** Parts List • Safety and Instruction Manual

**Accessories:** Scaler Accessories, see pages 712-714

## REPLACEMENT PISTONS

Part Number	Description
2387	Standard Steel Piston
2388	Standard Steel Piston (2" Longer Than Standard)
2390	Carbide Tipped Piston (Star Point)
2391	Solid Carbide Piston (Chisel Point)



## PERFORMANCE:

Rivet Capacity: 5/32" (4.0 mm) – 1/4" (6.4 mm)  
Stroke: 2" (50 mm) – 4" (100 mm)  
Bore: 0.6" (15 mm)

## FEATURES:

Pistol Grip  
Teasing Throttle Trigger Start  
Accepts .401 Parker Taper Rivet Sets and Chisels

## HAMMERS

Model Number	Steel Rivet Capacity		Stroke Length		Bore Diameter		Blows per Minute	Weight		Length		Side To Center		Air Consumption	
	in	mm	in	mm	in	mm		lb	kg	in	mm	in	mm	cfm	l/s
270A-2	5/32	4	2	50	0.6	15	2500	3	1.4	5.8	147	1.1	28	8	4
270A	3/16	4.8	3	75	0.6	15	2000	3.2	1.5	6.8	173	1.1	28	8	4
270A-4	1/4	6.4	4	100	0.6	15	1700	3.5	1.6	7.8	198	1.1	28	8	4

**General:** Air Inlet Size: 1/4" NPT • Recommended Hose Size: 3/8" (10 mm) • Performance rated @ 90 psig (6.2 bar) air pressure

**Standard Equipment:** Parts List • Safety and Instruction Manual • Beehive Retainer

**Accessories:** Hammer Accessories, see pages 712-714

## PERFORMANCE:

Stroke: 2" (50 mm) – 4" (100 mm)  
Bore: 1-1/8" (29 mm)

## FEATURES:

Round Front End Bushing  
or Hex Front End Bushing



## FOUR BOLT CHIPPING HAMMERS

Model Number	Bore		Stroke		Blows per Minute	Weight		Length		Side To Center		Air Consumption	
	in	mm	in	mm		lb	kg	in	mm	in	mm	cfm	l/s
<b>Four Bolt Chipping Hammer – Round Front End Bushing</b>													
CH42A-R	1 1/8	29	2	50	2100	18	8	16	405	1 5/8	41	33	15.6
CH43A-R	1 1/8	29	3	75	1650	19	8.6	17	430	1 5/8	41	34	16
CH44A-R	1 1/8	29	4	100	1375	20	9	18	455	1 5/8	41	35	16.5
<b>Four Bolt Chipping Hammer – Hex Front End Bushing</b>													
CH42A-H	1 1/8	29	2	50	2100	18	8	16	405	1 5/8	41	33	15.6
CH43A-H	1 1/8	29	3	75	1650	19	8.6	17	430	1 5/8	41	34	16
CH44A-H	1 1/8	29	4	100	1375	20	9	18	455	1 5/8	41	35	16.5


**General:** Air Inlet Size: 7/8"-24 NPT • Recommended Hose Size: 3/8" (10 mm) • Performance rated @ 90 psig (6.2 bar) air pressure

**Standard Equipment:** Parts List • Safety and Instruction Manual

**Accessories:** Four Bolt Chipper Accessories, see pages 712-714



### FOUR BOLT CHIPPER ACCESSORIES

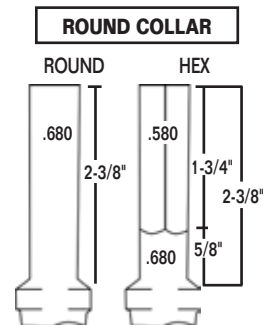
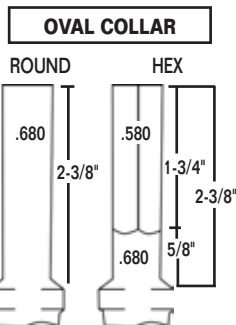


Part Number	For Use On
2476-8	Blank, 8", Oval Collar, Rd Shank
2477-8	Blank, 8", Oval Collar, Hex Shank
2478-8	Blank, 8", Rd Collar, Rd Shank
2479-8	Blank, 8", Rd Collar, Hex Shank
2476-11B	Blank, 11", Oval Collar, Rd Shank
2477-11	Blank, 11", Oval Collar, Hex Shank
2478-11	Blank, 11", RD Collar, Rd Shank
2479-11	Blank, 11", Rd Collar, Hex Shank
2480-9	Chisel, 9", Oval Collar, Rd Shank
2481-9	Chisel, 9", Oval Collar, Hex Shank
2482-9	Chisel, 9", Rd Collar, Rd Shank
2483-9	Chisel, 9", Rd Collar, Hex Shank
2480-12	Chisel, 12", Oval Collar, Rd Shank
2481-12	Chisel, 12", Oval Collar, Hex Shank
2482-12	Chisel, 12", Rd Collar, Rd Shank
2483-12	Chisel, 12", Rd Collar, Hex Shank
2480-18	Chisel, 18", Oval Collar, Rd Shank
2481-18	Chisel, 18", Oval Collar, Hex Shank
2482-18	Chisel, 18", Rd Collar, Rd Shank
2483-18	Chisel, 18", Rd Collar, Hex Shank
2480-24	Chisel, 24", Oval Collar, Rd Shank
2481-24	Chisel, 24", Oval Collar, Hex Shank
2484-9	Moil Point, 9", Oval Collar, Rd Shank
2485-9B	Moil Point, 9", Oval Collar, Hex Shank
2486-9	Moil Point, 9", Rd Collar, Rd Shank
2487-9	Moil Point, 9", Rd Collar, Hex Shank
2484-12	Moil Point, 12", Oval Collar, Rd Shank
2485-12	Moil Point, 12", Oval Collar, Hex Shank
2486-12	Moil Point, 12", Rd Collar, Rd Shank
2487-12	Moil Point, 12", Rd Collar, Hex Shank
2484-18	Moil Point, 18", Oval Collar, Rd Shank
2485-18	Moil Point, 18", Oval Collar, Hex Shank
2486-18	Moil Point, 18", Rd Collar, Rd Shank
2487-18	Moil Point, 18", Rd Collar, Hex Shank
2484-24B	Moil Point, 24", Oval Collar, Rd Shank
2485-24	Moil Point, 24", Oval Collar, Hex Shank
2486-24	Moil Point, 24", Rd Collar, Rd Shank

### FOUR BOLT CHIPPER ACCESSORIES




Part Number	For Use On
2488-9	Chisel, 1 1/2" x 9", Oval Collar, Rd Shank
2489-9	Chisel, 1 1/2" x 9", Oval Collar, Hex Shank
2490-9	Chisel, 1 1/2" x 9", Rd Collar, Rd Shank
2491-9	Chisel, 1 1/2" x 9", Rd Collar, Hex Shank
2488-12	Chisel, 1 1/2" x 12", Oval Collar, Rd Shank
2489-12	Chisel, 1 1/2" x 12", Oval Collar, Hex Shank
2490-12	Chisel, 1 1/2" x 12", Rd Collar, Rd Shank
2491-12	Chisel, 1 1/2" x 12", Rd Collar, Hex Shank
2488-18	Chisel, 1 1/2" x 18", Oval Collar, Rd Shank
2489-18	Chisel, 1 1/2" x 18", Oval Collar, Hex Shank
2490-18	Chisel, 1 1/2" x 18", Rd Collar, Rd Shank
2491-18	Chisel, 1 1/2" x 18", Rd Collar, Hex Shank
2492-9	Chisel, 2" x 9", Oval Collar, Rd Shank
2493-9	Chisel, 2" x 9", Oval Collar, Hex Shank
2494-9	Chisel, 2" x 9", Rd Collar, Rd Shank
2495-9B	Chisel, 2" x 9", Rd Collar, Hex Shank
2492-12	Chisel, 2" x 12", Oval Collar, Rd Shank
2493-12	Chisel, 2" x 12", Oval Collar, Hex Shank
2494-12	Chisel, 2" x 12", Rd Collar, Rd Shank
2495-12	Chisel, 2" x 12", Rd Collar, Hex Shank
2492-18	Chisel, 2" x 18", Oval Collar, Rd Shank
2493-18	Chisel, 2" x 18", Oval Collar, Hex Shank
2494-18	Chisel, 2" x 18", Rd Collar, Rd Shank
2495-18	Chisel, 2" x 18", Rd Collar, Hex Shank
2496-9	Bushing Tool, Oval Collar, Rd Shank
2497-9	Bushing Tool, Oval Collar, Hex Shank
2498-9	Bushing Tool, Rd Collar, Rd Shank
2499-9	Bushing Tool, Rd Collar, Hex Shank
2470	Quick Change Retainer





## SCALER ACCESSORIES



SC4 Chisels	SC8 Chisels	Description	Length		Width	
			in	mm	in	mm
2187	2287	Hardened Blank	7	175	5/8	16
2188	2288	Flat Chisel	7	175	3/4	19
2189	2289	Flat Chisel	7	175	1 3/8	35
2190	2290	Spoon Chisel	7	175	1 3/8	35
2191	2291	Flat Chisel	7	175	2	50
2192	2292	Flat Chisel	12	300	5/8	16
2193	2293	Flat Chisel	12	300	1 3/8	35
2194	2294	Spoon Chisel	12	300	1 3/8	35
2195	2295	Flat Chisel	12	300	2	50
2196	2296	Flat Chisel	18	450	5/8	16
2197	2297	Flat Chisel	18	450	1 3/8	35
2198	2298	Spoon Chisel	18	450	1 3/8	35
2199	2299B	Flat Chisel	18	450	2	50

## SCALER KITS



### SC4 SCALER KIT

#### Part No. SC41011AL-K

- SC4 Lever Needle Scaler
- Additional Set of Needles
- 3/4" x 7" Flat Chisel
- 1-3/8" x 7" Flat Chisel
- 1-3/8" x 7" Spoon Chisel
- Custom Carrying Case

### SC8 SCALER KIT

#### Part No. SC80910AL-K

- SC8 Needle Scaler
- Additional Set of Needles
- 3/4" x 7" Flat Chisel
- 1-3/8" x 7" Flat Chisel
- 1-3/8" x 7" Spoon Chisel
- Custom Carrying Case

## HAMMER ACCESSORIES



SC4 Chisels	Description	Width		Length	
		in	mm	in	mm
2201B	Cutter	5/8	16	6	150
2202B	Chisel	5/8	16	6	150
2203	Rivet Buster	5/8	16	5 1/2	140
2204	Expansion Chisel	5/8	16	11	280
2205	Scraper	1 1/4	30	6	150
2206	Punch			7	175
2210B	Punch			5	127
2217B	Rust Breaker			5 1/4	135
2212	Spot Weld Breaker			6	150
2213	Splitter			8	200
2214B	Edging Chisel			5	140
2215	Blank Chisel			6	150
2216	Fork Chisel			6 7/8	175
2218	Bushing Cutter			7	175
2219	Bushing Driver			4 1/2	115
2220	Bushing Chisel	1 5/8	40	7	175

## SCALING NEEDLES

Part Number	Diameter	Length	Quantity	Used On
2260B	0.12"	5"	19	SC4, SC8 Scalers
2262	0.12"	7"	19	SC4, SC8 Scalers



## BEEHIVE SPRING RETAINERS



2207



2208

Part Number	Description
2207	Chisel Retainer Spring
2208	Special Spring, use in place of 2207 with 2201, 2205, 2716, 2217, 2219 and 2220 Must use 2208 with 2239, 2244, 2245, 2246 and 2247

## 270 RIVET SETS

.401 Parker Taper Shank

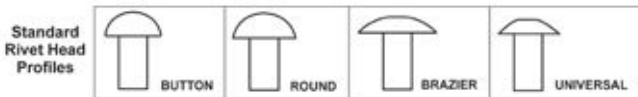


2238

Rivet Head Cupping	Rivet Diameter Size				
	3/32"	1/8"	5/32"	3/16"	1/4"
	Part No	Part No	Part No	Part No	Part No
Button Head	N/A	2229	2230B	2231	2244
Round Head	2232	2233	2234B	2235	2245
Brazier Head	2236	2237B	2238	2239	2246
Universal Head	2240	2241B	2242B	2243B	2247

3-1/2" (90 mm) overall length

## RIVET SET PROFILES







# SPECIALTY

## Special Applications Require Special Tools

Sioux Tools has a superb selection of specialty tools designed for very specific applications, and as always, we manufacture the finest tools in the industry.

### ROUTERS

Sioux offers a selection of routers and laminate trimmers in 1.0 hp (0.75 kw) or 1.5 hp (1.1 kw) configurations. They feature lockoff lever, twist or finger throttles and come with a selection of different bases.

### TAPPERS

Choose from pistol grip or inline configurations. The pistol grip offers chuck capacity from No. 10 thru 1/2" size.

### METAL WORKING TOOLS

#### NIBBLER AND SHEAR

Our 1.0 hp (0.75 kw) nibbler and shear has the power for use on cold rolled sheet steel up to 18 gauge.



POWER TOOLS

SPECIALTY

### SHEARS

This versatile tool cuts 18 gauge steel and plastics up to 3/32" thick. It also makes straight or curve cuts clean and smooth.

### AIRCRAFT SPECIALTY TOOLS

Sioux Tools offers several specialized tools for the aircraft industry such as Skin Clamp Runners, which are available in pistol grip or our exclusive Z-handle design. Rivet Shavers come in both pistol grip and inline configurations, with speeds up to 21,000 rpm.

### CLINCH NUT TOOLS

As manufacturing trends continue to evolve manufacturers are finding more and more uses for thin wall assembly applications. Sioux Tools has a selection of Clinch Nut tools that handle these unique fasteners with precision and ease, and our Rapid Reverse feature makes them the best Clinch Nut tool on the market today.

### AIR POWERED SAWS

Sioux Tools offers an outstanding and powerful Reciprocating Saw, offering variable speed control for precise cutting action in any application.





SRT10S25N



SRT10S25B



SRT10S25BB



SRT10S25LT

**PERFORMANCE:**

Power: 1 hp (0.75 kW)  
 Speed: 18,000 rpm – 25,000 rpm  
 Collet Size: 1/4" (6 mm)

**FEATURES:**

Lockoff Lever Throttle  
 Front Exhaust  
 Interchangeable Base  
 Built-in Speed Control

**1 HP (0.75 KW) ROUTERS**



Model Number	Collet Size	Free Speed		Weight		Height		Maximum Air Consumption		Sound Level
		rpm		lb	kg	in	mm	cfm	l/s	dB(A)
<b>Template Nose</b>										
SRT10S18N	1/4"	18,000		2.1	0.95	9	230	30	14	78
SRT10S18M6N	6 mm	18,000		2.1	0.95	9	230	30	14	78
SRT10S25N	1/4"	25,000		2.1	0.95	9	230	30	14	78
SRT10S25M6N	6 mm	25,000		2.1	0.95	9	230	30	14	78
<b>3" Base</b>										
SRT10S18B	1/4"	18,000		2.1	0.95	9	230	30	14	78
SRT10S18M6B	6 mm	18,000		2.1	0.95	9	230	30	14	78
SRT10S18BB	1/4"	18,000		2.6	1.15	8.3	210	30	14	78
SRT10S25B	1/4"	25,000		2.1	0.95	9	230	30	14	78
SRT10S25M6B	6 mm	25,000		2.1	0.95	9	230	30	14	78
SRT10S25BB	1/4"	25,000		2.6	1.15	8.3	210	30	14	78
<b>Laminate Trimmer</b>										
SRT10S18LT	1/4"	18,000		2.9	1.30	9.3	235	30	14	78
SRT10S25LT	1/4"	25,000		2.9	1.30	9.3	235	30	14	78

Template guides must be ordered separately

**General:** Air Inlet Size: 1/4" NPT • Recommended Hose Size: 3/8" (10 mm) • Performance rated @ 90 psig (6.2 bar) air pressure

**Standard Equipment:** Parts List • Safety and Instruction Manual • Base/Head Assembly, Collet, Collet Wrenches

**Accessories:** Router Accessories, see pages 726-727

**PERFORMANCE:**

Power: 1.5 hp (1.2 kW)  
 Speed: 20,000 rpm  
 Collet Size: 1/4" – 1/2"

**FEATURES:**

Twist and Finger Throttle  
 4" (102 mm) or 6" (152 mm)  
 Diameter Base  
 Side Exhaust



1981F



1980



RT1983

**1.5 HP (1.2 KW) ROUTERS**

Model Number	Collet Size	Free Speed		Weight		Height		Base Diameter		Maximum Air Consumption		Sound Level
		rpm		lb	kg	in	mm	in	mm	cfm	l/s	dB(A)
<b>Finger Throttle</b>												
1981F	1/2"	20,000		6	2.7	9.8	248	4	102	38	18	85
<b>Twist Throttle</b>												
1980A	1/4"	20,000		4.5	2	7.6	193	4	102	38	18	85
1980	3/8"	20,000		4.5	2	7.6	193	4	102	38	18	85
RT1981	1/2"	20,000		4.5	2	7.6	193	4	102	38	18	85
1982A	1/4"	20,000		7.5	3.4	8.3	211	6	152	38	18	85
RT1982	3/8"	20,000		7.5	3.4	8.3	211	6	152	38	18	85
RT1983	1/2"	20,000		4.8	2.2	8.3	211	6	152	38	18	85

**General:** Air Inlet Size: 1/4" NPT • Recommended Hose Size: 3/8" (10 mm) • Performance rated @ 90 psig (6.2 bar) air pressure

**Standard Equipment:** Parts List • Safety and Instruction Manual • Base & Collet Wrenches

**Accessories:** Router Accessories, see pages 726-727





# SPECIALTY

## The Fastest Way Out of a Clinch

Sioux Tool's new rapid reverse Clinch Nut Tools are meeting the demand of today's manufacturing marketplace with versatility and simplicity. Clinch nuts, also known as captive nuts, provide a reliable means of securing assembly components in thin wall applications. These unique fasteners are inserted into predrilled holes in thin materials such as sheet metal, and with the aid of a Sioux Clinch Nut Tool, compress and expand to clamp the material. This process creates a strong, secure base with a male or female thread for assembling additional components.

### INSTALLING CLINCH NUT FASTENERS


When installing clinch nut fasteners, the key to achieving high productivity with accurate, repeatable results is matching the right tool and fastener to your application. The right combination of rundown speed and stall torque in conjunction with a quick reverse method for disengaging the tool, will provide the best results. The Sioux SCN series tools offer higher torque in a wide range of speeds so you can match the right tool to your application. Our powerful tools allow you to use faster rundown speeds while maintaining high torque output, plus our exclusive Rapid Reverse feature makes short work of direction changes ensuring fast disengagement from the fastener.

### REDUCING PHYSICAL LOAD

The ergonomic pistol housing with comfort rubber grip ensures operator comfort while maintaining superb balance and control. The powerful, precision motor ensures fast and consistent installation of fasteners in a variety of applications, and the wide selection of speeds and threads in both English and metric sizes make Sioux Tools your choice for all your clinch nut applications.

### CLINCH NUT INSTALLATION PROCEDURE

**Step 1 - Pre-drill hole for fastener.**



**Step 2 - Insert fastener.**



**Step 3 - Thread tool into fastener.**



**Step 4 - Run tool to collapse fastener.  
Reverse tool to release.**

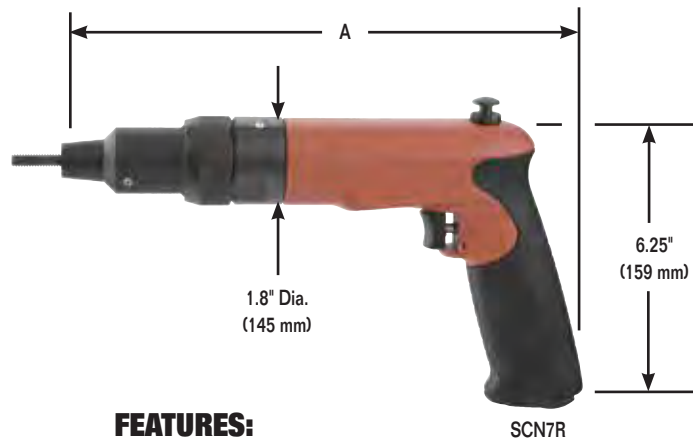


**Step 5 - Assemble.**



POWER TOOLS

SPECIALTY

**PERFORMANCE:**

Torque: 60 in. lb (6.5 Nm) – 400 in. lb (45 Nm)  
Speed: 300 rpm – 2500 rpm

**FEATURES:**

Reversible  
Pistol Grip

**1 HP (0.75 KW) CLINCH NUT TOOLS**

Model Number	Free Speed	Maximum Torque		Weight		"A" Dimension		Side To Center		Maximum Air Consumption		Sound Level
	rpm	in lb	Nm	lb	kg	in	mm	in	mm	cfm	l/s	dB(A)
<b>Pistol Grip – Rapid Reverse – Power Units Specifications</b>												
SCN3R	300	400	45.2	3.2	1.5	11	279	0.9	20	30	14	80
SCN5R	500	325	36.7	3.2	1.5	11	279	0.9	20	30	14	80
SCN7R	700	220	24.8	3.2	1.5	11	279	0.9	20	30	14	80
SCN12R	1200	145	16.4	3.2	1.5	11	279	0.9	20	30	14	80
SCN20R	2000	80	9	2.8	1.3	10	254	0.9	20	30	14	80
SCN25R	2500	60	6.5	2.8	1.3	10	254	0.9	20	30	14	80

Power units can be ordered separately using part number above. For ordering complete tools select the appropriate power unit from the chart above and head assembly from the chart below and combine their part numbers as shown in the following example: SCN3R420.

**General:** Air Inlet Size: 1/4" NPT • Recommended Hose Size: 3/8" (10 mm) • Performance rated @ 90 psig (6.2 bar) air pressure

**Standard Equipment:** Parts List • Safety and Instruction Manual • Comfort Grip

**Accessories:** Clinch Nut Accessories, see pages 726-727

**CLINCH NUT (FEMALE)**

Thread Size	Order Number Suffix	
	Serrated Nose	Smooth Nose
#4-40	440	440S
M3 x 0.5	M305	M305S
#6-32	632	632S
#8-32	832	832S
M4 x 0.7	M407	M407S
#10-24	1024	1024S
#10-32	1032	1032S
M5 x 0.8	M508	M508S
1/4-20	420	420S
M6 x 1.0	M610	M610S
5/16-18	518	518S
M8 x 1.25	M8125	M8125S
3/8-16	616	616S
M10 x 1.5	M1015	M1015S

**CLINCH STUD (MALE)**

Thread Size	Order Number Suffix	
	Serrated Nose	Smooth Nose
#4-40	440F	440SF
M3 x 0.5	M305F	M305SF
#6-32	632F	632SF
#8-32	832F	832SF
M4 x 0.7	M407F	M407SF
#10-24	1024F	1024SF
#10-32	1032F	1032SF
M5 x 0.8	M508F	M508SF
1/4-20	420F	420SF
M6 x 1.0	M610F	M610SF
5/16-18	518F	518SF
M8 x 1.25	M8125F	M8125SF
3/8-16	616F	616SF
M10 x 1.5	M1015F	M1015SF

Head assemblies can be ordered separately by adding the prefix SCN to the above part number (example SCN-420).







## PERFORMANCE:

Power: 1 hp (0.75 kW)  
Torque: 145 in. lb (16 Nm) –  
400 in. lb (45 Nm)  
Speed: 300 rpm – 1200 rpm

## FEATURES:

Pistol Grip Handle  
Rapid Reverse

## CAPACITY:

1/4" in Steel  
5/16" in Aluminum



STP10P3C20

STP10S3B12



## TAPPERS

Model Number	Chuck Capacity		Maximum Torque		Free Speed rpm	Weight		Length		Air Consumption		Sound Level dB(A)
	in	mm	in lb	Nm		lb	kg	in	mm	cfm	l/s	
<b>1 hp (0.75 kW) – Pistol Grip – Trigger Start</b>												
STP10P3C20	#10-3/16	5-8	400	45	300	2.9	1.3	7.3	185	30	14	80
STP10P3C32	1/4-1/2	6-13	400	45	300	2.9	1.3	7.3	185	30	14	80
<b>1 hp (0.75 kW) – Inline – B12 Taper Spindle</b>												
STP10S12B12			145	16	1200	2.5	1.2	9.5	240	30	14	78
STP10S7B12			220	25	700	2.5	1.2	9.5	240	30	14	78
STP10S5B12			325	37	500	2.5	1.2	9.5	240	30	14	78
STP10S3B12			400	45	300	2.5	1.2	9.5	240	30	14	78

**General:** Air Inlet Size: 1/4" NPT • Recommended Hose Size: 3/8" (10 mm) • Performance rated @ 90 psig (6.2 bar) air pressure

**Standard Equipment:** Parts List • Safety and Instruction Manual • Comfort Grip • Tapping Chuck (model STP10P3C series)

**Accessories:** Tapper Accessories, see pages 726-727

## PERFORMANCE:

Power: 0.6 hp (0.45 kW) - 1 hp (0.75 kW)  
Speed: 21,000 rpm

## FEATURES:

Pistol Grip & Inline



SRS6P21-8

SRS10P21-8

SRS10S21-8



## RIVET SHAVERS

Model Number	Cutter Diameter		Free Speed rpm	Weight		Length		Side to Center		Maximum Air Consumption		Sound Level dB(A)
	in	mm		lb	kg	in	mm	in	mm	cfm	l/s	
<b>0.6 hp (0.45 kW) – Pistol Grip – 1/4"-28 Internal Thread</b>												
SRS6P21-5	5/16	8	21,000	2	0.9	6.5	165	0.8	21	25	12	84
SRS6P21-6	3/8	10	21,000	2	0.9	6.5	165	0.8	21	25	12	84
SRS6P21-7	7/16	11	21,000	2	0.9	6.5	165	0.8	21	25	12	84
SRS6P21-8	1/2	13	21,000	2	0.9	6.5	165	0.8	21	25	12	84
SRS6P21-9	9/16	14	21,000	2	0.9	6.5	165	0.8	21	25	12	84
SRS6P21-10	5/8	16	21,000	2	0.9	6.5	165	0.8	21	25	12	84
SRS6P21-9W	9/16	14	21,000	2	0.9	6.5	165	0.8	21	25	12	84
<b>1 hp (0.75 kW) – Pistol Grip – 1/4"-28 Internal Thread</b>												
SRS10P21-5	5/16	8	21,000	2.7	1.2	8	205	0.9	23	25	12	80
SRS10P21-6	3/8	10	21,000	2.7	1.2	8	205	0.9	23	25	12	80
SRS10P21-7	7/16	11	21,000	2.7	1.2	8	205	0.9	23	25	12	80
SRS10P21-8	1/2	13	21,000	2.7	1.2	8	205	0.9	23	25	12	80
SRS10P21-9	9/16	14	21,000	2.7	1.2	8	205	0.9	23	25	12	80
SRS10P21-10	5/8	16	21,000	2.7	1.2	8	205	0.9	23	25	12	80
<b>1 hp (0.75 kW) – Inline – 1/4"-28 Internal Thread</b>												
SRS10S21-8	1/2	13	21,000	2.5	1.1	10	255	0.9	23	30	14	78

**General:** Air Inlet Size: 1/4" NPT • Recommended Hose Size: 3/8" (10 mm) • Performance rated @ 90 psig (6.2 bar) air pressure

**Standard Equipment:** Parts List • Safety and Instruction Manual • Skirt • Comfort Grip (Pistol Grip models)

**Accessories:** Rivet Shaver Accessories, see pages 726-727

**PERFORMANCE:**

Speed: 2200 rpm - 2500 rpm

**FEATURES:**Pistol Grip and Z-Handle  
1/2-12 Point Internal, 9/16-6 Point External Hex**SKIN CLAMP RUNNERS**

Model Number	Free Speed		Weight		Length		Side to Center		Air Consumption Free Speed		Sound Level dB(A)
	rpm		lb	kg	in	mm	in	mm	cfm	l/s	
<b>Z-Handle</b> 2S2300SR	2200		2.6	1.2	5.7	145	0.9	23	16	8	75
<b>Pistol Grip</b> SSR6P25	2500		2.7	1.2	9.2	234	0.9	23	30	14	78

**General:** Air Inlet Size: 1/4" NPT • Recommended Hose Size: 3/8" (10 mm) • Performance rated @ 90 psig (6.2 bar) air pressure**Standard Equipment:** Parts List • Safety and Instruction Manual • Comfort Grip (Pistol Grip models)**Accessories:** Skin Clamp Runner Accessories, see pages 726-727**PERFORMANCE:**Power: 1 hp (0.75 kW)  
Strokes per Minute: 1800  
Stroke Length: 0.6" (15 mm)**FEATURES:**Lockoff Trigger Start  
Variable Speed  
Swivel Air Inlet**RECIPROCATING SAW**

Model Number	Stroke Length		Strokes per Minute	Power		Weight		Length		Air Consumption		Sound Level dB(A)
	in	mm		hp	kW	lb	kg	in	mm	cfm	l/s	
1300	0.6	15	1800	1	0.7	7.8	3.5	17.2	437	35	17	86

**General:** Air Inlet Size: 1/4" NPT • Recommended Hose Size: 3/8" (10 mm) • Performance rated @ 90 psig (6.2 bar) air pressure**Standard Equipment:** Parts List • Safety and Instruction Manual • Swivel Air Inlet • 2 Blades • Protective Boot**Accessories:** Reciprocating Saw Accessories, see pages 726-727**PERFORMANCE:**Free Speed: 10,000 rpm  
Stroke Length: 0.375" (10 mm)  
Cuts up to 1/8" (3 mm) mild steel**FEATURES:**Lock-off lever start  
Low vibration  
360° Adjustable Exhaust Deflector  
Dual chuck accepts: 0.035" standard  
air saw blades AND 6" long reciprocating saw blades**RECIPROCATING SAW**

Model Number	Stroke Length		Strokes per Minute	Weight		Length		Air Consumption		Sound Level dB(A)
	in	mm		lb	kg	in	mm	cfm	l/s	
RS10K	0.375	10	10,000	1.53	0.69	9.4	238.76	1	0.5	87.1

**General:** Air Inlet Size: 1/4" NPT • Recommended Hose Size: 3/8" (10 mm) • Performance rated @ 90 psig (6.2 bar) air pressure**Standard Equipment:** Parts List • Safety and Instruction Manual • Swivel Air Inlet • 2 Blades • Protective Boot**Accessories:** Reciprocating Saw Accessories, see pages 726-727



## PERFORMANCE:

Power: 1 hp (0.75 kW)  
Free Speed: 18,000 rpm – 25,000 rpm

## FEATURES:

Inline  
Lockoff Lever Start  
Front or Rear Exhaust



SCO10S253F



## CUTOFF TOOL

Model Number	Blade Diameter		Depth of Cut		Free Speed rpm	Weight		Length		Air Consumption		Sound Level dB(A)	Exhaust
	in	mm	in	mm		lb	kg	in	mm	cfm	l/s		
<b>1 hp (0.75 kW) – Cutoff Tool – Inline – Lockoff lever Start</b>													
SCO10S184F	4	100	1.1	28	18,000	2	0.9	8.3	210	30	14	89.1	Front
SCO10S184R	4	100	1.1	28	18,000	2	0.9	8.3	210	30	14	87.8	Rear
SCO10S204F	4	100	1.1	28	20,000	2	0.9	8.3	210	30	14	90.3	Front
SCO10S204R	4	100	1.1	28	20,000	2	0.9	8.3	210	30	14	91.6	Rear
SCO10S253F	3	76	1	25	25,000	2	0.9	8.3	210	30	14	89	Front
SCO10S253R	3	76	1	25	25,000	2	0.9	8.3	210	30	14	87.8	Rear

**General:** Air Inlet Size: 1/4" NPT • Recommended Hose Size: 3/8" (10 mm) • Performance rated @ 90 psig (6.2 bar) air pressure

**Standard Equipment:** Parts List • Safety and Instruction Manual • 1 Blade • Spindle Wrenches & Guard

**Accessories:** Panel and Cutoff Saw Accessories, see pages 726-727

## FEATURES:

Heavy duty spiral bevel gearing for durability and smooth operation

4 position indexable angle head  
360 degree rotatable guard  
Grease zerk in gear case



SCO10A106



## ANGLE CUTOFF TOOL

Model Number	Blade Diameter		Depth of Cut		Free Speed rpm	Weight		Length		Air Consumption		Sound Level dB(A)	Spindle Thread	Exhaust
	in	mm	in	mm		lb	kg	in	mm	cfm	l/s			
SCO7A184	4	100	1.2	30	18,000	2.5	1.4	6.4	163	25	12	TBD	3/8"-24	Front
SCO10A106	6	150	2	51	10,000	3.7	1.7	8.75	220	35	16.5	91.2	5/8"-11	Rear
SCO10A125	5	125	1.5	38	12,000	3.5	1.6	8.75	220	35	16.5	87.3	3/8"-11	Rear
SCO10A184	4	100	1.2	30	18,000	2.5	1.4	7.75	195	35	16.5	TBD	3/8"-24	Rear
SCO10AXL124	4	100	1	25	12,000	3.6	1.6	11.25	285	35	17	83.7	3/8"-24	Rear

**General:** Air Inlet Size: 1/4" NPT • Recommended Hose Size: 3/8" (10 mm) • Performance rated @ 90 psig (6.2 bar) air pressure

**Standard Equipment:** Parts List • Safety and Instruction Manual • 1 Blade • Spindle Wrenches & Guard

**Accessories:** Angle Cutoff Tool Accessories, see page 726-727



SCOAX124



SCOAX124G



## ANGLE METAL BODY EXTENDED CUTOFF TOOL

Model Number	Blade Diameter		Depth of Cut		Free Speed rpm	Weight		Length		Air Consumption		Sound Level dB(A)	Spindle Thread	Exhaust
	in	mm	in	mm		lb	kg	in	mm	cfm	l/s			
<b>1 hp (0.75 kW) – Lever Throttle – Aluminum Housing</b>														
SCOAX124	4	100	1	25	12,000	3.9	1.8	10.5	267	35	16.5	88	3/8" - 24	Front
<b>1 hp (0.75 kW) – Lever Throttle – Aluminum Housing with Grip</b>														
SCOAX124G	4	100	1	25	12,000	3.6	1.6	10.5	267	35	16.5	88	3/8" - 24	Front
<b>1 hp (0.75 kW) – Lever Throttle – Steel Housing</b>														
SCOS1AX124	4	100	1	25	12,000	4.5	2	10.5	267	35	16.5	89	3/8" - 24	Front
<b>1 hp (0.75 kW) – Lever Throttle – Steel Housing with Grip</b>														
SCOS1AX124G	4	100	1	25	12,000	4.1	1.9	10.5	267	35	16.5	87	3/8" - 24	Front

**General:** Air Inlet Size: 1/4" NPT • Recommended Hose Size: 3/8" (10 mm) • Performance rated @ 90 psig (6.2 bar) air pressure

**Standard Equipment:** Parts List • Safety and Instruction Manual • 1 Blade • Spindle Wrenches & Guard

**Accessories:** Angle Cutoff Tool Accessories, see page 726-727



## PERFORMANCE:

Power: 1 hp (0.75 kW)  
Capacity: 18 Gauge Cold Rolled Steel



SNH10S18

## NIBBLER

Model Number	Capacity (Cold Rolled Steel)	Power		Weight		Length		Side to Center		Maximum Air Consumption		Sound Level
	in	hp	kW	lb	kg	in	mm	in	mm	cfm	l/s	dB(A)
<b>Nibbler</b>												
SNH10S18 <sup>1</sup>	18 Ga	1	0.75	2.65	1.2	8.5	215	0.9	32	30	14	82.4

<sup>1</sup> Not CE Certified

**General:** Air Inlet Size: 1/4" NPT • Recommended Hose Size: 3/8" (10 mm) • Performance rated @ 90 psig (6.2 bar) air pressure

**Standard Equipment:** Parts List • Safety and Instruction Manual

**Accessories:** Nibbler Accessories, see pages 726-727

## PERFORMANCE:

Power: 1 hp (0.75 kW)  
Capacity: 18 Gauge Cold Rolled Steel



SSH10S18



SSH10P18

## SHEARS

Model Number	Capacity (Cold Rolled Steel)	Power		Weight		Length		Side to Center		Maximum Air Consumption		Sound Level
	in	hp	kW	lb	kg	in	mm	in	mm	cfm	l/s	dB(A)
<b>Shears</b>												
SSH10S18 <sup>1</sup>	18 Ga	1	0.75	2.75	1.25	11	280	0.9	32	30	14	79.4
SSH10P18	18 Ga	1	0.75	2.9	1.3	10	255	0.9	22	30	14	85.1

<sup>1</sup> Not CE Certified

**General:** Air Inlet Size: 1/4" NPT • Recommended Hose Size: 3/8" (10 mm) • Performance rated @ 90 psig (6.2 bar) air pressure

**Standard Equipment:** Parts List • Safety and Instruction Manual • Comfort Grip (SSH10P18)

**Accessories:** Shears Accessories, see pages 726-727







# SPECIALTY

## Compression Riveters

### PRINCIPLES OF OPERATION

Air powered compression riveters deliver a squeezing action, which drives the rivet by "flowing" the rivet metal with compressed forces. Squeezing action is obtained by coupling an air cylinder and piston to a wedge or cam, thus multiplying the original force to extreme ratios. High compressive forces are obtained from a relatively compact unit having small diameter cylinders and using very little compressed air.

The advantage of squeeze riveting is simple sounds of air exhaust and forward piston movement developing tremendous pressures being exerted at the work point.

Optimum control may be obtained in compression riveting. The rivet head is formed by a steady, uniform squeeze action. The set plunger and dolly are an integral part of the squeezer itself.

Length of the return stroke may be adjusted that the plunger itself does not have to travel its full length.

Consistently applied pressure makes for a better appearance of the finished product as well as giving the ultimate in structural efficiency.

### CLASSIFICATION OF SQUEEZERS:

Alligator: The squeezing action of the jaws are similar to the movement of an Alligators jaws.

'C' Type: The rivet is squeezed between the two ends of the 'C'.

#### Type of Rivet:

- Rivet material.
- Rivet body diameter.
- Rivet length before and after compression.
- Force required to compress rivet.

#### Riveter Selection Guide:

- What material is the rivet made from?
- What size is the rivet?
- What is the form of the head?
- What components are being assembled?

- Are there any clearance problems?
- Is Alligator or 'C' type yoke required?
- How is the application being done now?
- Are there any special considerations?

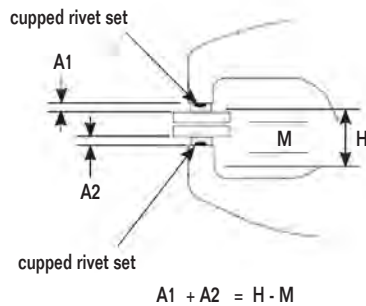
### COMPRESSION RIVETERS

For maximum power the combined length of the two rivet sets must be of the correct length.

Determine the correct lengths as follows:

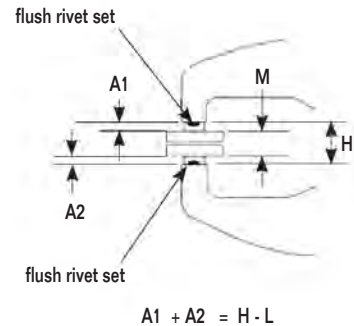
#### 1) When two cupped rivet sets are used:

The length of the body dimensions of the two rivet sets (A1, A2) should equal the closed height dimension of the yoke (H) minus the total thickness of material being riveted together.



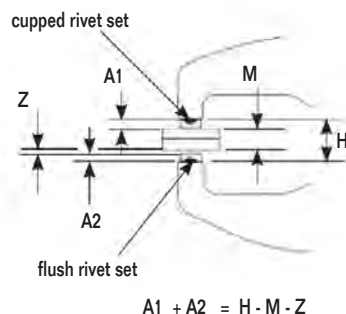
#### 3) When two flush sets are used:

The length of the body dimensions of the two rivet sets (A1, A2) should equal the closed height dimension of the yoke (H) minus the overall length of the rivet (M) after it is compressed.

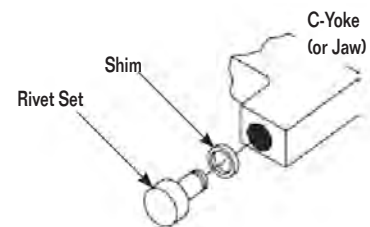


#### 2) When one cupped set and one flush set are used:

The length of the body dimensions of the two rivet sets (A1, A2) should equal the closed height dimension of the yoke H minus the total thickness of material being riveted (M) and the height of the finished rivet head (Z) compressed by the flush set (A).



If necessary, select rivet sets a little short and shim to the correct length using spacer shims.





## FEATURES:

- Single, Tandem, and Triple Cylinder Options
- Riveting Capacity:
  - 1/8" (3 mm) (Single Cylinder)
  - 3/16" (5 mm) (Tandem Cylinder)
  - 1/4" (6 mm) (Triple Cylinder)
- Safety Throttle



SZEAE5030



SZEAE7030



SZEAE9030

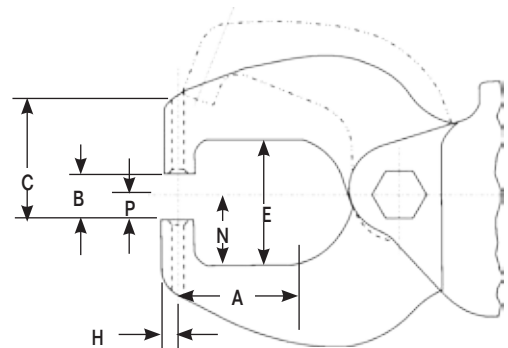
## COMPRESSION RIVETERS

Model Number	Rivet Set Shank Diameter		Cap Cold Rivet Diameter				Standard Alligator Yoke Dimension				Max Force at 90 psi		Moving Jaw				Net Weight w/Yoke		Overall Length	
			Steel		Alum		Reach		Closed Ht				Max Travel		Stroke at Max Force					
			in	mm	in	mm	in	mm	in	mm			in	mm	in	mm				
<b>CR-1 - Single Cylinder</b>																				
SZEAE5000	NA	NA	3/32	2	1/8	3	NA	NA	NA	NA	3000	13.4	5/8	16	final 1/16	2	2 1/4	1	7 11/16	195
SZEAE5015	3/16	5	3/32	2	1/8	3	1 1/2	38	7/8	22	3000	13.4	5/8	16	final 1/16	2	3.75	1.7	9 3/16	233
SZEAE5022	3/16	5	3/32	2	3/32	2	2 1/4	57	7/8	22	2200	9.8	7/8	22	final 3/32	2	4.25	1.9	10 1/8	257
SZEAE5030	3/16	5	3/32	2	3/32	2	3	76	7/8	22	1800	8	1 1/4	32	final 1/8	3	4.75	2.2	10 7/8	276
<b>CR-1 - Tandem Cylinder</b>																				
SZEAE7000	NA	NA	5/32	4	3/16	5	NA	NA	NA	NA	6000	26.7	5/8	16	final 1/16	2	4	1.8	10 1/2	267
SZEAE7015	3/16	5	5/32	4	3/16	5	1 1/2	38	7/8	22	6000	26.7	5/8	16	final 1/16	2	5.5	2.5	12	305
SZEAE7022	3/16	5	1/8	3	3/32	4	2 1/4	57	7/8	22	4300	19.1	7/8	22	final 3/32	2	6	2.7	13	330
SZEAE7030	3/16	5	3/32	2	1/8	3	3	76	7/8	22	3400	15.1	1 1/4	32	final 1/8	3	6.25	2.8	13.75	349
<b>CR-1 - Triple Cylinder</b>																				
SZEAE9000	NA	NA	3/16	5	1/4	6	NA	NA	NA	NA	9000	40.1	5/8	16	final 1/16	2	5.5	2.5	14.5	368
SZEAE9015	3/16	5	3/16	5	1/4	6	1 1/2	38	7/8	22	9000	40.1	5/8	16	final 1/16	2	7	3.2	16	406
SZEAE9022	3/16	5	5/32	4	3/16	5	2 1/4	57	7/8	22	7000	31.2	7/8	22	final 3/32	2	7.5	3.4	16.75	426
SZEAE9030	3/16	5	5/32	4	3/16	5	3	76	7/8	22	5200	23.1	1 1/4	32	final 1/8	3	8	3.6	17.5	445

**General:** Air Inlet Size: 1/4" NPT • Recommended Hose Size: 3/8" (10 mm) • Performance rated @ 90 psig (6.2 bar) air pressure  
**Standard Equipment:** Parts List • Safety and Instruction Manual • Safety throttle action

## ALLIGATOR YOKE NOMENCLATURE

- A** Reach
- B** Closed Height
- C** Total
- E** Gap
- H** Lowest Offset
- N** Depth from centerline to Stationary Jaw Gap
- P** Depth from centerline to Stationary Jaw set hole surface



A		B		C		E		H		N		P	
in	mm	in	mm	in	mm	in	mm	in	mm	in	mm	in	mm
1 1/2	38	7/8	22	1 1/2	38	1 5/8	41	7/32	6	1.0	1	5/8	16
2 1/4	57	7/8	22	1 7/8	48	2 1/8	54	7/32	6	1 1/4	32	5/8	16
3	76	7/8	22	2 1/8	54	2 1/8	54	7/32	6	1 1/4	32	5/8	16





## FEATURES:

- Single, Tandem, and Triple Cylinder Options
- Riveting Capacity:
  - 1/8" (3 mm) (Single Cylinder)
  - 3/16" (5 mm) (Tandem Cylinder)
  - 1/4" (6 mm) (Triple Cylinder)
- Safety Throttle



## COMPRESSION RIVETERS

Model Number	Rivet Set Shank Diameter		Cap Cold Rivet Diameter			Standard "C" Yoke Dimension				Closed Height		Max Travel		Max Force at 90 psi		Stroke at Max Force		Net Weight w/Yoke		Overall Length			
	Diameter		Steel		Alum	Reach		Gap															
	in	mm	in	mm	in	mm	in	mm	in	mm	in	mm	in	mm	lb	kN	in	mm	lb	kg	in	mm	
<b>CR-1 - Single Cylinder</b>																							
SZE3000	N/A	N/A	3/32	2	1/8	3	N/A	N/A	N/A	N/A	N/A	N/A	N/A	1/16	14	3000	13.4	f-1/16	2	3 1/2	1.6	8 1/2	216
SZE3015	3/16	5	3/32	2	1/8	3	1 1/2	38	1 1/4	32	1 1/16	78	1/16	14	3000	13.4	f-1/16	2	4 1/2	2	10 1/4	262	
<b>CR-1 - Tandem Cylinder</b>																							
SZE6000	N/A	N/A	5/32	4	3/16	5	N/A	N/A	N/A	N/A	N/A	N/A	1/16	14	6000	26.7	f-1/16	2	4 1/2	2	11 1/4	287	
SZE6015	3/16	5	5/32	4	3/16	5	1 1/2	38	1 1/4	32	1 1/16	78	1/16	14	6000	26.7	f-1/16	2	5 1/2	2.5	14	356	
<b>CR-1 - Triple Cylinder</b>																							
SZE8000	N/A	N/A	5/32	4	1/4	6	N/A	N/A	N/A	N/A	N/A	N/A	1/16	14	9000	40.1	f-1/16	2	7 1/2	3.4	16	406	
SZE8015	3/16	5	5/16	5	1/4	6	1 1/2	38	1 1/4	32	1 1/16	78	1/16	14	9000	40.1	f-1/16	2	8 1/2	3.9	18 3/4	476	

Due to a variety of jobs and applications, Squeeze Riveters are not supplied with rivet sets.

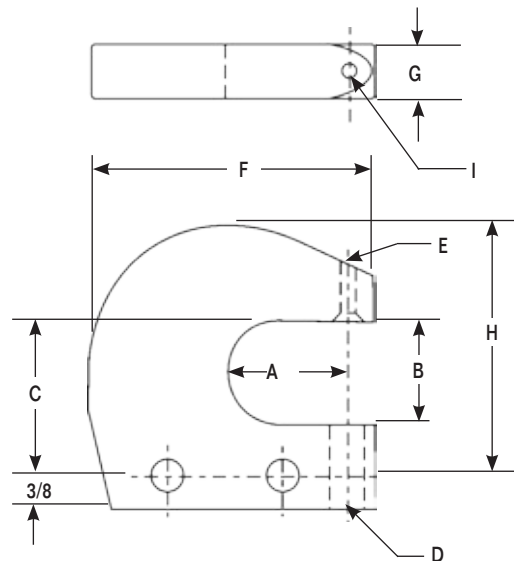
Please contact Sioux Tools, Inc. or your local distributor for rivet set information.

**General:** Air Inlet Size: 1/4" NPT • Recommended Hose Size: 3/8" (10 mm) • Performance rated @ 90 psig (6.2 bar) air pressure

**Standard Equipment:** Parts List • Safety and Instruction Manual • Safety throttle action

## G-YOKE NOMENCLATURE

- A** Reach
- B** Gap
- C** Height from yoke hole to center to top of yoke gap
- D** Bottom set hole diameter CR-1 or CR-2
- E** Top set hole diameter CR-1 or CR-2
- F** Width of yoke set hole center to top of yoke
- G** Thickness of yoke
- H** Height of yoke from bolt hole center to top of yoke
- I** Radius from set hole center



A		B		C		D		E		F		G		H		I	
in	mm	in	mm	in	mm	in	mm	in	mm	in	mm	in	mm	in	mm	in	mm
1 1/2	38	1 1/4	32	1 7/8	48	3/8	10	3/16	5	2 7/8	73	3/16	14	3	76	1/4	6
						7/16	11	1/4	6								



### RIVET SHAVER SKIRTS



3/4-16 Thread

2925-8B

Part Number	Cutter Diameter	
	in	mm
2925-5	5/16	8
2925-6	3/8	10
2925-7	7/16	11
2925-8B	1/2	13
2925-9	9/16	14
2925-9W	9/16	14
2925-10	3/4	16

### STABILIZER

Part Number	For Use On
7427A	SRS6P21 series



74274A

### COLLETS



44440



21126B

Collet Type	Part Number	Capacity	For Use On
Sioux	44440	1/4"	1971HP series
Sioux	66038	6 mm	1971HP series
100 Series	21126B	1/4"	1980A, 1982A, RT1985
100 Series	21125	3/8"	1980, RT1982, 1985A
100 Series	21124	1/2"	1981F, RT1981, RT1983, 1985-1/2



21095



21139

Collet Type	Collets
21095	#10 - 3/16"
21139	1/4" - 1/2"

### SUPPORT HANDLE

Part No. 2355B



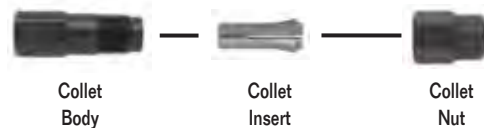
### SIGNATURE SERIES SUPPORT HANDLE

Part No. SPSDR-14A




### COLLET CHUCK ASSEMBLIES

Sioux Style Collets



Collet Chuck Assemblies	Sioux Collet Chuck				
	1/8"	3 mm	3/16"	1/4"	6 mm
Chuck Assembly	43342	68617	43341	43340	68618
Collet Body	21096	21096	21096	21096	21096
Collet Insert	44522	66037	44523	44440	66038
Collet Nose	N/A	N/A	N/A	N/A	N/A
Collet Nut	21097	21097	21097	21097	21097

200 Series Heavy Duty Double Tapered Collet



Part Number	Description
74071	Collet Nut
74072	Collet (1/8")
74073	Collet (3/16")
74074	Collet (1/4")
77400	Collet (1/4") Heavy Duty
68030	Collet (3/8")
74075	Collet (3 mm)
74076	Collet (6 mm)
68056	Collet (8 mm)
77057	Collet Body SDG Series
74070	Collet Body (1 hp)

300 Series Heavy Duty Double Tapered Collet



Part Number	Description
74128	Collet Nut
74124	Collet (3/32")
74121	Collet (1/8")
74120	Collet (1/4")
74122	Collet (3 mm)
74123	Collet (6 mm)
77505	Collet Body SAS Series
74125	Collet Body SDG Series





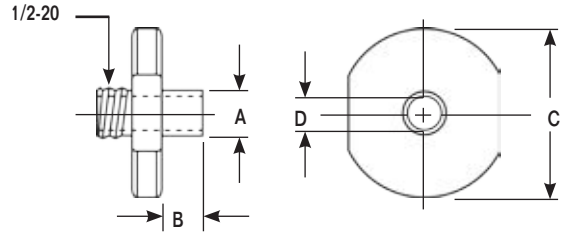


## ROUTER BASE ASSEMBLY



Part Number	Used On
1992	SRT10S25BB
1993	1971HP / SRT10S25BB
1994	1971HPC / SRT10S25BB

## TEMPLATE GUIDE CHART



Part Number	Dimensions in Inches			
	A Pilot OD	B Pilot Length	C Flange OD	D Pilot ID
68613-12	3/8	1/4	3/4	9/32
68613-14	3/8	3/8	3/4	9/32
68613-16	3/8	1/2	3/4	9/32
68613-22	3/8	1/8	1 1/2	9/32
68613-24	3/8	1/4	1 1/2	9/32
68613-26	3/8	3/8	1 1/2	9/32
68613-40	7/16	1/4	3/4	21/64
68613-42	7/16	3/8	3/4	21/64
68613-44	7/16	1/2	1 1/2	21/64
68613-48	7/16	1/4	1 1/2	21/64
68613-50	7/16	3/8	1 1/2	21/64
68613-52	7/16	1/2	1 1/2	21/64
68613-62	1/2	1/4	1 1/2	11/32
68613-64	1/2	3/8	1 1/2	11/32
68613-66	1/2	1/2	1 1/2	11/32
68613-72	1/2	1/2	2 1/2	11/32

## LAMINATE BASE TRIMMER

### Part No. 1991

For use on SRT10S25LT series routers



## RECIPROCATING SAW BLADES

Packaged in Cartons of 5



1815



1816

Part Number	Length		Teeth Per Inch
	in	mm	
<b>For Use on Model 1300</b>			
1815	6	150	10
1810	6	150	14
1813	4	100	14
1811	6	150	18
1812	4	100	18
1814	6	150	24
1816	6	150	6
1819	12	300	6



### FILTER, REGULATOR, LUBRICATOR ASSEMBLY

**Part No. 1660B**

1/2" NPT fittings  
Air Flow: 30 – 75 cfm



Part Number	Description
1660B	Complete Air Control Unit, 1/2" PT
1661	Lubricator Only, 1/2" PT
1662A	Regulator with Gauge, 1/2" PT
1663	Manual Flex Drain Filter, 1/2" PT
1667	Automatic Drain – Optional

### FILTER, REGULATOR, LUBRICATOR ASSEMBLY

**Part No. 1651MA**

3/4" NPT air fittings  
Air Flow: Over 75 cfm



Part Number	Description
1651MA	Complete Automatic Air Control Unit, 3/4" PT, larger capacity and float type filter for automatic drain
1652M	Lubricator only, 3/4" PT, 1 quart capacity
1654B	Regulator with Gauge, 3/4" PT
1653MA	Automatic Air Filter, 3/4" PT, automatic float drain empties when full

### AIR REGULATOR

**Part No. 1335B**

- 1/4" NPT Male/Female
- Mounts inline with air inlet
  - Allows fine adjustment of air flow



### HI-CAPACITY QUICK CHANGE COUPLERS



1316



1391



1395

Part Number	Description	Thread
1316	Male Coupler Nipple	1/4" NPT
1317	Male Coupler Nipple	3/8" NPT
1318	Male Coupler Nipple	1/2" NPT
1391B	Quick Change Coupler	1/4" NPT
1392B	Quick Change Coupler	3/8" NPT
1393	Quick Change Coupler	1/2" NPT
1395	Female Coupler Nipple	1/4" NPT
1396	Female Coupler Nipple	3/8" NPT

### NYLON RECOIL AIR HOSE



1326

Part Number	ID		Length		Fittings
	in	mm	ft	m	
1326B	1/4	6	25	7.6	1/4" NPT
1327B	3/8	10	25	7.6	1/4" NPT

### SIoux-PER SWIVEL

Allows the air hose to rotate 360° on 2 axes.




1338-25



1338FC-25

Part Number	Description
1338-25	1/4" non-regulated air swivel connector with safety pin
1338-38	3/8" non-regulated air swivel connector with safety pin
1338-50	1/2" non-regulated air swivel connector with safety pin
1338FC-25	1/4" regulated air swivel connector with safety pin

### BALANCERS



2300-4B

Part Number	Capacity		Cable Length	
	lb	kg	ft	m
2300-4B	2 - 4	0.9 - 1.8	5.2	1.6
2300-6	4 - 6	1.8 - 2.7	6.7	2
2300-8B	6 - 8	2.7 - 3.6	6.7	2





**GREASE GUN**

**Part No. 439**

Use with impact wrenches and multi-assembly angle tools.  
For use with grease tube 1232A-04.



**GREASE NOZZLE**

**Part No. 469A**

Used with No. 468A grease gun.



**GREASE**

Part Number	Description
289A	1 Quart
289A-1	2 Pounds
289A-2	6 Pounds
1198	6 Ounces
1198-1	2 Pounds
1198-2	6 Pounds
1232A-04	4 Ounces
1232A-1	1 Quart

**AIR MOTOR OIL FOR AIR TOOLS**

**Part No. 288**

1/2 Pint

**Part No. 288-1**

1 Quart

**Part No. 288-2**

2 Liter





## We Take On Any Job... Bit By Bit

### INDUSTRY LEADER

Regarded as the Number 1 choice in the industry, Sioux Tools' pneumatic drills are known around the world for their exceptional engineering and construction. A wide range of configurations, speeds, and options ensure a perfect match for any application. Choose from pistol grip, inline and right angle designs that will help you get the job done fast and efficiently. Sioux also offers a complete line of accessories including a huge section of hole saws.

### DESIGNED TO WORK

Sioux Tools offers one of the widest selections of drills on the market today. With free speeds from 550 to 2,500 rpm we have the right drill for any application, for use with any type material. The gears are designed and built tough to handle demanding jobs, yet even under load, operate quietly and efficiently. Sioux drills come in both reverse and non-reverse models.



### ERGONOMICS

All Sioux Drills offer ergonomic features to provide maximum comfort during operation. Many models include comfortable insulating grips to reduce cold and vibration. Due to the high torque output, model 5450R includes a auxiliary support handle for more control.





### 3/8" (10 MM) DRILL

#### Model No. FDR5440

- Keyed chuck
- Non-reversible
- Aluminum housing
- Chuck capacity: 3/8" (10 mm)
- Free speed: 2300 rpm
- Weight: 2.1 lb (1.0 kg)
- Length: 7.9" (190 mm)
- Air inlet size: 1/4" NPT
- Recommended hose size: 3/8" (10 mm)
- 3/8" - 24 Spindle thread

CE




### 3/8" (10 MM) DRILL

#### Model No. 5440KL

- Keyless chuck
- Non-reversible
- Aluminum housing
- Chuck capacity: 3/8" (10 mm)
- Free speed: 2300 rpm
- Weight: 2.1 lb (1.0 kg)
- Length: 7.5" (190 mm)
- Air inlet size: 1/4" NPT
- Recommended hose size: 3/8" (10 mm)
- 3/8" - 24 Spindle thread

CE



### 3/8" (10 MM) DRILL

#### Model No. 5445R

- Keyed chuck
- Reversible
- Aluminum housing
- Chuck capacity 3/8" (10 mm)
- Free speed: 1800 rpm
- Weight: 3 lb (1.4 kg)
- Length: 8" (200 mm)
- Air inlet size: 1/4" NPT
- Recommended hose size: 3/8" (10 mm)
- 3/8" - 24 Spindle thread

CE



### 3/8" (10 MM) DRILL

#### Model No. 5445RKL

- Keyless chuck
- Reversible
- Aluminum housing
- Chuck capacity 3/8" (10 mm)
- Free speed: 1800 rpm
- Weight: 3 lb (1.4 kg)
- Length: 8" (200 mm)
- Air inlet size: 1/4" NPT
- Recommended hose size: 3/8" (10 mm)
- 3/8" - 24 Spindle thread

CE



### 1/2" (13 MM) DRILL

#### Model No. 5450R

- Keyed chuck
- Reversible
- Aluminum housing
- Support handle
- Free speed: 550 rpm
- Chuck capacity: 1/2" (13 mm)
- Weight: 4.3 lb (1.95 kg)
- Length: 9.25" (235 mm)
- Air inlet size: 1/4" NPT
- Recommended hose size: 3/8" (10 mm)
- 1/2" - 20 Spindle thread

CE



### 1/2" (13 MM) DRILL

#### Model No. 5450RKL

- Keyless chuck
- Reversible
- Aluminum housing
- Support handle
- Free speed: 550 rpm
- Chuck capacity: 1/2" (13 mm)
- Weight: 4.3 lb (1.95 kg)
- Length: 9.25" (235 mm)
- Air inlet size: 1/4" NPT
- Recommended hose size: 3/8" (10 mm)
- 1/2" - 20 Spindle thread

CE



**3/8" (10 MM) INLINE AIR DRILL**

**Model No. 5434KL**

- Keyless Chuck
- Non-Reversible
- Aluminum housing
- Lockoff level throttle
- Rear exhaust
- Built-in speed regulator
- Chuck capacity: 3/8" (10 mm)
- Free speed: 2500 rpm
- Weight: 2 lb (0.9 kg)
- Length: 8" (200 mm)
- Air inlet size: 1/4" NPT
- Recommended hose size: 3/8" (10 mm)
- 3/8" - 24 Spindle thread



**3/8" (10 MM) INLINE AIR DRILL**

**Model No. 5434**

- Keyed Chuck
- Non-Reversible
- Aluminum housing
- Lockoff level throttle
- Rear exhaust
- Built-in speed regulator
- Free speed: 2500 rpm
- Chuck capacity: 3/8" (10 mm)
- Weight: 2 lb (0.9 kg)
- Length: 8" (200 mm)
- Air inlet size: 1/4" NPT
- Recommended hose size: 3/8" (10 mm)
- 3/8" - 24 Spindle thread



**3/8" (10 MM) RIGHT ANGLE DRILL**

**Model No. FDR5430**

- Keyed chuck
- Reversible
- Aluminum housing
- Rear exhaust
- Built-in speed regulator
- Free speed: 1200 rpm
- Chuck capacity: 3/8" (10 mm)
- Weight: 2.5 lb (1.1 kg)
- Length: 8" (200 mm)
- Air inlet size: 1/4" NPT
- Recommended hose size: 3/8" (10 mm)
- 3/8" - 24 Spindle thread



**3/8" (10 MM) RIGHT ANGLE DRILL**

**Model No. 5430KL**

- Keyless chuck
- Reversible
- Aluminum housing
- Rear exhaust
- Built-in speed regulator
- Free speed: 1200 rpm
- Chuck capacity: 3/8" (10 mm)
- Weight: 2.5 lb (1.1 kg)
- Length: 8" (200 mm)
- Air inlet size: 1/4" NPT
- Recommended hose size: 3/8" (10 mm)
- 3/8" - 24 Spindle thread



2352

**QUICK CHANGE CHUCK: PART NO. 2352**

Adapts 3/8"-24 threaded spindles to 1/4" hex quick change



21137



65562

**DRILL CHUCKS & KEYS**

Adapts arbor with 1/2"-20 thread to hole saw with 5/8"-18 thread

Chuck Capacity	Thread Size	Chuck Part No	Key Part No	Key Holder No
0 - 1/4"	3/8" - 24	21077	30000	
0 - 1/4"	3/8" - 24	21019A	30202	
0 - 3/8"	1/2" - 20	21002	30011	14273
0 - 3/8"	3/8" - 24	21085	30231	14273
1/16" - 3/8"	1/2" - 20	21131	30002	
1/16" - 3/8"	3/8" - 24	21133	30002	14273
1/16" - 3/8"	3/8" - 24	65562		
5/64" - 1/2"	3/8" - 24	21132	30429	
5/64" - 1/2"	1/2" - 20	21137	30011	14273
5/64" - 1/2"	1/2" - 20	506209		

<sup>1</sup>Keyless Chuck • Keyed chucks include key



506156 / 506155

**SIDE HANDLE**

Part Number	Description	Used On
506155	Clamp Ring	5450R
506156	Handle	5450R





## We're Making A Big Impact

Impact wrenches are the true workhorses of industrial power tools. These incredibly powerful tools make easy work of any job in a variety of applications. Before the creation of impact tools, workers had to manually strike a hammer against a hand wrench in order to loosen or tighten nuts or bolts. They could only manage a few blows per minute. But today's impact wrenches can exert more powerful blows, and some can produce up to 1,200 blows per minute. This is accomplished by using the energy of compressed air and converting the motor's torque into a rapid series of powerful rotary impacts.

### CHOICE OF CONFIGURATION

Sioux Tools offers Force Impact Wrenches and Impact Drivers in a wide variety of configurations to meet your specific needs. Choosing the right mix of features such as handle configuration, type of retainer, torque output, anvil length, and drive size will make operators more productive, with less risk of discomfort and/or injury.



### BUILT TOUGH

Built to a higher level of quality, Force Impact Wrenches and Impact Drivers are built a step above the standard. Manufactured from high quality materials, and utilizing the most advanced motor and clutch designs, these tools are constructed to hold in the toughest working environments.

### HIGH QUALITY

Force Impact Wrenches and Impact Drivers provide a high quality, cost-effective choice for your impact requirements. Featuring one of the widest selections of impact tools for general industry, Sioux Force impacts reach all aspects of the maintenance and repair market and beyond to manufacturing applications. With drive sizes ranging from, 1/4" (6 mm) to 1" (25 mm), including hex quick change drives, and torque outputs up to 2700 ft lb (3661 Nm), finding the tool to meet your performance requirements will be simple.

Our extensive lineup of impact tools includes a wide selection of important features including:

- Twin Hammer, Pin or Roller Cam impact mechanisms
- Inline, pistol grip, or D handle configurations
- Pin, friction ring, quick change, or thru hole socket retainers
- Standard or extended anvils



CE

### 3/8" (10 MM) RATCHET WRENCH

#### Model No. 5007

- Steel angle head
- Aluminum housing
- Ergonomic Composite Grip
- Grade 5 bolt capacity: 5/16" (8 mm)
- Drive size: 3/8" (10 mm)
- Maximum torque: 20 ft lb (27 Nm)
- Free speed: 265 rpm
- Weight: 1.3 lb (0.55 kg)
- Length: 6.6" (168 mm)
- Air inlet size: 1/4" NPT
- Recommended hose size: 3/8" (10 mm)
- Air Consumption: 1.4 cfm (37 l/s) avg. – 5.2 cfm (147 l/s) max.



CE

### 1/4" (6 MM) RATCHET WRENCH

#### Model No. 5009

- Steel angle head
- Aluminum housing
- Ergonomic Composite Grip
- Grade 5 bolt capacity: 5/16" (8 mm)
- Drive size: 1/4" (6 mm)
- Maximum torque: 20 ft lb (27 Nm)
- Free speed: 265 rpm
- Weight: 1.5 lb (0.5 kg)
- Length: 6.6" (168 mm)
- Air inlet size: 1/4" NPT
- Recommended hose size: 3/8" (10 mm)
- Air Consumption: 1.2 cfm (37 l/s) avg. – 5.2 cfm (147 l/s) max.



CE

### 3/8" (10 MM) RATCHET WRENCH

#### Model No. 5011

- Steel angle head
- Aluminum housing
- Ergonomic Composite Grip
- Grade 5 bolt capacity: 7/16" (11 mm)
- Drive size: 3/8" (10 mm)
- Maximum torque: 50 ft lb (68 Nm)
- Free speed: 185 rpm
- Weight: 2.6 lb (1.2 kg)
- Length: 10.8" (274 mm)
- Air inlet size: 1/4" NPT
- Recommended hose size: 3/8" (10 mm)
- Air Consumption: 3 cfm (85 l/s) avg. – 12 cfm (340 l/s) max.



CE

### 1/2" (13 MM) RATCHET WRENCH

#### Model No. 5013

- Steel angle head
- Aluminum housing
- Ergonomic Composite Grip
- Grade 5 bolt capacity: 7/16" (11 mm)
- Drive size: 1/2" (13 mm)
- Maximum torque: 50 ft lb (68 Nm)
- Free speed: 185 rpm
- Weight: 2.6 lb (1.2 kg)
- Length: 10.8" (274 mm)
- Air inlet size: 1/4" NPT
- Recommended hose size: 3/8" (10 mm)
- Air Consumption: 3 cfm (85 l/s) avg. – 12 cfm (340 l/s) max.





### 3/8" (10 MM) INLINE IMPACT WRENCH

#### Model No. 5035

- Lever start
- Suspension Bail
- Steel anvil housing
- Twin Hammer Impact mechanism
- Built-in power regulator
- Friction Ring Socket Retainer
- Grade 5 bolt capacity: 3/8" (10 mm)
- Drive size: 3/8" (10 mm)
- Working torque range: 5-60 ft lb (7-81 Nm)
- Max. torque: 80 ft lb (108 Nm)
- Free speed: 7000 rpm
- Blows per minute: 1200
- Weight: 2.7 lb (1.2 kg)
- Length: 8.6" (218 mm)
- Air inlet size: 1/4" NPT
- Recommended hose size: 3/8" (10 mm)
- Air Consumption: 3.6 cfm (102 l/s) avg. – 14.5 cfm (410 l/s) max



### 3/8" (10 MM) INLINE IMPACT WRENCH

#### Model No. 5035P

- Lever start
- Suspension Bail
- Steel anvil housing
- Twin Hammer Impact mechanism
- Built-in power regulator
- Pin Socket Retainer
- Grade 5 bolt capacity: 3/8" (10 mm)
- Drive size: 3/8" (10 mm)
- Working torque range: 5-60 ft lb (7-81 Nm)
- Max. torque: 80 ft lb (108 Nm)
- Free speed: 7000 rpm
- Blows per minute: 1200
- Weight: 2.7 lb (1.2 kg)
- Length: 8.6" (218 mm)
- Air inlet size: 1/4" NPT
- Recommended hose size: 3/8" (10 mm)
- Air Consumption: 3.6 cfm (102 l/s) avg. – 14.5 cfm (410 l/s) max.



### 3/8" (10 MM) BUTTERFLY IMPACT WRENCH

#### Model No. 5045

- Built-in power regulator
- Swivel air inlet bushing
- Friction ring socket retainer
- Grade 5 bolt capacity: 3/8" (10 mm)
- Drive size: 3/8" (10 mm)
- Working torque range: 15-160 ft lb (20-217 Nm)
- Max. torque: 175 ft lb (237 Nm)
- Free speed: 9500 rpm
- Blows per minute: 1850
- Weight: 2.5 lb (1.1 kg)
- Length: 7.6" (193 mm)
- Air inlet size: 1/4" NPT
- Recommended hose size: 3/8" (10 mm)
- Air Consumption: 2.5 cfm (1.2 l/s) avg.



### 3/8" (10 MM) BUTTERFLY IMPACT WRENCH

#### Model No. 5045P

- Built-in power regulator
- Swivel air inlet bushing
- Pin socket retainer
- Grade 5 bolt capacity: 3/8" (10 mm)
- Drive size: 3/8" (10 mm)
- Working torque range: 15-160 ft lb (20-217 Nm)
- Max. torque: 175 ft lb (237 Nm)
- Free speed: 9500 rpm
- Blows per minute: 1850
- Weight: 2.5 lb (1.1 kg)
- Length: 7.6" (193 mm)
- Air inlet size: 1/4" NPT
- Recommended hose size: 3/8" (10 mm)
- Air Consumption: 2.5 cfm (1.2 l/s) avg.



### 3/8" (10 MM) IMPACT WRENCH

#### Model No. 5038B

- Reverse bias power
- Pin style impact mechanism
- Oil bath lubrication
- Built-in power regulator
- Molded comfort grip
- Friction ring socket retainer
- Grade 5 bolt capacity: 3/8" (10 mm)
- Drive size: 3/8" (10 mm)
- Working torque range: 50-160 ft lb (68-217 Nm)
- Max. torque: 185 ft lb (251 Nm)
- Free speed: 8500 rpm
- Blows per minute: 1160
- Weight: 3.7 lb (1.7 kg)
- Length: 6.3" (160 mm)
- Air inlet size: 1/4" NPT
- Recommended hose size: 3/8" (10 mm)
- Air Consumption: 3.5 cfm (100 l/s) avg. – 14.0 cfm (395 l/s) max



### 3/8" (10 MM) IMPACT WRENCH

#### Model No. 5039B

- Reverse bias power
- Pin style impact mechanism
- Oil bath lubrication
- Molded comfort grip
- Built-in power regulator
- Pin socket retainer
- Grade 5 bolt capacity: 3/8" (10 mm)
- Drive size: 3/8" (10 mm)
- Working torque: 50-160 ft lb (68-217 Nm)
- Max. torque: 185 ft lb (251 Nm)
- Free speed: 8500 rpm
- Blows per minute: 1,160
- Weight: 3.7 lb (1.7 kg)
- Length: 6.3" (160 mm)
- Recommended hose size: 3/8" (10 mm)
- Air Consumption: 3.4 cfm (100 l/s) avg. – 14.0 cfm (395 l/s) max.





### 3/8" (10 MM) QUIET COMPOSITE IMPACT

#### Model No. 5338A

- Friction Ring Socket Retainer
- Reverse bias motor
- Twin hammer impact mechanism
- Three Level power control
- Lightweight composite housing
- Contoured trigger for comfort and control
- Grade 5 bolt capacity: 3/8" (10 mm)
- Drive Size: 3/8"
- Working torque: 100 - 180 ft/lbs (135 - 245 Nm)
- Max. torque: 250 ft/lbs (339 Nm)
- Free speed: 9000 RPM
- Blows per minute: 900
- Weight: 2.7 lbs (1.21 kg)
- Length: 6.5" (165 mm)
- Air inlet size: 1/4" NPT
- Low sound level 85 dB (A)
- Recommended hose size: 3/8" (10 mm)
- Average Air consumption: 2.8 cfm (1.3 l/s)



### 3/8" (10 MM) QUIET COMPOSITE IMPACT

#### Model No. 5338AP

- Pin Socket Retainer
- Reverse bias motor
- Twin hammer impact mechanism
- Three Level power control
- Lightweight composite housing
- Contoured trigger for comfort and control
- Grade 5 bolt capacity: 3/8" (10 mm)
- Drive Size: 3/8"
- Working torque: 100 - 180 ft/lbs (135 - 245 Nm)
- Max. torque: 250 ft/lbs (339 Nm)
- Free speed: 9000 RPM
- Blows per minute: 900
- Weight: 2.7 lbs (1.21 kg)
- Length: 6.5" (165 mm)
- Air inlet size : 1/4" NPT
- Low sound level 85 dB (A)
- Recommended hose size: 3/8" (10 mm)
- Average Air consumption: 2.8 cfm (1.3 l/s)



### 1/2" (13 MM) IMPACT WRENCH

#### Model No. 5000A

- Twin hammer impact mechanism
- Front exhaust
- Built-in power regulator
- Friction ring socket retainer
- Grade 5 bolt capacity: 5/8" (16 mm)
- Drive size: 1/2" (13 mm)
- Working torque: 25-300 ft lb (34-407 Nm)
- Max. torque: 425 ft lb (576 Nm)
- Free speed: 8000 rpm
- Blows per minute: 1,200
- Weight: 5.6 lb (2.5 kg)
- Length: 7.4" (188 mm)
- Air inlet size: 1/4" NPT
- Recommended hose size: 3/8" (10 mm)
- Air Consumption: 4.2 cfm (120 l/s) avg. - 16.8 cfm (475 l/s) max.



### 1/2" (13 MM) IMPACT WRENCH

#### Model No. 5000AL

- Twin hammer impact mechanism
- 2" Extended Anvil
- Front exhaust
- Built-in power regulator
- Friction ring socket retainer
- Grade 5 bolt capacity: 5/8" (16 mm)
- Drive size: 1/2" (13 mm)
- Working torque: 25-300 ft lb (34-407 Nm)
- Max. torque: 425 ft lb (576 Nm)
- Free speed: 8000 rpm
- Blows per minute: 1,200
- Weight: 5.6 lb (2.5 kg)
- Length: 9.4" (240 mm)
- Air inlet size: 1/4" NPT
- Recommended hose size: 3/8" (10 mm)
- Air Consumption: 4.2 cfm (120 l/s) avg. - 16.8 cfm (475 l/s) max.



### 1/2" (13 MM) IMPACT WRENCH

#### Model No. 5050A

- Reverse bias power
- Twin hammer impact mechanism
- Built-in power regulator
- Down handle exhaust
- Steel anvil housing
- Friction ring socket retainer
- Grade 5 bolt capacity: 5/8" (16 mm)
- Drive size: 1/2" (13 mm)
- Working torque: 50-350 ft lb (68-474 Nm)
- Max. torque: 475 ft lb (644 Nm)
- Free speed: 8,000 rpm
- Blows per minute: 1100
- Weight: 5.6 lb (2.5 kg)
- Length: 7.4" (188 mm)
- Air inlet size: 1/4" NPT
- Recommended hose size: 3/8" (10 mm)
- Air Consumption: 3.6 cfm (102 l/s) avg. - 14.5 cfm (410 l/s) max.



### 1/2" (13 MM) IMPACT WRENCH

#### Model No. 5051A

- Reverse bias power
- Twin hammer impact mechanism
- Built-in power regulator
- Down handle exhaust
- Steel anvil housing
- Pin socket retainer
- Grade 5 bolt capacity: 1/2" (13 mm)
- Drive size: 1/2" (13 mm)
- Working torque: 50-350 ft lb (68-474 Nm)
- Max. torque: 475 ft lb (644 Nm)
- Free speed: 8000 rpm
- Blows per minute: 1,100
- Weight: 5.6 lb (2.5 kg)
- Length: 7.4" (188 mm)
- Recommended hose size: 3/8" (10 mm)
- Air Consumption: 3.5 cfm (100 l/s) avg. - 14 cfm (395 l/s) max.





## 1/2" (13 MM) QUIET COMPOSITE IMPACT

### Model No. 5350A

- Friction Ring Socket Retainer
- Reverse bias motor
- Twin hammer impact mechanism
- Three Level power control
- Lightweight composite housing
- Contoured trigger for comfort and control
- Grade 5 bolt capacity: 5/8" (16 mm)
- Drive Size: 1/2"
- Working torque: 100 - 450 ft./lbs. (135 - 610 Nm)
- Max. torque: 520 ft.lbs. (705 Nm)
- Free speed: 6300 RPM
- Blows per minute: 1200
- Weight: 4.6 lbs. (2.07 kg)
- Length: 6.7" (170 mm)
- Air inlet size: 1/4" NPT
- Low sound level 82 dB (A)
- Recommended hose size: 3/8" (10 mm)
- Average Air consumption: 3.9 cfm (1.8 l/s)



CE

## 1/2" (13 MM) QUIET COMPOSITE IMPACT

### Model No. 5350AP

- Pin Socket Retainer
- Reverse bias motor
- Twin hammer impact mechanism
- Three Level power control
- Lightweight composite housing
- Contoured trigger for comfort and control
- Grade 5 bolt capacity: 5/8" (16 mm)
- Drive Size: 1/2"
- Working torque: 100 - 450 ft./lbs. (135 - 610 Nm)
- Max. torque: 520 ft.lbs. (705 Nm)
- Free speed: 6300 RPM
- Blows per minute: 1200
- Weight: 4.6 lbs. (2.07 kg)
- Length: 6.7" (170 mm)
- Air inlet size: 1/4" NPT
- Low sound level 82 dB (A)
- Recommended hose size: 3/8" (10 mm)
- Average Air consumption: 3.9 cfm (1.8 l/s)



CE

## 1/2" (13 MM) QUIET COMPOSITE IMPACT

### Model No. 5350AL

- Pin Socket Retainer
- Reverse bias motor
- Twin hammer impact mechanism
- 2" extended anvil
- Three Level power control
- Lightweight composite housing
- Contoured trigger for comfort and control
- Grade 5 bolt capacity: 5/8" (16 mm)
- Drive Size: 1/2"
- Working torque: 100 - 450 ft./lbs. (135 - 610 Nm)
- Max. torque: 520 ft.lbs. (705 Nm)
- Free speed: 6300 RPM
- Blows per minute: 1200
- Weight: 4.8 lbs. (2.17 kg)
- Length: 8.7" (220 mm)
- Air inlet size: 1/4" NPT
- Low sound level 82 dB (A)
- Recommended hose size: 3/8" (10 mm)
- Average Air consumption: 3.9 cfm (1.8 l/s)



CE

## 1/2" (13 MM) IMPACT WRENCH

### Model No. 5250A

- Reverse bias power
- Pin style impact mechanism
- Oil bath lubrication
- Built-in power regulator
- Molded comfort grip
- Friction ring socket retainer
- Grade 5 bolt capacity: 5/8" (16 mm)
- Drive size: 1/2" (13 mm)
- Working torque: 50-375 ft lb (68-508 Nm)
- Max. torque: 525 ft lb (712 Nm)
- Free speed: 7000 rpm
- Blows per minute: 985
- Weight: 6 lb (2.7 kg)
- Length: 7.7" (196 mm)
- Recommended hose size: 3/8" (10 mm)
- Air Consumption: 3.5 cfm (100 l/s) avg. - 14 cfm (395 l/s) max.



CE



### 3/4" (19 MM) QUIET COMPOSITE IMPACT

#### Model No. 5375A

- Friction Ring Socket Retainer
- Reverse bias motor
- Twin hammer impact mechanism
- Three Level power control
- Lightweight composite housing
- Contoured trigger for comfort and control
- Grade 5 bolt capacity: 3/4" (19 mm)
- Drive Size: 3/4"
- Working torque: 300 - 800 ft/lbs. (407 - 1085 Nm)
- Max. torque: 1000 ft/lbs. (1356 Nm)
- Free speed: 4000 RPM
- Blows per minute: 300
- Weight: 8.5 lbs. (3.8 kg)
- Length: 9.5" (240 mm)
- Air inlet size: 3/8" NPT
- Low sound level 82 dB (A)
- Recommended hose size: 1/2" (13 mm)
- Average Air consumption: 5.6 cfm (2.6 l/s)



CE

### 3/4" (19 MM) QUIET COMPOSITE IMPACT

#### Model No. 5375AP

- Thru Hole Socket Retainer
- Reverse bias motor
- Twin hammer impact mechanism
- Three Level power control
- Lightweight composite housing
- Contoured trigger for comfort and control
- Grade 5 bolt capacity: 3/4" (19 mm)
- Drive Size: 3/4"
- Working torque: 300 - 800 ft/lbs. (407 - 1085 Nm)
- Max. torque: 1000 ft/lbs. (1356 Nm)
- Free speed: 4000 RPM
- Blows per minute: 300
- Weight: 8.5 lbs. (3.8 kg)
- Length: 9.5" (240 mm)
- Air inlet size: 3/8" NPT
- Low sound level 82 dB (A)
- Recommended hose size: 1/2" (13 mm)
- Average Air consumption: 5.6 cfm (2.6 l/s)



CE

### 3/4" (19 MM) IMPACT WRENCH

#### Model No. 5075A

- Aluminum housing
- Steel anvil housing
- Roller cam impact mechanism
- Built-in power regulator
- Friction ring and thru hole socket retainer
- Grade 5 bolt capacity: 3/4" (19 mm)
- Drive size: 3/4" (19 mm)
- Working torque: 300-800 ft lb (34-1084 Nm)
- Max. torque: 1200 ft lb (1627 Nm)
- Free speed: 4500 rpm
- Blows per minute: 870
- Weight: 12.6 lb (5.7 kg)
- Length: 10.2" (259 mm)
- Recommended hose size: 1/2" (13 mm)
- Air Consumption: 5.8 cfm (164 l/s) avg. - 23.2 cfm (655 l/s) max.




CE

### 3/4" (19 MM) IMPACT WRENCH

#### Model No. 5075AL

- Roller cam impact mechanism
- 6" (152 mm) extended anvil
- Oil bath lubrication
- Molded comfort grip
- Built-in power regulator
- Friction ring and thru hole socket retainer
- Grade 5 bolt capacity: 3/4" (19 mm)
- Drive size: 3/4" (19 mm)
- Working torque: 300-800 ft lb (34-1084 Nm)
- Max. torque: 1200 ft lb (1627 Nm)
- Free speed: 4500 rpm
- Blows per minute: 870
- Weight: 15.7 lb (7.1 kg)
- Length: 16.2" (411 mm)
- Recommended hose size: 1/2" (13 mm)
- Air Consumption: 5.8 cfm (164 l/s) avg. - 23.2 cfm (655 l/s) max.



CE

### 1" (25 MM) HIGH TORQUE IMPACT WRENCH

#### Catalog No. 5092

- Pin impact mechanism
- Oil bath lubrication
- Support handle
- Friction Ring and Thru hole socket retainer
- Grade 5 bolt capacity: 1-1/2" (38 mm)
- Drive size: 1" (25 mm)
- Working torque: 600-1400 ft lb (813-1898 Nm)
- Max. torque: 2800 ft lb (3797 Nm)
- Free speed: 4000 rpm
- Blows per minute: 500
- Weight: 24.9 lb (11.3 kg)
- Length: 11.9" (302 mm)
- Recommended hose size: 1/2" (13 mm)
- Air Consumption: 8.3 cfm (235 l/s) avg. - 33.2 cfm (938 l/s) max.



CE

### 1" (25 MM) HIGH TORQUE EXTENDED ANVIL IMPACT WRENCH

#### Catalog No. 5092L

- Pin impact mechanism
- Oil bath lubrication
- 6" extended anvil
- Support handle
- Friction Ring and Thru hole socket retainer
- Grade 5 bolt capacity: 1-1/2" (38 mm)
- Drive size: 1" (25 mm)
- Working torque: 500-1300 ft lb (675-1762 Nm)
- Max. torque: 2500 ft lb (3390 Nm)
- Free speed: 4000 rpm
- Blows per minute: 500
- Weight: 27.3 lb (12.4 kg)
- Length: 16.9" (429 mm)
- Recommended hose size: 1/2" (13 mm)
- Air Consumption: 8.3 cfm (235 l/s) avg. - 33.2 cfm (938 l/s) max.



CE





## 1" (25 MM) HIGH TORQUE IMPACT WRENCH

### Catalog No. 5093

- Pin impact mechanism
- Oil bath lubrication
- Support handle
- Friction Ring and Thru hole socket retainer
- Grade 5 bolt capacity: 1-1/2" (38 mm)
- Drive size: 1" (25 mm)
- Working torque: 600-1400 ft lb (813-1898 Nm)
- Max. torque: 3000 ft lb (4068 Nm)
- Free speed: 4000 rpm
- Blows per minute: 500
- Weight: 25.6 lb (11.6 kg)
- Length: 15.1" (384 mm)
- Recommended hose size: 1/2" (13 mm)
- Air Consumption: 8.3 cfm (235 l/s) avg. – 33.2cfm (938 l/s) max.



## 1" (25 MM) IMPACT WRENCH

### Model No. 5095

- Friction ring and thru hole socket retainer
- Reverse bias motor
- Twin hammer impact mechanism
- Steel hammer case
- Three piece housing
- Support handle included
- Grade 5 bolt capacity: 1-1/4" (32 mm)
- Drive Size: 1"
- Working torque: 500 - 1200 ft/lbs. (675 - 1625 Nm)
- Max. torque: 1400 ft/lbs. (1900 Nm)
- Free speed: 5000 RPM
- Blows per minute: 900
- Weight: 16.8 lbs. (7.6 kg)
- Length: 14.5" (370 mm)
- Air inlet size: 1/2" NPT
- Recommended hose size: 1/2" (13 mm)
- Average Air consumption: 15 cfm (7 l/s)



## SOCKET RETAINING PINS WITH "O" RINGS

Retaining Pin	"O" Ring	For Use On
34911	14318	3/4" Dr. Sockets 6620-6638
34664	14317	3/4" Dr. Sockets 6640-6654
34665	14319	Adaptor 2568, All 1" Dr. Sockets



## 1" (25 MM) HIGH TORQUE IMPACT WRENCH

### Catalog No. 5093L

- Pin impact mechanism
- 6" extended anvil
- Oil bath lubrication
- Support handle
- Friction Ring and Thru hole socket retainer
- Grade 5 bolt capacity: 1-1/2" (38 mm)
- Drive size: 1" (25 mm)
- Working torque: 500-1300 ft lb (675-1762 Nm)
- Max. torque: 2700 ft lb (3661 Nm)
- Free speed: 4000 rpm
- Blows per minute: 500
- Weight: 28 lb (12.7 kg)
- Length: 21.1" (536 mm)
- Recommended hose size: 1/2" (13 mm)
- Air Consumption: 8.3 cfm (235 l/s) avg. – 33.2cfm (938 l/s) max.



## 1" (25 MM) IMPACT WRENCH

### Model No. 5095L

- Friction ring and thru hole socket retainer
- Reverse bias motor
- Twin hammer impact mechanism
- Steel hammer case
- Three piece housing
- Support handle included
- Grade 5 bolt capacity: 1-1/4" (32 mm)
- Drive Size: 1"
- Working torque: 500 - 1200 ft/lbs. (675 - 1625 Nm)
- Max. torque: 1400 ft/lbs. (1900 Nm)
- Free speed: 5000 RPM
- Blows per minute: 900
- Weight: 18.2 lbs. (8.2 kg)
- Length: 18.25" (465 mm)
- Air inlet size: 1/2" NPT
- Recommended hose size: 1/2" (13 mm)
- Average Air consumption: 15 cfm (7 l/s)



## QUICK CHANGE CHUCK

Adapts male square drive to female hex quick change

Part Number	Drive Size		Color
	Input (Square Drive)	Output (Hex)	
2530	3/8"	1/4"	1 13/16"
2520	1/2"	7/16"	

## ERGONOMIC HANDLE GRIP

### Part No. 5002

Fits most Sioux Pistol Grip Air Tools and Impacts, etc.





## Make Easy Work Out Of A Daily Grind

Force grinders are ready to take on any application with the power to make the job fast and easy. This means new speeds and attachments to handle increased precision with ergonomic comfort.

### FORCE GRINDERS

Our line-up of Force Grinders continues to be among the most popular in the industry. The choice of light, medium and heavy-duty performance allow you to own the right tool for the right job that remains cost-effective. We have both straight and right angle models to fit any application

Our Pencil Die Grinders are lightweight powerhouses with a choice of either 50,000 rpm or an incredible 70,000 rpm for exceptional performance.

### SAFETY

When operating any grinding tool be sure to follow all safety requirements and always wear eye and face protection. Doing so will protect both the operator and the tool.





## PENCIL DIE GRINDER

### Model No. 5978A

- Twist throttle
- Remote exhaust
- Built-in speed regulator
- Power: 0.1 hp (0.07 kw)
- Free speed: 54,000 rpm
- Collet size: 1/8"
- Weight: 0.25 lb (0.11 kg)
- Length: 5.3" (135 mm)
- 60" (1,524 mm) hose with hose protector included
- Air Consumption: 4.2 cfm (118 l/s) avg. – 16.8 cfm (474 l/s) max



## PENCIL DIE GRINDER

### Model No. 5979A

- Twist throttle
- Remote exhaust
- Built-in speed regulator
- Power: 0.1 hp (0.07 kw)
- Free speed: 70,000 rpm
- Collet size: 1/8"
- Weight: 0.25 lb (0.11 kg)
- Length: 5.3" (135 mm)
- 60" (1,524 mm) hose with hose protector included
- Air Consumption: 5.3 cfm (150 l/s) avg. – 21.2 cfm (598 l/s) max



## PENCIL DIE GRINDER

### Model No. 5977

- Twist throttle
- Remote exhaust
- Built in speed control
- Textured grip
- Free speed: 70,000 RPM
- Collet size: 1/8"
- Weight: 0.45 lb (0.20 kg)
- Length: 6" (152 mm)
- 60" (1,524 mm) leader hose with protector included
- Air Consumption: 0.42 cfm (0.20 l/s)



## LIGHT DUTY DIE GRINDER

### Model No. 5053A

- Lockoff lever throttle
- Comfort Grip
- Front exhaust
- Built-in speed regulator
- Aluminum housing
- Power: 0.3 hp (0.2 kw)
- Free speed: 26,000 rpm
- Collet size: 1/4"
- Weight: 0.8 lb (0.4 kg)
- Length: 5.3" (135 mm)
- Air inlet size: 1/4" NPT
- Recommended hose size: 3/8" (10 mm)
- Air Consumption: 4 cfm (113 l/s) avg. – 16 cfm (452 l/s) max.



## MEDIUM DUTY DIE GRINDER

### Model No. 5054A

- Lockoff lever throttle
- Comfort Grip
- Rear exhaust
- Built-in speed regulator
- Aluminum housing
- Power: 0.5 hp (0.4 kw)
- Free speed: 22,000 rpm
- Collet size: 1/4"
- Weight: 1.3 lb (0.6 kg)
- Length: 6.5" (165 mm)
- Air inlet size: 1/4" NPT
- Recommended hose size: 3/8" (10 mm)
- Air Consumption: 4 cfm (113 l/s) avg. – 16 cfm (452 l/s) max.



**HEAVY DUTY RIGHT ANGLE DIE GRINDER**

**Model No. 5055A**

- Lockoff lever throttle
- Comfort Grip
- Aluminum housing
- Built-in speed regulator
- Power: 0.3 hp (0.2 kw)
- Free speed: 20,000 rpm
- Collet size: 1/4"
- Weight: 1.1 lb (0.5 kg)
- Length: 5.5" (140 mm)
- Head Height: 2.9" (74 mm)
- Air inlet size: 1/4" NPT
- Recommended hose size: 3/8" (10 mm)
- Air Consumption: 4 cfm (113 l/s) avg. – 16 cfm (452 l/s) max.



**RIGHT ANGLE LIGHT DUTY DIE GRINDER**

**Model No. 5056**

- Lockoff lever throttle
- Comfort Grip
- Rear Exhaust
- Built-in speed regulator
- Power: 0.5 hp (0.4 kw)
- Free speed: 16,000 rpm
- Collet size: 1/4"
- Weight: 2 lb (0.9 kg)
- Length: 7.5" (190 mm)
- Head Height: 3" (76 mm)
- Air inlet size: 1/4" NPT
- Recommended hose size: 3/8" (10 mm)
- Air Consumption: 4.5 cfm (127 l/s) avg. – 18 cfm (508 l/s) max.



**4 1/2" (115 MM) RIGHT ANGLE HEAVY DUTY GRINDER**

**Model No. 5268**

- Aluminum housing
- Lockoff lever throttle
- Built-in speed regulator
- Free speed: 12,000 rpm
- Spindle size: 5/8" - 11
- Weight: 3.9 lb (1.7 kg)
- Length: 10" (254 mm)
- Head Height: 3.5" (90 mm)
- Air inlet size: 1/4" NPT
- Recommended hose size: 3/8" (10 mm)
- Air Consumption: 3.3 cfm (94 l/s) avg. – 13.2 cfm (373 l/s) max.



**5" (127 MM) RIGHT ANGLE HEAVY DUTY GRINDER**

**Model No. 5285**

- Aluminum housing
- Lockoff lever throttle
- Built-in speed regulator
- Free speed: 12,000 rpm
- Spindle size: 5/8" - 11
- Weight: 3.9 lb (1.7 kg)
- Length: 10" (254 mm)
- Head Height: 3.5" (90 mm)
- Air inlet size: 1/4" NPT
- Recommended hose size: 3/8" (10 mm)
- Air Consumption: 3.3 cfm (94 l/s) avg. – 13.2 cfm (373 l/s) max.





## The Best Way To A Great Finish

If you're in the market for tough tools that will deliver the performance you demand, then you've found what you need with Force sanders, polishers and buffers. These exceptional tools take on any application from repair and maintenance to manufacturing. With state-of-the-art orbital sanders, polishers and buffers you will get your work done faster and more efficiently than ever.

Sioux sanders are engineered to cover the full range of applications in metal, composite, and wood finishing. Our innovative, lightweight designs ensure they perform to the highest standards while still being comfortable to operate. Each delivers unsurpassed power and performance, resulting in the perfect finish.

### **FIT TO YOUR APPLICATION**

Different applications require different finishing tools. That's why Sioux Tools offers a variety of sanders and polishers with a wide range of configurations.

### **VARIETY TO CHOOSE FROM**

We also offer pistol grip, right angle, vertical, and inline sanders and polishers. Many of these come with your choice of throttle controls that allow the operator to work the way that's most comfortable.



POWER TOOLS

FINISHING



## PISTOL GRIP SANDER

### Model No. 5540

- Aluminum housing
- Built-in speed regulator
- Free Speed: 14,000 rpm
- Weight: 2.2 lb. (1 kg)
- Length: 4.3" (109 mm)
- Air inlet size: 1/4" NPT
- Spindle thread: 7/16"-20
- Recommended hose size: 3/8" (10 mm)
- 3" (75 mm) and 4-1/2" (115 mm) backing pads included
- Air Consumption: 12 cfm (340 l/s) avg. – 30 cfm (847 l/s) max.



CE

## DUAL ACTION SANDER

### Model No. 5558A

- Built-in speed regulator
- Dual action sanding
- Vinyl grip and head cover
- Free speed: 10,000 rpm
- Weight: 4.3 lb. (2 kg)
- Height: 5.4" (137 mm)
- Air inlet size: 1/4" NPT
- Recommended hose size: 3/8" (10 mm)
- Sound level: 79 dB(A)
- 6" (150 mm) backing pad included
- Air Consumption: 5 cfm (142 l/s) avg. – 10 cfm (282 l/s) max.
- 3/8" (10 mm) Orbit Diameter



CE

## 5" (125 MM) RIGHT ANGLE AIR SANDER

### Model No. 5265

- Lockoff lever throttle
- Safety lever throttle
- Removable auxiliary handle and wrenches
- Built-in speed regulator
- Rear exhaust
- Backing pad for 5" (125 mm) abrasives included
- Free Speed: 7000 rpm
- Weight: 2.9 lb. (1.32 kg)
- Length: 9.4" (240 mm)
- Spindle thread: 5/8" - 11
- Air inlet size: 1/4" NPT
- Recommended hose size: 3/8" (10 mm)
- Air Consumption: 4.5 cfm (127 l/s) avg. – 18 cfm (508 l/s) max.



## DUAL PISTON INLINE SANDER

### Model No. 5560

- Dual handles
- Positive lock paper clamps
- 2500 spm (strokes per minute)
- Paper size: 2-3/4" x 17-1/2" (70 x 445 mm)
- Weight: 6.8 lb. (3.1 kg)
- Length: 16" (406 mm)
- Air inlet size: 1/4" NPT
- Recommended hose size: 3/8" (10 mm)
- Air Consumption: 3 cfm (85 l/s) avg. – 12 cfm (340 l/s) max.




CE

## RIGHT ANGLE SANDER

### Model No. 5287A

- Lockoff lever throttle
- Support handle can be mounted on either side
- Rear exhaust
- Backing pad for 7" (180 mm) abrasives included
- Free Speed: 6000 rpm
- Pad diameter: 7" (180 mm)
- Weight: 4.4 lb. (2 kg)
- Length: 12.6" (320 mm)
- Air inlet size: 1/4" NPT
- Recommended hose size: 3/8" (10 mm)
- Spindle thread: 5/8"-11
- Air Consumption: 4.8 cfm (135 l/s) avg. – 19.2 cfm (542 l/s) max.



## ORBITAL SANDER BACKING PADS

Sioux random orbital backing pads are medium density, urethane pads rated for speeds up to 13,000 rpm. The 5" pads are a 3/8" thick with low profile design, while the 6" pads are 5/8" thick with tapered profile for fine feathering in corners or around edges.

Part Number	Diameter		Backing	Profile	Style
	in	mm			
593	5	125	PSA <sup>1</sup>	Low	Non-Vac
593V	5	125	PSA <sup>1</sup>	Low	Vacuum
593J	5	125	H&L <sup>2</sup>	Low	Non-Vac
593JV	5	125	H&L <sup>2</sup>	Low	Vacuum
593SV	5	125	PSA <sup>1</sup>	Low	Screen Vac
594	6	150	PSA <sup>1</sup>	Tapered	Non-Vac
594V	6	150	PSA <sup>1</sup>	Tapered	Vacuum
594J	6	150	H&L <sup>2</sup>	Tapered	Non-Vac
594JV	6	150	H&L <sup>2</sup>	Tapered	Vacuum
594SV	5	125	PSA <sup>1</sup>	Low	Screen Vac

<sup>1</sup> PSA - Vinyl face for pressure sensitive adhesive sanding discs

<sup>2</sup> H&L - Hook and loop face



## SPEED-LOK BACKING PADS

For use on tools with 1/4" collets

Part Number	Diameter		Hex Size
	in	mm	
587M	2	50	1/4"
588M	3	75	1/4"

## FIBRE BACKING DISCS

### Part No. 586

For use on 5540 series sander

Packaged in cartons of 6


Qty 3 - 3" (75 mm)

Qty 3 - 4-1/2" (110 mm)

Both have 7/8" (22 mm) arbor hole



587-120



## SPEED-LOK ABRASIVE DISCS

For use on Speed-Lok Backing Pads (Above)

Part Number	Diameter		Grit
	in	mm	
587-60	2	50	60
587-120	2	50	120
587-240	2	50	240
588-60	3	75	60
588-120	3	75	120
588-240	3	75	240



581, 2344, 2364

## BACKING PADS

For use on tools with 1/4" collets

Part Number	Diameter		For Use On
	in	mm	
581*	5	125	7/16"-20 spindle thread
2344*	5	125	3/8"-24 spindle thread
2364*	5	125	5/8"-11 spindle thread

\*includes disc nut 563



5205



5207

Part Number	Diameter		For Use On
	in	mm	
5205+	5	125	5265
5207*	7	180	5287A

\*includes disc nut No. 67630

+does not include disc nut No. 67630 (order separately)



505079

Part Number	Diameter		For Use On
	in	mm	
505079	2.75 x 17.5	70 x 445	5560

# Hammering Home A Point

Percussive tools, such as hammers, chippers and scalers, are commonly used in very abusive environments found in industries such as Foundry and Construction. Sioux Tools offers a variety of sizes, capacities and accessories built durable to ensure long life under tough operating conditions. We build them to work hard on the job, but not on you!

## FORCE TOOLS

Our Force line-up of hammers deliver up to 4,800 blows per minute with stroke lengths from 1.8" (46 mm) to 3.8" (97 mm) and accept a .401 Parker Taper shank. Our lineup of Force scalers includes a weld flux scaler and mini-needle scaler that delivers 4,000 blows per minute with a 2" (50 mm) stroke.

We also feature a pistol grip needle scaler with a 3" (75 mm) stroke that delivers 3,000 blows per minute. You'll find a complete list of accessories for all Sioux percussive tools in the accessory section of this catalog.

POWER TOOLS

PERCUSSIVE







## HAMMER

### Model No. 5272A


- Spring retainer
- Accepts 0.401 Parker Taper shanks
- Hardened steel barrel and piston
- Built-in Air Regulator
- Aluminum housing
- Stroke length: 1.6" (41 mm)
- Bore diameter: 0.8" (20 mm)
- Blows per minute: 4800
- Weight 3 lb (1.4 kg)
- Length: 5.8" (147 mm)
- Air inlet size: 1/4" NPT
- Recommended hose size: 3/8" (10 mm)



## PISTOL GRIP NEEDLE SCALER

### Model No. 5262

- Comfort Grip
- Hardened steel barrel and piston
- Stroke length: 3" (75 mm)
- Bore diameter: 0.9" (23 mm)
- Blows per minute: 3000
- Weight 5.7 lb (2.6 kg)
- Length: 13.5" (340 mm)
- Air inlet size: 1/4" NPT
- Recommended hose size: 3/8" (10 mm)
- 19 — 0.12" (3 mm) Dia. x 7" (180 mm) long needles included



## HAMMER

### Model No. 5273A

- Spring retainer
- Accepts 0.401 Parker Taper shanks
- Built-in Air Regulator
- Hardened steel barrel and piston
- Aluminum housing
- Stroke length: 2.6" (66 mm)
- Bore diameter: 0.8" (20 mm)
- Blows per minute: 3200
- Weight 3.8 lb (1.7 kg)
- Length: 7.1" (180 mm)
- Air inlet size: 1/4" NPT
- Recommended hose size: 3/8" (10 mm)



## MINI NEEDLE SCALER

### Model No. 5263

- Steel housing
- Hardened steel barrel and piston
- Stroke length: 2" (51 mm)
- Bore diameter: 0.7" (18 mm)
- Blows per minute: 4000
- Weight 2.6 lb (1.2 kg)
- Length: 11.4" (290 mm)
- Air inlet size: 1/4" NPT
- Recommended hose size: 3/8" (10 mm)
- 19 — 0.12" (3 mm) Dia. x 5" (125 mm) long needles included



## HAMMER

### Model No. 5274A

- Spring retainer
- Accepts 0.401 Parker Taper shanks
- Built-in Air Regulator
- Hardened steel barrel and piston
- Aluminum pistol-grip housing
- Stroke length: 3.8" (97 mm)
- Bore diameter: 0.8" (20 mm)
- Blows per minute: 2200
- Weight 4.7 lb (2.1 kg)
- Length: 9.3" (236 mm)
- Air inlet size: 1/4" NPT
- Recommended hose size: 3/8" (10 mm)



## NEEDLE SCALER

### Model No. 5266

- Steel housing
- Hardened steel barrel and piston
- Stroke length: 2" (51 mm)
- Bore diameter: 1" (25 mm)
- Blows per minute: 4000
- Weight 5.7 lb (2.6 kg)
- Length: 16.1" (409 mm)
- Air inlet size: 1/4" NPT
- Recommended hose size: 3/8" (10 mm)
- 19 — 0.12" (3 mm) Dia. x 7" (180 mm) long needles included



2207



2208

**BEEHIVE SPRING RETAINERS**

Part Number	Description
2207	Chisel Retainer Spring
2208	Special Spring, use in place of 2207 with 2201, 2205, 2716, 2217, 2219 and 2220



2228



2238

**270 RIVET SETS**

3-1/2" Overall Length

Rivet Head Cupping	Rivet Diameter Size				
	3/32"	1/8"	5/32"	3/16"	1/4"
	Part No	Part No	Part No	Part No	Part No
Button Head	2228B	2229	2230B	2231	2244
Round Head	2232	2233	2234B	2235	2245
Brazier Head	2236	2237B	2238	2239	2246
Universal Head	2240	2241B	2242B	2243	2247



2270

**HAMMER CHUCK**

Part Number	Description	For Use ON
2270	Quick change air hammer chuck	5272A, 5273A, 5274A



2260

**SCALING NEEDLES**

Part Number	Diameter	Length	Quantity	Used On
2260B	0.12"	5"	19	Scalers
2262	0.12"	7"	19	Scalers

**HAMMER ACCESSORIES**

.401 Parker Taper Shank

Part Number	Description	Width		Length	
		in	mm	in	mm
2201	Cutter	5/8	16	6	150
2202	Chisel	5/8	16	6	150
2203	Rivet Buster	5/8	16	5 1/2	140
2204	Expansion Chisel	5/8	16	11	280
2205	Scraper	1 1/4	30	6	150
2206	Punch			7	175
2210B	Punch			5	127
2217B	Rust Breaker			5 1/4	135
2212	Spot Weld Breaker			6	150
2213	Splitter			8	200
2214B	Edging Chisel			5	140
2215	Blank Chisel			6	150
2216	Fork Chisel			6 7/8	175
2218	Bushing Cutter			7	175
2219	Bushing Driver			4 1/2	115
2220	Bushing Chisel	1 5/8	40	7	175





## Special Applications Require Special Tools

Sioux Tools has a history of designing specialty tools for very specific applications, and as always, we manufacture the finest tools in the industry. These tools will live up to your expectations in both power and ergonomics.

### **RECIPROCATING SAW**

---

Operating at 10,000 strokes per minute, this powerful saw features an adjustable blade guard, lock-off lever throttle and a built-in speed regulator.

### **CUT-OFF TOOL**

---

We designed our cut-off tool to operate with a free speed of 21,000 and a lock-off lever throttle. The lightweight aluminum housing and rear exhaust make it very comfortable to operate.



### **SELECTION**

---

If your application requires routers, tappers or metalworking tools like nibblers, check out the extensive line of Sioux Industrial Tools for a complete listing.

**POWER TOOLS****SPECIALTY**



### RECIPROCATING AIR SAW

#### Model No. 5300A

- Comfort Grip Handle
- 10,000 strokes per minute
- Adjustable Blade Guard
- Lockoff lever throttle
- Built-in speed regulator
- Weight 1.8 lbs. (0.8 kg)
- Length: 9.2" (235 mm)
- Air inlet size: 1/4" NPT
- Recommended hose size: 5/16" (8 mm)

1823



1824B



1825



### BI-METAL SAW BLADE (5 PACK)

Part Number	Description	Length
1823	Bi-Metal Blade - 18 TPI	4" (100mm)
1824B	Bi-Metal Blade - 24 TPI	4" (100mm)
1825	Bi-Metal Blade - 32 TPI	4" (100mm)



### CUT-OFF TOOL

#### Model No. 5564A

- Rear exhaust
- Comfort Grip
- Lockoff lever throttle
- Aluminum housing
- Free speed: 21,000 rpm
- Blade Diameter: 3" (76 mm)
- Weight: 1.8 lb (0.08 kg)
- Length: 8" (203 mm)
- Air inlet size: 1/4" NPT
- Recommended hose size: 3/8" (10 mm)
- 3/8" Arbor



### AIR ENGRAVING PEN

#### Model No. 5980

- 13,000 cycles per minute
- Replaceable carbide tipped points
- Twist throttle
- 59" (1500 mm) hose
- 1/4" NPT air fitting
- High quality stainless steel housing
- Replaceable engraving points
  - 506246 - 45° (STD)
  - 506245 - 30°
  - 506244 - 15°





## DUSTLESS WET/DRY VACUUM

- Outperforms Traditional Shop Vacs
- Two Layers Of Filtration For A Dust-Free Environment
- Powerful 23,000 RPM, 11.5 Amp Electric Motor
- 16 Gallon Capacity
- Does Not Cough Dust When Vacuum Is Turned On
- Convenient Tool Storage Onboard Vacuum
- Filtration Down To 0.5 Microns
- Quiet Operation Only 81 dB(A)



DVS-5

## DUSTLESS HEPA VACUUM

- HEPA Certified
- Filtration Down To 0.3 Microns
- 16 Gallon Capacity
- Designed For Extra Fine Dust
- Quiet Operation Only 81 dB(A)
- Great For Hexavalent Chromium Applications



DVH-3

## DRILL AND RIVET SHAVER VACUUM SHROUD

- Can Be Used With Any Drill Or Rivet Shaver
- Suction Holds The Shroud In Place
- Great For Tight Spaces
- Can Be Used For Drilling Holes Up To 1-3/8" Diameter
- Captures 99% Of Airborne Dust
- Protects Workers From Harmful Airborne Dust
- Transparent For Better Visibility
- Includes 6 ft. Vacuum Hose



DRVS150

## HEPA FILTER

- Certified To Meet OSHA, EPA, & NIOSH Guidelines
- Captures Dust Down To 0.3 Microns
- Large Circumference For Increased Life
- Large Loose Plates For Increased Air Flow



MV-21

## MICRO PRE-FILTER BAG

- Disposable
- Eliminates The Need To Clean Filters
- Retains Strength When Wet
- Holds More Than 40 lbs. Of Dust And Debris
- Captures Extra Fine Dust Down To .5 Microns
- Extends The Life Of HEPA Filters
- Large Surface Area For Maximum Airflow



MV-52

## FABRIC FILTER SET

- 2 Stage Inner And Outer Filter
- Machine Washable
- Stays Dry At All Times
- Clean Outer Filter Without Opening the Canister
- No Need To Change Filters When Changing From Wet To Dry Vacuuming
- Large Surface Area For Maximum Flow



MV-51

## HOSE CUFF ADAPTER SET

- Adapts 1-1/2" hose to 1-1/4" hose
- Connector for 1-1/2" vacuum hose

MV-49



## PNEUMATIC TOOL REMOTE START ADAPTER

- Lets You Start And Stop Your Pneumatic Tool And Vacuum In Synchronization
- Works With Any Pneumatic Tool
- Wireless Radio Operated
- Quick And Easy To Set Up

DVRS-PA



## ELECTRIC TOOL REMOTE START ADAPTER

- Works With Any Electric Power Tool
- Works With Any Vacuum
- Recognizes Up To 16 Tool / Tool Pods
- Wireless Radio Operated
- Quick And Easy To Set Up
- Reduces Trip Hazard (Fewer Cords)


DVRS-EA



## VACUUM REMOTE START ADAPTER

- Allows the use of multiple tools off the same vacuum
- Can be used with any pneumatic tool or electric power tool

DVRS-VA



1359

## AIR HOSES

Part Number	ID		Length		Fittings
	in	mm	ft	m	
1376	3/8	10	6	2.7	1/4" NPT
1377	3/8	10	25	11	1/4" NPT
1361	1	25	4	1.8	None




1326

## NYLON RECOIL AIR HOSE

Part Number	ID		Length		Fittings
	in	mm	ft	m	
1326B	1/4	6	25	11	1/4" NPT
1327B	3/8	10	25	11	1/4" NPT

2300-4



## BALANCERS

Part Number	Capacity		Cable Length	
	lb	mm	in	m
2300-4B	2 - 4	0.9 - 1.8	5.2	1.6
2300-6	4 - 6	1.8 - 2.7	6.7	2
2300-8B	6 - 8	2.7 - 3.6	6.7	2



### HIGH-CAPACITY QUICK CHANGE COUPLERS

Part Number	Description	Thread
1316	Male Coupler Nipple	1/4" NPT
1317	Male Coupler Nipple	3/8" NPT
1318	Male Coupler Nipple	1/2" NPT
1391B	Quick Change Coupler	1/4" NPT
1392B	Quick Change Coupler	3/8" NPT
1393	Quick Change Coupler	1/2" NPT
1395	Female Coupler Nipple	1/4" NPT
1396	Female Coupler Nipple	3/8" NPT
1397	Female Coupler Nipple	1/2" NPT



### SIoux-PER SWIVEL

Allows the air hose to rotate 360° on 2 axes

#### Part No. 1338-25

1/4" non-regulated air swivel connector with safety pin design

#### Part No. 1338-38

3/8" non-regulated air swivel connector with safety pin design

#### Part No. 1338-50

1/2" non-regulated air swivel connector with safety pin design

#### Part No. 1338FC-25

1/4" regulated air swivel connector with safety pin design

### AIR MOTOR OIL FOR AIR TOOLS

#### Part No. 288

1/2 Pint

#### Part No. 288-1

1 Quart

#### Part No. 288-2

2 Liter



### GREASE

Part Number	Size
289A	1 Quart
289A-1	2 Pounds
289A-2	6 Pounds
1198	6 Ounces
1198-1	2 Pounds
1198-2	6 Pounds
1232A	3 Ounces
1232A-02	1 1/2 Ounces
1232A-04	4 Ounces
1232A-1	1 Quart
1232A-2	1 Gallon

### GREASE GUN

#### Part No. 442

Used on Impacts and Tools with greaseable gears



### FILTER, REGULATOR, LUBRICATOR ASSEMBLY

#### Part No. 1660

1/2" NPT fittings

Air flow: 30 - 75 cfm

Part Number	Description
1660B	Complete Air Control Unit, 1/2"PT
1661	Lubricator Only, 1/2"PT
1662A	Regulator with Gauge, 1/2"PT
1663	Manual Flex Drain Filter, 1/2"PT
1664	Manifold Block
1665	Connecting End Blocks
1666	Modular Sleeve ("O" Ring included)
1667	Automatic Drain - Optional
1668	Sleeve Wall Mounting Bracket



### FILTER, REGULATOR, LUBRICATOR ASSEMBLY

#### Part No. 1651MA

3/4" NPT air fittings

Air flow: over 75 cfm

Part Number	Description
1651MA	Complete Automatic Air Control Unit, 3/4" PT, larger capacity and float type filter for automatic drain
1652M	Lubricator only, 3/4" PT, 1 quart capacity
1654B	Regulator with Gauge, 3/4" PT
1653MA	Automatic Air Filter, 3/4" PT, automatic float drain empties when full

### AIR REGULATOR

#### Part No. 1335B

1/4" NPT Male / Female




### GREASE GUN

#### Part No. 439

Used with impact wrenches and multi-assembly angle tools.

For use with grease tube 1232A-04



### GREASE NOZZLE

#### Part No. 469A

Used with No. 468A grease gun





# SERVICE

## Factory Authorized Service

Sioux Tools has Authorized Service Distributors conveniently located throughout the U.S., Canada and internationally to provide you with service virtually anywhere, anytime. Each is staffed with professional tool repair technicians who know Sioux tools, inside and out, and are able to provide complete and comprehensive repairs.

Each location features the newest in testing and inspection equipment to ensure your tool is repaired and serviced properly... the first time. Every tool that is serviced or repaired is calibrated and tested to the latest standards guaranteeing you the best performance possible.

Contact customer service for a complete listing of Authorized Service Distributors.

# TRAINING

## Committed to your Success

To ensure your personnel are knowledgeable about not only Sioux products, but all air tools and products, Sioux Tools conducts training seminars that cover all aspects of the tools we sell. We offer introductory training seminars to help you understand our entire line of tools and their basic operation. Advanced training is tailored to individual needs to help build the skill of an experienced student. In addition, hands-on training is available with particular focus on troubleshooting and repairing.

Contact customer service for a additional information on Sioux Tools training seminars.

## Important Words About Safety for Users and Bystanders

Following these basic safety rules is a good start toward protecting yourself — and others in the vicinity — from injury while using tools.

Wear safety goggles  
Use the right tool  
Use the tool properly  
Maintain the tool regularly  
Keep tools away from children  
Do not use tools on live electrical circuits unless specifically designed for such use  
Read and follow instructions



THIS SYMBOL INDICATES PROHIBITED ACTION



DO NOT OVER-TORQUE  
NO PIPES OR LEVER  
EXTENSIONS



NO HAMMERING



NO PRYING



DO NOT STRIKE HARD  
OBJECTS



NO IMPACT/POWER DRIVE



DO NOT STEP IN OR ON  
DRAWERS



DO NOT OPEN MULTIPLE  
DRAWERS



DO NOT PULL TO MOVE



KEEP CHILDREN AWAY



THIS SYMBOL INDICATES MANDATORY ACTION



MANDATORY EAR PROTECTION



MANDATORY FACE SHIELD



MANDATORY MASK



MANDATORY RESPIRATOR



MANDATORY PROTECTIVE CLOTHING



MANDATORY PROTECTIVE GLOVES



MANDATORY EYE PROTECTION



MUST READ INSTRUCTIONS BEFORE USE



THIS SYMBOL INDICATES A HAZARD ALERT, GENERAL WARNING SIGN



VIBRATION HAZARD



RISK OF EXPLOSION



OVERHEAD/  
OVERLOAD HAZARD



RISK OF ELECTRIC SHOCK



RISK OF FIRE



RISK OF ENTANGLEMENT

Safety messages in this catalog use the guidelines of the American National Standard ANSI Z535.4 for Product Safety Signs and Labels and ANSI Z535.3 Criteria for Safety Symbols. Messages associated with specific products use a triangular hazard alert symbol, signal word (CAUTION, WARNING, DANGER) and how to avoid the hazard. Each message refers to pages (754-756) which provides additional safety symbols and three-part messages advising of:

- The hazard
- **How to avoid the hazard**
- *The probable consequence of not avoiding the hazard*

**PLEASE READ AND FOLLOW** these messages to avoid injury to yourself and bystanders.



## Electrical, Electronic Service

(pliers, cutters, mini-torch)

### ⚠️ WARNING



- Broken tips or cut material can fly.  
**Wear safety shield. (User and bystanders)**  
*Flying material can cause injury.*



- Material can cause sparks or flying particles when heated.  
**Wear safety goggles. (User and bystanders)**  
*Sparks and flying particles can cause injury.*



- Butane will explode or burn when ignited.  
Do not store butane at a temperature above 120°.



- Hold Butane away from body and face.**  
*Explosion or flames can cause injury.*



- Electrical shock hazard.  
**Do not use on live electrical circuits.**  
*Electrical shock can cause injury.*

## Extractors

### ⚠️ WARNING



- Drilling pilot holes, inserting extractors and using extractors can cause flying chips. Extractors can break if overloaded.

- Wear safety goggles. (User and bystanders)**  
**For hand use only.**

*Flying chips and broken tools can cause injury.*

## Gear Head Torque Multipliers

### ⚠️ WARNING

- Use of gear head torque multipliers for torque control may result in inaccurate torque application.

- For accurate control of torque use an Electrotork®, a Torqometer® or other measuring device located directly on the fastener.**

*Limited accuracy of the torque ratio of a gear head torque multiplier may cause improper preload of the fastener if it is used for torque control.*

## Hand Tools

### ⚠️ WARNING



- Chrome and industrial finish hand tools can break if overloaded or used for the wrong application.

- Wear safety goggles. (User and bystanders)**  
**Do not use chrome or industrial finish hand tools with power drivers.**

**Use only impact sockets and accessories with impact wrenches.**

**Use only power sockets and accessories with power wrenches.**

*Broken hand tools, sockets or accessories can cause injury.*

- Electrical shock hazard.  
**Do not use on live electrical circuits.**



*Electrical shock can cause injury.*

## Impact Drivers

### ⚠️ WARNING



- Impact drivers can cause tool breakage or flying objects.

- Wear safety goggles. (User and bystanders)**  
*Flying objects can cause injury.*



- Wear hearing protection. (User and bystanders)**

## Knives

### ⚠️ WARNING



- Blades are sharp and can cut. Blades can break causing flying objects.

- Wear safety goggles. (User and bystanders)**  
**Do not pry or bend blade.**

**Keep away from children.**

*Sharp edges and flying objects can cause injury.*

## Nut Splitters

### ⚠️ WARNING



- Use of impact wrench can cause nut splitter to break.

**Wear safety goggles. (User and bystanders)**

**Do not use with impact wrench.**

*Broken tools can cause injury.*



## Plastic Handled Tools

### ⚠️ WARNING



- Plastic handles do not protect from electrical shock.

**Do not use on live electrical circuits.**

*Electrical shock can cause injury.*

## Pliers/Cutters

### ⚠️ WARNING



- Broken tips or cut material can fly.

**Wear safety goggles. (User and bystanders)**

*Flying material can cause injury.*

## Prybars

### ⚠️ WARNING



- Prying can cause flying chips. Chipped or cracked prybars can cause flying chips. Prybars can chip if struck.

**Wear safety goggles. (User and bystanders)**

**Do not use pipe or lever extension.**

**Do not use a prybar if chipped or cracked.**

**Do not use a prybar as a punch or hammer.**

*Flying chips can cause injury.*



## Pullers, Presses

### ⚠️ WARNING



- Puller parts under stress can break.

**Wear safety goggles. (User and bystanders)**

*Broken parts can cause injury.*

## Ratchets

### ⚠️ WARNING

- Ratchet mechanism may slip or break if dirty. Mismatched or partially worn parts can cause ratchet to slip or break.

**Frequently inspect, clean and lubricate all non-sealed ratchet mechanisms with light oil.**

**Do not immerse sealed ratchet in fluids.**

**Do not replace worn parts individually, use entire contents of the service kit.**

*Ratchets that slip or break can cause injury.*

## Riveting, Sanding, Door Tools

### ⚠️ WARNING



- Riveting and nut setting tools can cause flying chips.

**Wear safety goggles. (User and bystanders)**

*Flying chips can cause injuries.*

## Scrapers

### ⚠️ WARNING



- Scrapers and putty knives can break if used for prying or chiseling.

**Wear safety goggles. (User and bystanders)**

**Do not use a scraper or putty knife as a prybar or chisel.**

*Broken tools can cause injury.*



## Screwdrivers

### ⚠️ WARNING



- Screwdrivers can break if used as prybar, chisel or punch.

**Wear safety goggles. (User and bystanders)**

**Do not use a screwdriver as a prybar, chisel or punch.**



*Broken screwdriver can cause injury.*



## Socket Usage









Select the proper type of socket for the application.

### WARNING

-  • **Hand Sockets** - All chrome plated sockets and black finished sockets identified as hand sockets are for hand use only.
  -  • **Impact Sockets** - Sockets designed for durability when used with impact drivers; use only impact sockets with impact drivers.
- Wear safety goggles. (Users and bystanders)**  
*Broken tools can cause injury.*



## Storage Units

### WARNING

-  • Storage units can tip or strike you.
-  **Do not open more than one loaded drawer at a time. Keep children away.**
-  **Close lid and lock drawers and doors before moving.**
-  **Apply brakes on locking casters when not moving unit.**
-  **Do not step in or on drawers.**
-  **Secure units together with fasteners.**
-  **Read and follow instruction manual.**
- Tippling of storage unit or unit striking you can cause injury.*
-  • Units edges can cut or pinch.
- Do not pull; push to move.**
- Wear gloves when lifting by edges.**
- Keep feet and fingers clear of edges when stacking, hanging or moving units.**
- Unit edges can cause injury.*

## Striking and Struck Tools, Punches/Chisels




### WARNING

-  • Striking and struck tools can break or chip. Chipped or mushroomed punch and chisel ends or metal weakened by improper grinding can fragment.
- Oversized hammer can chip the punch or chisel.**
- Wear safety goggles. (Users and bystanders)**
- Do not use punch or chisel having mushroomed ends; dress edges or mushroomed ends to original shape with a hand file.**
- Hammer head diameter should be approximately 3/8" larger than head of punch or chisel.**
- Flying objects can cause injury.*
-  • Steel punches and chisels can cause sparks during use.
- Do not use near flammable substance.**
- Flammable substances can ignite causing injury.*

## Power Tools




(impact wrenches, ratchets, hammers, sanders, grinders, cut-off tools)

### WARNING

-  • Power tools can cause flying particles
- Wear safety goggles (user and bystanders).**
- Flying particles can cause injury.*
-  • Power tools generate noise
- Wear hearing protection (user and bystanders).**
- Prolonged exposure to noise can cause hearing loss.*
-  • Power tools vibrate
- Avoid prolonged exposure to vibration.**
- Prolonged exposure to vibration can cause injury.*
- Improper use of power tools and accessories can cause broken tools
- Do not use without all guards in place.**
- Use accessories rated at tool RPM or higher.**
- Read and follow instructions before using power tools.**
- Broken tools can cause injury.

## Hammers

### WARNING

-  • Hammers can cause flying chips. Chipped, mushroomed or cracked hammers can cause flying chips. Glancing blows can cause flying chips. Striking hard surface can cause flying chips. Body hammers can chip or break if struck against hard surfaces.
-  **Wear safety goggles. (Users and bystanders)**
- Do not use chipped, mushroomed or cracked hammers.**
- Strike squarely and avoid glancing blows.**
- Do not strike other hammers or similar hard surfaces.**
- Use body hammers only for striking automotive type sheet metal; do not strike hard surfaces.**
- Flying chips can cause injury.*
-  • Steel hammers can cause sparks during use.
- Do not use near flammable substance.**
- Flammable substances can ignite causing injury.*
- COMPOTHANE® or urethane hammers can rupture or ignite if exposed to liquid oxygen.
- Do not use COMPOTHANE® or urethane hammers near liquid oxygen.**
- Ruptured and/or ignited COMPOTHANE® or urethane can cause injury.*


## Threading

### WARNING

-  • Threading and rethreading tools can cause flying chips.
- Wear safety goggles. (Users and bystanders)**
- Flying chips can cause injury.*



## Torque Testers

### WARNING

-  • Calibration weights can cause tester and its base to tip.
- Wear safety goggles. (Users and bystanders)**
- Counterbalance or anchor mounting base.**
- Tippling base can cause injury.*



## Torque Wrenches

### WARNING

-  • Overtorquing can cause breakage. Wrench can break while breaking fasteners loose. Force against flex stops on flex head torque wrenches can cause head breakage. An out of calibration torque wrench can cause part or tool breakage.
-  **Wear safety goggles. (Users and bystanders)**
- Do not exceed rated torque.**
- Do not use a torque wrench to break fasteners loose.**
- Do not force head of flex head torque wrenches against stops.**
- Periodic recalibration is necessary to maintain accuracy.**
- Broken tools can cause injury.*

## Wrenches

### WARNING

-  • Excess force can cause crowfoot or flare nut wrench slippage.
-  **Do not over-torque, no pipes or lever extensions.**
- Use only moderate force on crowfoot and flare nut wrenches.**
- Broken or slipping wrenches can cause injury.*
- Slimline wrenches can break if overloaded.
- Wear safety goggles. (Users and bystanders)**
- Broken wrench jaw can cause injury.*

# Contents: Tools@Height Set WSC-409-THTB

## Refer to Master Sets Section Page 14 for Photo and Description

Note: WSC-409-TH Includes All Tools Only, Without Tool Storage Cabinets

Product Code	Description	Product Code	Description	Product Code	Description	Product Code	Description
1184-TH	T@H COMB WRENCH 12PT 1-3/4	30206-TH	T@H 1/4Dr Std SKT 12Pt 3/16"	33232-TH	T@H 3/4Dr Std SKT 12Pt 1"	B-52EHLA-TH	3/8 DR ENCL HEAD RAT 10-1/2
1186-TH	T@H COMB WRENCH 12PT 1-13/16	30207-TH	T@H 1/4Dr Std SKT 12Pt 7/32"	33234-TH	T@H 3/4Dr Std SKT 12Pt 1-1/16	B-70-TH	3/8 DR RATCHET SPINNER
1188-TH	T@H COMB WRENCH 12PT 1-7/8	30208-TH	T@H 1/4Dr Std SKT 12Pt 1/4"	33236-TH	T@H 3/4Dr Std SKT 12Pt 1-1/8"	BKT-250HLV	Safe Bucket 250Lb Load Hk/Loop
1190-TH	T@H COMB WRENCH 12PT 2	30209-TH	T@H 1/4Dr Std SKT 12Pt 9/32"	33238-TH	T@H 3/4Dr Std SKT 12Pt 1-3/16	C-10-TH	T@H Cold Chisel 5/16"
1208RC-TH	T@H Rat Comb Wrench 12Pt 1/4"	30210-TH	T@H 1/4Dr Std SKT 12Pt 5/16"	33240-TH	T@H 3/4Dr Std SKT 12Pt 1-1/4"	C-12-TH	T@H Cold Chisel 3/8"
1208SC-TH	T@H Comb Wrench 12Pt 1/4	30211-TH	T@H 1/4Dr Std SKT 12Pt 11/32"	33242-TH	T@H 3/4Dr Std SKT 12Pt 1-5/16	C-15-TH	T@H Cold CHISEL 7/16"
1-210-08-2-2-TH	T@H 8" Half Rd File W/Handle	30212-TH	T@H 1/4Dr Std SKT 12Pt 3/8"	33244-TH	T@H 3/4Dr Std SKT 12Pt 1-3/8"	C-16-TH	T@H Cold Chisel 1/2"
1210RC-TH	T@H Rat Comb Wrench 12Pt 5/16"	30214-TH	T@H 1/4Dr Std SKT 12Pt 7/16"	33246-TH	T@H 3/4Dr Std SKT 12Pt 1-7/16	C-20-TH	T@H Cold Chisel 5/8"
1210SC-TH	T@H Comb Wrench 12Pt 5/16"	30216-TH	T@H 1/4Dr Std SKT 12Pt 1/2"	33248-TH	T@H 3/4Dr Std SKT 12Pt 1-1/2"	C-24-TH	T@H Cold Chisel 3/4"
1212RC-TH	T@H Rat Comb Wrench 12Pt 3/8"	30218-TH	T@H 1/4Dr Std SKT 12Pt 9/16"	33252-TH	T@H 3/4Dr Std SKT 12Pt 1-5/8"	C-83-TH	T@H PINCH BAR 7/8 FLAT 19-5/8
1212SC-TH	T@H Sc Comb Wrench 12-Pt 3/8"	30406-TH	T@H 1/4Dr Dp SKT 12Pt 3/16"	33256-TH	T@H 3/4Dr Std SKT 12Pt 1-3/4"	C-84-TH	T@H PINCH BAR 1 FLAT 29 3/4
1214RC-TH	T@H Rat Comb Wrench 12Pt 7/16"	30407-TH	T@H 1/4Dr Dp SKT 12Pt 7/32"	33258-TH	T@H 3/4Dr Std SKT 12Pt 1-13/16	CC-402C-TH	T@H C-CLAMP COOPER SCREW 2
1214SC-TH	T@H Sc Comb Wrench 12 Pt 7/16"	30408-TH	T@H 1/4Dr Dp SKT 12Pt 1/4"	33260-TH	T@H 3/4Dr Std SKT 12Pt 1-7/8"	CC-404C-TH	T@H C-CLAMP WOOPER SCREW 4
1216RC-TH	T@H Rat Comb Wrench 12Pt 1/2"	30409-TH	T@H 1/4Dr Dp SKT 12Pt 9/32"	33264-TH	T@H 3/4Dr Std SKT 12Pt 2"	CW-4-TH	T@H CHAIN WRENCH
1216SC-TH	T@H Sc Comb Wrench 12 Pt 1/2"	30410-TH	T@H 1/4Dr Dp SKT 12Pt 5/16"	35100-TH	T@H 3/8" Dr Hex Bit Skt 1/8"	DR-1X3.5-10PK	D-Ring 10-Pack
1218RC-TH	T@H Rat Comb Wrench 12Pt 9/16"	30411-TH	T@H 1/4Dr Dp SKT 12Pt 11/32"	35101-TH	T@H 3/8" Dr Hex Bit Skt 9/64"	EXT-HARDHAT-10PK	Hard Hat Tether 10-Pack
1218SC-TH	T@H Sc Comb Wrench 12 Pt 9/16"	30412-TH	T@H 1/4Dr Dp SKT 12Pt 3/8"	35102-TH	T@H 3/8" Dr Hex Bit Skt 5/32"	FL-1-TH	T@H Flashlight
1220RC-TH	T@H Rat Comb Wrench 12Pt 5/8"	30414-TH	T@H 1/4Dr Dp SKT 12Pt 7/16"	35103-TH	T@H 3/8" Dr Hex Bit Skt 3/16"	GS-1-TH	T@H MASTER FEELER GAUGE SET
1220SC-TH	T@H Sc Comb Wrench 12 Pt 5/8"	30416-TH	T@H 1/4Dr Dp SKT 12Pt 1/2"	35104-TH	T@H 3/8" Dr Hex Bit Skt 7/32"	GS-3-TH	T@H COMB FEELER GAUGE SET
1222RC-TH	T@H Rat Comb Wrench 12Pt 11/16"	30418-TH	T@H 1/4Dr Dp SKT 12Pt 9/16"	35105-TH	T@H 3/8" Dr Hex Bit Skt 1/4"	H-10-TH	T@H 3/4 DR EXTENSION, 8"
1222SC-TH	T@H Sc Comb Wrench 12 Pt 11/16"	31142-TH	T@H 3/8Dr U-Jt SKT 12-PT 3/8"	35106-TH	T@H 3/8" Dr Hex Bit Skt 5/16"	H-115-TH	T@H 3/4 DR EXTENSION 15-1/2"
1224RC-TH	T@H Rat Comb Wrench 12Pt 3/4"	31144-TH	T@H 3/8Dr U-Jt SKT 12-PT 7/16"	35107-TH	T@H 3/8" Dr Hex Bit Skt 3/8"	H-41AA-TH	T@H 3/4 DR FLEX HANDLE CHROME
12144C-TH	T@H Sc Comb Wrench 12 Pt 3/4"	31146-TH	T@H 3/8Dr U-Jt SKT 12-PT 1/2"	35202-TH	T@H 1/2" Dr Hex Bit Skt 1/2"	H-51B-TH	T@H 3/4 DR RATCHET
1226RC-TH	T@H Rat Comb Wrench 12Pt 13/16"	31148-TH	T@H 3/8Dr U-Jt SKT 12-PT 9/16"	35203-TH	T@H 1/2" Dr Hex Bit Skt 9/16"	HOL-1TOOLBLTRET	SHRINK LINK 1.5 x 3" - 25 PACK
1226SC-TH	T@H Sc Comb Wrench 12 Pt 13/16"	31150-TH	T@H 3/8Dr U-Jt SKT 12-PT 5/8"	35204-TH	T@H 1/2" Dr Hex Bit Skt 5/8"	HOL-2TOOLBLTRET	SHRINK LINK 1" x 1.75" 25 PACK
1228RC-TH	T@H Rat Comb Wrench 12Pt 7/8"	31152-TH	T@H 3/8Dr U-Jt SKT 12-PT 11/16"	35206-TH	T@H 1/2" Dr Hex Bit Skt 3/4"	HOL-TAPERRET	Tape Meas Holster W/Retractor
1228SC-TH	T@H Sc Comb Wrench 12 Pt 7/8"	31154-TH	T@H 3/8Dr U-Jt SKT 12-PT 3/4"	35208-TH	T@H 1/2" Dr Hex Bit Skt 1/4"	HPD-1-TH	T@H Power DR HAMMER 1 Lb
1-230-08-2-2-TH	T@H 8" Round File W/Handle	31208-TH	T@H 3/8Dr Std SKT 12Pt 1/4"	35210-TH	T@H 1/2" Dr Hex Bit Skt 5/16"	HPD-2-TH	T@H Power DR HAMMER 2 Lb
1230RC-TH	T@H Rat Comb Wrench 12Pt 15/16"	31210-TH	T@H 3/8Dr Std SKT 12Pt 5/16"	35212-TH	T@H 1/2" Dr Hex Bit Skt 3/8"	HPD-3-TH	T@H Power DR HAMMER 3 Lb
1230SC-TH	T@H Sc Comb Wrench 12 Pt 15/16"	31212-TH	T@H 3/8Dr Std SKT 12 Pt 3/8"	35214-TH	T@H 1/2" Dr Hex Bit Skt 7/16"	HPD-4-TH	T@H Power DR HAMMER 4 Lb
1232RC-TH	T@H Rat Comb Wrench 12Pt 1"	31214-TH	T@H 3/8Dr Std SKT 12Pt 7/16"	3716-TH	T@H Dbl OE Angle Wr 1/2"	HSS-1.5A-TH	T@H 1.5# BRZ HAMMER 10# FBRLGS
1232SC-TH	T@H Sc Comb Wrench 12 Pt 1"	31216-TH	T@H 3/8Dr Std SKT 12Pt 1/2"	3718-TH	T@H Dbl OE Angle Wr 9/16"	IMI-1-TH	T@H Inspection Mirror
1234SC-TH	T@H Sc Comb Wrench 12-Pt 1-1/16	31218-TH	T@H 3/8Dr Std SKT 12Pt 9/16"	3720-TH	T@H Dbl OE Angle Wr 5/8"	M-102-TH	T@H 1/4 DR EXTENSION 2"
1236SC-TH	T@H Sc Comb Wrench 12-Pt 1-1/8	31220-TH	T@H 3/8Dr Std SKT 12Pt 5/8"	3722-TH	T@H Dbl OE Angle Wr 11/16"	M-104-TH	T@H 1/4 DR EXTENSION, 4"
1240SC-TH	T@H Sc Comb Wrench 12-Pt 1-1/4	31222-TH	T@H 3/8Dr Std SKT 12Pt 11/16"	3724-TH	T@H Dbl OE Angle Wr 3/4"	M-115-TH	T@H 1/4 DR EXTENSION 6"
1242-TH	T@H COMB WRCH 12PT 1-5/16	31224-TH	T@H 3/8Dr Std SKT 12Pt 3/4"	3726-TH	T@H Dbl OE Angle Wr 13/16"	M-140A-TH	T@H 1/4 DR UNIVERSAL JOINT
1244-TH	T@H COMB WRCH 12PT 1-3/8	31226-TH	T@H 3/8Dr Std SKT 12Pt 13/16"	3728-TH	T@H Dbl OE Angle Wr 7/8"	M-52EHA-TH	T@H 1/4 Dr Ratchet
1246-TH	T@H COMB WRCH 12PT 1-7/16	31228-TH	T@H 3/8Dr Std SKT 12Pt 7/8"	3732-TH	T@H Dbl OE Angle Wr 1"	O-471-TH	T@H ADJ PIN SPANNER 3/4 TO 2
1248-TH	T@H COMB WRENCH 12PT 1-1/2	31230-TH	T@H 3/8Dr Std SKT 12Pt 15/16"	3734-TH	T@H Dbl OE Angle Wr 1 1/16"	O-472-TH	T@H ADJ PIN SPANNER 1-1/4 TO 3
12-610	3/8 DR DEEP IMP SKT 6-PT 5/16"	31232-TH	T@H 3/8Dr Std SKT 12Pt 1"	3736-TH	T@H Dbl OE Angle Wr 1 1/8"	O-474A-TH	T@H ADJ PIN SPNR 4-1/2 TO 6-1/4
12-612	3/8 DR DEEP IMP SKT 6-PT 3/8"	31408-TH	T@H 3/8Dr Dp SKT 12Pt 1/4"	3740-TH	T@H Dbl OE Angle Wr 1 1/4"	O-474-TH	T@H ADJ PIN SPANNER 2 TO 4-3/4
12-614	3/8 DR DEEP IMP SKT 6-PT 7/16"	31410-TH	T@H 3/8Dr Dp SKT 12Pt 5/16"	3744-TH	T@H Dbl OE Angle Wr 1 3/8"	P-10-TH	T@H Solid Punch 5/16 Point 6"
12-616	3/8 DR DEEP IMP SKT 6-PT 1/2"	31412-TH	T@H 3/8Dr Dp SKT 12Pt 3/8"	3746-TH	T@H Dbl OE Angle Wr 1 7/16"	P-14-TH	T@H Solid Punch 5/8 Point 5"
12-618	3/8 DR DEEP IMP SKT 6-PT	31414-TH	T@H 3/8Dr Dp SKT 12Pt 7/16"	3748-TH	T@H Dbl OE Angle Wr 1 1/2"	P-15-TH	T@H Solid Punch 5/32 Point 5"
12-620	3/8 DR DEEP IMP SKT 6-PT	31416-TH	T@H 3/8Dr Dp SKT 12Pt 1/2"	40000-TH	T@H SCRAPER	P-16-TH	T@H Solid Punch 3/16 Point 5"
12-622	3/8 DR DEEP IMP SKT 6-PT	31418-TH	T@H 3/8Dr Dp SKT 12Pt 9/16"	4-2F	1/2 DR IMPACT ADPR1/2 FX3/8	P-17-TH	T@H Solid Punch 1/4 Point 5"
12-624	3/8 DR DEEP IMP SKT 6-PT	31420-TH	T@H 3/8Dr Dp SKT 12Pt 5/8"	4-616	1/2 DR IMPACT SKT 6-PT 1/2	P-18-TH	T@H SOLID PUNCH 3/8 POINT 5"
14-612	1/2 DR DEEP IMP SKT 6-PT 3/8"	31422-TH	T@H 3/8Dr Dp SKT 12Pt 11/16"	4-618	1/2 DR IMPACT SKT 6-PT 9/16	P-38-TH	T@H CENTER PUNCH 1-1/4 TO 3-1/8
14-614	1/2 DR DEEP IMP SKT 6-PT 7/16"	31424-TH	T@H 3/8Dr Dp SKT 12Pt 3/4"	4-620	1/2 DR IMPACT SKT 6-PT 5/8"	P-39-TH	T@H CENTER PUNCH 5/16 PT 4-1/4"
14-616	1/2 DR DEEP IMP SKT 6-PT 1/2"	31426-TH	T@H 3/8Dr Dp SKT 12Pt 13/16"	4-622	1/2 DR IMPACT SKT 6-PT 11/16"	P-40-TH	T@H Center Punch 3/8 Point 5"
14-618	1/2 DR DEEP IMP SKT 6-PT 9/16"	31428-TH	T@H 3/8Dr Dp SKT 12Pt 7/8"	4-624	1/2 DR IMPACT SKT 6-PT 3/4"	P-4-TH	T@H Pin Punch 1/4 Point 5-3/4"
14-620	1/2 DR DEEP IMP SKT 6-PT 5/8"	31430-TH	T@H 3/8Dr Dp SKT 12Pt 5/16"	4-626	1/2 DR IMPACT SKT 6-PT 13/16"	P-5-TH	T@H PIN PUNCH 5/32 POINT 5"
14-622	1/2 DR DEEP IMP SKT 6-PT 11/16"	31432-TH	T@H 3/8Dr Dp SKT 12Pt 1"	4-628	1/2 DR IMPACT SKT 6-PT 7/8"	P-6-TH	T@H Pin Punch 3/4 Point 5-1/4"
14-624	1/2 DR DEEP IMP SKT 6-PT 3/4"	319-TH	T@H HACKSAW FRAME ERGO/NEW	4-630	1/2 DR IMPACT SKT 6-PT 15/16"	P-8-TH	T@H Pin Punch 1/4 Point 5-3/4"
14-626	1/2 DR DEEP IMP SKT 6-PT 13/16"	32212-TH	T@H 1/2Dr Std SKT 12Pt 3/8"	4-632	1/2 DR IMPACT SKT 6-PT 1"	PCH-PARTS-CC	SMALL PARTS POUCH - CANVAS
14-628	1/2 DR DEEP IMP SKT 6-PT 7/8"	32214-TH	T@H 1/2Dr Std SKT 12Pt 7/16"	4-634	1/2 DR IMPACT SKT 6-PT 1-1/16	PCH-TOOLTRIG	Tool Pouch W/ Triggers (Blr)
14-630	1/2 DR DEEP IMP SKT 6-PT 15/16"	32216-TH	T@H 1/2Dr Std SKT 12Pt 1/2"	4-636	1/2 DR IMPACT SKT 6-PT 1-1/8"	PL-126C-TH	CURVED CHAIN NOSE Pliers 6-1/4"
14-632	1/2 DR DEEP IMP SKT 6-PT 1"	32218-TH	T@H 1/2Dr Std SKT 12Pt 9/16"	471-TH	T@H ADJ HOOK SPANNER 3/4 TO 2	PL-149C-TH	DUCKBILL PLIERS, Short Nose, 8"
14-634	1/2 DR DP IMP SKT 6-PT 1-1/16"	32220-TH	T@H 1/2Dr Std SKT 12Pt 5/8"	472-TH	T@H ADJ HK SPANNER 1-1/4 TO 3	PL-1519C-TH	T@H Utility SPJT Pliers, 10"
14-636	1/2 DR DP IMP SKT 6-PT 1-1/8"	32222-TH	T@H 1/2Dr Std SKT 12Pt 11/16"	474A-TH	T@H ADJ HK SPNR 4-1/2 TO 6-1/2	PL-1520C-TH	T@H Utility SPJT Pliers, 12"
1-476-04-3-2-TH	T@H SET 4" FILES WITH HANDLES	32224-TH	T@H 1/2Dr Std SKT 12Pt 3/4"	474-TH	T@H ADJ HK SPANNER 2 TO 4-3/4"	PL-1523C-TH	T@H Utility SPJT Pliers, 16"
20542-TH	T@H 8 Oz BL PN Fagl Hdl Hammr	32226-TH	T@H 1/2Dr Std SKT 12Pt 13/16"	482-TH	T@H ADJ FACE SPANNER 2	PL-1524C-TH	T@H Utility SPJT Pliers, 16"
20543-TH	T@H 12 Oz BL PN Fagl Hdl Hammr	32228-TH	T@H 1/2Dr Std SKT 12Pt 7/8"	483-TH	T@H ADJ FACE SPANNER 3	PL-47C-TH	T@H DIAG. CUT PLIERS, REG., 7"
20544-TH	T@H 16 Oz BL PN Hammer	32230-TH	T@H 1/2Dr Std SKT 12Pt 15/16"	484-TH	T@H ADJ FACE SPANNER 4	PL-57C-TH	T@H DIAG. CUT PLIERS, Hl LVRG,
20545-TH	T@H 20 Oz BL PN Hammer	32232-TH	T@H 1/2Dr Std SKT 12Pt 1"	6-4A	3/4DR IMPACT ADPR 3/4 FX1/2M	PL-8C-TH	T@H COMB. SLIP-JOINT PLIERS, 8"
20546-TH	T@H 32 Oz BL PN Fagl HNDL HMRR	32234-TH	T@H 1/2Dr Std SKT 12Pt 1-1/16"	7029B-TH	T@H Box Wr, 12-Pt, 11/16 X 3/4	QC-WRDBLU-10PK	Quick-Wrap Tape 10-Pack
20672-TH	T@H 32 Oz Drilling Hammer	32236-TH	T@H 1/2Dr Std SKT 12Pt 1-1/8"	7033C-TH	T@H Box Wr, 12-Pt, 15/16 X 1"	RB-1214-TH	T@H RAT BOX WRCH 6PT 3/8X7/16
23302-TH	T@H CURV LCK PLIERS W/CUTTR 7"	32238-TH	T@H 1/2Dr Std SKT 12Pt 1-3/16"	7038-TH	T@H Box Wr, 12-Pt, 1-1/8 X 3/16	RB-1618-TH	T@H RAT BOX WRCH 6-PT 1/2X9/16
23303-TH	T@H CURV LCK PLIERS W/CUTR 10"	32240-TH	T@H 1/2Dr Std SKT 12Pt 1-1/4"	7039B-TH	T@H BoxWr, 12-Pt 1-1/4 X 1-5/16	RB-2022-TH	T@H RAT BOX WRCH 12-PT 5/8X11"
23310-TH	T@H LG NOSE LCK PLIER W/CUTR 9"	32242-TH	T@H 1/2Dr Std SKT 12Pt 1-5/16"	7723-TH	T@H BoxWr, 12-Pt 3/8X7/16	RB-2428-TH	T@H RAT BOX WRCH 12-PT 3/4X7/8
23321-TH	T@H CLMP LCK PLIER REG TIP 11"	32244-TH	T@H 1/2Dr Std SKT 12Pt 1-3/8"	7725B-TH	T@H Box Wr, 12-Pt, 1-2 X 9/16	RB-810-TH	T@H RAT BOX WRCH 6-PT 3/4X5/16
23503-TH	T@H FRT END STRIP-CUT/CRIMPER	32246-TH	T@H 1/2Dr Std SKT 12Pt 1-7/16"	7727A-TH	T@H Box Wr, 12-Pt, 5/8 X 1 1/16"	S-102P-TH	T@H 1/2 DR EXTENSION 2"
23506-TH	T@H HD Stripper/Cutter 10-20	32248-TH	T@H 1/2Dr Std SKT 12Pt 1-1/2"	7731B-TH	T@H Box Wr, 12-Pt, 13/16 X 7/8"	S-110P-TH	T@H 1/2 DR EXTENSION 5-1/2"
24401-TH	T@H Nutdrr 3/16 X 3" Cush Grip	32412-TH	T@H 1/2Dr Dp SKT 12Pt 3/8"	900T-094-TH	T@H T HANDLE HEX 3/32	S-115P-TH	T@H 1/2 DR EXTENSION 10"
24403-TH	T@H Nutdrr 1/4 X 3" Cush Grip	32414-TH	T@H 1/2Dr Dp SKT 12Pt 7/16"	900T-109-TH	T@H T HANDLE HEX 7/64	S-140A-TH	T@H 1/2 DR UNIVERSAL JOINT
24405-TH	T@H Nutdrr 5/16 X 3" Cush Grip	32416-TH	T@H 1/2Dr Dp SKT 12Pt 1/2"	900T-125-TH	T@H T HANDLE HEX 1/8	S-41AA-TH	T@H 1/2 Dr Flex Handle 15-1/2"
24407-TH	T@H Nutdrr 11/32 X 3" Cush Grp	32418-TH	T@H 1/2Dr Dp SKT 12Pt 9/16"	900T-141-TH	T@H T HANDLE HEX 9/64	S-52EHA-TH	T@H 1/2 Dr Encl Hd Rat 10-3/8"
24409-TH	T@H Nutdrr 3/8 X 3" Cush Grip	32420-TH	T@H 1/2Dr Dp SKT 12Pt 5/8"	900T-156-TH	T@H T HANDLE HEX 5/32	SDE-43-TH	T@H SCREWDRIVER ELECTRC 3"
24411-TH	T@H Nutdrr 7/16 X 3" Cush Grip	32422-TH	T@H 1/2Dr Dp SKT 12Pt 11/16"	900T-188-TH	T@H T HANDLE HEX 3/16"	SDP-1-3-TH	T@H #1 X 3 Phillips Scrd
24413-TH	T@H Nutdrr 1/2 X 3" Cush Grip	32424-TH	T@H 1/2Dr Dp SKT 12Pt 3/4"	900T-219-TH	T@H T HANDLE HEX 7/32	SDP-2-4-TH	T@H #2 X 4 Phillips Scrd
2-4A	3/8 DR IMP ADAPTER 3/8FX1/2M	32426-TH	T@H 1/2Dr Dp SKT 12Pt 13/16"	900T-250-TH	T@H T HANDLE HEX 1/4"	SDP-2-8-TH	T@H #2 X 8 Phillips Scrd
2535L-TH	T@H BAHCO MAGNETC PICK-UP TOOL	32428-TH	T@H 1/2Dr Dp SKT 12Pt 7/8"	900T-313-TH	T@H T HANDLE HEX 20 5/16"	SDP-3-6-TH	T@H #3 X 6 Phillips Scrd
2-610	3/8 DR IMPACT SKT 6-PT 5/16"	32430-TH	T@H 1/2Dr Dp SKT 12Pt 15/16"	900T-375-TH	T@H T HANDLE HEX.24 3/8"	SDR-22-TH	T@H 3/16 X 3 Rd Slot Scrd
2-612	3/8 DR IMPACT SKT 6-PT 3/8"	32432-TH	T@H 1/2Dr Dp SKT 12Pt 1"	AP			



## Contents: Tools@Height Set WSC-409-THTB (con't)

Product Code	Description	Product Code	Description	Product Code	Description	Product Code	Description
ST-818-TH	T@H 1/2 DR STD SKT 8-PT 9/16	VR-ZATTACHMID	Tool Cinch	WTHL1	Web Strap Tether W/2 Snp Hooks	XFN-0810-TH	T@H Fir Nut Wrench 1/4 X 5/16"
ST-820-TH	T@H 1/2 DR STD SKT 8-PT 5/8	W40RC7	40" ROLLER CABINET 7 DRAWERS	WTHL2	Web Strap Teth W/1 Hook 1/Loop	XFN-1214-TH	T@H Fir Nut Wr, 3/8 X 7/16
ST-822-TH	T@H 1/2 DR STD SKT 8-PT 11/16	W40TC4	40" TOP CHEST WITH 4 DRAWERS	WTHPR1	T@H Pin Release Tool	XFN-1618-TH	T@H Fir Nut Wr, 1/2 X 9/16
ST-824-TH	T@H 1/2 DR STD SKT 8-PT 13/16	WS-45-TH	FOLDING HEX KEY SET	WTHRET1/CLIPS	Bag Of 25 Clips For Wthuniret1	XFN-2022-TH	T@H Fir Nut Wr, 5/8 X 11/16
ST-826-TH	T@H 1/2 DR STD SKT 8-PT 3/4	WS-46-TH	T@H Hex Key Set, 9-Pcs	WTHRET2/CLIPS	Bag Of 25 Clips For Wthuniret2	XFN-2432-TH	T@H Fir Nut Wr, 3/4 X 1"
ST-828-TH	T@H 1/2 DR STD SKT 8-PT 7/8	WTHCARA15	3/4" Tether W 2 Sst Carabiners	WTHUNIRET1	Retract Teth W Universal Loop		
ST-830-TH	T@H 1/2 DR STD SKT 8-PT 15/16	WTHCARA25	1" Tether W 2 Sst Carabiners	WTHUNIRET2	Retract Teth W Universal Loop		
ST-832-TH	T@H 1/2 DR STD SKT 8-PT 1"	WTHCARA30	Hd Lanyard W 2 Sst Carabiners	WTHWS1	Adj Wrist Strap W/ D Ring		

## Contents: Tools@Height Set WSC-225-THTB

### Refer to Master Sets Section Page 15 for Photo and Description

Note: WSC-225-TH Includes All Tools Only, Without Tool Storage Cabinets

Product Code	Description	Product Code	Description	Product Code	Description	Product Code	Description
1-143-08-1-2-TH	T@H 8" Mill File W/Handle	30408-TH	T@H 1/4Dr Dp SKT 12Pt 1/4"	32242-TH	T@H 1/2Dr Std Skt 12Pt 1-5/16	IMI-1TH	T@H Inspection Mirror
1180-TH	T@H COMB WRENCH 12PT 1-5/8	30409-TH	T@H 1/4Dr Dp SKT 12Pt 9/32"	32244-TH	T@H 1/2Dr Std Skt 12Pt 1-3/8	M-104-TH	T@H 1/4 DR. EXTENSION, 4
1-210-08-2-2-TH	T@H 8" Half Rd File W/Handle	30410-TH	T@H 1/4Dr Dp SKT 12Pt 5/16"	32246-TH	T@H 1/2Dr Std Skt 12Pt 1-7/16	M-140A-TH	T@H 1/4 DR. UNIVERSAL JOINT
1210SC-TH	T@H Comb Wrench 12Pt 5/16	30411-TH	T@H 1/4Dr Dp SKT 12Pt 11/32"	32248-TH	T@H 1/2Dr Std Skt 12Pt 1-1/2"	M-52EHA-TH	T@H 1/4 Dr Ratchet
1212RC-TH	T@H Rat Comb Wrench 12Pt 3/8"	30412-TH	T@H 1/4Dr Dp SKT 12Pt 3/8"	35100-TH	T@H 3/8" Dr Hex Bit Skt 1/8"	P-10-TH	T@H Pin Punch 5/16 Point 6
1212SC-TH	T@H SC Comb Wrench 12Pt 3/8	30414-TH	T@H 1/4Dr Dp SKT 12Pt 7/16"	35101-TH	T@H 3/8" Dr Hex Bit Skt 9/64"	P-14-TH	T@H Solid Punch 3/8 Point 5
1214RC-TH	T@H Rat Comb Wrench 12Pt 7/16"	30416-TH	T@H 1/4Dr Dp SKT 12Pt 1/2"	35102-TH	T@H 3/8" Dr Hex Bit Skt 5/32"	P-16-TH	T@H Solid Punch 3/16 Point 5
1214SC-TH	T@H SC Comb Wrench 12 Pt 7/16	30418-TH	T@H 1/4Dr Dp SKT 12Pt 9/16"	35103-TH	T@H 3/8" Dr Hex Bit Skt 3/16"	P-18-TH	T@H SOLID PUNCH 3/8 POINT 5
1216RC-TH	T@H Rat Comb Wrench 12Pt 1/2"	31142-TH	T@H 3/8Dr U-Jt SKT 12-PT 3/8	35104-TH	T@H 3/8" Dr Hex Bit Skt 7/32"	P-39-TH	T@H CENTER PUNCH 5/16 PT 4-1/4
1216SC-TH	T@H SC Comb Wrench 12 Pt 1/2"	31144-TH	T@H 3/8Dr U-Jt SKT 12-PT 7/16	35105-TH	T@H 3/8" Dr Hex Bit Skt 1/4"	P-40-TH	T@H Center Punch 3/8 Point 5
1218RC-TH	T@H Rat Comb Wrench 12Pt 9/16"	31146-TH	T@H 3/8Dr U-Jt SKT 12-PT 1/2	35106-TH	T@H 3/8" Dr Hex Bit Skt 5/16"	P-4-TH	T@H Pin Punch 1/8 Point 4-3/4
1218SC-TH	T@H SC Comb Wrench 12 Pt 9/16	31148-TH	T@H 3/8Dr U-Jt SKT 12-PT 9/16	35107-TH	T@H 3/8" Dr Hex Bit Skt 3/8"	P-6-TH	T@H Pin Punch 3/16 Point 5-1/4
1220RC-TH	T@H Rat Comb Wrench 12Pt 5/8"	31150-TH	T@H 3/8Dr U-Jt SKT 12-PT 5/8	3716-TH	T@H Dbl OE Angle Wr 1/2	PCH-PARTS-CC	SMALL PARTS POUCH - CANVAS
1220SC-TH	T@H SC Comb Wrench 12 Pt 5/8"	31152-TH	T@H 3/8Dr U-Jt SKT 12-PT 11/16	3718-TH	T@H Dbl OE Angle Wr 9/16	PCH-TOOLTRIG	Tool Pouch W/ Triggers (Belt)
1222RC-TH	T@H Rat Comb Wrench 12Pt 11/16	31154-TH	T@H 3/8Dr U-Jt SKT 12-PT 3/4	3720-TH	T@H Dbl OE Angle Wr 5/8	PL-149C-TH	DUCKBILL PLIERS, SHORT NOSE, 8
1222SC-TH	T@H SC Comb Wrench 12 Pt 11/16	31208-TH	T@H 3/8Dr Std SKT 12Pt 1/4"	3722-TH	T@H Dbl OE Angle Wr 11/16	PL-1519C-TH	T@H Utility SPJT Pliers, 5
1224RC-TH	T@H Rat Comb Wrench 12Pt 3/4"	31210-TH	T@H 3/8Dr Std SKT 12Pt 5/16"	3724-TH	T@H Dbl OE Angle Wr 3/4	PL-1520C-TH	T@H Utility SPJT Pliers, 10
1224SC-TH	T@H SC Comb Wrench 12 Pt 3/4"	31212-TH	T@H 3/8Dr Std SKT 12 Pt 3/8"	3726-TH	T@H Dbl OE Angle Wr 13/16	PL-47C-TH	T@H DIAG. CUT PLIERS, REG. 7
1226SC-TH	T@H SC Comb Wrench 12 Pt 13/16	31214-TH	T@H 3/8Dr Std SKT 12Pt 7/16"	3728-TH	T@H Dbl OE Angle Wr 7/8	PL-57C-TH	T@H DIAG. CUT PLIERS, HI LVRG.
1228SC-TH	T@H SC Comb Wrench 12 Pt 7/8	31216-TH	T@H 3/8Dr Std SKT 12Pt 1/2"	3732-TH	T@H Dbl OE Angle Wr 1"	PL-6C-TH	T@H COMB. SLIP-JOINT PLIERS, 8
1-230-08-2-2-TH	T@H 8" Round File W/Handle	31218-TH	T@H 3/8Dr Std SKT 12Pt 9/16"	3734-TH	T@H Dbl OE Angle Wr 1 1/16	QW-HDBLU1-10PK	Quick-Wrap Tape 10-Pack
1230SC-TH	T@H Sc Comb Wrench 12 Pt 15/16	31220-TH	T@H 3/8Dr Std SKT 12Pt 5/8"	3736-TH	T@H Dbl OE Angle Wr 1 1/8	S-102P-TH	T@H 1/2 DR EXTENSION 2
1232SC-TH	T@H Sc Comb Wrench 12 Pt 1"	31222-TH	T@H 3/8Dr Std SKT 12Pt 11/16"	3740-TH	T@H Dbl OE Angle Wr 1 1/4	S-110P-TH	T@H 1/2 DR EXTENSION 5-1/2
1234SC-TH	T@H Sc Comb Wrench 12-Pt 1-1/16	31224-TH	T@H 3/8Dr Std SKT 12Pt 3/4"	3744-TH	T@H Dbl OE Angle Wr 1 3/8	S-115P-TH	T@H 1/2 DR EXTENSION 10
1236SC-TH	T@H Sc Comb Wrench 12-Pt 1-1/8	31226-TH	T@H 3/8Dr Std SKT 12Pt 13/16"	3746-TH	T@H Dbl OE Angle Wr 1 7/16	S-140A-TH	T@H 1/2 DR UNIVERSAL JOINT
1240SC-TH	T@H Sc Comb Wrench 12-Pt 1-1/4	31228-TH	T@H 3/8Dr Std SKT 12Pt 7/8"	3748-TH	T@H Dbl OE Angle Wr 1 1/2	S-41AA-TH	T@H 1/2 Dr Flex Handle 15-1/2
1242-TH	T@H COMB WRCH 12PT 1-5/16	31230-TH	T@H 3/8Dr Std SKT 12Pt 15/16"	40000-TH	T@H SCRAPER	S-52EHA-TH	T@H 1/2 Dr Encl Hd Rat 10-3/8
1244-TH	T@H COMB WRCH 12PT 1-3/8	31232-TH	T@H 3/8Dr Std SKT 12Pt 1"	7029B-TH	T@H Box Wr, 12-Pt, 11/16 X 3/4	SDE-43-TH	T@H SCREWDRIVER ELECTRC 3
1246-TH	T@H COMB WRCH 12PT 1-7/16	31408-TH	T@H 3/8Dr Dp SKT 12Pt 1/4"	7723-TH	T@H BoxWr 12-Pt 3/8x7/16	SDP-1-3-TH	T@H #1 X 3 Phillips Scdr
1248-TH	T@H COMB WRENCH 12PT 1-1/2	31410-TH	T@H 3/8Dr Dp SKT 12Pt 5/16"	7725B-TH	T@H Box Wr, 12-Pt, 1/2 X 9/16	SDP-2-4-TH	T@H #2 X 4 Phillips Scdr
12-610	3/8 DR DEEP IMP SKT 6-PT 5/16	31412-TH	T@H 3/8Dr Dp SKT 12Pt 3/8"	7727A-TH	T@H Box Wr, 12-Pt, 5/8 X 11/16	SDP-2-8-TH	T@H #2 X 8 Phillips Scdr
1-476-04-3-2-TH	T@H SET 4" FILES WITH HANDLES	31414-TH	T@H 3/8Dr Dp SKT 12Pt 1/2"	AP-12A-TH	T@H 12 ADJ WR CHROME	SDR-22-TH	T@H 3/16 X 8 Rd Slot Scdr
20542-TH	T@H 8 Oz BL PN Fbgl Hdl Hammr	31416-TH	T@H 3/8Dr Dp SKT 12Pt 1/2"	AP-15A-TH	T@H 15 ADJ WR CHROME	SDR-24-TH	T@H 1/4 X 8 Rd Slot Scdr
20544-TH	T@H 16 Oz BL PN Hammer	31418-TH	T@H 3/8Dr Dp SKT 12Pt 9/16"	AP-8A-TH	T@H 8 ADJ WR CHROME	SDR-26-TH	T@H 5/16 X 8 Rd Slot Scdr
20545-TH	T@H 24 Oz BL PN Hammer	31420-TH	T@H 3/8Dr Dp SKT 12Pt 5/8"	B-108-TH	3/8 DR EXTENSION 3	SDR-28-TH	T@H 3/8 X 8 Rd Slot Scdr
20678-TH	T@H 32 Oz Drilling Hammer	31422-TH	T@H 3/8Dr Dp SKT 12Pt 11/16"	B-110-TH	3/8 DR EXTENSION 6	SOTTHFSN25100	T@H Torpedo Level
23303-TH	T@H CURV LCK PLIERS W/CUTR 10"	31424-TH	T@H 3/8Dr Dp SKT 12Pt 3/4"	B-115-TH	3/8 DR EXTENSION 10-1/2	SOTTHHTMA25EM	T@H TAPE MEASURE
23321-TH	T@H CLMP LCK PLIER REG TIP 11"	31426-TH	T@H 3/8Dr Dp SKT 12Pt 13/16"	B-140A-TH	3/8 DR UNIVERSAL JOINT	VR-ZATTACHMID	Tool Cinch
23503-TH	T@H FR1 END STRIP-CUT/CRIMPER	31428-TH	T@H 3/8Dr Dp SKT 12Pt 7/8"	B-40A-TH	3/8 DR FLEX HANDLE	W26TC4	26" ROLLER CABINET 7 DRAWERS
23506-TH	T@H HD Stripper/Cutter 10-20	31430-TH	T@H 3/8Dr Dp SKT 12Pt 5/16"	B-52EHA-TH	3/8 DR ENCLOSED HEAD RAT 8	WS-45-TH	26" TOP CHEST WITH 4 DRAWERS
2535L-TH	T@H BAHCO MAGNETIC PICK-UP TOOL	31432-TH	T@H 3/8Dr Dp SKT 12Pt 1"	B-52EHLA-TH	3/8 DR ENCL HEAD RAT 10-1/2	WS-46-TH	FOLDING HEX KEY SET
28201-TH	T@H AVIATION SNIPS LEFT CUT	319-TH	T@H HACKSAW FRAME ERGO/NEW	BKT-250HV	Safe Bucket 250Lb Load Hk/Loop	WTHCARA15	T@H Hex Key Set, 9-Pcs
28203-TH	T@H AVIATION SNIPS RIGHT CUT	32212-TH	T@H 1/2Dr Std SKT 12Pt 3/8"	C-12-TH	T@H Cold Chisel 3/8"	WTHCARA25	3/4" Tether W 2 Sst Carabiners
28205-TH	T@H AVIATION SNIP STRAIGHT CUT	32214-TH	T@H 1/2Dr Std SKT 12Pt 7/16"	C-16-TH	T@H Cold Chisel 1/2"	WTHCARA30	Hd Lanyard W 2 Sst Carabiners
28449-TH	T@H PUNCH / CHISEL HOLDER	32216-TH	T@H 1/2Dr Std SKT 12Pt 1/2"	C-24-TH	T@H Cold Chisel 3/4"	WTHL1	Web Strap Tether W/2 Snp Hooks
30206-TH	T@H 1/4Dr Std SKT 12Pt 3/16"	32218-TH	T@H 1/2Dr Std SKT 12Pt 9/16"	C-83-TH	T@H CHAIN WRENCH	WTHL2	Web Strap Teth W/1 Hook 1/Loop
30207-TH	T@H 1/4Dr Std SKT 12Pt 7/32"	32220-TH	T@H 1/2Dr Std SKT 12Pt 5/8"	CW-4-TH	D-Ring 10-Pack	WTHPR1	T@H Pin Release Tool
30208-TH	T@H 1/4Dr Std SKT 12Pt 1/4"	32222-TH	T@H 1/2Dr Std SKT 12Pt 11/16"	DR-1X3-5-10PK	EXT-HARDHAT-10PK	WTHPR2	Pin Release Tool - Sq Dr Tools
30209-TH	T@H 1/4Dr Std SKT 12Pt 9/32"	32224-TH	T@H 1/2Dr Std SKT 12Pt 3/4"	FL-1-TH	T@H Flashlight	WTHRET1/CLIPS	Bag Of 25 Clips For Wthuniret1
30210-TH	T@H 1/4Dr Std SKT 12Pt 5/16"	32226-TH	T@H 1/2Dr Std SKT 12Pt 13/16"	GS-3-TH	T@H COMB FEELER GAUGE SET	WTHRET2/CLIPS	Bag Of 25 Clips For Wthuniret2
30211-TH	T@H 1/4Dr Std SKT 12Pt 11/32"	32228-TH	T@H 1/2Dr Std SKT 12Pt 7/8"	HOL-1TOOLBLTRET	SHRINK LINK 1.5 x 3" - 25 PACK	WTHUNIRET1	Retract Teth W Universal Loop
30212-TH	T@H 1/4Dr Std SKT 12Pt 3/8"	32230-TH	T@H 1/2Dr Std SKT 12Pt 15/16"	HOL-2TOOLBLTRET	SHRINK LINK 1" x 1.75" 25 PACK	WTHUNIRET2	Retract Teth W Universal Loop
30214-TH	T@H 1/4Dr Std SKT 12Pt 7/16"	32232-TH	T@H 1/2Dr Std SKT 12Pt 1"	HOL-TAPERET	Tape Meas Holster W/Retractor	WTHWS1	Adj Wrist Strap W/ D Ring
30216-TH	T@H 1/4Dr Std SKT 12Pt 1/2"	32234-TH	T@H 1/2Dr Std SKT 12Pt 1-1/16"	HPD-1-TH	T@H Power Dr HAMMER 1 Lb		
30218-TH	T@H 1/4Dr Std SKT 12Pt 9/16"	32236-TH	T@H 1/2Dr Std SKT 12Pt 1-1/8"	HPD-2-TH	T@H Power Dr HAMMER 2 Lb		
30406-TH	T@H 1/4Dr Dp SKT 12Pt 3/16"	32238-TH	T@H 1/2Dr Std SKT 12Pt 1-3/16"	HPD-3-TH	T@H Power Dr HAMMER 3 Lb		
30407-TH	T@H 1/4Dr Dp SKT 12Pt 7/32"	32240-TH	T@H 1/2Dr Std SKT 12Pt 1-1/4"				

## Contents: Tools@Height Set WSC-116-THTB

### Refer to Master Sets Section Page 16 for Photo and Description

Note: WSC-116-TH Includes All Tools Only, Without Tool Storage Cabinet

Product Code	Description	Product Code	Description	Product Code	Description	Product Code	Description
1-210-08-2-2-TH	T@H 8" Half Rd File W/Handle	1226SC-TH	T@H SC Comb Wrench 12 Pt 13/16	23303-TH	T@H CURV LCK PLIERS W/CUTR 10"	31218-TH	T@H 3/8Dr Std SKT 12Pt 9/16"
1210SC-TH	T@H Comb Wrench 12Pt 5/16	1228SC-TH	T@H SC Comb Wrench 12 Pt 7/8	23506-TH	T@H FR1 END STRIP-CUT/CRIMPER	31220-TH	T@H 3/8Dr Std SKT 12Pt 5/8"
1212SC-TH	T@H SC Comb Wrench 12Pt 15/16	1230SC-TH	T@H SC Comb Wrench 12 Pt 15/16	2353L-TH	T@H HD Stripper/Cutter 10-20	31222-TH	T@H 3/8Dr Std SKT 12Pt 11/16"
1214SC-TH	T@H SC Comb Wrench 12 Pt 1/2	1232SC-TH	T@H SC Comb Wrench 12 Pt 1"	2535L-TH	T@H BAHCO MAGNETIC PICK-UP TOOL	31224-TH	T@H 3/8Dr Std SKT 12Pt 3/4"
1216SC-TH	T@H SC Comb Wrench 12 Pt 1/2	1234SC-TH	T@H SC Comb Wrench 12-Pt 1-1/16	31208-TH	T@H 3/8Dr Std SKT 12Pt 1/4"	31226-TH	T@H 3/8Dr Std SKT 12Pt 5/16"
1218SC-TH	T@H SC Comb Wrench 12 Pt 9/16	1236SC-TH	T@H SC Comb Wrench 12-Pt 1-1/8	31210-TH	T@H 3/8Dr Std SKT 12Pt 5/16"	31228-TH	T@H 3/8Dr Std SKT 12Pt 7/8"
1220SC-TH	T@H SC Comb Wrench 12 Pt 5/8	1240SC-TH	T@H SC Comb Wrench 12-Pt 1-1/4	31212-TH	T@H 3/8Dr Std SKT 12Pt 9/16"	31230-TH	T@H 3/8Dr Std SKT 12Pt 13/16"
1222SC-TH	T@H SC Comb Wrench 12 Pt 11/16	20543-TH	T@H 12 Oz BL PN Fbgl Hdl Hammr	31214-TH	T@H 3/8Dr Std SKT 12Pt 7/16"	31232-TH	T@H 3/8Dr Std SKT 12Pt 1"
1224SC-TH	T@H SC Comb Wrench 12 Pt 3/4	20545-TH	T@H 24 Oz BL PN Hammer	31216-TH	T@H 3/8Dr Std SKT 12Pt 1/2"	32212-TH	T@H 1/2Dr Std SKT 12Pt 3/8"

All master set contents are subject to change over time, for updated information contact customer service or visit our website [snapon.com/industrialbrands](http://snapon.com/industrialbrands)



## Contents: Tools@Height Set WSC-116-THTB (con't)

Product Code	Description	Product Code	Description	Product Code	Description	Product Code	Description
32214-TH	T@H 1/2Dr Std SKT 12Pt 7/16"	50950	JOB SITE BOX 32"	P-15-TH	T@H Solid Punch 5/32 Point 5	SDR-24-TH	T@H 1/4 X 4 Rd Slot Scdr
32216-TH	T@H 1/2Dr Std SKT 12Pt 1/2"	AP-10A-TH	T@H 10 ADJ WR CHROME	P-40-TH	T@H Center Punch 3/8 Point 5	SDR-26-TH	T@H 5/16 X 6 Rd Slot Scdr
32218-TH	T@H 1/2Dr Std SKT 12Pt 9/16"	AP-6A-TH	T@H 6 ADJ WR CHROME	P-4-TH	T@H Pin Punch 1/8 Point 4-3/4	SDR-28-TH	T@H 3/8 X 8 Rd Slot Scdr
32220-TH	T@H 1/2Dr Std SKT 12Pt 5/8"	B-108-TH	3/8 DR EXTENSION 3	P-6-TH	T@H Pin Punch 3/16 Point 5-1/4	SDS-62-TH	T@H STUBBY SLOTTED 1-1/2 X 1/4
32222-TH	T@H 1/2Dr Std SKT 12Pt 11/16"	B-110-TH	3/8 DR EXTENSION 6	P-8-TH	T@H Pin Punch 1/4 Point 5-3/4	SOTHTFMSN25100	T@H Torpedo Level
32224-TH	T@H 1/2Dr Std SKT 12Pt 3/4"	B-40A-TH	3/8 DR FLEX HANDLE	PCH-PARTS-CC	SMALL PARTS POUCH - CANVAS	SOTHTTMA25EM	T@H TAPE MEASURE
32226-TH	T@H 1/2Dr Std SKT 12Pt 13/16"	B-52EHA-TH	3/8 DR ENCLOSED HEAD RAT 8	PCH-TOOLTRIG	Tool Pouch W/ Triggers (Belt)	VR-2ATTACHMID	T@H TAPE MEASURE
32228-TH	T@H 1/2Dr Std SKT 12Pt 7/8"	BKT-250HLV	Safe Bucket 250Lb Load Hk/Loop	PL-1519C-TH	T@H Utility SPJT Pliers, 5	WS-46-TH	T@H Hex Key Set, 9-Pcs
32230-TH	T@H 1/2Dr Std SKT 12Pt 15/16"	C-10-TH	T@H Cold Chisel 5/16"	PL-1520C-TH	T@H Utility SPJT Pliers, 10	WTHCARA15	3/4" Tether W 2 Sst Carabiners
32232-TH	T@H 1/2Dr Std SKT 12Pt 1"	C-16-TH	T@H Cold Chisel 1/2"	PL-46C-TH	T@H Diag, Cting Plrs, Reg., 6	WTHCARA25	1" Tether W 2 Sst Carabiners
32234-TH	T@H 1/2Dr Std SKT 12Pt 1-1/16"	DR-1X3.5-10PK	D-Ring 10-Pack	PL-76C-TH	T@H Chn Nse Plrs Lg Nse, 6-1/2	WTHCARA30	Hd Lanyard W 2 Sst Carabiners
32236-TH	T@H 1/2Dr Std SKT 12Pt 1-1/8"	EXT-HARDHAT-10PK	Hard Hat Tether 10-Pack	PL-8C-TH	T@H COMB. SLIP-JOINT PLIERS, 8	WTHL1	Web Strap Tether W/2 Snp Hooks
32240-TH	T@H 1/2Dr Std SKT 12Pt 1-1/4"	FL-1-TH	T@H Flashlight	QW-HDBLU1-10PK	Quick-Wrap Tape 10-Pack	WTHL2	Web Strap Teth W/1 Hook 1/Loop
3718-TH	T@H Dbl OE Angle Wr 9/16"	GS-1-TH	T@H MASTER FEELER GAUGE SET	S-102P-TH	T@H 1/2 DR EXTENSION 2	WTHPRT	T@H Pin Release Tool
3720-TH	T@H Dbl OE Angle Wr 5/8"	SHRINK LINK 1.5 x 3" - 25 PACK	SHRINK LINK 1.5 x 3" - 25 PACK	S-110P-TH	T@H 1/2 DR EXTENSION 5-1/2	WTHRET1CLIPS	Pin Release Tool - Sq Dr Tools
3722-TH	T@H Dbl OE Angle Wr 11/16"	HOL-2TOOLBLTRET	SHRINK LINK 1" x 1.75" 25 PACK	S-115P-TH	T@H 1/2 DR EXTENSION 10	WTHRET2CLIPS	Bag Of 25 Clips For Wthuniret1
3724-TH	T@H Dbl OE Angle Wr 3/4"	HOL-TAPERET	Tape Meas Holster W/Retractor	S-140A-TH	T@H 1/2 DR UNIVERSAL JOINT	WTHUNIRET1	Bag Of 25 Clips For Wthuniret2
3726-TH	T@H Dbl OE Angle Wr 13/16"	HPD-1-TH	T@H Power Dr HAMMER 1 Lb	S-52EHA-TH	T@H 1/2 Dr Encl Hd Rat 10-3/8	WTHUNIRET2	Retract Teth W Universal Loop
3728-TH	T@H Dbl OE Angle Wr 7/8"	HPD-3-TH	T@H Power Dr HAMMER 3 Lb	SDP-2-4-TH	T@H #2 X 4 Phillips Scdr	WTHUNIRET2	Retract Teth W Universal Loop
3732-TH	T@H Dbl OE Angle Wr 1"	IM1-TH	T@H Inspection Mirror	SDP-3-6-TH	T@H #3 X 6 Phillips Scdr	WTHWS1	Adj Wrist Strap W/ D Ring

## Contents: Tools@Height Set WSC-72-TH

Refer to Master Sets Section Page 17 for Photo and Description

Product Code	Description	Product Code	Description	Product Code	Description	Product Code	Description
1208SC-TH	T@H Comb Wrench 12Pt 1/4"	31208-TH	T@H 3/8Dr Std SKT 12Pt 1/4"	BKT-250HLV	Safe Bucket 250Lb Load Hk/Loop	SDP-2-4-TH	T@H #2 X 4 Phillips Scdr
1-210-08-2-2-TH	T@H 8" Half Rd File W/Handle	31210-TH	T@H 3/8Dr Std SKT 12Pt 5/16"	C-12-TH	T@H Cold Chisel 3/8"	SDR-24-TH	T@H 1/4 X 4 Rd Slot Scdr
1210SC-TH	T@H Comb Wrench 12Pt 3/16"	31212-TH	T@H 3/8Dr Std SKT 12Pt 3/8"	DR-1X3.5-10PK	D-Ring 10-Pack	SDR-26-TH	T@H 5/16 X 6 Rd Slot Scdr
1212SC-TH	T@H SC Comb Wrench 12 Pt 3/8"	31214-TH	T@H 3/8Dr Std SKT 12Pt 7/16"	EXT-HARDHAT-10PK	Hard Hat Tether 10-Pack	SOTHTFMSN25100	T@H Torpedo Level
1214SC-TH	T@H SC Comb Wrench 12 Pt 7/16"	31216-TH	T@H 3/8Dr Std SKT 12Pt 1/2"	FL-1-TH	T@H Flashlight	SOTHTTMA25EM	T@H TAPE MEASURE
1216SC-TH	T@H SC Comb Wrench 12 Pt 1/2"	31218-TH	T@H 3/8Dr Std SKT 12Pt 9/16"	HOL-1TOOLBLTRET	SHRINK LINK 1.5 x 3" - 25 PACK	WS-45-TH	FOLDING HEX KEY SET
1218SC-TH	T@H SC Comb Wrench 12 Pt 9/16"	31220-TH	T@H 3/8Dr Std SKT 12Pt 5/8"	HOL-2TOOLBLTRET	SHRINK LINK 1" x 1.75" 25 PACK	WTHCARA15	3/4" Tether W 2 Sst Carabiners
1220SC-TH	T@H SC Comb Wrench 12 Pt 5/8"	31222-TH	T@H 3/8Dr Std SKT 12Pt 11/16"	HOL-TAPERET	Tape Meas Holster W/Retractor	WTHCARA25	1" Tether W 2 Sst Carabiners
1222SC-TH	T@H SC Comb Wrench 12 Pt 11/16"	31224-TH	T@H 3/8Dr Std SKT 12Pt 3/4"	HPD-1-TH	T@H Power Dr HAMMER 1 Lb	WTHCARA30	Hd Lanyard W 2 Sst Carabiners
1224SC-TH	T@H SC Comb Wrench 12 Pt 3/4"	31226-TH	T@H 3/8Dr Std SKT 12Pt 13/16"	HPD-3-TH	T@H Inspection Mirror	WTHL1	Web Strap Tether W/2 Snp Hooks
1226SC-TH	T@H SC Comb Wrench 12 Pt 13/16"	31228-TH	T@H 3/8Dr Std SKT 12Pt 7/8"	P-38-TH	T@H CENTER PUNCH 1/4 PT 3-7/8	WTHL2	Web Strap Teth W/1 Hook 1/Loop
1228SC-TH	T@H SC Comb Wrench 12 Pt 7/8"	31230-TH	T@H 3/8Dr Std SKT 12Pt 15/16"	P-6-TH	T@H Pin Punch 3/16 Point 5-1/4	WTHPRT	T@H Pin Release Tool
1230SC-TH	T@H SC Comb Wrench 12 Pt 15/16"	31232-TH	T@H 3/8Dr Std SKT 12Pt 1"	PCH-PARTS-CC	SMALL PARTS POUCH - CANVAS	WTHPRT	Pin Release Tool - Sq Dr Tools
1232SC-TH	T@H SC Comb Wrench 12 Pt 1"	AP-8A-TH	T@H 8 ADJ WR CHROME	PCH-TOOLTRIG	Tool Pouch W/ Triggers (Belt)	WTHRET1CLIPS	Pin Release Tool - Sq Dr Tools
20544-TH	T@H 16 Oz BL PN Hammer	B-108-TH	3/8 DR EXTENSION 3	PL-46C-TH	T@H Diag, Cting Plrs, Reg., 6	WTHRET2CLIPS	Bag Of 25 Clips For Wthuniret1
23303-TH	T@H CURV LCK PLIERS W/CUTR 10"	B-110-TH	3/8 DR EXTENSION 6	PL-76C-TH	T@H Chn Nse Plrs Lg Nse, 6-1/2	WTHUNIRET1	Bag Of 25 Clips For Wthuniret2
23306-TH	T@H HD Stripper/Cutter 10-20	B-40A-TH	3/8 DR FLEX HANDLE	PL-8C-TH	T@H COMB. SLIP-JOINT PLIERS, 8	WTHUNIRET2	Retract Teth W Universal Loop
23506-TH	T@H HD Stripper/Cutter 10-20	B-52EHA-TH	3/8 DR ENCLOSED HEAD RAT 8	QW-HDBLU1-10PK	Quick-Wrap Tape 10-Pack	WTHWS1	Adj Wrist Strap W/ D Ring
2353L-TH	T@H BAHCO MAGNETIC PICK-UP TOOL						

## Contents: Tools@Height Set WSC-45-TH

Refer to Master Sets Section Page 18 for Photo and Description

Product Code	Description	Product Code	Description	Product Code	Description	Product Code	Description
AP-6A-TH	T@H 6 Adj Wr Chrome	BKT-250HLV	Safe Bucket 250Lb Load Hk/Loop	1212RC-TH	Rat Combo Wr 12 Pt 3/8"	31212-TH	3/8Dr Std T Skt 12 Pt 3/8"
AP-10A-TH	T@H 10 Adj Wr Chrome	HOL-TAPERET	Tape Meas Holster W/Retractor	1214RC-TH	Rat Combo Wr 12 Pt 7/16"	31214-TH	3/8Dr Std T Skt 12Pt 7/16"
100P-SMD-TH	T@H 5 Piece Screwdriver Set	PCH-PARTS-CC	SMALL PARTS POUCH - CANVAS	1216RC-TH	Rat Combo Wr 12 Pt 1/2"	31216-TH	3/8Dr Std T Skt 12Pt 1/2"
8225-TH	Slip Joint Plier 8225	WTHCARA15	3/4" Tether W 2 Sst Carabiners	1218RC-TH	Rat Combo Wr 12 Pt 9/16"	31218-TH	3/8Dr Std T Skt 12Pt 9/16"
PL-57C-TH	T@H Diag, Cut Pliers, Hi Lvrgr,	WTHCARA25	1" Tether W 2 Sst Carabiners	1220RC-TH	Rat Combo Wr 12 Pt 5/8"	31220-TH	3/8Dr Std T Skt 12Pt 5/8"
PL-76C-TH	Chn Nse Plrs, Lg Nse, 6-1/2"	WTHCARA30	Hd Lanyard W 2 Sst Carabiners	1222RC-TH	Rat Combo Wr 12 Pt 11/16"	31222-TH	3/8Dr Std T Skt 12Pt 11/16"
PL-204C-TH	Lineman's Pliers	WTHL1	Web Strap Tether W/2 Snp Hooks	1224RC-TH	Rat Combo Wr 12 Pt 3/4"	31224-TH	3/8Dr Std T Skt 12Pt 3/4"
23303-TH	Curv Lck Pliers W/Cttr 10" T	WTHL2	Web Strap Teth W/1 Hook 1/Loop	1226RC-TH	Rat Combo Wr 12 Pt 13/16"	31226-TH	3/8Dr Std T Skt 12Pt 13/16"
20544-TH	T@H 16 Oz Bl Pn Hammer	WTHUNIRET1	Retract Teth W Universal Loop	1228RC-TH	Rat Combo Wr 12 Pt 7/8"	31228-TH	3/8Dr Std T Skt 12Pt 7/8"
1-143-08-1-2-TH	8" Mill Bstd. With Handle	WTHUNIRET2	Retract Teth W Universal Loop	B-108-TH	3/8 Dr Extension 3 T@H		
2535L-TH	T@H Bahco Magnet Pick-Up Tool	WTHWS1	Adj Wrist Strap W/ D Ring	B-52EHA-TH	T@H3/8 Dr Enclosed Head Rat 8		
SOTHTPMA25EM	T@H TAPE MEASURE	1210RC-TH	Rat Combo Wr 12 Pt 5/16"	31210-TH	3/8Dr Std T Skt 12Pt 5/16"		

## Contents: Tools@Height Set WSC-27-TH

Refer to Master Sets Section Page 18 for Photo and Description

Product Code	Description	Product Code	Description	Product Code	Description	Product Code	Description
AP-6A-TH	T@H 6 Adj Wr Chrome	PL-204C-TH	Lineman's Pliers	BKT-250HLV	Safe Bucket 250Lb Load Hk/Loop	WTHL1	Web Strap Tether W/2 Snp Hooks
AP-10A-TH	T@H 10 Adj Wr Chrome	23303-TH	Curv Lck Pliers W/Cttr 10" T	HOL-TAPERET	Tape Meas Holster W/Retractor	WTHL2	Web Strap Teth W/1 Hook 1/Loop
100P-SMD-TH	T@H 5 Piece Screwdriver Set	20544-TH	T@H 16 Oz Bl Pn Hammer	PCH-PARTS-CC	SMALL PARTS POUCH - CANVAS	WTHUNIRET1	Retract Teth W Universal Loop
8225-TH	Slip Joint Plier 8225	1-143-08-1-2-TH	8" Mill Bstd. With Handle	WTHCARA15	3/4" Tether W 2 Sst Carabiners	WTHUNIRET2	Retract Teth W Universal Loop
PL-57-TH	T@H Diag, Cut Pliers, Hi Lvrgr,	2535L-TH	T@H Bahco Magnet Pick-Up Tool	WTHCARA25	1" Tether W 2 Sst Carabiners	WTHWS1	Adj Wrist Strap W/ D Ring
PL-76C-TH	Chn Nse Plrs, Lg Nse, 6-1/2"	SOTHTPMA25EM	T@H TAPE MEASURE	WTHCARA30	Hd Lanyard W 2 Sst Carabiners		

All master set contents are subject to change over time, for updated information contact customer service or visit our website [snapon.com/industrialbrands](http://snapon.com/industrialbrands)

## Contents: Electrician's Kit 4750FB3-12TS4

Refer to Master Sets Section Page 19 for Photo and Description

Product Code	Description	Product Code	Description	Product Code	Description	Product Code	Description
4750FB3-12	12" Electrician's Bag with Hard Bottom	2430 D-160	Nose Plier 6-1/4"	480-12	Warrington hammer	B195.002.025	Fit Insulated Slotted Screwdriver
1-110-08-2-2	Flat File Ergo® 8" Second 36 TPI	2628 D-180	Side Cutting Combo Plier 7"	700-2.5-100	Precision Screwdrivers: slotted	B195.050.025	Fit Insulated Slotted Screwdriver
1-230-08-2-2	Round File Ergo® 8" Second 36 TPI	268	Junior Hacksaw Plastic Handle 6"	8070	Black Adj. Wrench 6"	B142.001.080	Fit Insulated Pozidriv Screwdriver
1952M-10	10mm Combination Wrench	317	Professional Light Hacksaw Frame	8071	Black Adj. Wrench 8"	B142.002.100	Fit Insulated Pozidriv Screwdriver
1952M-13	13mm Combination Wrench	3735-4-120	Center Punch	7224	Quick Adjust Water Pump Plier	1446	Multipurpose Knife
BE-9770	Long Ball End Hexagon Key Set, Metric	3740-150	flat Chisel	B196.025.075	Fit Insulated Slotted Screwdriver	B144.001.100	Fit Screwdriver Robertson # 1
2101D-160	Diagonal Cutting Plier 6-1/4"	424P-16	Chisel	B196.030.100	Fit Insulated Slotted Screwdriver	B144.002.125	Fit Screwdriver Robertson # 2
2223 D-150	Wire stripping pliers - copper wire and cable	416-400	Spirit Level	B196.040.100	Fit Insulated Slotted Screwdriver	B144.003.150	Fit Screwdriver Robertson # 3
2233 D-160	Cable cutting and stripping pliers	429-16	Claw hammer	B196.055.125	Fit Insulated Slotted Screwdriver		

## Contents: Plumbers Kit 3100TBTS4

Refer to Master Sets Section Page 19 for Photo and Description

Product Code	Description	Product Code	Description	Product Code	Description	Product Code	Description
3100TB	17" Open Tote Caddy Tool Bag Organizer	BE-8986	Stubby Awl	141	Universal Pipe Wrench 11"	2446	Multipurpose Knife
BE-8040	Screwdriver Slotted Ergo® 8-3/4 x 4 x 5/32"	319	Hacksaw Non-Slip Handles 12"	142	Universal Pipe Wrench 14-1/2"	2448	Wrecking Knife
BE-8821	Screwdriver Ergo® Pozidriv® #2	268	Junior Hacksaw Plastic Handle 6"	8224	Adjustable Joint Pliers 10"	8071 R US	Black Adj. Wrench 8"
BE-8155	Screwdriver Slotted Ergo® 9-3/4 x 5 x 1/4"	4-152-08-2-2	Homeowner'S File Ergo® 8" 41& 36 TPI	301-22	Tube cutter	8070 R US	Black Adj. Wrench 6"
BE-8611	Screwdriver Phillips® Ergo® #1	416-400	Spirit Level	302-35	Tube cutter	3740-200	Cold Chisel
BE-9777	Hex Keys	429-16	Claw Hammer	317-40	Wheel reamer	P-HB	Pencil

## Contents: General Purpose Kit 4750PTB65TS4

Refer to Master Sets Section Page 19 for Photo and Description

Product Code	Description	Product Code	Description	Product Code	Description	Product Code	Description
4750PTB65	Plastic Tool Box	59S/31-1	31 Piece Bit set in Plastic Case	NP-22-U7/8-HP	Prize Cut Handsaw Cut Uni 22"	B144.001.100	Fit Screwdriver Robertson # 1
2446	Knife	B219.026	Bahco Fit Screwdriver Set 6 Pieces	MTB-5-25	Tape Measure	B144.002.125	Fit Screwdriver Robertson # 2
2448	Wrecking Knife	9045-B-250	Square	P-HB	Pencil	B144.003.150	Fit Screwdriver Robertson # 3
426TOR9	Torpedo Level	9572-200	Sliding bevel	SB-3732-2.5-125	Nail Punch		
529-16-L	ergo Claw Hammer	NP-22-U7/8-HP	Prize Cut Handsaw Cut Uni 22"	KE18-01	Snap-off Knife		

## Contents: Basic Maintenance Kit 4750-UP-1TS5

Refer to Master Sets Section Page 19 for Photo and Description

Product Code	Description	Product Code	Description	Product Code	Description	Product Code	Description
4750-UP-1	Universal Pouch	B190.055.100	Fit Slotted Screwdriver	1952M-11	11mm Combination Wrench	B144.003.150	Fit Screwdriver Robertson # 3
2101 D-160	Diagonal Cutting Plier 6-1/4"	B192.001.100	Fit Phillips PH1 Screwdriver	1952M-13	13mm Combination Wrench		
2628 D-180	Side Cutting Combo Plier 7"	8072	Black Adj. Wrench 10"	B144.001.100	Fit Screwdriver Robertson # 1		
2430 D-160	Nose Plier Grips 6-1/4"	1952M-10	10mm Combination Wrench	B144.002.125	Fit Screwdriver Robertson # 2		

All master set contents are subject to change over time, for updated information contact customer service or visit our website [snapon.com/industrialbrands](http://snapon.com/industrialbrands)

## Contents: Mammoth Set WSC-1390TB

Refer to Master Sets Section Pages 20 & 21 for Photo and Description

Note: WSC-1390 Includes All Tools Only, Without Tool Storage Cabinets

Product Code	Description	Product Code	Description	Product Code	Description	Product Code	Description
1002MFRMH	3/8Dr Cl Trq Wr 100 F-Lb	1209MRC	Rev Rat Comb WR 9mm	1240SC	WRChrSat12pt 1-1/4	14-624	1/2Dr DplmSktppt 3/4
10111	Hex Key Set Sh 11-pc	1210MRC	Rev Rat Comb WR 10mm	1242	WRChrSat12pt 1-5/16	14-626	1/2Dr DplmSktppt 13/16
10213	Hex Key Set Lg 13-pc	1211MRC	Rev Rat Comb WR 11mm	1244	WRChrSat12pt 1 3/8	14-628	1/2Dr DplmSktppt 7/8
1020	OE WR 1/4x5/16	1212MRC	Rev Rat Comb WR 12mm	1246	WRChrSat12pt 1 7/16	14-630	1/2Dr DplmSktppt 15/16
1723	OE WR 3/8x7/16	1213MRC	Rev Rat Comb WR 13mm	1248	WRChrSat12pt 1 1/2	14-632	1/2Dr DplmSktppt 1
1725	OE WR 7/16x1/2	1214MRC	Rev Rat Comb WR 14mm	1180	WRChrSat12pt 1 5/8	14-634	1/2Dr DplmSktppt 1-1/16
1725B	OE WR 1/2x9/16	1215MRC	Rev Rat Comb WR 15mm	1182	WRChrSat12pt 1 11/16	14-636	1/2Dr DplmSktppt 1-1/8
1727	OE WR 9/16x5/8	1216MRC	Rev Rat Comb WR 16mm	1184	WRChrSat12pt 1 3/4	14-638	1/2Dr DplmSktppt 1-3/16
1729B	OE WR 11/16x3/4	1217MRC	Rev Rat Comb WR 17mm	1186	WRChrSat12pt 1 13/16	14-640	1/2Dr DplmSktppt 1-1/4
1731B	OE WR 13/16x7/8	1218MRC	Rev Rat Comb WR 18mm	1188	WRChrSat12pt 1 7/8	14-642	1/2Dr DplmSktppt 1-5/16
1033C	OE WR 15/16x1	1219MRC	Rev Rat Comb WR 19mm	1190	WRChrSat12pt 2	14-644	1/2Dr DplmSktppt 1-3/8
1037	OE WR 1-1/16x1-1/4	1221MRC	Rev Rat Comb WR 21mm	1191	WRChrSat12pt 2 1/16	14-646	1/2Dr DplmSktppt 1-7/16
1037B	OE WR 1-1/8x1-3/16	1222MRC	Rev Rat Comb WR 22mm	1192	WRChrSat12pt 2 1/8	14-648	1/2Dr DplmSktppt 1-1/2
10600	DblHd FL WR 3/8x7/16	1224MRC	Rev Rat Comb WR 24mm	1193	WRChrSat12pt 2 3/16	14M-610	1/2Dr DplmSktppt 10mm
10602	DblHd FL WR 1/2x9/16	1225MRC	Rev Rat Comb WR 25mm	1194	WRChrSat12pt 2 1/4	14M-611	1/2Dr DplmSktppt 11mm
10604	DblHd FL WR 5/8x1 1/16	1208MRC	Siby Rat Comb WR 8mm	1195	WRChrSat12pt 2 3/8	14M-612	1/2Dr DplmSktppt 12mm
10606	DblHd FL WR 3/4x7/8	1209MRC	Siby Rat Comb WR 9mm	1197	WRChrSat12pt 2 1/2	14M-613	1/2Dr DplmSktppt 13mm
10650	FL NUT WR 9x 11mm	1210MRC	Siby Rat Comb WR 10mm	1236TOB	Off Bx Tub Wr-1-1/8	14M-614	1/2Dr DplmSktppt 14mm
10652	FL NUT WR 10x 12mm	1211MRC	Siby Rat Comb WR 11mm	1240TOB	Off Bx Tub Wr-1-1/4-32mm	14M-615	1/2Dr DplmSktppt 15mm
10654	FL NUT WR 13x 14mm	1212MRC	Siby Rat Comb WR 12mm	1242TOB	Off Bx Tub Wr-1-5/16-33mm	14M-616	1/2Dr DplmSktppt 16mm
10656	FL NUT WR 15x 17mm	1213MRC	Siby Rat Comb WR 13mm	1248TOB	Off Bx Tub Wr-1-1/2-38mm	14M-617	1/2Dr DplmSktppt 17mm
10658	FL NUT WR 19x 21mm	1214MRC	Siby Rat Comb WR 14mm	1252TOB	Off Bx Tub Wr-1-5/8-41mm	14M-618	1/2Dr DplmSktppt 18mm
1-100-04-3-2	4 Hd SM File w/PIHdl	1215MRC	Siby Rat Comb WR 15mm	1256TOB	Off Bx Tub Wr-1-3/4-44mm	14M-619	1/2Dr DplmSktppt 19mm
1-100-08-1-2	8 Hd BST File w/Hdle	1216MRC	Siby Rat Comb WR 16mm	1232TOE	OE Tub WR-1	14M-620	1/2Dr DplmSktppt 20mm
1-100-08-2-2	8 Hd 2ND File w/Hdle	1217MRC	Siby Rat Comb WR 17mm	1234TOE	OE Tub WR-1-1/16	14M-621	1/2Dr DplmSktppt 21mm
1-111-04-3-2	4 WRD SM File w/PIHdl	1218MRC	Siby Rat Comb WR 18mm	1236TOE	OE Tub WR-1-1/8	14M-622	1/2Dr DplmSktppt 22mm
1-160-04-3-2	4 SQ SM File w/PIHdl	1219MRC	Siby Rat Comb WR 19mm	1240TOE	OE Tub WR-1-1/4-32mm	14M-623	1/2Dr DplmSktppt 23mm
1-160-08-1-2	8 SQ BST File w/Hdle	1207MSC	WRChrSat12pt 7mm	1242TOE	OE Tub WR-1-5/16-33mm	14M-624	1/2Dr DplmSktppt 24mm
1-170-04-3-2	4 3 SQ SM File w/PIHdl	1208MSC	WRChrSat12pt 8mm	1244TOE	OE Tub WR-1-3/8-35mm	14M-625	1/2Dr DplmSktppt 25mm
1-210-04-3-2	4 1/2RD SM File w/PIHdl	1209MSC	WRChrSat12pt 9mm	1246TOE	OE Tub WR-1-7/16-36mm	14M-626	1/2Dr DplmSktppt 26mm
1-210-08-1-2	8 1/2RD BST File w/Hdle	1210MSC	WRChrSat12pt 10mm	1248TOE	OE Tub WR-1-1/2-38mm	14M-627	1/2Dr DplmSktppt 27mm
1-230-04-3-2	4 RD SM File w/PIHdl	1211MSC	WRChrSat12pt 11mm	1224TSB	Str Bx Tub WR-3/4	14M-629	1/2Dr DplmSktppt 29mm
1-230-08-1-2	8 RD BST File w/Hdle	1212MSC	WRChrSat12pt 12mm	1226TSB	Str Bx Tub WR-13/16	14M-630	1/2Dr DplmSktppt 30mm
1112A	Min OE WRChrSat 3/16	1213MSC	WRChrSat12pt 13mm	1228TSB	Str Bx Tub WR-7/8	14M-632	1/2Dr DplmSktppt 32mm
1113A	Min OE WRChrSat 13/64	1214MSC	WRChrSat12pt 14mm	1230TSB	Str Bx Tub WR-15/16	14M-634	1/2Dr DplmSktppt 34mm
1114A	Min OE WRChrSat 7/32	1215MSC	WRChrSat12pt 15mm	1232TSB	Str Bx Tub WR-1	14M-635	1/2Dr DplmSktppt 35mm
1115A	Min OE WRChrSat 15/64	1217MSC	WRChrSat12pt 17mm	1234TSB	Str Bx Tub WR-1-1/16	14M-636	1/2Dr DplmSktppt 36mm
1116A	Min OE WRChrSat 1/4	1218MSC	WRChrSat12pt 18mm	1236TSB	Str Bx Tub WR-1-1/8	16-624	3/4Dr DplmSktppt 3/4
1118A	Min OE WRChrSat 9/32	1219MSC	WRChrSat12pt 19mm	1240TSB	Str Bx Tub WR-1-1/4-32mm	16-626	3/4Dr DplmSktppt 3/16
1120A	Min OE WRChrSat 5/16	1221MSC	WRChrSat12pt 21mm	12601	Dbl Fl Hd WR 3/8x7/16	16-628	DplmSktppt 7/8
1122A	Min OE WRChrSat 11/32	1222MSC	WRChrSat12pt 22mm	12603	Dbl Fl Hd WR 1/2x9/16	16-630	DplmSktppt 15/16
1124A	Min OE WRChrSat 3/8	1224MSC	WRChrSat12pt 24mm	12605	Dbl Fl Hd WR 5/8x1 1/16	16-632	DplmSktppt 1
1128A	Min OE WRChrSat 7/16	1227MSC	WRChrSat12pt 27mm	12607	Dbl Fl Hd WR 3/4x7/8	16-634	DplmSktppt 1 1/16
1132A	Min OE WRChrSat 1/2	1230MSC	WRChrSat12pt 30mm	12-610	3/8Dr DplmSktppt 5/16	16-636	DplmSktppt 1 1/8
1136A	Min OE WRChrSat 9/16	1232MSC	WRChrSat12pt 32mm	12-612	3/8Dr DplmSktppt 3/8	16-640	DplmSktppt 1 1/4
1140A	Min OE WRChrSat 5/8	1234MSC	WRChrSat12pt 34mm	12-614	3/8Dr DplmSktppt 7/16	16-642	DplmSktppt 1 5/16
11312	Siby Comb WR 3/8	1236MSC	WRChrSat12pt 36mm	12-616	3/8Dr DplmSktppt 1/2	16-644	3/4Dr DplmSktppt 1-3/8
11314	Siby Comb WR 7/16	1210RCF	Fl-Hd Rat Comb WR 5/16	12-618	3/8Dr DplmSktppt 9/16	16-646	3/4Dr DplmSktppt 1-1/16
11316	Siby Comb WR 1/2	1212RCF	Fl-Hd Rat Comb WR 3/8	12-620	3/8Dr DplmSktppt 5/8	16-648	DplmSktppt 1 1/2
11318	Siby Comb WR 9/16	1214RCF	Fl-Hd Rat Comb WR 7/16	12-622	3/8Dr DplmSktppt 11/16	16-650	3/4Dr DplmSktppt 1-9/16
11320	Siby Comb WR 5/8	1216RCF	Fl-Hd Rat Comb WR 1/2	12-624	3/8Dr DplmSktppt 3/4	16-652	3/4Dr DplmSktppt 1-5/8
11322	Siby Comb WR 11/16	1218RCF	Fl-Hd Rat Comb WR 9/16	12-626	3/8Dr DplmSktppt 13/16	16-654	3/4Dr DplmSktppt 1-11/16
11324	Siby Comb WR 3/4	1220RCF	Fl-Hd Rat Comb WR 5/8	12-628	3/8Dr DplmSktppt 7/8	16-656	3/4Dr DplmSktppt 1-3/4
11710	Siby Comb WR 10mm	1222RCF	Fl-Hd Rat Comb WR 11/16	12-630	3/8Dr DplmSktppt 15/16	16-658	3/4Dr DplmSktppt 1-13/16
11712	Siby Comb WR 12mm	1224RCF	Fl-Hd Rat Comb WR 3/4	12-632	3/8Dr DplmSktppt 1	16-660	3/4Dr DplmSktppt 1-7/8
11713	Siby Comb WR 13mm	1208RC	1/4 Rat Comb WR	12M-607	3/8Dr DplmSktppt 7mm	16-664	3/4Dr DplmSktppt 2
11714	Siby Comb WR 14mm	1210RC	Rev Rat Comb WR 5/16	12M-608	3/8Dr DplmSktppt 8mm	2-02B	3/8Dr Im Ext 3
11715	Siby Comb WR 15mm	1212RC	Rev Rat Comb WR 3/8	12M-609	3/8Dr DplmSktppt 9mm	20041	20oz FG Crv Claw Hmr
11717	Siby Comb WR 17mm	1214RC	Rev Rat Comb WR 7/16	12M-610	3/8Dr DplmSktppt 10mm	20544	16oz BI PN FG Hdle Hmr
11718	Siby Comb WR 18mm	1216RC	Rev Rat Comb WR 1/2	12M-611	3/8Dr DplmSktppt 11mm	20545	24oz BI PN FG Hdle Hmr
11900	Fl Hd Comb WR 3/8	1218RC	Rev Rat Comb WR 9/16	12M-612	3/8Dr DplmSktppt 12mm	20651	46oz Cr/PN FG Lghdl Hmr
11901	Fl Hd Comb WR 7/16	1220RC	Rev Rat Comb WR 5/8	12M-613	3/8Dr DplmSktppt 13mm	20678	32ozDrlg FG Hdle Hmr
11902	Fl Hd Comb WR 1/2	1222RC	Rev Rat Comb WR 11/16	12M-614	3/8Dr DplmSktppt 14mm	208	Mini Hksw Alum Hdle 10
11903	Fl Hd Comb WR 9/16	1224RC	Rev Rat Comb WR 3/4	12M-615	3/8Dr DplmSktppt 15mm	2-103A	3/8Dr Im Ext 3
11904	Fl Hd Comb WR 5/8	1226RC	Rev Rat Comb WR 13/16	12M-616	3/8Dr DplmSktppt 16mm	2-106A	3/8Dr Im Ext 3
11905	Fl Hd Comb WR 11/16	1228RC	Rev Rat Comb WR 7/8	12M-617	3/8Dr DplmSktppt 17mm	2-140B	3/8Dr Im U-Joint
11906	Fl Hd Comb WR 3/4	1230RC	Rev Rat Comb WR 15/16	12M-618	3/8Dr DplmSktppt 18mm	21661	2pc PryBar
11952	Ofs Comb WR 3/8	1232RC	Rev Rat Comb WR 1	12M-619	3/8Dr DplmSktppt 19mm	2203-8	Diagonal Cutting Plier Straight ergo® 8"
11953	Ofs Comb WR 7/16	1210RCS	Siby Rat Comb WR 5/16	12M-620	3/8Dr DplmSktppt 20mm	222D	Alligator Pl 6
11954	Ofs Comb WR 1/2	1212RCS	Siby Rat Comb WR 3/8	12M-621	3/8Dr DplmSktppt 21mm	223D	Alligator Pl 7-1/2
11955	Ofs Comb WR 9/16	1214RCS	Siby Rat Comb WR 7/16	12M-622	3/8Dr DplmSktppt 22mm	224D	Alligator Pl 9-1/2
11956	Ofs Comb WR 5/8	1216RCS	Siby Rat Comb WR 1/2	12M-623	3/8Dr DplmSktppt 23mm	23101	6-1/4 Sl Jt Pl
11957	Ofs Comb WR 11/16	1218RCS	Siby Rat Comb WR 9/16	12M-624	3/8Dr DplmSktppt 24mm	23103	9-3/4 Sl Jt Pl
11958	Ofs Comb WR 3/4	1220RCS	Siby Rat Comb WR 5/8	13213	Bl End Hex Key Lg 13-pc	23107	15-3/4 Gr Jt Pl 9 Pos
11959	Ofs Comb WR 13/16	1222RCS	Siby Rat Comb WR 11/16	13408A	Chr Adj WRes 6	23201	CrvJaw w/Ctr LckPl 5
11960	Ofs Comb WR 7/8	1224RCS	Siby Rat Comb WR 3/4	13408A	Chr Adj WRes 8	23202	CrvJaw w/Ctr LckPl 7
1208MRCF	Fl Hd Rat Comb WR 8mm	1210SC	WRChrSat12pt 5/16	13410A	Chr Adj WRes 10	23203	CrvJaw w/Ctr LckPl 10
1209MRCF	Fl Hd Rat Comb WR 9mm	1212SC	WRChrSat12pt 3/8	13412A	Chr Adj WRes 12	23301	CrvJaw wire Ctr LckPl 5
1210MRCF	Fl Hd Rat Comb WR 10mm	1214SC	WRChrSat12pt 7/16	13418A	18 Chr Adj WR Pol Hd	23302	CrvJaw wire Ctr LckPl 7
1211MRCF	Fl Hd Rat Comb WR 11mm	1216SC	WRChrSat12pt 1/2	13518	Cast Iron Pipe WR 8	23305	Str Jaw LckPl 10
1212MRCF	Fl Hd Rat Comb WR 12mm	1218SC	WRChrSat12pt 9/16	13522	Cast Iron Pipe WR 12	23310	Lg Ns wire Ctr LckPls 9
1213MRCF	Fl Hd Rat Comb WR 13mm	1220SC	WRChrSat12pt 5/8	13526	Cast Iron Pipe WR 18	23320	Lck C-CI LckPl 6
1214MRCF	Fl Hd Rat Comb WR 14mm	1222SC	WRChrSat12pt 11/16	13609	Bl End Hex KeyLgMet13-pc	23403	8" Linesman Plier
1215MRCF	Fl Hd Rat Comb WR 15mm	1224SC	WRChrSat12pt 3/4	13625A	15 Const Adj WR	23406	6-1/4" Heavy Duty Diagonal Cutting
1216MRCF	Fl Hd Rat Comb WR 16mm	1226SC	WRChrSat12pt 13/16	14-612	1/2Dr DplmSktppt 3/8	23409	6-1/4" Bent Nose
1217MRCF	Fl Hd Rat Comb WR 17mm	1228SC	WRChrSat12pt 7/8	14-614	1/2Dr DplmSktppt 7/16	23410	6-1/4" Long Nose
1218MRCF	Fl Hd Rat Comb WR 18mm	1230SC	WRChrSat12pt 15/16	14-616	1/2Dr DplmSktppt 1/2	23411	8" Long Nose
1219MRCF	Fl Hd Rat Comb WR 19mm	1232SC	WRChrSat12pt 1	14-618	1/2Dr DplmSktppt 9/16	23503	FtEnd Strip-Cut/Crimper
1206MRC	Rev Rat Comb WR 6mm	1234SC	WRChrSat12pt 1-1/16	14-620	1/2Dr DplmSktppt 5/8	23506	Heavy Duty Stripper/Ctr
1208MRC	Rev Rat Comb WR 8mm	1236SC	WRChrSat12pt 1-1/8	14-622	1/2Dr DplmSktppt 11/16	23512	Romex 11 Dual Type

MASTER SET CONTENTS

APPENDIX

All master set contents are subject to change over time, for updated information contact customer service or visit our website [snapon.com/industrialbrands](http://snapon.com/industrialbrands)

# Contents: Mammoth Set WSC-1390TB (con't)

Product Code	Description	Product Code	Description	Product Code	Description	Product Code	Description
23530	Coax Cable Tl	32438	1/2Dr Skt 1 3/16	4M-610	1/2Dr ImSk6pt 10mm	B-1220	Skt12pt 5/8
23535	Cg Super Stripper 20-30	32440	1/2Dr Skt 1 1/4	4M-611	1/2Dr ImSk6pt 11mm	B-1222	Skt12pt 11/16
23541	Elec Mini-Ctr 5-1/2	32448	1/2Dr Skt 1 1/2	4M-612	1/2Dr ImSk6pt 12mm	B-1224	Skt12pt 3/4
23542	Elec Mini-Stripper 5-1/2	325	Prof Hksw Hdlc 12	4M-613	1/2Dr ImSk6pt 13mm	B-1226	Skt12pt 13/16
23543	Elec Mini-Crimper 5-1/2	33008	3/4F"1/2MAdapter	4M-614	1/2Dr ImSk6pt 14mm	B-1228	Skt12pt 7/8
23603	9 Lrms Dipped Hdles	35040	1/4Dr ScrBt Skt Sl 5/32	4M-615	1/2Dr ImSk6pt 15mm	B-1230	Skt12pt 15/16
23801	Conv Ret Rg Pl Cap 2	35041	1/4Dr ScrBt Skt Sl 7/32	4M-616	1/2Dr ImSk6pt 16mm	B-1232	Skt12pt 1
23803	Conv Ret Rg Pl Cap 1	35042	1/4Dr ScrBt Skt Sl 9/32	4M-617	1/2Dr ImSk6pt 17mm	B-140A	3/8Dr U-Joint
24201A	Cab Scr 1/8x4	35050	1/4Dr ScrBt Skt Ph # 0	4M-618	1/2Dr ImSk6pt 18mm	B-15	3/8Dr Speeder
24205A	Sl Scr 3/16x4	35051	1/4Dr ScrBt Skt Ph # 1	4M-619	1/2Dr ImSk6pt 19mm	B-20A	3/8Dr Sliding T Hdle
24207A	Cab Scr 3/16x3	35052	1/4Dr ScrBt Skt Ph # 2	4M-620	1/2Dr ImSk6pt 20mm	B-40A	3/8Dr FihHd
24211A	Cab Scr 3/16x6	35080	1/4Dr Torx Bit Skt T10	4M-621	1/2Dr ImSk6pt 21mm	B-52EHA	3/8Dr EnchHd Rat 8
24213A	Cab Scr 3/16x10	35081	1/4Dr Torx Bit Skt T15	4M-622	1/2Dr ImSk6pt 22mm	B-52EHLA	3/8Dr EnchHd Rat 10-3/4
24217A	Sl Scr 1/4x1 1/2	35082	1/4Dr Torx Bit Skt T20	4M-623	1/2Dr ImSk6pt 23mm	B-70	Chr Hatchet Spinner
24219A	Sl Scr 1/4x4	35083	1/4Dr Torx Bit Skt T25	4M-624	1/2Dr ImSk6pt 24mm	BA-10A	Sh HexBtSkt 5/16
24237A	Sl Scr 5/16x6	35084	1/4Dr Torx Bit Skt T27	4M-625	1/2Dr ImSk6pt 25mm	BA-10A-3P	3/8Dr Ph Skt 3-Pt
24239A	5/16x8 Rd Sl Bmd Hdle	35085	1/4Dr Torx Bit Skt T30	4M-626	1/2Dr ImSk6pt 26mm	BA-10A-3S	3/8Dr SlSkt 9/32x045
24241A	Sl Scr 3/8x8	35182	3/8Dr Torx Bit Skt T25	4M-627	1/2Dr ImSk6pt 27mm	BA-10A-4S	3/8Dr SlSkt 5/16x055
24243A	3/8x12 Rd Sl Bmd Hdle	35183	3/8Dr Torx Bit Skt T27	4M-629	1/2Dr ImSk6pt 29mm	BA-10HBA	Bl HexBtSkt 5/16
24249A	Ph Scr # 1x3	35184	3/8Dr Torx Bit Skt T30	4M-630	1/2Dr ImSk6pt 30mm	BA-10LA	Lg HexBtSkt 5/16
24251A	Ph Scr # 2x1 1/2	35185	3/8Dr Torx Bit Skt T40	4M-632	1/2DrImSk6pt 32m	BA-12A	Sh HexBtSkt 3/8
24253A	Ph Scr # 2x4	35186	3/8Dr Torx Bit Skt T45	4M-634	1/2Dr ImSk6pt 34mm	BA-12A-4P	3/8Dr Ph Skt 4-Pt
24259A	#3x6 Ph Bmd Hdle	35187	3/8Dr Torx Bit Skt T47	4M-636	1/2Dr ImSk6pt 36mm	BA-12HBA	Bl HexBtSkt 3/8
24263A	Torx Scr T10x4	35188	3/8Dr Torx Bit Skt T50	50721	3Dnw 34 Cart-Rb Red	BA-12LA	Lg HexBtSkt 3/8
24265A	Torx Scr T15x4	35192	3/8Dr Torx Bit Skt T25	50865	1 Shif 37 Hd Sclb Red	BA-4A	Sh HexBtSkt 1/8
24267A	Torx Scr T20x4	35193	3/8Dr Torx Bit Skt T27	6004MFRMH	3/4Dr Cl Trq WR 600 F-Lb	BA-4HBA	Bl HexBtSkt 1/8
24269A	Torx Scr T25x4	35194	3/8Dr Torx Bit Skt T30	6-107	3/4Dr Im Ext 7	BA-4LA	Lg HexBtSkt 1/8
24271A	Torx Scr T27x4	35195	3/8Dr Torx Bit Skt T40	6-110	3/4Dr Im Ext 9-3/4	BA-5A	Sh HexBtSkt 3/32
24273A	Torx Scr T30x4	35196	3/8Dr Torx Bit Skt T45	6-113	3/4Dr Im Ext 12-3/4	BA-5A-1S	3/8Dr SlSkt 3/16x032
24401	3/16 Csh Gr Ntdrv	35197	3/8Dr Torx Bit Skt T47	6-140B	3/4Dr Im U-Joint	BA-5HBA	Bl HexBtSkt 5/32
24403	1/4 Csh Gr Ntdrv	35198	3/8Dr Torx Bit Skt T50	6-1X5	Ret Rg	BA-5LA	Lg HexBtSkt 5/32
24405	5/16 Csh Gr Ntdrv	36TH	Tub WR Hdle-36	625	Scrp1 Triple	BA-6A	Sh HexBtSkt 3/16
24407	11/32 Csh Gr Ntdrv	3816-300	Tung Carbide Hksw Bl 12	625-DROP	Drop-Shape Bl625 Scrp	BA-6HBA	Bl HexBtSkt 3/16
24409	3/8 Csh Gr Ntdrv	38216	3/4Dr Hex ImSkt 1/2	625-PEAR	Pear-Shape Bl625 Scrp	BA-6LA	Lg HexBtSkt 3/16
24411	7/16 Csh Gr Ntdrv	38218	3/4Dr Hex ImSkt 9/16	625-RD	RD Bl625 Scrp	BA-7A	Sh HexBtSkt 7/32
24413	1/2 Csh Gr Ntdrv	38220	3/4Dr Hex ImSkt 5/8	6-41A	3/4Dr ImAdp 3/4 Fx1/2M	BA-7A-1P	3/8Dr Ph Skt 1-Pt
2-4A	3/8Dr Im Adp3/8Fx1/2M	38224	3/4Dr Hex ImSkt 3/4	6-61A	3/4Dr ImSk6pt 9/16	BA-7A-2P	3/8Dr Ph Skt 2-Pt
24TH	Tub WR Hdle-24	38226	3/4Dr Hex ImSkt 13/16	6-620A	3/4Dr ImSk6pt 5/8	BA-7A-2S	3/8Dr SlSkt 7/32x040
2503MFRMH	1/2Dr Cl Trq WR 250 F-Lb	38228	3/4Dr Hex ImSkt 7/8	6-622A	3/4Dr ImSk6pt 11/16	BA-7HBA	Bl HexBtSkt 7/32
2-608	3/8Dr ImSk6pt 1/4	38232	3/4Dr Hex ImSkt 1	6-624A	Std ImSk6pt 3/4	BA-7LA	Lg HexBtSkt 7/32
2-610	3/8Dr ImSk6pt 5/16	38238	3/4Dr Hex ImSkt 1 1/8	6-624A	Std ImSk6pt 13/16	BA-8A	Sh HexBtSkt 1/4
2-612	3/8Dr ImSk6pt 3/8	38240	3/4Dr Hex ImSkt 1 1/4	6-628A	Std ImSk6pt 7/8	BA-8HBA	Bl HexBtSkt 1/4
2-614	3/8Dr ImSk6pt 7/16	3840-100-10-SC-1P	BiRecipBL 4 10TPI	6-630A	Std ImSk6pt 15/16	BA-8LA	Lg HexBtSkt 1/4
2-616	3/8Dr ImSk6pt 1/2	3840-100-18-SC-1P	BiRecipBL 4 18TPI	6-632A	Std ImSk6pt 1	BB-526	3/8Dr Penta-Skt
2-618	3/8Dr ImSk6pt 9/16	3840-100-24-ST-1P	BiRecipBL 4 24TPI U-Thg	6-634A	Std ImSk6pt 1 1/16	BD-1208	Dp Skt12pt 1/4
2-620	3/8Dr ImSk6pt 5/8	3840-100-6-ST-1P	BiRecipBL 6 6TPI U-Thg	6-636	Std ImSk6pt 1 1/8	BD-1210	Dp Skt12pt 5/16
2-622	3/8Dr ImSk6pt 11/16	3840-150-10-ST-1P	BiRecipBL 6 10TPI U-Thg	6-640	Std ImSk6pt 1 1/4	BD-1212	Dp Skt12pt 3/8
2-624	3/8Dr ImSk6pt 3/4	3840-150-14-ST-1P	BiRecipBL 6 14TPI U-Thg	6-642	Std ImSk6pt 1 5/16	BD-1214	Dp Skt12pt 7/16
2-626	3/8Dr ImSk6pt 13/16	3840-150-18-ST-1P	BiRecipBL 6 18TPI U-Thg	6-644	Std ImSk6pt 1 3/8	BD-1216	Dp Skt12pt 1/2
2-628	3/8Dr ImSk6pt 7/8	3840-150-24-ST-1P	BiRecipBL 6 24TPI U-Thg	6-646	Std ImSk6pt 1 7/16	BD-1218	Dp Skt12pt 5/8
2628G-180	Side Cutting Combination Plier ergo® 7"	3840-150-5/8-SL-1P	BiRecipBL 6 5/8TPI	6-648	Std ImSk6pt 1 1/2	BD-1220	Dp Skt12pt 5/8
2-630	3/8Dr ImSk6pt 15/16	3840-150-7-SL-1P	BiRecipBL 6 7TPI	665	Scrp2-1/2 Dbl Bl	BD-1222	Dp Skt12pt 11/16
2-632	3/8Dr ImSk6pt 1	396-LAP	Fldg Saw Bmd 8 7TPI	6-652	Std ImSk6pt 1 5/8	BD-1224	Dp Skt12pt 3/4
PL-209X	Lnm's 3/1 Cmf Gr 9 -1/2	40000	1/4x6 GsktScrp BmdHdl	6-654	3/4Dr ImSk6pt1-11/16	BD-1226	Dp Skt12pt 13/16
28201	Av Snips Left	40052	QckBl Ut Knife5pk 025	6-656	3/4Dr ImSk6pt1-3/4	BD-1228	Dp Skt12pt 7/8
28203	Av Snips Right	40058	Fldg Ut Knife	6-658	3/4Dr ImSk6pt1-13/16	BD-1230	Dp Skt12pt 15/16
28205	Av Snips Str	40072	QckBl DispBulk	6-660	3/4Dr ImSk6pt1-7/8	BD-1232	Dp Skt12pt 1
28301	Str Pat Tin Snips 7	40150	Pick-Up Tl BmdHdl	6-662	3/4Dr ImSk6pt1-15/16	BD-808	3/8Dr Skt 8-Pt 1/4
28307	Str Pat Tin Snips 12	40201	4pc MiniPick/Hook	6-664	3/4Dr ImSk6pt2	BD-810	3/8Dr Skt 8-Pt 5/16
28449	Pch & Chs Holder	40221	12 Strap WR	6-666	3/4Dr ImSk6pt2-1/16	BD-812	3/8Dr Skt 8-Pt 3/8
2M-607	Std ImSk6pt 7mm	40251	4pc Ut Tl Set BmdHdl	6-670	3/4Dr ImSk6pt2-3/16	BD-814	3/8Dr Skt 8-Pt 7/16
2M-608	Std ImSk6pt 8mm	4-6	1/2Dr Im Adp1 1/2 Fx3/4	6-672	3/4Dr ImSk6pt2-1/4	BD-816	3/8Dr Skt 8-Pt 9/16
2M-609	Std ImSk6pt 9mm	40701	3/4Dr Im Adp 3/4 Fx1	6-676	3/4Dr ImSk6pt2-3/8	BD-818	3/8Dr Skt 8-Pt 1/2
2M-610	Std ImSk6pt 10mm	4-102	1/2Dr Im Ext 3-1/2	7029B	BxWRChrSat12pt 11/16x3/4	BD-820	3/8Dr Skt 8-Pt 5/8
2M-611	Std ImSk6pt 11mm	4-105A	1/2Dr Im Ext 5	7033C	BxWRChrSat12pt 15/16x1	BFE-8	3/8Dr Filble Ext 8
2M-612	Std ImSk6pt 12mm	4-110A	1/2Dr Im Ext 10	7723	BxWRChrSat12pt 3/8x7/16	BHMD-30	3/8Dr Hd ImpDr
2M-613	Std ImSk6pt 13mm	4-140B	1/2Dr Im U-Joint	7725B	BxWRChrSat12pt 1/2x9/16	BM-1206	3/8Dr Std12pt Skt 6mm
2M-614	Std ImSk6pt 14mm	42302	Std Seat Creeper	7727A	BxWRChrSat12pt 5/8x11/16	BM-1207	3/8Dr Std12pt Skt 7mm
2M-615	Std ImSk6pt 15mm	4-2F	1/2Dr Im Adp1 1/2 Fx3/8	7731A	BxWRChrSat12pt 3/4x7/8	BM-1208	3/8Dr Std12pt Skt 8mm
2M-616	Std ImSk6pt 16mm	43605	Tube Ctr 1-1/8	7731B	BxWRChrSat12pt 13/16x7/8	BM-1209	3/8Dr Std12pt Skt 9mm
2M-617	Std ImSk6pt 17mm	43618	Pl Hose Ctr	808050S-22	Ratcheting Scr Set	BM-1210	3/8Dr Std12pt Skt 10mm
2M-618	Std ImSk6pt 18mm	4559-24	Bolt Ctr Cmf Grs 24	8223	Adj Joint Pls 8	BM-1211	3/8Dr Std12pt Skt 11mm
2M-619	Std ImSk6pt 19mm	4-612	1/2Dr ImSk6pt 3/8	8225	Adj Joint Pls 12	BM-1212	3/8Dr Std12pt Skt 12mm
30008	1/4DrSliding T Hdle	4-614	1/2Dr ImSk6pt7/16	86011A	Bl Hksw Bl 12 18TPI 10P	BM-1213	3/8Dr Std12pt Skt 13mm
30009	1/4 Fx3/8 M Adapter	4-616	1/2Dr ImSk6pt11/16	86012A	Bl Hksw Bl 12 24TPI 10P	BM-1214	3/8Dr Std12pt Skt 14mm
300-14-F15/16-HP	TlBx Saw Pl14 15TPI	4-618	1/2Dr ImSk6pt9/16	862017	Prof Holesaw Set 17pc	BM-1215	3/8Dr Std12pt Skt 15mm
31008	3/8 Fx1/4 M Adapter	4-620	1/2Dr ImSk6pt5/8	87032	Stud Rem/Inst Set	BM-1216	3/8Dr Std12pt Skt 16mm
31009	3/8 Fx1/2 M Adapter	4-622	1/2Dr ImSk6pt11/16	87079	10 Ton Gear Set	BM-1217	3/8Dr Std12pt Skt 17mm
31301	3/8Dr SpkPl Skt 5/8	4-624	1/2Dr ImSk6pt13/16	9031RUS	Blkx-Wide Adj WR 8	BM-1218	3/8Dr Std12pt Skt 18mm
31303	3/8Dr SpkPl Skt 13/16	4-626	1/2Dr ImSk6pt13/16	9070RPUS	Blk Adj/Pipe WR 6	BM-1219	3/8Dr Std12pt Skt 19mm
32008	1/2 Fx3/8 M Adapter	4-628	1/2Dr ImSk6pt7/8	9072RPUS	Blk Adj/Pipe WR 10	BM-1220	3/8Dr Std12pt Skt 20mm
32412	1/2Dr Skt 3/8	4-630	1/2Dr ImSk6pt15/16	9-12-51/3806-KP	Bws w/Bws & Hack Bl	BM-1221	3/8Dr Std12pt Skt 21mm
32414	1/2Dr Skt 7/16	4-632	1/2Dr ImSk6pt1	9-467-00-0-0	File Cleaner	BM-1222	3/8Dr Std12pt Skt 22mm
32416	1/2Dr Skt 1/2	4-634	1/2Dr ImSk6pt1-1/16	B-101	3/8Dr Ext 1 1/2	BM-1223	3/8Dr Std12pt Skt 23mm
32418	1/2Dr Skt 9/16	4-636	1/2Dr ImSk6pt1-1/8	B-108	3/8Dr Ext 3	BM-1224	3/8Dr Std12pt Skt 24mm
32420	1/2Dr Skt 5/8	4-638	1/2Dr ImSk6pt1-3/16	B-110	3/8Dr Ext 6	BM-1226	3/8Dr Std12pt Skt 26mm
32422	1/2Dr Skt 11/16	4-640	1/2Dr ImSk6pt1-1/4	B-115	3/8Dr Ext 11	BMD-606	3/8Dr Dp 6 PT Skt 6mm
32424	1/2Dr Skt 3/4	4-642	1/2Dr ImSk6pt1-5/16	B-118	3/8Dr Ext 18	BMD-607	3/8Dr Dp 6 PT Skt 7mm
32426	1/2Dr Skt 13/16	4-644	1/2Dr ImSk6pt1-3/8	B-1208	Skt12pt 1/4	BMD-608	3/8Dr Dp 6 PT Skt 8mm
32428	1/2Dr Skt 7/8	4-646	1/2Dr ImSk6pt1-7/16	B-1210	Skt12pt 5/16	BMD-609	3/8Dr Dp 6 PT Skt 9mm
32430	1/2Dr Skt 15/16	4-648	1/2Dr ImSk6pt1-1/2	B-1212	Skt12pt 3/8	BMD-610	3/8Dr Dp 6 PT Skt 10mm
32432	1/2Dr Skt 1	471	Adj Hk Spr 3/4 To 2	B-1214	Skt12pt 7/16	BMD-611	3/8Dr Dp 6 PT Skt 11mm
32434	1/2Dr Skt 1 1/16	472	Adj Hk Spr 1-1/4 To 3	B-1216	Skt12pt 1/2	BMD-612	3/8Dr Dp 6 PT Skt 12mm
32436	1/2Dr Skt 1 1/8	474	Adj Hk Spr 2 To 4-3/4	B-1218	Skt12pt 9/16	BMD-613	3/8Dr Dp 6 PT Skt 13mm

All master set contents are subject to change over time, for updated information contact customer service or visit our website [snapon.com/industrialbrands](http://snapon.com/industrialbrands)



# Contents: Mammoth Set Metric WSC-1390TB (con't)

Product Code	Description	Product Code	Description	Product Code	Description	Product Code	Description
BMD-614	3/8Dr Dp 6 PT Skt 14mm	H-1274	3/4Dr Sk12pt 2-5/16	MM-6055	Mm Skt6pt 55mm	RFW-16	Rat FL NUT WR1/2
BMD-615	3/8Dr Dp 6 PT Skt 15mm	H-1276	3/4Dr Sk12pt 2-3/8	MM-606	Mm Skt6pt 6mm	RFW-18	Rat FL NUT WR9/16
BMD-616	3/8Dr Dp 6 PT Skt 16mm	H-140A	3/4Dr U-Joint	MM-607	Mm Skt6pt 7mm	RFW-20	Rat FL NUT WR5/8
BMD-617	3/8Dr Dp 6 PT Skt 17mm	H-20A	3/4Dr Sliding T Hdle	MM-608	Mm Skt6pt 8mm	RFW-22	Rat FL NUT WR11/16
BMD-618	3/8Dr Dp 6 PT Skt 18mm	H-41AA	3/4Dr FHdl Chr22-1/8	MM-609	Mm Skt6pt 9mm	RFW-24	Rat FL NUT WR3/4
BMD-619	3/8Dr Dp 6 PT Skt 19mm	H-51AB1	3/4Dr Ratchet 24-11/16	MM-610	Mm Skt6pt 10mm	RFW-26	Rat FL NUT WR13/16
BMD-620	3/8Dr Dp 6 PT Skt 20mm	HD-628	3/4Dr Dp Skt6pt 7/8	MM-611	Mm Skt6pt 11mm	RFW-28	Rat FL NUT WR7/8
BMD-622	3/8Dr Dp 6 PT Skt 22mm	HD-630	3/4Dr Dp Skt6pt 15/16	MM-612	Mm Skt6pt 12mm	RFW-30	Rat FL NUT WR15/16
BMD-623	3/8Dr Dp 6 PT Skt 23mm	HD-632	3/4Dr Dp Skt6pt 1	MM-613	Mm Skt6pt 13mm	RFW-32	Rat FL NUT WR1
BMD-624	3/8Dr Dp 6 PT Skt 24mm	HD-634	3/4Dr Dp Skt6pt 1-1/16	MM-614	Mm Skt6pt 14mm	S-102P	1/2Dr Ext2
BMD-625	3/8Dr Dp 6 PT Skt 25mm	HD-636	3/4Dr Dp Skt6pt 1-1/8	MMD-604	Mm Dp Skt6pt 4mm	S-10A	1/2Dr Speeder 13-5/8
BS-05B	3/8Dr Adp1/2 Fx3/8 M Blk	HD-640	3/4Dr Dp Skt6pt 1-1/4	MMD-605	Mm Dp Skt6pt 5mm	S-110P	1/2Dr Ext5
BS-12B	3/8Dr Adp1/2 Fx3/8 M Blk	HD-642	3/4Dr Dp Skt6pt 1-5/16	MMD-6055	Mm Dp Skt6pt 55mm	S-115P	1/2Dr Ext10
BU-1212	U-Skt12pt 3/8	HD-644	3/4Dr Dp Skt6pt 1-3/8	MMD-606	Mm Dp Skt6pt 6mm	S-121P	1/2Dr Ext20
BU-1214	U-Skt12pt 7/16	HD-646	3/4Dr Dp Skt6pt 1-7/16	MMD-607	Mm Dp Skt6pt 7mm	S-140A	1/2Dr U-Joint
BU-1216	U-Skt12pt 1/2	HD-648	3/4Dr Dp Skt6pt 1-1/2	MMD-608	Mm Dp Skt6pt 8mm	S-15A	1/2Dr Speeder 18-1/16
BU-1218	U-Skt12pt 9/16	HD-652	3/4Dr Dp Skt6pt 1-5/8	MMD-609	Mm Dp Skt6pt 9mm	S-20A	1/2Dr Sliding Hdle
BU-1220	U-Skt12pt 5/8	HM-1219	3/4Dr Sk12pt 19mm	MMD-610	Mm Dp Skt6pt 10mm	S-40AA	1/2Dr FHdl 10-7/16
BU-1222	U-Skt12pt 11/16	HM-1222	3/4Dr Sk12pt 22mm	MMD-611	Mm Dp Skt6pt 11mm	S-41AA	1/2Dr FHdl 15-1/2
BU-1224	U-Skt12pt 3/4	HM-1224	3/4Dr Sk12pt 24mm	MMD-612	Mm Dp Skt6pt 12mm	S-52EHA	1/2Dr EnchHd Rat 10-3/8
BWM-0810	DblHdl 10°Ofs BxWR 8x10	HM-1227	3/4Dr Sk12pt 27mm	MMD-613	Mm Dp Skt6pt 13mm	S-52EHLA	1/2Dr EnchHd Rat 15
BWM-1113	DblHdl 10°Ofs BxWR 11x1013	HM-1230	3/4Dr Sk12pt 30mm	MMD-614	Mm Dp Skt6pt 14mm	S-60D	1/2Dr Stn Remover
BWM-1214	DblHdl 10°Ofs BxWR 12x14	HM-1232	3/4Dr Sk12pt 32mm	MWS-27	Hex Key Set 11-pcs	S-70	1/2Dr Ratchet Spinner
BWM-1415	DblHdl 10°Ofs BxWR 14x15	HM-1235	3/4Dr Sk12pt 35mm	MWS-47	Hex Key Set 7-pcs	SA-10A	HexBISkt 5/16
BWM-1618	DblHdl 10°Ofs BxWR 16x18	HM-1236	3/4Dr Sk12pt 36mm	O-471	Adj Pin Spr 3/4 To 2	SA-10A-3P	1/2Dr Ph Slt 3-Pt
BWM-1719	DblHdl 10°Ofs BxWR 17x19	HM-1238	3/4Dr Sk12pt 38mm	O-472	Adj Pin Spr 1-1/4 To 3	SA-10A-3S	1/2Dr SIBitSkt
BWM-1922	DblHdl 10°Ofs BxWR 19x22	HM-1241	3/4Dr Sk12pt 41mm	OES-0607	Dbl Oe WR 3/16x7/32Sh	SA-10LA	Lg HexBISkt 5/16
BWM-2124	DblHdl 10°Ofs BxWR 21x24	HM-1246	3/4Dr Sk12pt 46mm	OES-0809	Dbl Oe WR 1/4x9/32Sh	SA-12A	HexBISkt 3/8
BWM-2730	DblHdl 10°Ofs BxWR 27x30	HM-1250	3/4Dr Sk12pt 50mm	OES-1011	Dbl Oe WR 5/16x11/32Sh	SA-12A-4P	1/2Dr Ph Slt 4-Pt
BWM-3032	DblHdl 10°Ofs BxWR 30x32	HM-1254	3/4Dr Sk12pt 54mm	OES-1214	Dbl Oe WR 3/8x7/16Sh	SA-12A-4S	1/2Dr SIBitSkt
C-10	Cd Chs 5 StSz 5/16	HM-1255	3/4Dr Sk12pt 55mm	OES-1618	Dbl Oe WR 1/2x9/16Sh	SA-12LA	Lg HexBISkt 3/8
C-12	Cd Chs 5-1/4 StSz 5/16	HM-1260	3/4Dr Sk12pt 60mm	P-10	Pinchp 7 StSz 1/2	SA-16A	HexBISkt 1/2
C-16	Cd Chs 6 StSz 3/8	HNx-130	3/4Dr ADp 3/4 Fx1 M	P-13	Sldpch 4-1/2 StSz 5/16	SA-16LA	Lg HexBISkt 1/2
C-20	Cd Chs 6-1/2 StSz 1/2	HNx-131	3/4Dr ADp 3/4 Mx1 F	P-14	Sldpch 4-1/2 StSz 5/16	SA-18A	HexBISkt 9/16
C-24	Cd Chs 7 StSz 5/8	HSB-2.6A	Brass Hmr 2-1/2 Lb	P-15	Sldpch 5 StSz 3/8	SA-18LA	Lg HexBISkt 9/16
C-28	Cd Chs 7-1/2 StSz 3/8	HSB-3.8A	Brass Hmr 4 Lb	P-16	Sldpch 5 StSz 3/8	SA-20A	HexBISkt 5/8
C-32	Cd Chs 8 StSz 7/8	HSF-155A	Hmr Body 1-1/4 Lb 1-1/2	P-17	Sldpch 6 StSz 1/2	SA-20LA	Lg HexBISkt 5/8
C-36	Cd Chs 8 StSz 7/8	HSF-15N	Hmr Tip Med Hard 1-1/2	P-25	LgTprPch 8-1/2 StSz 1/2	SA-8A	HexBISkt 1/4
C-715	RIbr 1/2 StSz 15-1/8	HSF-15S	Hmr Tip Soft 1-1/2	P-26	LgTprPch 9 StSz 1/2	SA-8LA	Lg HexBISkt 1/4
C-718	RIbr 5/8 StSz 18	HSF-15xH	Hmr Tip Extra Hard 1-1/2	P-28	LgTprPch 11 StSz 5/8	SB-30	1/2Dr DragLnk Slt 1-1/2
C-8	Cd Chs 4-3/4 StSz 1/4	JHW-16	Dead Blow Hmr16oz	P-3	Pinchp 4-3/4 StSz 5/16	SB-40	1/2Dr DragLnk Slt 1-9/16
C-80A	Pch Bar 3/4 StSz 24	JHW-32	Dead Blow Hmr32oz	P-30	Prickpch 5 StSz 3/8	SB-40AA	1/2Dr FHdl 10-13/16 Blk
C-82A	Pch Bar 3/4 StSz 18	M-102	1/4DrExt2	P-4	Pinchp 5 StSz 5/16	SB-526	1/2Dr Penta-Skt
CC-404C	C-Ci Cpr Scr 4	M-104	1/4DrExt4	P-40	Centerpch 5 StSz 3/8	SH-130	1/2Dr ADp 1-1/2 Fx3/4 M
CC-406C	C-Ci Cpr Scr 6	M-106A	1/4DrSpinner Hdle	P-42	Centerpch 6 StSz 1/2	SMD-1213	Mm Dp Skt12pt 13mm
CW-4	Chain WR	M-110	1/4DrExt 10	P-5	Pinchp 5-1/4 StSz 5/16	SMD-1214	Mm Dp Skt12pt 14mm
EWM-0607	OE WRChrSat 6x 7mm	M-115	1/4DrExt 6	P-6	Pinchp 5-1/2 StSz 5/16	SMD-1215	Mm Dp Skt12pt 15mm
EWM-0708	OE WRChrSat 7x 8mm	M-140A	1/4DrU-Joint	P-8	Pinchp 7 StSz 3/8	SMD-1216	Mm Dp Skt12pt 16mm
EWM-1011	OE WRChrSat 10x 11mm	M-15A	1/4DrSpeeder	PL-1515	Lck Rg Pls 8	SMD-1217	Mm Dp Skt12pt 17mm
EWM-1213	OE WRChrSat 12x 13mm	M-42A	1/4DrFHdl	PL1519C	Superjoint Pls 5	SMD-1218	Mm Dp Skt12pt 18mm
EWM-1415	OE WRChrSat 14x 15mm	M-52EHA	1/4Dr EnchHd Ratchet 5	PL-1600C	Snap Rg Pls & Tips Set	SMD-1219	Mm Dp Skt12pt 19mm
EWM-1618	OE WRChrSat 16x 18mm	M-605	Skt6pt 5/32	PL-529	Hvy Dty Snap Rg Pls Set	SMD-1221	Mm Dp Skt12pt 21mm
EWM-1719	OE WRChrSat 17x 19mm	M-606	Skt6pt 3/16	PL-533	Fixed Tip Ret Rg Pl-Ext	SMD-1222	Mm Dp Skt12pt 22mm
EWM-2124	OE WRChrSat 21x 24mm	M-607	Skt6pt 7/32	PL-534	Fixed Tip Ret Rg Pl-Ext	SMD-1224	Mm Dp Skt12pt 24mm
EWM-2427	OE WRChrSat 24x 27mm	M-608	Skt6pt 1/4	PLS-6A	General Service Pls Set	SMD-1227	Mm Dp Skt12pt 27mm
EWM-2730	OE WRChrSat 27x 30mm	M-609	Skt6pt 9/32	RB-1214	Rat Chr 6pt 3/8x7/16	SMD-1230	Mm Dp Skt12pt 30mm
Ex-21A	ExtrDrill Sz 1/8	M-610	Skt6pt 5/16	RB-1618	Rat Chr 6pt 1/2x9/16	SDR-22	SQ Shank Scr Sl 3
Ex-21B	ExtrDrill Sz 3/16	M-611	Skt6pt 11/32	RB-2022	Rat Chr 12pt 5/8x11/16	SDR-24	SQ Shank Scr Sl 4
Ex-22A	ExtrDrill Sz 7/32	M-612	Skt6pt 3/8	RB-2428	Rat Chr 12pt 3/4x7/8	SDR-26	SQ Shank Scr Sl 6
Ex-24A	ExtrDrill Sz 5/16	M-614	Skt6pt 7/16	RB-42	Sg Rat WR 1-5/16	SDR-28	SQ Shank Scr Sl 8
Ex-25A	ExtrDrill Sz 15/32	M-616	Skt6pt 1/2	RB-44	Sg Rat WR 1-3/8	SDS-33	SQ Shank Scr Sl 12
Ex-25B	ExtrDrill Sz 3/8	M-618	Skt6pt 9/16	RB-46	Sg Rat WR 1-7/16	SDS-62	SQ Shank Scr Sl 3/8
Ex-26A	ExtrDrill Sz 9/16	M-808	1/4Dr Skt 8-Pt 1/4	RB-48	Sg Rat WR 1-1/2	ST-1212	1/2Dr Std12ptSkt 3/8
Ex-28	ExtrDrill Sz 21/32	M-810	1/4Dr Skt 8-Pt 5/16	RB-50	Sg Rat WR 1-9/16	ST-1214	1/2Dr Std12ptSkt 7/16
Ex-29	ExtrDrill Sz 13/16	M-812	1/4Dr Skt 8-Pt 3/8	RB-52	Sg Rat WR 1-5/8	ST-1216	1/2Dr Std12ptSkt 1/2
GS-1	Master Feeler Gauge Set	MA-10LA	1/4Dr Lg HexBISkt 5/16	RB-54	Sg Rat WR 1-11/16	ST-1218	1/2Dr Std12ptSkt 9/16
GSC-12	Gasket Scr-8-3/4x1 1/2	MA-3-1/2LA	1/4Dr Lg HexBISkt 7/64	RB-56	Sg Rat WR 1-3/4	ST-1219	1/2Dr Std12ptSkt 19/32
H-104	3/4Dr Ext 3	MA-3HBA	Bl HexBISkt 3/32	RB-58	Sg Rat WR 1-13/16	ST-1220	1/2Dr Std12ptSkt 5/8
H-110	3/4Dr Ext 8	MA-3LA	1/4Dr Lg HexBISkt 3/32	RB-60	Sg Rat WR 1-7/8	ST-1221	1/2Dr Std12ptSkt 21/32
H-115	3/4Dr Ext 16	MA-4 1/2HBA	Bl HexBISkt 9/64	RB-64	Sg Rat WR2	ST-1222	1/2Dr Std12ptSkt 11/16
H-1224	3/4Dr Skt12pt 3/4	MA-4-1/2LA	1/4Dr Lg HexBISkt 9/64	RB-68	Sg Rat WR 2-1/8	ST-1224	1/2Dr Std12ptSkt 3/4
H-1226	3/4Dr Skt12pt 13/16	MA-4HBA	Bl HexBISkt 1/8	RB-810	Rat Chr 6pt 1/4x5/16	ST-1225	1/2Dr Std12ptSkt 25/32
H-1228	3/4Dr Skt12pt 7/8	MA-4LA	1/4Dr Lg HexBISkt 1/8	RBM-0708	Mm RatBxWR 7x 8mm	ST-1226	1/2Dr Std12ptSkt 13/16
H-1230	3/4Dr Skt12pt 15/16	MA-5HBA	Bl HexBISkt 5/32	RBM-0910	Mm RatBxWR 9x 10mm	ST-1228	1/2Dr Std12ptSkt 7/8
H-1232	3/4Dr Skt12pt 1	MA-5LA	1/4Dr Lg HexBISkt 5/32	RBM-1112	Mm RatBxWR 11x 12mm	ST-1230	1/2Dr Std12ptSkt 15/16
H-1234	3/4Dr Skt12pt 1-1/16	MA-6HBA	Bl HexBISkt 3/16	RBM-1314	Mm RatBxWR 13x 14mm	ST-1231	1/2Dr Std12ptSkt 31/32
H-1236	3/4Dr Skt12pt 1-1/8	MA-6LA	1/4Dr Lg HexBISkt 3/16	RBM-1517	Mm RatBxWR 15x 17mm	ST-1232	1/2Dr Std12ptSkt 1
H-1238	3/4Dr Skt12pt 1-3/16	MA-7HBA	Bl HexBISkt 7/32	RBM-22	RatBxWR 22mm	ST-1234	1/2Dr Std12ptSkt 1 1/16
H-1240	3/4Dr Skt12pt 1-1/4	MA-7LA	1/4Dr Lg HexBISkt 7/32	RBM-23	RatBxWR 23mm	ST-1236	1/2Dr Std12ptSkt 1 1/8
H-1242	3/4Dr Skt12pt 1-5/16	MA-8HBA	Bl HexBISkt 1/4	RBM-24	RatBxWR 24mm	ST-1238	1/2Dr Std12ptSkt 1 3/16
H-1244	3/4Dr Skt12pt 1-3/8	MA-8LA	1/4Dr Lg HexBISkt 1/4	RBM-25	RatBxWR 25mm	ST-1240	1/2Dr Std12ptSkt 1 1/4
H-1246	3/4Dr Skt12pt 1-7/16	MD-606	Dp Skt6pt 3/16	RBM-26	RatBxWR 26mm	ST-1242	1/2Dr Std12ptSkt 1 5/16
H-1248	3/4Dr Skt12pt 1-1/2	MD-607	Dp Skt6pt 7/32	RBM-27	RatBxWR 27mm	ST-1244	1/2Dr Std12ptSkt 1 3/8
H-1250	3/4Dr Skt12pt 1-9/16	MD-608	Dp Skt6pt 1/4	RBM-29	RatBxWR 29mm	ST-1246	1/2Dr Std12ptSkt 1 7/16
H-1252	3/4Dr Skt12pt 1-5/8	MD-609	Dp Skt6pt 9/32	RBM-30	RatBxWR 30mm	ST-1248	1/2Dr Std12ptSkt 1 1/2
H-1254	3/4Dr Skt12pt 1-11/16	MD-610	Dp Skt6pt 5/16	RBM-32	RatBxWR 32mm	ST-812	1/2Dr Std8ptSkt 3/8
H-1256	3/4Dr Skt12pt 1-3/4	MD-611	Dp Skt6pt 11/32	RBM-36	RatBxWR 36mm	ST-814	1/2Dr Std8ptSkt 7/16
H-1258	3/4Dr Skt12pt 1-13/16	MD-612	Dp Skt6pt 3/8	RBO-1214	OfsRatWRChr12pt 3/8x7/16	ST-816	1/2Dr Std8ptSkt 1/2
H-1260	3/4Dr Skt12pt 1-7/8	MD-614	Dp Skt6pt 7/16	RBO-1618	OfsRatWRChr12pt 1/2x9/16	ST-818	1/2Dr Std8ptSkt 9/16
H-1264	3/4Dr Skt12pt 2	MD-616	Dp Skt6pt 1/2	RBO-2022	OfsRatWRChr12pt 5/8x11/16	ST-820	1/2Dr Std8ptSkt 5/8
H-1266	3/4Dr Skt12pt 2-1/16	MD-618	Dp Skt6pt 9/16	RBO-2428	OfsRatWRChr12pt 3/4x7/8	ST-822	1/2Dr Std8ptSkt 11/16
H-1268	3/4Dr Skt12pt 2-1/8	MEF-6	1/4Dr Filible Ext 6	RBO-810	OfsRatWRChr12pt 1/4x5/16	ST-824	1/2Dr Std8ptSkt 3/4
H-1270	3/4Dr Skt12pt 2-3/16	MM-604	Mm Skt6pt 4mm	RFW-12	Rat FL NUT WR3/8	ST-826	1/2Dr Std8ptSkt 13/16
H-1272	3/4Dr Skt12pt 2-1/4	MM-605	Mm Skt6pt 5mm	RFW-14	Rat FL NUT WR7/16	ST-828	1/2Dr Std8ptSkt 3/8

MASTER SET CONTENTS

APPENDIX

All master set contents are subject to change over time, for updated information contact customer service or visit our website [snapon.com/industrialbrands](http://snapon.com/industrialbrands)

## Contents: Mammoth Set WSC-1390TB (con't)

Product Code	Description	Product Code	Description	Product Code	Description	Product Code	Description
ST-830	1/2Dr Std8ptSkt 15/16	STM-1219	1/2Dr Skt12pt 19mm	STM-1236	1/2Dr Skt12pt 36mm	W40RC7	40" Roll Cabinet
ST-832	1/2Dr Std8ptSkt 1	STM-1220	1/2Dr Skt12pt 20mm	TS38375	TurboSkt SavSkt 3/8	W40TC4	40" Top Chest
ST-834	1/2Dr Std8ptSkt 1 1/16	STM-1221	1/2Dr Skt12pt 21mm	TS38394	TurboSkt SavSkt 10mm	W55RC11	55" Roll Cabinet
ST-836	1/2Dr Std8ptSkt 1 1/8	STM-1222	1/2Dr Skt12pt 22mm	TS38437	TurboSkt SavSkt 7/16	W55TC10	55" Top Chest
ST-840	1/2Dr Std8ptSkt 1 1/4	STM-1223	1/2Dr Skt12pt 23mm	TS38472	TurboSkt SavSkt 12mm	WRS-1	Rat Scr
STM-1210	1/2Dr Skt12pt 10mm	STM-1224	1/2Dr Skt12pt 24mm	TS38500	TurboSkt SavSkt 1/2	WRST1	T Hdle Rat Scr Stby
STM-1211	1/2Dr Skt12pt 11mm	STM-1225	1/2Dr Skt12pt 25mm	TS38512	TurboSkt SavSkt 13mm	WS-44	Hex Key Set 13-pcs
STM-1212	1/2Dr Skt12pt 12mm	STM-1226	1/2Dr Skt12pt 26mm	TS38551	TurboSkt SavSkt 14mm	WS-45	Hex Key Set 8-pcs
STM-1213	1/2Dr Skt12pt 13mm	STM-1227	1/2Dr Skt12pt 27mm	TS38562	TurboSkt SavSkt 9/16	WSM-11TRC	1/4Dr HexBlSkt Set 10-pc
STM-1214	1/2Dr Skt12pt 14mm	STM-1228	1/2Dr Skt12pt 28mm	TS38591	TurboSkt SavSkt 15mm	WSM-4TRC	1/4Dr HexBlSkt Set 4-pc
STM-1215	1/2Dr Skt12pt 15mm	STM-1229	1/2Dr Skt12pt 29mm	TS38625	TurboSkt SavSkt 5/8	WTC-11	Wire Twister/Ctr 8-1/2
STM-1216	1/2Dr Skt12pt 16mm	STM-1230	1/2Dr Skt12pt 30mm	TS38669	TurboSkt SavSkt 17mm		
STM-1217	1/2Dr Skt12pt 17mm	STM-1232	1/2Dr Skt12pt 32mm	TS38687	TurboSkt SavSkt 11/16		
STM-1218	1/2Dr Skt12pt 18mm	STM-1234	1/2Dr Skt12pt 34mm	TS38750	TurboSkt SavSkt 3/4		

## Contents: Mammoth Set Fractional WSC-1390SAE

Refer to Master Sets Section Pages 20 & 21 for Photo and Description

Product Code	Description	Product Code	Description	Product Code	Description	Product Code	Description
1002MFRMH	3/8Dr CI Trq WR 100 F-Lb	1208RC	1/4 Rat Comb WR	12605	Dbl FI Hd WR 5/8x11/16	1727	OE WR 9/16x5/8
1020	OE WR 1/4x5/16	1-210-04-3-2	4 1/2RD SM File w/PIHdl	12607	Dbl FI Hd WR 3/4x7/8	1729B	OE WR 11/16x3/4
1033C	OE WR 15/16x1	1-210-08-1-2	8 1/2RD BST File w/Hdle	12-610	3/8Dr DplmSkt6pt 5/16	1731B	OE WR 13/16x7/8
1037	OE WR 1-1/16x1-1/4	1210RC	Rev Rat Comb WR 5/16	12-612	3/8Dr DplmSkt6pt 3/8	2-02B	3/8Dr Im Ext 3
1037B	OE WR 1-1/8x1-3/16	1210RCF	FI-Hd Rat Comb WR 5/16	12-614	3/8Dr DplmSkt6pt 7/16	20401	20oz FG Crv Claw Hmr
10600	DblHd FL WR 3/8x7/16	1210RCS	Stby Rat Comb WR 5/16	12-616	3/8Dr DplmSkt6pt 1/2	20544	16oz BI PN FG Hdle Hmr
10602	DblHd FL WR 1/2x9/16	1210SC	WRChrSat12pt 5/16	12-618	3/8Dr DplmSkt6pt 9/16	20545	24oz BI PN FG Hdle Hmr
10604	DblHd FL WR 5/8x11/16	1212RC	Rev Rat Comb WR 3/8	12-620	3/8Dr DplmSkt6pt 5/8	20651	48oz CRPN FG LgHdl Hmr
10606	DblHd FL WR 3/4x7/8	1212RCF	FI-Hd Rat Comb WR 3/8	12-622	3/8Dr DplmSkt6pt 11/16	20678	32ozDrilling FG Hdle Hmr
1-100-04-3-2	4 Hd SM File w/PIHdl	1212RCS	Stby Rat Comb WR 3/8	12-624	3/8Dr DplmSkt6pt 3/4	208	Mini Hksw Alum Hdle 10
1-100-08-1-2	8 Hd BST File w/Hdle	1212SC	WRChrSat12pt 3/8	12-626	3/8Dr DplmSkt6pt 13/16	2-103A	3/8Dr Im Ext 3
1-100-08-2-2	8 Hd 2ND File w/Hdle	1214RC	Rev Rat Comb WR 7/16	12-628	3/8Dr DplmSkt6pt 7/8	2-106A	3/8Dr Im Ext 6
1-111-04-3-2	4 WRD SM File w/PIHdl	1214RCF	FI-Hd Rat Comb WR 7/16	12-630	3/8Dr DplmSkt6pt 15/16	2-140B	3/8Dr Im U-Joint
1112A	Min OE WRChrSat 3/16	1214RCS	Stby Rat Comb WR 7/16	12-632	3/8Dr DplmSkt6pt 1	21661	2pc PryBarBndHdl 8&18
1113A	Min OE WRChrSat 13/64	1214SC	WRChrSat12pt 7/16	13406A	Chr Adj WRes 6	2203-8	Diagonal Cutting Plier Straight ergo® 8"
1114A	Min OE WRChrSat 7/32	1216RC	Rev Rat Comb WR 1/2	13408A	Chr Adj WRes 8	222D	Alligator Pl 6
1115A	Min OE WRChrSat 15/64	1216RCF	FI-Hd Rat Comb WR 1/2	13410A	Chr Adj WRes 10	223D	Alligator Pl 7-1/2
1116A	Min OE WRChrSat 1/4	1216RCS	Stby Rat Comb WR 1/2	13412A	Chr Adj WRes 12	224D	Alligator Pl 9-1/2
1118A	Min OE WRChrSat 9/32	1216SC	WRChrSat12pt 1/2	13418A	18 Chr Adj WR Pol Hd	23101	6-1/4 SI Jt Pl
1120A	Min OE WRChrSat 5/16	1218RC	Rev Rat Comb WR 9/16	13518	Cast Iron Pipe WR 8	23103	9-3/4 SI Jt Pl
1122A	Min OE WRChrSat 11/32	1218RCF	FI-Hd Rat Comb WR 9/16	13522	Cast Iron Pipe WR 12	23107	15-3/4 Cr Jt Pl 9 Pos
1124A	Min OE WRChrSat 3/8	1218RCS	Stby Rat Comb WR 9/16	13526	Cast Iron Pipe WR 18	23201	CrvJaw w/Ctr LckPl 5
1128A	Min OE WRChrSat 7/16	1218SC	WRChrSat12pt 9/16	13609	Bl End Hex KeyLgMet13-pc	23202	CrvJaw w/Ctr LckPl 7
11312	Stby Comb WR 3/8	1220RC	Rev Rat Comb WR 5/8	13625A	15 Const Adj WR	23203	CrvJaw w/Ctr LckPl 10
11314	Stby Comb WR 7/16	1220RCF	FI-Hd Rat Comb WR 5/8	14-612	1/2Dr DplmSkt6pt 3/8	23301	CrvJaw wire Ctr LckPl 5
11316	Stby Comb WR 1/2	1220RCS	Stby Rat Comb WR 5/8	14-614	1/2Dr DplmSkt6pt 7/16	23302	CrvJaw wire Ctr LckPl 7
11318	Stby Comb WR 9/16	1220SC	WRChrSat12pt 5/8	14-616	1/2Dr DplmSkt6pt 1/2	23305	Str Jaw LckPl 10
1132A	Min OE WRChrSat 1/2	1222RC	Rev Rat Comb WR 11/16	14-618	1/2Dr DplmSkt6pt 9/16	23310	Lg Ns wire Ctr LckPls 9
11320	Stby Comb WR 5/8	1222RCF	FI-Hd Rat Comb WR 11/16	14-620	1/2Dr DplmSkt6pt 5/8	23320	Lck C-CI LckPl 6
11322	Stby Comb WR 11/16	1222RCS	Stby Rat Comb WR 11/16	14-622	1/2Dr DplmSkt6pt 11/16	23403	8" Linesman Plier
11324	Stby Comb WR 3/4	1222SC	WRChrSat12pt 1 1/16	14-624	1/2Dr DplmSkt6pt 3/4	23406	6-1/4" Heavy Duty Diagonal Cutting
1136A	Min OE WRChrSat 9/16	1224RC	Rev Rat Comb WR 3/4	14-626	1/2Dr DplmSkt6pt 13/16	23409	6-1/4" Bent Nose
1140A	Min OE WRChrSat 5/8	1224RCF	FI-Hd Rat Comb WR 3/4	14-628	1/2Dr DplmSkt6pt 7/8	23410	6-1/4" Long Nose
1-160-04-3-2	4 SQ SM File w/PIHdl	1224RCS	Stby Rat Comb WR 3/4	14-630	1/2Dr DplmSkt6pt 15/16	23411	8" Long Nose
1-160-08-1-2	8 SQ BST File w/Hdle	1224SC	WRChrSat12pt 3/4	14-632	1/2Dr DplmSkt6pt 1	23503	FrEnd Strip-Cut/Crimper
1-170-04-3-2	4 SQ SM File w/PIHdl	1224TSB	Str Bx Tub WR-3/4	14-634	1/2Dr DplmSkt6pt 1-1/16	23506	Heavy Duty Stripper/Ctr
1180	WRChrSat12pt 1 5/8	1226RC	Rev Rat Comb WR 13/16	14-636	1/2Dr DplmSkt6pt 1-1/8	23512	Romex TI Dual Type
1182	WRChrSat12pt 1 11/16	1226SC	WRChrSat12pt 13/16	14-638	1/2Dr DplmSkt6pt 1-3/16	23530	Coax Cable TI
1184	WRChrSat12pt 1 3/4	1226TSB	Str Bx Tub WR-13/16	14-640	1/2Dr DplmSkt6pt 1-1/4	23535	Cg Super Stripper 20-30
1186	WRChrSat12pt 1 13/16	1228RC	Rev Rat Comb WR 7/8	14-642	1/2Dr DplmSkt6pt 1-5/16	23541	Elec Mini-Ctr 5-1/2
1188	WRChrSat12pt 1 7/8	1228SC	WRChrSat12pt 7/8	14-644	1/2Dr DplmSkt6pt 1-3/8	23542	Elec Mini-Stripper 5-1/2
1190	WRChrSat12pt 2	1228TSB	Str Bx Tub WR-7/8	14-646	1/2Dr DplmSkt6pt 1-7/16	23543	Elec Mini-Crimper 5-1/2
11900	FI Hd Comb WR 3/8	1-230-04-3-2	4 RD SM File w/PIHdl	14-648	1/2Dr DplmSkt6pt 1-1/2	23603	9 Lrms Dipped Hdles
11901	FI Hd Comb WR 7/16	1-230-08-1-2	8 RD BST File w/Hdle	16-624	3/4Dr DplmSkt6pt 3/4	23801	Conv Ret Rg Pl Cap 2
11902	FI Hd Comb WR 1/2	1230RC	Rev Rat Comb WR 15/16	16-626	3/4Dr DplmSkt6pt 13/16	23803	Conv Ret Rg Pl Cap 1
11903	FI Hd Comb WR 9/16	1230SC	WRChrSat12pt 15/16	16-628	DplmSkt6pt 7/8	24201A	Cab Scr 1/8x4
11904	FI Hd Comb WR 5/8	1230TSB	Str Bx Tub WR-15/16	16-630	DplmSkt6pt 15/16	24205A	SI Scr 3/16x4
11905	FI Hd Comb WR 11/16	1232RC	Rev Rat Comb WR 1	16-632	DplmSkt6pt 1	24207A	Cab Scr 3/16x3
11906	FI Hd Comb WR 3/4	1232SC	WRChrSat12pt 1	16-634	DplmSkt6pt 1 1/16	24211A	Cab Scr 3/16x6
1191	WRChrSat12pt 2 1/16	1232TOE	OE Tub WR-1	16-636	DplmSkt6pt 1 1/8	24213A	Cab Scr 3/16x10
1192	WRChrSat12pt 2 1/8	1232TSB	Str Bx Tub WR-1	16-640	DplmSkt6pt 1 1/4	24217A	SI Scr 1/4x1 1/2
1193	WRChrSat12pt 2 3/16	1234SC	WRChrSat12pt 1-1/16	16-642	DplmSkt6pt 1 5/16	24219A	SI Scr 1/4x4
1194	WRChrSat12pt 2 1/4	1234TOE	OE Tub WR-1-1/16	16-644	3/4Dr DplmSkt6pt 1-3/8	24237A	SI Scr 5/16x6
1195	WRChrSat12pt 2 3/8	1234TSB	Str Bx Tub WR-1-1/16	16-646	3/4Dr DplmSkt6pt 1-7/16	24239A	5/16x8 Rd SI Bnd Hdle
11952	Ofs Comb WR 3/8	1236SC	WRChrSat12pt 1-1/8	16-648	DplmSkt6pt 1 1/2	24241A	SI Scr 3/8x8
11953	Ofs Comb WR 7/16	1236TOE	Off Bx Tub Wr-1-1/8	16-650	3/4Dr DplmSkt6pt 1-9/16	24243A	3/8x12 Rd SI Bnd Hdle
11954	Ofs Comb WR 1/2	1236TSB	OE Tub WR-1-1/8	16-652	3/4Dr DplmSkt6pt 1-5/8	24249A	Ph Scr # 1
11955	Ofs Comb WR 9/16	1236TSB	Str Bx Tub WR-1-1/8	16-654	3/4Dr DplmSkt6pt 1-11/16	24251A	Ph Scr # 2x1 1/2
11956	Ofs Comb WR 5/8	1240SC	WRChrSat12pt 1-1/4	16-656	3/4Dr DplmSkt6pt 1-3/4	24253A	Ph Scr # 2x4
11957	Ofs Comb WR 11/16	1242	WRChrSat12pt 1-5/16	16-658	3/4Dr DplmSkt6pt 1-13/16	24259A	#3x6 Ph Bnd Hdle
11958	Ofs Comb WR 3/4	1244	WRChrSat12pt 1 3/8	16-660	3/4Dr DplmSkt6pt 1-7/8	24263A	Torx Scr T10x4
11959	Ofs Comb WR 13/16	1246	WRChrSat12pt 1 7/16	16-664	3/4Dr DplmSkt6pt 2	24265A	Torx Scr T15x4
11960	Ofs Comb WR 7/8	1248	WRChrSat12pt 1 1/2	1723	OE WRench 3/8x7/16	24267A	Torx Scr T20x4
1197	WRChrSat12pt 2 1/2	12601	Dbl FI Hd WR 3/8x7/16	1725	OE WR 7/16x1/2	24269A	Torx Scr T25x4
1206MRC	6mm Rat Comb WR	12603	Dbl FI Hd WR 1/2x9/16	1725B	OE WR 1/2x9/16	24271A	Torx Scr T27x4

All master set contents are subject to change over time, for updated information contact customer service or visit our website [snapon.com/industrialbrands](http://snapon.com/industrialbrands)

# Contents: Mammoth Set Fractional WSC-1390SAE (con't)

Product Code	Description	Product Code	Description	Product Code	Description	Product Code	Description
24273A	Torx Scr T30x4	3840-100-6-ST-1P	BiRecipBL 4 6TPI U-Thg	808050S-22	Ratcheting Scr Set	BU-1218	U-Skt12pt 9/16
24401	3/16 Csh Gr Ntdrv	3840-150-10-ST-1P	BiRecipBL 6 10TPI U-Thg	8223	Adj Joint Pls 8	BU-1220	U-Skt12pt 5/8
24403	1/4 Csh Gr Ntdrv	3840-150-14-ST-1P	BiRecipBL 6 14TPI U-Thg	8225	Adj Joint Pls 12	BU-1222	U-Skt12pt 11/16
24405	5/16 Csh Gr Ntdrv	3840-150-18-ST-1P	BiRecipBL 6 18TPI U-Thg	860114	Bi Hksw Bl 12 18TPI 10P	BU-1224	U-Skt12pt 3/4
24407	11/32 Csh Gr Ntdrv	3840-150-24-ST-1P	BiRecipBL 6 24TPI U-Thg	860124	Bi Hksw Bl 12 24TPI 10P	BWM-0810	DblHd 10°Ofs BxWR 8x10
2-4A	3/8Dr Im Adp3/8Fx1/2M	3840-150-5/8-SL-1P	BiRecipBL 6 5/8TPI	862017	Prof Holesaw Set 17pc	BWM-1113	DblHd 10°Ofs BxWR 11x013
24TH	Tub WR Hdle-24	3840-150-7-SL-1P	BiRecipBL 6 7TPI	87079	10 Ton Manmaster Gear Set	BWM-1214	DblHd 10°Ofs BxWR 12x14
2503MFRMH	1/2Dr Cl Trq WR 250 F-Lb	396-LAP	Fldg Saw Bmd 8 7TPI	9031RUS	Blks-Wide Adj WR 8	BWM-1415	DblHd 10°Ofs BxWR 14x15
2-608	3/8Dr ImSk6pt 1/4	40000	1/4x6 GsktScrp BmdHdl	9070RPUS	Blk Adj/Pipe WR 6	BWM-1618	DblHd 10°Ofs BxWR 16x18
2-610	3/8Dr ImSk6pt 5/16	40052	QckBl AutoUkKnife Spk025	9072RPU	Blk Adj/Pipe WR 10	BWM-1719	DblHd 10°Ofs BxWR 17x19
2-612	3/8Dr ImSk6pt 3/8	40058	Fldg Ut Knife	9-12-51/3806-KP	Bws w/Bws & Hack Bl	BWM-1922	DblHd 10°Ofs BxWR 19x22
2-614	3/8Dr ImSk6pt 7/16	40072	QckBl DispBulk100pk 025	9-467-00-0-0	File Cleaner	BWM-2124	DblHd 10°Ofs BxWR 21x24
2-616	3/8Dr ImSk6pt 1/2	40150	Tel Pick-Up Tl BmdHdl	B-101	3/8Dr Ext 1 1/2	BWM-2730	DblHd 10°Ofs BxWR 27x30
2-618	3/8Dr ImSk6pt 9/16	40201	4pc Mimipick/hookBmdHdl	B-108	3/8Dr Ext 3	BWM-3032	DblHd 10°Ofs BxWR 30x32
2-620	3/8Dr ImSk6pt 5/8	40221	12 Strap WR	B-110	3/8Dr Ext 6	C-10	Cd Chs 5 StSz 5/16
2-622	3/8Dr ImSk6pt 11/16	40251	4pc Ut Tl Set BmdHdl	B-115	3/8Dr Ext 11	C-12	Cd Chs 6 StSz 3/8
2-624	3/8Dr ImSk6pt 3/4	4-6	1/2Dr Im Adp1/2 Fx3/4	B-118	3/8Dr Ext 18	C-16	Cd Chs 6 1/2 StSz 1/2
2-626	3/8Dr ImSk6pt 13/16	40701	3/4Dr Im Adp 3/4 Fx1	B-1208	Skt12pt 1/4	C-20	Cd Chs 7 StSz 5/8
2-628	3/8Dr ImSk6pt 7/8	4-102	1/2Dr Im Ext 3-1/2	B-1210	Skt12pt 5/8	C-24	Cd Chs 7 1/2 StSz 3/8
2628G-180	Side Cutting Combination Plier ergo® 7"	4-105A	1/2Dr Im Ext 5	B-1212	Skt12pt 3/16	C-28	Cd Chs 8 StSz 7/8
2-630	3/8Dr ImSk6pt 15/16	4-110A	1/2Dr Im Ext10	B-1214	Skt12pt 1/2	C-32	Cd Chs 8 StSz 7/8
2-632	3/8Dr ImSk6pt 1	4-140B	1/2Dr Im U-Joint	B-1216	Skt12pt 9/16	C-36	Cd Chs 8 StSz 18
PL-209X	Lmns's Pl Cmf Gr 9 -1/2	42302	Std Seat Creeper	B-1218	Skt12pt 5/8	C-715	RIBr 1/2 StSz 15-1/8
28201	Av Snips Left	4-2F	1/2Dr Im Adp1/2 Fx3/8	B-1220	Skt12pt 3/4	C-718	RIBr 5/8 StSz 18
28203	Av Snips Right	43605	Tube Ctr 1-1/8	B-1222	Skt12pt 11/16	C-8	Cd Chs 4-3/4 StSz 1/4
28205	Av Snips Str	43618	Pl Hose Ctr	B-1224	Skt12pt 3/4	C-80A	Pch Bar 3/4 StSz 24
28301	Str Pat Tin Snips 7	4559-24	Boit Ctr Cmf Grs 24	B-1226	Skt12pt 13/16	C-82A	Pch Bar 3/4 StSz 18
28307	Str Pat Tin Snips 12	4-612	1/2Dr ImSk6pt 3/8	B-1228	Skt12pt 7/8	CC-404C	C-CI Cpr Scr 4
28449	Pch & Chs Holder	4-614	1/2Dr ImSk6pt7/16	B-1230	Skt12pt 15/16	CC-406C	C-CI Cpr Scr 6
30009	1/4 Fx3/8 M Adapter	4-616	1/2Dr ImSk6pt1/2	B-1232	Skt12pt 1	CW-4	Chain WR
300-14-F15/16-HP	TlBx Saw Pl14 15TPI	4-618	1/2Dr ImSk6pt9/16	B-140A	3/8Dr U-Joint	Ex-21A	ExtrDrill Sz 1/8
31008	3/8 Fx1/4 M Adapter	4-620	1/2Dr ImSk6pt5/8	B-15	3/8Dr Speeder	Ex-21B	ExtrDrill Sz 3/16
31009	3/8 Fx1/2 M Adapter	4-622	1/2Dr ImSk6pt11/16	B-20A	3/8Dr Sliding T Hdle	Ex-22A	ExtrDrill Sz 7/32
31301	3/8Dr SpkPl Skt 5/8	4-624	1/2Dr ImSk6pt3/4	B-40A	3/8Dr FlHdl	Ex-24A	ExtrDrill Sz 5/16
31303	3/8Dr SpkPl Skt 13/16	4-626	1/2Dr ImSk6pt13/16	B-52EHA	3/8Dr EnchHd Rat 8	Ex-25A	ExtrDrill Sz 15/32
32008	1/2 Fx3/8 M Adapter	4-628	1/2Dr ImSk6pt7/8	B-52EHLA	3/8Dr EnchHd Rat 10-3/4	Ex-25B	ExtrDrill Sz 3/8
32412	1/2Dr Skt 3/8	4-630	1/2Dr ImSk6pt15/16	B-70	Chr Ratchet Spinner	Ex-26A	ExtrDrill Sz 9/16
32414	1/2Dr Skt 7/16	4-632	1/2Dr ImSk6pt1	BA-10A	Sh HexBISkt 5/16	Ex-28	ExtrDrill Sz 21/32
32416	1/2Dr Skt 1/2	4-634	1/2Dr ImSk6pt1-1/16	BA-10A-3P	3/8Dr Ph Skt 3-Pt	Ex-29	ExtrDrill Sz 13/16
32418	1/2Dr Skt 9/16	4-636	1/2Dr ImSk6pt1-1/8	BA-10A-3S	3/8Dr SISkt 9/32x045	GS-1	Master Feeler Gauge Set
32420	1/2Dr Skt 5/8	4-638	1/2Dr ImSk6pt1-3/16	BA-10A-4S	3/8Dr SISkt 5/16x055	GSC-12	GsktScrp-8-3/4x1 1/2
32422	1/2Dr Skt 11/16	4-640	1/2Dr ImSk6pt1-1/4	BA-10HBA	Bl HexBISkt 5/16	H-104	3/4Dr Ext 3
32424	1/2Dr Skt 3/4	4-642	1/2Dr ImSk6pt1-5/16	BA-10LA	Lg HexBISkt 5/16	H-110	3/4Dr Ext 8
32426	1/2Dr Skt 13/16	4-644	1/2Dr ImSk6pt1-3/8	BA-12LA	Sh HexBISkt 3/8	H-115	3/4Dr Ext 16
32428	1/2Dr Skt 7/8	4-646	1/2Dr ImSk6pt1-7/16	BA-12A-4P	3/8Dr Ph Skt 4-Pt	H-1224	3/4Dr Skt12pt 3/4
32430	1/2Dr Skt 15/16	4-648	1/2Dr ImSk6pt1-1/2	BA-12HBA	Bl HexBISkt 3/8	H-1226	3/4Dr Skt12pt 13/16
32432	1/2Dr Skt 1	471	Adj Hk Spr 3/4 To 2	BA-12LA	Lg HexBISkt 3/8	H-1228	3/4Dr Skt12pt 7/8
32434	1/2Dr Skt 1 1/16	472	Adj Hk Spr 1-1/4 To 3	BA-4A	Sh HexBISkt 1/8	H-1230	3/4Dr Skt12pt 15/16
32436	1/2Dr Skt 1 1/8	474	Adj Hk Spr 2 To 4-3/4	BA-4HBA	Bl HexBISkt 1/8	H-1232	3/4Dr Skt12pt 1
32438	1/2Dr Skt 1 3/16	6004MFRMH	3/4Dr Cl Trq WR 600 F-Lb	BA-4LA	Lg HexBISkt 1/8	H-1234	3/4Dr Skt12pt 1-1/16
32440	1/2Dr Skt 1 1/4	6-107	3/4Dr Im Ext 7	BA-5A	Sh HexBISkt 5/32	H-1236	3/4Dr Skt12pt 1-3/16
32448	1/2Dr Skt 1 1/2	6-110	3/4Dr Im Ext 9-3/4	BA-5A-1S	3/8Dr SISkt 3/16x032	H-1238	3/4Dr Skt12pt 1-3/8
325	Prof Hksw Hdle 12	6-113	3/4Dr Im Ext 12-3/4	BA-SHBA	Bl HexBISkt 5/32	H-1240	3/4Dr Skt12pt 1-1/4
33008	3/4F 1/2M Adapter	6-140B	3/4Dr Im U-Joint	BA-SLA	Lg HexBISkt 5/32	H-1242	3/4Dr Skt12pt 1-5/16
35040	1/4Dr ScrBt Skt Sl 5/32	6-1XS	Ret Reg	BA-6A	Sh HexBISkt 3/16	H-1244	3/4Dr Skt12pt 1-3/8
35041	1/4Dr ScrBt Skt Sl 7/32	625	Scrp1 TripleW/Hol	BA-6HBA	Bl HexBISkt 3/16	H-1246	3/4Dr Skt12pt 1-7/16
35042	1/4Dr ScrBt Skt Sl 9/32	625-DROP	Drop-Shape Bl625 Scrp	BA-8LA	Lg HexBISkt 3/16	H-1248	3/4Dr Skt12pt 1-1/2
35050	1/4Dr ScrBt Skt Ph # 0	625-PEAR	Pear-Shape Bl625 Scrp	BA-7A	Sh HexBISkt 7/32	H-1250	3/4Dr Skt12pt 1-9/16
35051	1/4Dr ScrBt Skt Ph # 1	625-RD	RD Bl625 Scrp	BA-7A-1P	3/8Dr Ph Skt 1-Pt	H-1252	3/4Dr Skt12pt 1-5/8
35052	1/4Dr ScrBt Skt Ph # 2	6-4A	3/4Dr ImAdp 3/4 Fx1/2M	BA-7A-2P	3/8Dr Ph Skt 2-Pt	H-1254	3/4Dr Skt12pt 1-11/16
35080	1/4Dr Torx Bit Skt T10	6-618A	3/4Dr ImSk6pt 9/16	BA-7A-2S	3/8Dr SISkt 7/32x040	H-1256	3/4Dr Skt12pt 1-3/4
35081	1/4Dr Torx Bit Skt T15	6-620A	3/4Dr ImSk6pt 5/8	BA-7HBA	Bl HexBISkt 7/32	H-1258	3/4Dr Skt12pt 1-13/16
35082	1/4Dr Torx Bit Skt T20	6-622A	3/4Dr ImSk6pt 11/16	BA-7LA	Lg HexBISkt 7/32	H-1260	3/4Dr Skt12pt 1-7/8
35083	1/4Dr Torx Bit Skt T25	6-624A	Std ImSk6pt 3/4	BA-8A	Sh HexBISkt 1/4	H-1264	3/4Dr Skt12pt 2
35084	1/4Dr Torx Bit Skt T27	6-626A	Std ImSk6pt 13/16	BA-8HBA	Bl HexBISkt 1/4	H-1266	3/4Dr Skt12pt 2-1/16
35085	1/4Dr Torx Bit Skt T30	6-628A	Std ImSk6pt 7/8	BA-8LA	Lg HexBISkt 1/4	H-1268	3/4Dr Skt12pt 2-1/8
35182	3/8Dr Torx Bit Skt T25	6-630A	Std ImSk6pt 15/16	BB-526	3/8Dr Penta-Skt	H-1270	3/4Dr Skt12pt 2-3/16
35183	3/8Dr Torx Bit Skt T27	6-632A	Std ImSk6pt 1	BD-1208	Dp Skt12pt 1/4	H-1272	3/4Dr Skt12pt 2-1/4
35184	3/8Dr Torx Bit Skt T30	6-634A	Std ImSk6pt 1 1/16	BD-1210	Dp Skt12pt 5/16	H-1274	3/4Dr Skt12pt 2-5/16
35185	3/8Dr Torx Bit Skt T40	6-636	Std ImSk6pt 1 1/8	BD-1212	Dp Skt12pt 3/8	H-1276	3/4Dr Skt12pt 2-3/8
35186	3/8Dr Torx Bit Skt T45	6-640	Std ImSk6pt 1 1/4	BD-1214	Dp Skt12pt 7/16	H-140A	3/4Dr U-Joint
35187	3/8Dr Torx Bit Skt T47	6-642	Std ImSk6pt 1 5/16	BD-1216	Dp Skt12pt 1/2	H-20A	3/4Dr FlHdl Chr22-11/16
35188	3/8Dr Torx Bit Skt T50	6-644	Std ImSk6pt 1 3/8	BD-1218	Dp Skt12pt 9/16	H-41AA	3/4Dr Ratchet 24-11/16
35192	3/8Dr Torx Bit Skt T25	6-646	Std ImSk6pt 1 7/16	BD-1220	Dp Skt12pt 5/8	H-51AB1	3/4Dr FlHdl Chr22-11/16
35193	3/8Dr Torx Bit Skt T27	6-648	Std ImSk6pt 1 1/2	BD-1222	Dp Skt12pt 11/16	HD-628	3/4Dr Dp Skt6pt 7/8
35194	3/8Dr Torx Bit Skt T30	665	Scrp2-1/2 Dbl Bl	BD-1224	Dp Skt12pt 3/4	HD-630	3/4Dr Dp Skt6pt 15/16
35195	3/8Dr Torx Bit Skt T40	6-652	Std ImSk6pt 1 5/8	BD-1226	Dp Skt12pt 13/16	HD-632	3/4Dr Dp Skt6pt 1
35196	3/8Dr Torx Bit Skt T45	6-654	3/4Dr ImSk6pt1-11/16	BD-1228	Dp Skt12pt 7/8	HD-634	3/4Dr Dp Skt6pt 1-1/16
35197	3/8Dr Torx Bit Skt T47	6-656	3/4Dr ImSk6pt 1-3/4	BD-1230	Dp Skt12pt 15/16	HD-636	3/4Dr Dp Skt6pt 1-1/8
35198	3/8Dr Torx Bit Skt T50	6-658	3/4Dr ImSk6pt1-13/16	BD-1232	Dp Skt12pt 1	HD-640	3/4Dr Dp Skt6pt 1-1/4
36TH	Tub WR Hdle-36	6-660	3/4Dr ImSk6pt 1-7/8	BD-808	3/8Dr Skt 8-Pt 1/4	HD-642	3/4Dr Dp Skt6pt 1-5/16
3816-300	Tung Carbide Hksw Bl 12	6-662	3/4Dr ImSk6pt1-15/16	BD-810	3/8Dr Skt 8-Pt 5/16	HD-644	3/4Dr Dp Skt6pt 1-3/8
38216	3/4Dr Hex ImSkt 1/2	6-664	3/4Dr ImSk6pt2	BD-812	3/8Dr Skt 8-Pt 3/8	HD-646	3/4Dr Dp Skt6pt 1-7/16
38218	3/4Dr Hex ImSkt 9/16	6-666	3/4Dr ImSk6pt2-1/16	BD-814	3/8Dr Skt 8-Pt 7/16	HD-648	3/4Dr Dp Skt6pt 1-1/2
38220	3/4Dr Hex ImSkt 5/8	6-670	3/4Dr ImSk6pt2-3/16	BD-816	3/8Dr Skt 8-Pt 1/2	HD-652	3/4Dr Dp Skt6pt 1-5/8
38224	3/4Dr Hex ImSkt 3/4	6-672	3/4Dr ImSk6pt2-1/4	BD-818	3/8Dr Skt 8-Pt 9/16	HIN-130	3/4Dr ADp 3/4 Fx1 M
38226	3/4Dr Hex ImSkt 13/16	6-676	3/4Dr ImSk6pt2-3/8	BD-820	3/8Dr Skt 8-Pt 5/8	HIN-131	3/4Dr ADp 3/4 Fx1 M
38228	3/4Dr Hex ImSkt 7/8	7029B	BxWRChrSat12pt 11/16x3/4	BFE-8	3/8Dr Fible Ext 8	HSB-2.6A	Brass Hmr 2-1/2 Lb
38232	3/4Dr Hex ImSkt 1	7033C	BxWRChrSat12pt 15/16x1	BHMD-30	3/8Dr Hd ImpDrr	HSB-3.8A	Brass Hmr 4 Lb
38238	3/4Dr Hex ImSkt 1 1/8	7723	BxWRChrSat12pt 3/8x7/16	BS-05B	3/8Dr Adp1/2 Fx3/8 M Blk	HSP-155A	Hmr Body 1-1/4 Lb 1-1/2
38240	3/4Dr Hex ImSkt 1 1/4	7725B	BxWRChrSat12pt 1/2x9/16	BS-12B	3/8Dr Adp1/2 Fx3/8 M Blk	HSP-15N	Hmr Tip Med Hard 1-1/2
3840-100-10-SC-1P	BiRecipBL 4 10TPI	7727A	BxWRChrSat12pt 5/8x11/16	BU-1212	U-Skt12pt 3/8	HSP-15S	Hmr Tip Soft 1-1/2
3840-100-18-SC-1P	BiRecipBL 4 18TPI	7731A	BxWRChrSat12pt 3/4x7/8	BU-1214	U-Skt12pt 7/16	HSP-15xH	Hmr Tip Extra Hard1-1/2
3840-100-24-ST-1P	BiRecipBL 4 24TPI U-Thg	7731B	BxWRChrSat12pt 13/16x7/8	BU-1216	U-Skt12pt 1/2	JHW-16	Dead Blow Hmr16oz

MASTER SET CONTENTS

APPENDIX

All master set contents are subject to change over time, for updated information contact customer service or visit our website [snapon.com/industrialbrands](http://snapon.com/industrialbrands)

# Contents: Mammoth Set Fractional WSC-1390SAE (con't)

Product Code	Description	Product Code	Description	Product Code	Description	Product Code	Description
JHW-32	Dead Blow Hmr32oz	O-471	Adj Pin Spr 3/4 To 2	RBO-810	OfsRatBxWR12pt 1/4x5/16	SDS-62	SQ Shank Scr Sl Sthby
M-102	1/4DrExt2	O-472	Adj Pin Spr 1-1/4 To 3	RFW-12	Rat FL NUT WR3/8	ST-1212	1/2Dr Std12ptSkt 3/8
M-104	1/4DrExt4	OES-0607	Dbl Oe WR 3/16x7/32Sh	RFW-14	Rat FL NUT WR7/16	ST-1214	1/2Dr Std12ptSkt 7/16
M-106A	1/4DrSpinner Hdle	OES-0809	Dbl Oe WR 1/4x9/32Sh	RFW-16	Rat FL NUT WR1/2	ST-1216	1/2Dr Std12ptSkt 1/2
M-110	1/4DrExt 10	OES-1011	Dbl Oe WR 5/16x11/32Sh	RFW-18	Rat FL NUT WR9/16	ST-1218	1/2Dr Std12ptSkt 9/16
M-115	1/4DrExt6	OES-1214	Dbl Oe WR 3/8x7/16Sh	RFW-20	Rat FL NUT WR5/8	ST-1219	1/2Dr Std12ptSkt 19/32
M-140A	1/4DrU-Joint	OES-1618	Dbl Oe WR 1/2x9/16Sh	RFW-22	Rat FL NUT WR11/16	ST-1220	1/2Dr Std12ptSkt 5/8
M-15A	1/4DrSpeeder	P-10	Pinpoch 7 StSz 1/2	RFW-24	Rat FL NUT WR3/4	ST-1221	1/2Dr Std12ptSkt 21/32
30008	1/4DrSliding T Hdle	P-13	Slpoch 4-1/2 StSz 5/16	RFW-26	Rat FL NUT WR13/16	ST-1222	1/2Dr Std12ptSkt 11/16
M-42A	1/4DrFIHdl	P-14	Slpoch 4-1/2 StSz 5/16	RFW-28	Rat FL NUT WR7/8	ST-1224	1/2Dr Std12ptSkt 3/4
M-52EHA	1/4Dr EnchHd Ratchet 5	P-15	Slpoch 5 StSz 3/8	RFW-30	Rat FL NUT WR15/16	ST-1225	1/2Dr Std12ptSkt 23/32
M-605	Skt6pt 5/32	P-16	Slpoch 5 StSz 3/8	RFW-32	Rat FL NUT WR1	ST-1226	1/2Dr Std12ptSkt 13/16
M-606	Skt6pt 3/16	P-17	Slpoch 6 StSz 1/2	S-102P	1/2Dr Ext2	ST-1228	1/2Dr Std12ptSkt 7/8
M-607	Skt6pt 7/32	P-25	LgTprPch 8-1/2 StSz 1/2	S-10A	1/2Dr Ext5	ST-1230	1/2Dr Speeder 13-5/8
M-608	Skt6pt 1/4	P-26	LgTprPch 9 StSz 1/2	S-110P	1/2Dr Ext0	ST-1231	1/2Dr Std12ptSkt 31/32
M-609	Skt6pt 9/32	P-28	LgTprPch 11 StSz 5/8	S-115P	1/2Dr Ext10	ST-1232	1/2Dr Std12ptSkt 1
M-610	Skt6pt 5/16	P-3	Pinpoch 4-3/4 StSz 5/16	S-121P	1/2Dr Ext20	ST-1234	1/2Dr Std12ptSkt 1 1/16
M-611	Skt6pt 11/32	P-30	Prickpoch 5 StSz 3/8	S-140A	1/2DrU-Joint	ST-1236	1/2Dr Std12ptSkt 1 1/8
M-612	Skt6pt 3/8	P-4	Pinpoch 5 StSz 5/16	S-15A	1/2Dr Speeder 18-1/16	ST-1238	1/2Dr Std12ptSkt 1 3/16
M-614	Skt6pt 7/16	P-40	Centerpoch 5 StSz 3/8	S-20A	1/2Dr Sliding T Hdle	ST-1240	1/2Dr Std12ptSkt 1 1/4
M-616	Skt6pt 1/2	P-42	Centerpoch 6 StSz 1/2	S-40AA	1/2Dr FIHdl 10-7/16	ST-1242	1/2Dr Std12ptSkt 1 5/16
M-618	Skt6pt 9/16	P-5	Pinpoch 5-1/4 StSz 5/16	S-41AA	1/2Dr FIHdl 15-1/2	ST-1244	1/2Dr Std12ptSkt 1 3/8
M-808	1/4Dr Skt 8-Pt 1/4	P-6	Pinpoch 5-1/2 StSz 5/16	S-52EHA	1/2Dr EnchHd Rat 10-3/8	ST-1246	1/2Dr Std12ptSkt 1 7/16
M-810	1/4Dr Skt 8-Pt 5/16	P-8	Pinpoch 7 StSz 3/8	S-52EHLA	1/2Dr EnchHd Rat 15	ST-1248	1/2Dr Std12ptSkt 1 1/2
M-812	1/4Dr Skt 8-Pt 3/8	PL-1515	Lck Rg Pls8	S-60D	1/2Dr Stud Remover	ST-812	1/2Dr Std8ptSkt 3/8
MA-10LA	1/4Dr Lg HexBtSkt 5/16	PL1519C	Superjoint Pls 5	S-70	1/2Dr Ratchet Spinner	ST-814	1/2Dr Std8ptSkt 7/16
MA-3-1/2LA	1/4Dr Lg HexBtSkt 7/64	PL-1600C	Snap Rg Pls & Tips Set	SA-10A	HexBtSkt 5/16	ST-816	1/2Dr Std8ptSkt 1/2
MA-3HBA	Bl HexBtSkt 3/32	PL-529	Hvy Dty Snap Rg Pls Set	SA-10A-3P	1/2Dr Ph Skt 3-Pt	ST-818	1/2Dr Std8ptSkt 9/16
MA-3LA	1/4Dr Lg HexBtSkt 3/32	PL-533	Fixed Tip Ret Rg Pl-Ext	SA-10A-3S	1/2Dr SIBtSkt	ST-820	1/2Dr Std8ptSkt 5/8
MA-4 1/2HBA	Bl HexBtSkt 9/64	PL-534	Fixed Tip Ret Rg Pl-Ext	SA-10LA	Lg HexBtSkt 5/16	ST-822	1/2Dr Std8ptSkt 11/16
MA-4-1/2LA	1/4Dr Lg HexBtSkt 9/64	PLS-6A	General Service Pls Set	SA-12A	HexBtSkt 3/8	ST-824	1/2Dr Std8ptSkt 3/4
MA-4HBA	Bl HexBtSkt 1/8	RB-1214	Rat Chr 6pt 3/8x7/16	SA-12A-4P	1/2Dr Ph Skt 4-Pt	ST-826	1/2Dr Std8ptSkt 13/16
MA-4LA	1/4Dr Lg HexBtSkt 1/8	RB-1618	Rat Chr 6pt 1/2x9/16	SA-12A-4S	1/2Dr SIBtSkt	ST-828	1/2Dr Std8ptSkt 7/8
MA-5HBA	Bl HexBtSkt 5/32	RB-2022	Rat Chr 12pt 5/8x11/16	SA-12LA	Lg HexBtSkt 3/8	ST-830	1/2Dr Std8ptSkt 15/16
MA-5LA	1/4Dr Lg HexBtSkt 5/32	RB-2428	Rat Chr 12pt 3/4x7/8	SA-16A	HexBtSkt 1/2	ST-832	1/2Dr Std8ptSkt 1
MA-6HBA	Bl HexBtSkt 3/16	RB-42	Sg Rat WR 1-5/16	SA-16LA	Lg HexBtSkt 1/2	ST-834	1/2Dr Std8ptSkt 1 1/16
MA-6LA	1/4Dr Lg HexBtSkt 3/16	RB-44	Sg Rat WR 1-3/8	SA-18A	HexBtSkt 9/16	ST-836	1/2Dr Std8ptSkt 1 1/8
MA-7HBA	Bl HexBtSkt 7/32	RB-46	Sg Rat WR 1-7/16	SA-18LA	Lg HexBtSkt 9/16	ST-840	1/2Dr Std8ptSkt 1 1/4
MA-7LA	1/4Dr Lg HexBtSkt 7/32	RB-48	Sg Rat WR 1-1/2	SA-20A	HexBtSkt 5/8	TS38375	TurboSkt SavSkt 3/8
MA-8HBA	Bl HexBtSkt 1/4	RB-50	Sg Rat WR 1-9/16	SA-20LA	Lg HexBtSkt 5/8	TS38437	TurboSkt SavSkt 7/16
MA-8LA	1/4Dr Lg HexBtSkt 1/4	RB-52	Sg Rat WR 1-5/8	SA-6A	HexBtSkt 1/4	TS38500	TurboSkt SavSkt 1/2
MD-606	Dp Skt6pt 3/16	RB-54	Sg Rat WR 1-11/16	SA-8LA	Lg HexBtSkt 1/4	TS38562	TurboSkt SavSkt 9/16
MD-607	Dp Skt6pt 7/32	RB-56	Sg Rat WR 1-3/4	SB-30	1/2DrDragLnk Skt 1-1/2	TS38625	TurboSkt SavSkt 5/8
MD-608	Dp Skt6pt 1/4	RB-58	Sg Rat WR 1-13/16	SB-40	1/2DrDragLnk Skt 1-9/16	TS38687	TurboSkt SavSkt 11/16
MD-609	Dp Skt6pt 9/32	RB-60	Sg Rat WR 1-7/8	SB-40AA	1/2Dr FIHdl 10-13/16 Blk	TS38750	TurboSkt SavSkt 3/4
MD-610	Dp Skt6pt 5/16	RB-64	Sg Rat WR2	SB-526	1/2Dr Penta-Skt	WRS-1	Rat Scr
MD-611	Dp Skt6pt 11/32	RB-68	Sg Rat WR 2-1/8	SH-130	1/2Dr ADp 1/2 Fx3/4 M	WRST1	T Hdle Rat Scr Sthby
MD-612	Dp Skt6pt 3/8	RB-810	Rat Chr 6pt 1/4x5/16	SDR-22	SQ Shank Scr Sl 3	WSM-11TRC	1/4Dr HexBtSkt Set 10-pc
MD-614	Dp Skt6pt 7/16	RBO-1214	OfsRatBxWR12pt 3/8x7/16	SDR-24	SQ Shank Scr Sl 4	WSM-4TRC	1/4Dr HexBtSkt Set 4-pc
MD-616	Dp Skt6pt 1/2	RBO-1618	OfsRatBxWR12pt 1/2x9/16	SDR-26	SQ Shank Scr Sl 6	WTC-11	Wire Twister/Ctr 8-1/2
MD-618	Dp Skt6pt 9/16	RBO-2022	OfsRatBxWR12pt 5/8x11/16	SDR-28	SQ Shank Scr Sl 8		
MFE-6	1/4Dr Fiible Ext 6	RBO-2428	OfsRatBxWR12pt 3/4x7/8	SDS-33	SQ Shank Scr Sl 12		

MASTER SET CONTENTS

APPENDIX

All master set contents are subject to change over time, for updated information contact customer service or visit our website [snapon.com/industrialbrands](http://snapon.com/industrialbrands)



## Contents: Mammoth Set Metric WSC-1390MM

Refer to Master Sets Section Pages 20 & 21 for Photo and Description

Product Code	Description	Product Code	Description	Product Code	Description	Product Code	Description
1002MFRMH	3/8Dr CI Trq Wr 100 F-Lb	1248TOB	Off Bx Tub WR-1-1/2-38mm	24219A	SI Scr 1/4x4	4-6	1/2Dr Im Adj/1/2 Fx3/4
10111	Hex Key Set Sh 11-pc	1248TOE	OE Tub WR-1-1/2-38mm	24237A	SI Scr 5/16x6	40701	3/4Dr Im Adj 3/4 Fx1
10213	Hex Key Set Lg 13-pc	1252TOB	Off Bx Tub WR-1-5/8-41mm	24239A	5/16x8 Rd SI Bmd Hdle	4-102	1/2Dr Im Ext 3-1/2
10650	FL NUT WR 9x 11mm	1256TOB	Off Bx Tub WR-1-3/4-44mm	24241A	SI Scr 3/8x8	4-105A	1/2Dr Im Ext 5
10652	FL NUT WR 10x 12mm	12M-607	3/8Dr DplmSktp 7mm	24243A	3/8x12 Rd SI Bmd Hdle	4-110A	1/2Dr Im Ext 10
10654	FL NUT WR 13x 14mm	12M-608	3/8Dr DplmSktp 8mm	24249A	Ph Scr # 1x3	4-140B	1/2Dr Im U-Joint
10656	FL NUT WR 15x 17mm	12M-609	3/8Dr DplmSktp 9mm	24251A	Ph Scr # 2x1 1/2	42302	Std Seat Creeper
10658	FL NUT WR 19x 21mm	12M-610	3/8Dr DplmSktp 10mm	24253A	Ph Scr # 2x4	4-2F	1/2Dr Im Adj1/2 Fx3/8
1-100-04-3-2	4 Hd SM File w/PIHdl	12M-611	3/8Dr DplmSktp 11mm	24259A	#3x6 Ph Bmd Hdle	43605	Tube Ctr 1-1/8
1-100-08-1-2	8 Hd BST File w/Hdle	12M-612	3/8Dr DplmSktp 12mm	24263A	Torx Scr T10x4	43618	PI Hose Ctr
1-100-08-2-2	8 Hd 2ND File w/Hdle	12M-613	3/8Dr DplmSktp 13mm	24265A	Torx Scr T15x4	4559-24	Bolt Ctr Cmf Grs 24
1-111-04-3-2	4 WRD SM File w/PIHdl	12M-614	3/8Dr DplmSktp 14mm	24267A	Torx Scr T20x4	471	Adj Hk Spr 3/4 To 2
1-160-04-3-2	4 SQ SM File w/PIHdl	12M-615	3/8Dr DplmSktp 15mm	24269A	Torx Scr T25x4	472	Adj Hk Spr 1-1/4 To 3
1-160-08-1-2	8 SQ BST File w/Hdle	12M-616	3/8Dr DplmSktp 16mm	24271A	Torx Scr T27x4	474	Adj Hk Spr 2 To 4-3/4
1-170-04-3-2	4 3 SQ SM File w/PIHdl	12M-617	3/8Dr DplmSktp 17mm	24273A	Torx Scr T30x4	4M-610	1/2Dr ImSktp 10mm
11710	Stby Comb WR 10mm	12M-618	3/8Dr DplmSktp 18mm	24401	3/16 Csh Gr Ntdrv	4M-611	1/2Dr ImSktp 11mm
11712	Stby Comb WR 12mm	12M-619	3/8Dr DplmSktp 19mm	24403	1/4 Csh Gr Ntdrv	4M-612	1/2Dr ImSktp 12mm
11713	Stby Comb WR 13mm	12M-620	3/8Dr DplmSktp 20mm	24405	5/16 Csh Gr Ntdrv	4M-613	1/2Dr ImSktp 13mm
11714	Stby Comb WR 14mm	12M-621	3/8Dr DplmSktp 21mm	24407	11/32 Csh Gr Ntdrv	4M-614	1/2Dr ImSktp 14mm
11715	Stby Comb WR 15mm	12M-622	3/8Dr DplmSktp 22mm	2-4A	3/8Dr Im Adj3/8Fx1/2M	4M-615	1/2Dr ImSktp 15mm
11717	Stby Comb WR 17mm	12M-623	3/8Dr DplmSktp 23mm	24TH	Tub WR Hdle-24	4M-616	1/2Dr ImSktp 16mm
11718	Stby Comb WR 18mm	12M-624	3/8Dr DplmSktp 24mm	2503MFRMH	1/2Dr CI Trq WR 250 F-Lb	4M-617	1/2Dr ImSktp 17mm
1206MRC	Rev Rat Comb WR 6mm	13213	Bl End Hex Key Lg 13-pc	2628G-180	Side Cutting Combination Plier ergo™ 7	4M-618	1/2Dr ImSktp 18mm
1207MSC	WRChSat12pt 7mm	14M-610	1/2Dr DplmSktp 10mm	PL-209X	Lnms's Pl Cmf Gr 9-1/2	4M-619	1/2Dr ImSktp 19mm
1208MRC	Rev Rat Comb WR 8mm	14M-611	1/2Dr DplmSktp 11mm	28201	Av Snips Left	4M-620	1/2Dr ImSktp 20mm
1208MRCF	FI Hd Rat Comb WR 8mm	14M-612	1/2Dr DplmSktp 12mm	28203	Av Snips Right	4M-621	1/2Dr ImSktp 21mm
1208MRCSC	Sbty Rat Comb WR 8mm	14M-613	1/2Dr DplmSktp 13mm	28205	Av Snips Str	4M-622	1/2Dr ImSktp 22mm
1208MSC	WRChSat12pt 8mm	14M-614	1/2Dr DplmSktp 14mm	28301	Str Pat Tin Snips 7	4M-623	1/2Dr ImSktp 23mm
1208RC	1/4 Rat Comb WR	14M-615	1/2Dr DplmSktp 15mm	28307	Str Pat Tin Snips 12	4M-624	1/2Dr ImSktp 24mm
1209MRC	Rev Rat Comb WR 9mm	14M-616	1/2Dr DplmSktp 16mm	28449	Pch & Cns Holder	4M-625	1/2Dr ImSktp 25mm
1209MRCF	FI Hd Rat Comb WR 9mm	14M-617	1/2Dr DplmSktp 17mm	2M-607	Std ImSktp 7mm	4M-626	1/2Dr ImSktp 26mm
1209MRCSC	Sbty Rat Comb WR 9mm	14M-618	1/2Dr DplmSktp 18mm	2M-608	Std ImSktp 8mm	4M-627	1/2Dr ImSktp 27mm
1209MSC	WRChSat12pt 9mm	14M-619	1/2Dr DplmSktp 19mm	2M-609	Std ImSktp 9mm	4M-629	1/2Dr ImSktp 29mm
1-210-04-3-2	4 1/2RD SM File w/PIHdl	14M-620	1/2Dr DplmSktp 20mm	2M-610	Std ImSktp 10mm	4M-630	1/2Dr ImSktp 30mm
1-210-08-1-2	8 1/2RD BST File w/Hdle	14M-621	1/2Dr DplmSktp 21mm	2M-611	Std ImSktp 11mm	4M-632	1/2Dr ImSktp 32mm
1210MRC	Rev Rat Comb WR 10mm	14M-622	1/2Dr DplmSktp 22mm	2M-612	Std ImSktp 12mm	4M-634	1/2Dr ImSktp 34mm
1210MRCF	FI Hd Rat Comb WR 10mm	14M-623	1/2Dr DplmSktp 23mm	2M-613	Std ImSktp 13mm	4M-636	1/2Dr ImSktp 36mm
1210MRCSC	Sbty Rat Comb WR 10mm	14M-624	1/2Dr DplmSktp 24mm	2M-614	Std ImSktp 14mm	6004MFRMH	3/4Dr CI Trq WR 800 F-Lb
1210MSC	WRChSat12pt 10mm	14M-625	1/2Dr DplmSktp 25mm	2M-615	Std ImSktp 15mm	6-107	3/4Dr Im Ext 7
1211MRC	Rev Rat Comb WR 11mm	14M-626	1/2Dr DplmSktp 26mm	2M-616	Std ImSktp 16mm	6-110	3/4Dr Im Ext 9-3/4
1211MRCF	FI Hd Rat Comb WR 11mm	14M-627	1/2Dr DplmSktp 27mm	2M-617	Std ImSktp 17mm	6-113	3/4Dr Im Ext 12-3/4
1211MRCSC	Sbty Rat Comb WR 11mm	14M-629	1/2Dr DplmSktp 29mm	2M-618	Std ImSktp 18mm	6-140B	3/4Dr Im U-Joint
1211MSC	WRChSat12pt 11mm	14M-630	1/2Dr DplmSktp 30mm	2M-619	Std ImSktp 19mm	6-1XS	Ret Gr
1212MRC	Rev Rat Comb WR 12mm	14M-632	1/2Dr DplmSktp 32mm	30009	1/4 Fx3/8 M Adapter	625	Scrpt Triple
1212MRCF	FI Hd Rat Comb WR 12mm	14M-634	1/2Dr DplmSktp 34mm	300-14-F15/16-HP	TlBx Saw P114 15TPI	625-DROP	Drop-Shape B1625 Scrp
1212MRCSC	Sbty Rat Comb WR 12mm	14M-635	1/2Dr DplmSktp 35mm	31008	3/8 Fx1/4 M Adapter	625-PEAR	Pear-Shape B1625 Scrp
1212MSC	WRChSat12pt 12mm	14M-636	1/2Dr DplmSktp 36mm	31009	3/8 Fx1/2 M Adapter	625-RD	RD B1625 Scrp
1213MRC	Rev Rat Comb WR 13mm	2-02B	3/8Dr Im Ext 3	325	Prof Hksw Hdle 12	6-4A	3/4Dr ImAdj 3/4 Fx1/2M
1213MRCF	FI Hd Rat Comb WR 13mm	20401	160z FG Crv Claw Hmr	35040	1/4Dr ScrBt Skt SI 5/32	665	Scrp2-1/2 Dbl Bl
1213MRCSC	Sbty Rat Comb WR 13mm	20544	260z Bl PN FG Hdle Hmr	35041	1/4Dr ScrBt Skt SI 7/32	8223	Adj Joint PIs 8
1213MSC	WRChSat12pt 13mm	20545	240z Bl PN FG Hdle Hmr	35042	1/4Dr ScrBt Skt SI 9/32	8225	Adj Joint PIs 12
1214MRC	Rev Rat Comb WR 14mm	20651	480z CrPN FG LgHdl Hmr	35050	1/4Dr ScrBt Skt Ph # 0	860114	Bl Hksw Bl 12 18TPI 10P
1214MRCF	FI Hd Rat Comb WR 14mm	20678	320zDrIF FG Hdle Hmr	35051	1/4Dr ScrBt Skt Ph # 1	860124	Bl Hksw Bl 12 24TPI 10P
1214MRCSC	Sbty Rat Comb WR 14mm	208	Mini Hksw Alum Hdle 10	35052	1/4Dr ScrBt Skt Ph # 2	862017	Prof Holesaw Set 17pc
1214MSC	WRChSat12pt 14mm	2-103A	3/8Dr Im Ext 3	35080	1/4Dr Torx Bit Skt T10	87032	Stud Rem/Inst Set
1215MRC	Rev Rat Comb WR 15mm	2-106A	3/8Dr Im Ext 6	35081	1/4Dr Torx Bit Skt T15	87079	10 Ton Gear Set
1215MRCF	FI Hd Rat Comb WR 15mm	2-140B	3/8Dr Im U-Joint	35082	1/4Dr Torx Bit Skt T20	9031RUS	Blkx-Wide Adj WR 8
1215MRCSC	Sbty Rat Comb WR 15mm	21661	2pc PryBar	35083	1/4Dr Torx Bit Skt T25	9070RUPUS	Blk Adj/Pipe WR 6
1215MSC	WRChSat12pt 15mm	2203-8	Diagonal Cutting Plier Straight ergo® 8	35084	1/4Dr Torx Bit Skt T27	9072RUPUS	Blk Adj/Wkr WR 10
1216MRC	Rev Rat Comb WR 16mm	222D	Alligator Pl 6	35085	1/4Dr Torx Bit Skt T30	9-12-51/3806-KP	Bws w/Bws 3/4 Hck Bl
1216MRCF	FI Hd Rat Comb WR 16mm	223D	Alligator Pl 7-1/2	35182	3/8Dr Torx Bit Skt T25	9-467-00-0-0	File Cleaner
1216MRCSC	Sbty Rat Comb WR 16mm	224D	Alligator Pl 9-1/2	35183	3/8Dr Torx Bit Skt T27	B-101	3/8Dr Ext 1 1/2
1217MRC	Rev Rat Comb WR 17mm	23101	6-1/4 SI Jt Pl	35184	3/8Dr Torx Bit Skt T30	B-108	3/8Dr Ext 3
1217MRCF	FI Hd Rat Comb WR 17mm	23103	9-3/4 SI Jt Pl	35185	3/8Dr Torx Bit Skt T40	B-110	3/8Dr Ext 6
1217MRCSC	Sbty Rat Comb WR 17mm	23107	15-3/4 Gr Jt Pl 9 Pos	35186	3/8Dr Torx Bit Skt T45	B-115	3/8Dr Ext 11
1217MSC	WRChSat12pt 17mm	23201	CrvJaw w/Ctr LckPl 5	35187	3/8Dr Torx Bit Skt T47	B-118	3/8Dr Ext 18
1218MRC	Rev Rat Comb WR 18mm	23202	CrvJaw w/Ctr LckPl 7	35188	3/8Dr Torx Bit Skt T50	B-140A	3/8Dr U-Joint
1218MRCF	FI Hd Rat Comb WR 18mm	23203	CrvJaw w/Ctr LckPl 10	35192	3/8Dr Torx Bit Skt T25	B-15	3/8Dr Speeder
1218MRCSC	Sbty Rat Comb WR 18mm	23301	CrvJaw wire Ctr LckPl 5	35193	3/8Dr Torx Bit Skt T27	B-20A	3/8Dr Sliding T Hdle
1218MSC	WRChSat12pt 18mm	23302	CrvJaw wire Ctr LckPl 7	35194	3/8Dr Torx Bit Skt T30	B-40A	3/8Dr FHHdl
1219MRC	Rev Rat Comb WR 19mm	23305	Str Jaw LckPl 10	35195	3/8Dr Torx Bit Skt T40	B-52EHA	3/8Dr EnchHd Rat 8
1219MRCF	FI Hd Rat Comb WR 19mm	23310	Lg Ns wire Ctr LckPls 9	35196	3/8Dr Torx Bit Skt T45	B-52EHLA	3/8Dr EnchHd Rat 10-3/4
1219MRCSC	Sbty Rat Comb WR 19mm	23320	Lck C-CI LckPl 6	35197	3/8Dr Torx Bit Skt T47	B-70	Chr Ratchet Spinner
1219MSC	WRChSat12pt 19mm	23403	8" Linesman Plier	35198	3/8Dr Torx Bit Skt T50	BB-526	3/8Dr Penta-Skt
1221MRC	Rev Rat Comb WR 21mm	23406	6-1/4" Heavy Duty Diagonal Cutting	36TH	Tub WR Hdle-36	BFE-8	3/8Dr Fihle Ext 8
1221MSC	WRChSat12pt 21mm	23409	6-1/4" Bent Nose	3816-300	Tung Carbide Hksw Bl 12	BHMD-30	3/8Dr Hd ImpDvr
1222MRC	Rev Rat Comb WR 22mm	23410	6-1/4" Long Nose	3840-100-10-SC-1P	BiRecipBL 4 10TPI	BM-1206	3/8Dr Std12pt Skt 6mm
1222MSC	WRChSat12pt 22mm	23411	8" Long Nose	3840-100-18-SC-1P	BiRecipBL 4 18TPI	BM-1207	3/8Dr Std12pt Skt 7mm
1224MRC	Rev Rat Comb WR 24mm	23503	FrEnd Strip-Cut/Crimper	3840-100-24-ST-1P	BiRecipBL 4 24TPI U-Thg	BM-1208	3/8Dr Std12pt Skt 8mm
1224MSC	WRChSat12pt 24mm	23506	Heavy Duty Stripper/Ctr	3840-100-6-ST-1P	BiRecipBL 6 6ST U-Thg	BM-1209	3/8Dr Std12pt Skt 9mm
1225MRC	Rev Rat Comb WR 25mm	23512	Romex TI Dual Type	3840-150-10-ST-1P	BiRecipBL 6 10TPI U-Thg	BM-1210	3/8Dr Std12pt Skt 10mm
1227MSC	WRChSat12pt 27mm	23530	Coax Cable TI	3840-150-14-ST-1P	BiRecipBL 6 14TPI U-Thg	BM-1211	3/8Dr Std12pt Skt 11mm
1-230-04-3-2	4 RD SM File w/PIHdl	23535	Cg Super Stripper 20-30	3840-150-18-ST-1P	BiRecipBL 6 18TPI U-Thg	BM-1212	3/8Dr Std12pt Skt 12mm
1-230-08-1-2	8 RD BST File w/Hdle	23541	Elec Mini-Ctr 5-1/2	3840-150-24-ST-1P	BiRecipBL 6 24TPI U-Thg	BM-1213	3/8Dr Std12pt Skt 13mm
1230MRC	WRChSat12pt 30mm	23542	Elec Mini-Stripper 5-1/2	3840-150-5/8-SL-1P	BiRecipBL 6 5/8TPI	BM-1214	3/8Dr Std12pt Skt 14mm
1232MSC	WRChSat12pt 32mm	23543	Elec Mini-Crimper 5-1/2	396-LAP	BiRecipBL 6 7TPI	BM-1215	3/8Dr Std12pt Skt 15mm
1234MRC	WRChSat12pt 34mm	23603	9 Lnms Dipped Hdles	40000	Fldg Saw Bmd 8 7TPI	BM-1216	3/8Dr Std12pt Skt 16mm
1236MSC	WRChSat12pt 36mm	23801	Conv Ret Rg Pl Cap 2	40052	1/4x6 GsktScrp BmdHdl	BM-1217	3/8Dr Std12pt Skt 17mm
1240TOB	Off Bx Tub WR-1-1/4-32mm	23803	Conv Ret Rg Pl Cap 1	40058	QckBl Ut Knife5pk 025	BM-1218	3/8Dr Std12pt Skt 18mm
1240TOE	OE Tub WR-1-1/4-32mm	24201A	Cab Scr 1/8x4	40072	Fldg Ut Knife	BM-1219	3/8Dr Std12pt Skt 19mm
1240TSB	Str Bx Tub WR-1-1/4-32mm	24205A	SI Scr 3/16x4	40150	QckBl DispBulk	BM-1220	3/8Dr Std12pt Skt 20mm
1242TOB	Off Bx Tub WR-1-5/16-33mm	24207A	Cab Scr 3/16x3	40201	Pick-Up TI BmdHdl	BM-1221	3/8Dr Std12pt Skt 21mm
1242TOE	OE Tub WR-1-5/16-33mm	24211A	Cab Scr 3/16x6	40221	4pc MiniPick/Hook	BM-1222	3/8Dr Std12pt Skt 22mm
1244TOE	OE Tub WR-1-3/8-35mm	24213A	Cab Scr 3/16x10	40251	12 Strap WR	BM-1223	3/8Dr Std12pt Skt 23mm
1246TOE	OE Tub WR-1-7/16-36mm	24217A	SI Scr 1/4x1 1/2		4pc Ut TI Set BmdHdl	BM-1224	3/8Dr Std12pt Skt 24mm

All master set contents are subject to change over time, for updated information contact customer service or visit our website [snapon.com/industrialbrands](http://snapon.com/industrialbrands)

MASTER SET CONTENTS

APPENDIX

# Contents: Mammoth Set Metric WSC-1390MM (con't)

Product Code	Description	Product Code	Description	Product Code	Description	Product Code	Description
BM-1226	3/8Dr Std12pt Skt 26mm	H-110	3/4Dr Ext 8	MMD-610	Mm Dp Skt6pt10mm	S-60D	1/2Dr Stud Remover
BMD-606	3/8Dr Dp 6 PT Skt 6mm	H-115	3/4Dr Ext 16	MMD-611	Mm Dp Skt6pt 11mm	S-70	1/2Dr Ratchet Spinner
BMD-607	3/8Dr Dp 6 PT Skt 7mm	H-140A	3/4Dr U-Joint	MMD-612	Mm Dp Skt6pt 12mm	SB-30	1/2DrDragLnk Skt 1-1/2
BMD-608	3/8Dr Dp 6 PT Skt 8mm	H-20A	3/4Dr Sliding T Hdle	MMD-613	Mm Dp Skt6pt 13mm	SB-40	1/2DrDragLnk Skt 1-9/16
BMD-609	3/8Dr Dp 6 PT Skt 9mm	H-41AA	3/4Dr FIHdl Chr22-1/8	MMD-614	Mm Dp Skt6pt 14mm	SB-40AA	1/2Dr FIHdl 10-13/16 Blk
BMD-610	3/8Dr Dp 6 PT Skt 10mm	H-51AB1	3/4Dr Ratchet 24-11/16	MWS-27	Hex Key Set 11-pcs	SB-526	1/2Dr Penta-Skt
BMD-611	3/8Dr Dp 6 PT Skt 11mm	HM-1219	3/4Dr Skt12pt 19mm	MWS-47	Hex Key Set 7-pcs	SH-130	1/2Dr ADp 1/2 Fx3/4 M
BMD-612	3/8Dr Dp 6 PT Skt 12mm	HM-1222	3/4Dr Skt12pt 22mm	O-471	Adj Pin Spr 3/4 To 2	SMD-1213	Mm Dp Skt12pt 13mm
BMD-613	3/8Dr Dp 6 PT Skt 13mm	HM-1224	3/4Dr Skt12pt 24mm	O-472	Adj Pin Spr 1-1/4 To 3	SMD-1214	Mm Dp Skt12pt 14mm
BMD-614	3/8Dr Dp 6 PT Skt 14mm	HM-1227	3/4Dr Skt12pt 27mm	P-10	Pinch 7 StSz 1/2	SMD-1215	Mm Dp Skt12pt 15mm
BMD-615	3/8Dr Dp 6 PT Skt 15mm	HM-1230	3/4Dr Skt12pt 30mm	P-13	Slidpch 4-1/2 StSz 5/16	SMD-1216	Mm Dp Skt12pt 16mm
BMD-616	3/8Dr Dp 6 PT Skt 16mm	HM-1232	3/4Dr Skt12pt 32mm	P-14	Slidpch 4-1/2 StSz 5/16	SMD-1217	Mm Dp Skt12pt 17mm
BMD-617	3/8Dr Dp 6 PT Skt 17mm	HM-1235	3/4Dr Skt12pt 35mm	P-15	Slidpch 5 StSz 3/8	SMD-1218	Mm Dp Skt12pt 18mm
BMD-618	3/8Dr Dp 6 PT Skt 18mm	HM-1236	3/4Dr Skt12pt 36mm	P-16	Slidpch 5 StSz 3/8	SMD-1219	Mm Dp Skt12pt 19mm
BMD-619	3/8Dr Dp 6 PT Skt 19mm	HM-1238	3/4Dr Skt12pt 38mm	P-17	Slidpch 6 StSz 1/2	SMD-1221	Mm Dp Skt12pt 21mm
BMD-620	3/8Dr Dp 6 PT Skt 20mm	HM-1241	3/4Dr Skt12pt 41mm	P-25	LgTprPch 8-1/2 StSz 1/2	SMD-1222	Mm Dp Skt12pt 22mm
BMD-622	3/8Dr Dp 6 PT Skt 22mm	HM-1246	3/4Dr Skt12pt 46mm	P-26	LgTprPch 9 StSz 1/2	SMD-1224	Mm Dp Skt12pt 24mm
BMD-623	3/8Dr Dp 6 PT Skt 23mm	HM-1250	3/4Dr Skt12pt 50mm	P-28	LgTprPch 11 StSz 5/8	SMD-1227	Mm Dp Skt12pt 27mm
BMD-624	3/8Dr Dp 6 PT Skt 24mm	HM-1254	3/4Dr Skt12pt 54mm	P-3	Pinch 4-3/4 StSz 5/16	SMD-1230	Mm Dp Skt12pt 30mm
BMD-625	3/8Dr Dp 6 PT Skt 25mm	HM-1255	3/4Dr Skt12pt 55mm	P-30	Prickpch 5 StSz 3/8	SDR-22	SQ Shank Scr Sl 3
BS-05B	3/8Dr Adp 1/2 Fx3/8 M Blk	HM-1260	3/4Dr Skt12pt 60mm	P-40	Pinch 5 StSz 5/16	SDR-24	SQ Shank Scr Sl 4
BS-12B	3/8Dr Adp 1/2 Fx3/8 M Blk	HNx-130	3/4Dr Adp 3/4 Fx1 M	P-42	Centerpch 5 StSz 3/8	SDR-26	SQ Shank Scr Sl 6
BWM-0810	DblHdl 10"Ofs BxWR 8x10	HNx-131	3/4Dr Adp 3/4 Mx1 F	P-42	Centerpch 6 StSz 1/2	SDR-28	SQ Shank Scr Sl 8
BWM-1113	DblHdl 10"Ofs BxWR 11x1013	HSB-2.6A	Brass Hmr 2-1/2 Lb	P-5	Pinch 5-1/4 StSz 5/16	SDS-33	SQ Shank Scr Sl 12
BWM-1214	DblHdl 10"Ofs BxWR 12x14	HSB-3.8A	Brass Hmr 4 Lb	P-6	Pinch 5-1/2 StSz 5/16	SDS-62	SQ Shank Scr Sl Sby
BWM-1415	DblHdl 10"Ofs BxWR 14x15	HSF-155A	Hmr Body 1-1/4 Lb 1-1/2	P-8	Pinch 7 StSz 3/8	STM-1210	1/2Dr Skt12pt 10mm
BWM-1618	DblHdl 10"Ofs BxWR 16x18	HSF-15N	Hmr Tip Med Hard 1-1/2	PL-1515	Lck Rg Pls8	STM-1211	1/2Dr Skt12pt 11mm
BWM-1719	DblHdl 10"Ofs BxWR 17x19	HSF-15S	Hmr Tip Soft 1-1/2	PL1519C	Superjoint Pls 5	STM-1212	1/2Dr Skt12pt 12mm
BWM-1922	DblHdl 10"Ofs BxWR 19x22	HSF-15XH	Hmr Tip Extra Hard 1-1/2	PL-1600C	Snap Rg Pls & Tips Set	STM-1213	1/2Dr Skt12pt 13mm
BWM-2124	DblHdl 10"Ofs BxWR 21x24	JHW-16	Dead Blow Hmr16oz	PL-S29	Hvy Dty Snap Rg Pls Set	STM-1214	1/2Dr Skt12pt 14mm
BWM-2730	DblHdl 10"Ofs BxWR 27x30	JHW-32	Dead Blow Hmr32oz	PL-S33	Fixed Tip Ret Rg Pl-Ext	STM-1215	1/2Dr Skt12pt 15mm
BWM-3032	DblHdl 10"Ofs BxWR 30x32	M-102	1/4DrExt2	PL-S34	Fixed Tip Ret Rg Pl-Ext	STM-1216	1/2Dr Skt12pt 16mm
C-10	Cd Chs 5 StSz 5/16	M-104	1/4DrExt4	PLS-6A	General Service Pls Set	STM-1217	1/2Dr Skt12pt 17mm
C-12	Cd Chs 5-1/4 StSz 5/16	M-106A	1/4DrSpinner Hdle	RBM-0708	Mm RatBxWR 7x 8mm	STM-1218	1/2Dr Skt12pt 18mm
C-16	Cd Chs 6 StSz 3/8	M-110	1/4DrExt10	RBM-0910	Mm RatBxWR 9x 10mm	STM-1219	1/2Dr Skt12pt 19mm
C-20	Cd Chs 6-1/2 StSz 1/2	M-115	1/4DrExt6	RBM-1112	Mm RatBxWR 11x 12mm	STM-1220	1/2Dr Skt12pt 20mm
C-24	Cd Chs 7 StSz 5/8	M-140A	1/4DrU-Joint	RBM-1314	Mm RatBxWR 13x 14mm	STM-1221	1/2Dr Skt12pt 21mm
C-28	Cd Chs 7-1/2 StSz 3/8	M-15A	1/4DrSpeeder	RBM-1517	Mm RatBxWR 15x 17mm	STM-1222	1/2Dr Skt12pt 22mm
C-32	Cd Chs 8 StSz 7/8	30008	1/4DrSliding T Hdle	RBM-22	RatBxWR 22mm	STM-1223	1/2Dr Skt12pt 23mm
C-36	Cd Chs 8 StSz 7/8	M-42A	1/4DrFIHdl	RBM-23	RatBxWR 23mm	STM-1224	1/2Dr Skt12pt 24mm
C-715	RIbr 1/2 StSz 15-1/8	M-52EHA	1/4Dr EnchHd Ratchet 5	RBM-24	RatBxWR 24mm	STM-1225	1/2Dr Skt12pt 25mm
C-718	RIbr 5/8 StSz 18	MFE-6	1/4Dr Filble Ext 6	RBM-25	RatBxWR 25mm	STM-1226	1/2Dr Skt12pt 26mm
C-8	Cd Chs 4-3/4 StSz 1/4	MM-604	Mm Skt6pt 4mm	RBM-26	RatBxWR 26mm	STM-1227	1/2Dr Skt12pt 27mm
C-80A	Pch Bar 3/4 StSz 24	MM-605	Mm Skt6pt 5mm	RBM-27	RatBxWR 27mm	STM-1228	1/2Dr Skt12pt 28mm
C-82A	Pch Bar 3/4 StSz 18	MM-605S	Mm Skt6pt 55mm	RBM-29	RatBxWR 29mm	STM-1229	1/2Dr Skt12pt 29mm
CC-400C	C-Ci Cpr Scr 4	MM-606	Mm Skt6pt 6mm	RBM-30	RatBxWR 30mm	STM-1230	1/2Dr Skt12pt 30mm
CC-406C	C-Ci Cpr Scr 6	MM-607	Mm Skt6pt 7mm	RBM-32	RatBxWR 32mm	STM-1232	1/2Dr Skt12pt 32mm
CW-4	Chain WR	MM-608	Mm Skt6pt 8mm	RBM-36	RatBxWR 36mm	STM-1234	1/2Dr Skt12pt 34mm
EWM-0607	OE WRChrSat 6x 7mm	MM-609	Mm Skt6pt 9mm	S-102P	1/2Dr Ext2	STM-1236	1/2Dr Skt12pt 36mm
EWM-0708	OE WRChrSat 7x 8mm	MM-610	Mm Skt6pt 10mm	S-10A	1/2Dr Speeder 13-5/8	TS3839A	TurboSkt SavSkt 10mm
EWM-1011	OE WRChrSat 10x 11mm	MM-611	Mm Skt6pt 11mm	S-110P	1/2Dr Ext5	TS38472	TurboSkt SavSkt 12mm
EWM-1213	OE WRChrSat 12x 13mm	MM-612	Mm Skt6pt 12mm	S-115P	1/2Dr Ext10	TS38512	TurboSkt SavSkt 13mm
EWM-1415	OE WRChrSat 14x 15mm	MM-613	Mm Skt6pt 13mm	S-121P	1/2Dr Ext20	TS38551	TurboSkt SavSkt 14mm
EWM-1618	OE WRChrSat 16x 18mm	MM-614	Mm Skt6pt 14mm	S-140A	1/2DrU-Joint	TS38591	TurboSkt SavSkt 15mm
EWM-1719	OE WRChrSat 17x 19mm	MMD-604	Mm Dp Skt6pt 4mm	S-15A	1/2Dr Speeder 18-1/16	TS38689	TurboSkt SavSkt 17mm
EWM-2124	OE WRChrSat 21x 24mm	MMD-605	Mm Dp Skt6pt 5mm	S-20A	1/2Dr Sliding T Hdle	WRS-1	Rat Scr
EWM-2427	OE WRChrSat 24x 27mm	MMD-605S	Mm Dp Skt6pt 55mm	S-40AA	1/2Dr FIHdl 10-7/16	WRST1	T Hdle Rat Scr Sby
EWM-2730	OE WRChrSat 27x 30mm	MMD-606	Mm Dp Skt6pt 6mm	S-41AA	1/2Dr FIHdl 15-1/2	WS-44	Hex Key Set 13-pcs
GS-1	Master Feeler Gauge Set	MMD-607	Mm Dp Skt6pt 7mm	S-52EHA	1/2Dr EnchHd Rat 10-3/8	WS-45	Hex Key Set 8-pcs
GSC-12	Gasket Scr-3/4x1 1/2	MMD-608	Mm Dp Skt6pt 8mm	S-52EHLA	1/2Dr EnchHd Rat 15		
H-104	3/4Dr Ext 3	MMD-609	Mm Dp Skt6pt 9mm				

MASTER SET CONTENTS

# Contents: Mega Set WSC-960TB

Refer to Master Sets Section Pages 22 & 23 for Photo and Description

Note: WSC-960 Includes All Tools Only, Without Tool Storage Cabinets

Product Code	Description	Product Code	Description	Product Code	Description	Product Code	Description
1002MFRMH	3/8Dr CI Trq Wr 100 F-Lb	1118A	Min OE WRChrSat 9/32	11900	FI Hd Comb WR 3/8	1-210-08-1-2	8 1/2RD BST File w/Hdle
10111	Hex Key Set Sh 11-Pc	1120A	Min OE WRChrSat 5/16	11901	FI Hd Comb WR 7/16	1210MRC	Rev Rat Comb WR 10 mm
1020	OE Wr 1/4x5/16	1122A	Min OE WRChrSat 11/32	11902	FI Hd Comb WR 1/2	1210MSC	WRChrSat12pt 10mm
10213	Hex Key Set Lg 13-Pc	1124A	Min OE WRChrSat 3/8	11903	FI Hd Comb WR 9/16	1210RCC	Rev Rat Comb WR 5/16
1033C	OE Wr 15/16x1	1128A	Min OE WRChrSat 7/16	11904	FI Hd Comb WR 5/8	1210SC	WRChrSat12pt 5/16
1037	OE Wr 1-1/16x1-1/4	11312	Sby Comb WRes 3/8	11905	FI Hd Comb WR 11/16	1211MRC	Rev Rat Comb WR 11 mm
1037B	OE Wr 1-1/8x1-3/16	11314	Sby Comb WRes 7/16	11906	FI Hd Comb WR 3/4	1211MSC	WRChrSat12pt 11mm
10600	DblHdl FL WR 3/8x7/16	11316	Sby Comb WRes 1/2	11920	FI Hd SQR 3/8x1/2	1212MRC	Rev Rat Comb WR 12 mm
10602	DblHdl FL WR 1/2x9/16	11318	Sby Comb WRes 9/16	11952	Ofs Comb WR 3/8	1212MSC	WRChrSat12pt 12mm
10604	DblHdl FL WR 5/8x11/16	1132A	Min OE WRChrSat 1/2	11953	Ofs Comb WR 7/16	1212RCC	Rev Rat Comb WR 3/8
10606	DblHdl FL WR 3/4x7/8	11320	Sby Comb WRes 5/8	11954	Ofs Comb WR 1/2	1212SC	WRChrSat12pt 3/8
10650	FL NUT WR 9x11 mm	11322	Sby Comb WRes 11/16	11955	Ofs Comb WR 9/16	1213MRC	Rev Rat Comb WR 13 mm
10652	FL NUT WR 10x12 mm	11324	Sby Comb WRes 3/4	11956	Ofs Comb WR 5/8	1213MSC	WRChrSat12pt 13mm
10654	FL NUT WR 13x14 mm	1136A	Min OE WRChrSat 9/16	11957	Ofs Comb WR 11/16	1214MRC	Rev Rat Comb WR 14 mm
10656	FL NUT WR 15x17 mm	1140A	Min OE WRChrSat 5/8	11958	Ofs Comb WR 3/4	1214MSC	WRChrSat12pt 14mm
10658	FL NUT WR 19x21 mm	1-160-04-3-2	4 SQ SM File w/PIHdl	11959	Ofs Comb WR 13/16	1214RCC	Rev Rat Comb WR 7/16
1-100-04-3-2	4 Hd SM File w/PIHdl	1-160-08-1-2	8 SQ BST File w/Hdle	11960	Ofs Comb WR 7/8	1214SC	WRChrSat12pt 7/16
1-100-08-1-2	8 Hd BST File w/Hdle	1-170-04-3-2	4 3 SQ SM File w/PIHdl	1206MRC	6mm Rat Comb Wr	1215MRC	Rev Rat Comb WR 15 mm
1-100-08-2-2	8 Hd 2ND File w/Hdle	11710	Sby Comb WRle Set 10 mm	1207MSC	WRChrSat12pt 7mm	1215MSC	WRChrSat12pt 15mm
1-111-04-3-2	4 WRD SM File w/PIHdl	11712	Sby Comb WRle Set 12 mm	1208MRC	Rev Rat Comb WR 8 mm	1216MRC	Rev Rat Comb WR 16 mm
1112A	Min OE WRChrSat 3/16	11713	Sby Comb WRle Set 13 mm	1208MSC	WRChrSat12pt 8mm	1216RCC	Rev Rat Comb WR 1/2
1113A	Min OE WRChrSat 13/64	11714	Sby Comb WRle Set 14 mm	1208RCC	1/4 Rat Comb Wr	1216SC	WRChrSat12pt 1/2
1114A	Min OE WRChrSat 7/32	11715	Sby Comb WRle Set 15 mm	1209MRC	Rev Rat Comb WR 9 mm	1217MRC	Rev Rat Comb WR 17 mm
1115A	Min OE WRChrSat 15/64	11717	Sby Comb WRle Set 17 mm	1209MSC	WRChrSat12pt 9mm	1217MSC	WRChrSat12pt 17mm
1116A	Min OE WRChrSat 1/4	11718	Sby Comb WRle Set 18 mm	1-210-04-3-2	4 1/2RD SM File w/PIHdl	1218MRC	Rev Rat Comb WR 18 mm

APPENDIX

All master set contents are subject to change over time, for updated information contact customer service or visit our website [snapon.com/industrialbrands](http://snapon.com/industrialbrands)

**Contents: Mega Set WSC-960TB (con't)**

Product Code	Description	Product Code	Description	Product Code	Description	Product Code	Description
1218MSC	WRChrSat12pt 18 mm	20401	20oz FG Crv Claw Hmr	300-14-F15-16-HP	TiBx Saw P114 15TPI	4-642	1/2Dr ImSk6pt1-5/16
1218RC	Rev Rat Comb WR 9/16	20544	16oz BI PN FG Hdle Hmr	31008	3/8 Fx1/4 M Adapter	4-644	1/2Dr ImSk6pt1-3/8
1218SC	WRChrSat12pt 9/16	20545	24oz BI PN FG Hdle Hmr	31009	3/8 Fx1/2 M Adapter	4-646	1/2Dr ImSk6pt1-7/16
1219MRC	Rev Rat Comb WR 19 mm	20651	48oz CrPN FG LghdL Hmr	31301	3/8Dr SpkPl Skt 5/8	4-648	1/2Dr ImSk6pt1-1/2
1219MSC	WRChrSat12pt 19 mm	20678	32ozDrilling FG Hdle Hmr	31303	3/8Dr SpkPl Skt 13/16	471	Adj Hk Sponer 3/4 To 2
1220RC	Rev Rat Comb WR 5/8	208	Mini Hksw Alum Hdle 10	32008	1/2 Fx3/8 M Adapter	472	Adj Hk Sponer 1-1/4 To 3
1220SC	WRChrSat12pt 5/8	2-103A	3/8Dr Imp Ext 3	32412	1/2Dr Skt 3/8	474	Adj Hk Sponer 2 To 4-3/4
1221MSC	WRChrSat12pt 21 mm	2-106A	3/8Dr Imp Ext 6	32414	1/2Dr Skt 7/16	4M-610	1/2Dr ImSk6pt 10mm
1222MSC	WRChrSat12pt 22 mm	2-140B	3/8Dr Imp Uni Joint	32416	1/2Dr Skt 1/2	4M-611	1/2Dr ImSk6pt 11mm
1222RC	Rev Rat Comb WR 11/16	21661	2pc PryBar BmdHdl	32418	1/2Dr Skt 9/16	4M-612	1/2Dr ImSk6pt 12mm
1222SC	WRChrSat12pt 11/16	23092	2pc Ret Rg Pls Set	32420	1/2Dr Skt 5/8	4M-613	1/2Dr ImSk6pt 13mm
1224MSC	WRChrSat12pt 24 mm	23101	6-1/4 SI Jt Pl	32422	1/2Dr Skt 1 1/16	4M-614	1/2Dr ImSk6pt 14mm
1224RC	Rev Rat Comb WR 3/4	23103	9-3/4 SI Jt Pl	32424	1/2Dr Skt 3/4	4M-615	1/2Dr ImSk6pt 15mm
1224SC	WRChrSat12pt 3/4	23107	15-3/4 Gr Jt Pl 9 Pos	32426	1/2Dr Skt 13/16	4M-616	1/2Dr ImSk6pt 16mm
1226SC	WRChrSat12pt 13/16	2628G-180	Sd-Cut Comb Pls -8	32428	1/2Dr Skt 7/8	4M-617	1/2Dr ImSk6pt 17mm
1227MSC	WRChrSat12pt 27 mm	23201	CrvJaw w/Ctr LckPl 5	32430	1/2Dr Skt 15/16	4M-618	1/2Dr ImSk6pt 18mm
1228SC	WRChrSat12pt 7/8	23202	CrvJaw w/Ctr LckPl 7	32432	1/2Dr Skt 1	4M-619	1/2Dr ImSk6pt 19mm
1-230-04-3-2	4 RD SM File w/PHdL	23203	CrvJaw w/Ctr LckPl 10	32434	1/2Dr Skt 1 1/16	4M-620	1/2Dr ImSk6pt 20mm
1-230-08-1-2	8 RD Bst File w/Hdle	23301	CrvJaw wire Ctr LckPl 5	32436	1/2Dr Skt 1 1/8	4M-621	1/2Dr ImSk6pt 21mm
1230MSC	WRChrSat12pt 30 mm	23302	CrvJaw wire Ctr LckPl 7	32438	1/2Dr Skt 1 3/16	4M-622	1/2Dr ImSk6pt 22mm
1230SC	WRChrSat12pt 15/16	23305	Str Jaw LckPl 10	32440	1/2Dr Skt 1 1/4	4M-623	1/2Dr ImSk6pt 23mm
1232MSC	WRChrSat12pt 32 mm	23310	Lg Ns wire Ctr LckPls 9	32448	1/2Dr Skt 1 1/2	4M-624	1/2Dr ImSk6pt 24mm
1232SC	WRChrSat12pt 1	23320	Lck C-Cl LckPl 6	325	Prof Hksw Hdle 12	4M-625	1/2Dr ImSk6pt 25mm
1234MSC	WRChrSat12pt 34 mm	23503	FEnd Strip-Cut/Crimper	33008	3/4F1/2MAdapter	4M-626	1/2Dr ImSk6pt 26mm
1234SC	WRChrSat12pt 1-1/16	23506	Heavy Duty Stripper/Ctr	35040	1/4Dr ScrBt Skt SI 5/32	4M-627	1/2Dr ImSk6pt 27mm
1236MSC	WRChrSat12pt 36 mm	23535	Cg Super Stripper 20-30	35041	1/4Dr ScrBt Skt SI 7/32	4M-629	1/2Dr ImSk6pt 29mm
1236SC	WRChrSat12pt 1-1/8	23541	Elec Mini-Ctr 5-1/2	35042	1/4Dr ScrBt Skt SI 9/32	4M-630	1/2Dr ImSk6pt 30mm
1240SC	WRChrSat12pt 1-1/4	23542	Elec Mini-Stripper 5-1/2	35050	1/4Dr ScrBt Skt Ph # 0	4M-632	1/2Dr ImSk6pt 32mm
12601	Dbl Fl Hd WR 3/8x7/16	23543	Elec Mini-Crimper 5-1/2	35051	1/4Dr ScrBt Skt Ph # 1	4M-634	1/2Dr ImSk6pt 34mm
12603	Dbl Fl Hd WR 1/2x9/16	PL-205C	Linemas's Elec 8-1/2"	35052	1/4Dr ScrBt Skt Ph # 2	4M-636	1/2Dr ImSk6pt 36mm
12605	Dbl Fl Hd WR 5/8x1 1/16	23603	9 Linems Dipped Hdles	35071	1/4Dr Torx Bit Skt T10	50721	3Drw 34 Cart-Rb Red
12607	Dbl Fl Hd WR 3/4x7/8	23404	5-1/2" Diagonal Cutters	35081	1/4Dr Torx Bit Skt T15	50856	1 Shift 37 Hd Scdb Red
12-610	3/8Dr DplmSkt6pt 5/16	PL-57C	Diagonal Cut Hi Leverage	35082	1/4Dr Torx Bit Skt T20	625	Scrp1 TripleW/Hlstr
12-612	3/8Dr DplmSkt6pt 3/8	23409	6-1/4" Bent Nose	35083	1/4Dr Torx Bit Skt T25	625-DROP	Drop-Shape Bl625 Scrp
12-614	3/8Dr DplmSkt6pt 7/16	PL-95C	Chain Nose Pliers 5-1/2"	35084	1/4Dr Torx Bit Skt T27	625-PEAR	Pear-Shape Bl625 Scrp
12-616	3/8Dr DplmSkt6pt 1/2	PL-77C	Chain Nose PL XL Nose 7-1/2"	35085	1/4Dr Torx Bit Skt T30	625-RD	RD Bl625 Scrp
12-618	3/8Dr DplmSkt6pt 9/16	222D	Alligator Pliers - 6"	35182	3/8Dr Torx Bit Skt T25	665	Scrp2-1/2 Dble Bl
12-620	3/8Dr DplmSkt6pt 5/8	223D	Alligator Pliers - 7-1/2"	35183	3/8Dr Torx Bit Skt T27	8223	Adj Joint Pls 8
12-622	3/8Dr DplmSkt6pt 11/16	224D	Alligator Pliers - 9-1/2"	35184	3/8Dr Torx Bit Skt T30	8225	Adj Joint Pls 12
12-624	3/8Dr DplmSkt6pt 3/4	24201A	Cab Scr 1/8x4	35185	3/8Dr Torx Bit Skt T40	860114	Bi Hksw Bl 12 18TPI
12-626	3/8Dr DplmSkt6pt 13/16	24205A	SI Scr 3/16x4	35186	3/8Dr Torx Bit Skt T45	87079	10 Ton Mannmaster Gear Set
12-628	3/8Dr DplmSkt6pt 7/8	24207A	Cab Scr 3/16x3	35187	3/8Dr Torx Bit Skt T47	9031RUS	Blkx-Wide Adj WR 8
12-630	3/8Dr DplmSkt6pt 15/16	24211A	Cab Scr 3/16x6	35188	3/8Dr Torx Bit Skt T50	9070RPU	Blk Adj/Pipe WR 8
12-632	3/8Dr DplmSkt6pt 1	24213A	Cab Scr 3/16x10	3816-300	Tung Carbide Hksw Bl 12	9072RPU	Blk Adj/Pipe WR 10
12M-607	3/8Dr DplmSkt6pt 7mm	24217A	SI Scr 1/4x1 1/2	38216	3/4Dr Hex ImSkt 1/2	9-12-51/3806-KP	Bws w/Bws & Hack Bl
12M-608	3/8Dr DplmSkt6pt 8mm	24219A	SI Scr 1/4x4	38218	3/4Dr Hex ImSkt 9/16	9-467-00-0-0	File Cleaner
12M-609	3/8Dr DplmSkt6pt 9mm	24237A	SI Scr 5/16x6	38220	3/4Dr Hex ImSkt 5/8	B-101	3/8Dr Ext 1
12M-610	3/8Dr DplmSkt6pt 10M	24239A	5/16x8 Rd Sl Bmd Hdle	38224	3/4Dr Hex ImSkt 3/4	B-108	3/8Dr Ext 3
12M-611	3/8Dr DplmSkt6pt 11M	24241A	SI Scr 3/8x8	38226	3/4Dr Hex ImSkt 13/16	B-110	3/8Dr Ext 6
12M-612	3/8Dr DplmSkt6pt 12M	24243A	3/8x12 Rd Sl Bmd Hdle	38228	3/4Dr Hex ImSkt 7/8	B-115	3/8Dr Ext 11
12M-613	3/8Dr DplmSkt6pt 13M	24249A	Ph Scr # 1x3	38232	3/4Dr Hex ImSkt 1	B-118	3/8Dr Ext 18
12M-614	3/8Dr DplmSkt6pt 14M	24251A	Ph Scr # 2x1 1/2	38238	3/4Dr Hex ImSkt 1 1/8	B-1208	Skt12pt 1/4
12M-615	3/8Dr DplmSkt6pt 15M	24253A	Ph Scr # 2x4	38240	3/4Dr Hex ImSkt 1 1/4	B-1210	Skt12pt 5/16
12M-616	3/8Dr DplmSkt6pt 16M	24259A	#3x6 Ph Bmd Hdle	3840-100-10-SC-1P	BiRecipBL 4 10TPI	B-1212	Skt12pt 3/8
12M-617	3/8Dr DplmSkt6pt 17M	24263A	Torx Scr T10x4	3840-100-18-SC-1P	BiRecipBL 4 18TPI	B-1214	Skt12pt 7/16
12M-618	3/8Dr DplmSkt6pt 18M	24265A	Torx Scr T15x4	3840-100-24-ST-1P	BiRecipBL 4 24TPI U-Thg	B-1216	Skt12pt 1 1/2
12M-619	3/8Dr DplmSkt6pt 19M	24267A	Torx Scr T20x4	3840-100-6-ST-1P	BiRecipBL 4 6TPI U-Thg	B-1218	Skt12pt 9/16
12M-620	3/8Dr DplmSkt6pt 20M	24269A	Torx Scr T25x4	3840-150-10-ST-1P	BiRecipBL 6 10TPI U-Thg	B-1220	Skt12pt 5/8
12M-621	3/8Dr DplmSkt6pt 21M	24271A	Torx Scr T27x4	3840-150-14-ST-1P	BiRecipBL 6 14TPI U-Thg	B-1222	Skt12pt 11/16
12M-622	3/8Dr DplmSkt6pt 22M	24273A	Torx Scr T30x4	3840-150-18-ST-1P	BiRecipBL 6 18TPI U-Thg	B-1224	Skt12pt 3/4
12M-623	3/8Dr DplmSkt6pt 23M	24401	3/16 Csh Gr Ntdrv	3840-150-24-ST-1P	BiRecipBL 6 24TPI U-Thg	B-1226	Skt12pt 13/16
12M-624	3/8Dr DplmSkt6pt 24M	24403	1/4 Csh Gr Ntdrv	3840-150-28-SL-1P	BiRecipBL 6 5/8TPI	B-1228	Skt12pt 7/8
13406A	Chr Adj WRes 6	24405	5/16 Csh Gr Ntdrv	3840-150-7-SL-1P	BiRecipBL 6 7TPI	B-1230	Skt12pt 15/16
13408A	Chr Adj WRes 8	24407	11/32 Csh Gr Ntdrv	396-LAP	Fldg Saw Bmd 8 7TPI	B-1232	Skt12pt 1
13410A	Chr Adj WRes 10	2-4A	3/8Dr Imp ADpTr3/8Fx1/2M	40000	1/4x6 GsktScpr BmdHdl	B-140A	3/8Dr J-Joint
13412A	Chr Adj WRes 12	2503MFRMH	1/2Dr Cl Trq Wr 250 F-Lb	40052	QckBl AutoUtKnife5pk 025	B-15	3/8Dr Speeder
13418A	18 Chr Adj Wr Pol Hd	2-608	3/8Dr ImSk6pt 1/4	40058	Fldg Ut Knife	B-20A	3/8Dr Sliding T Hdle
13518	Cast Iron Pipe WR 8	2-610	3/8Dr ImSk6pt 5/16	40072	QckBl DispBuck 100pk 025	B-40A	3/8Dr Fihdl
13522	Cast Iron Pipe WR 12	2-612	3/8Dr ImSk6pt 3/8	40150	Tl Pick-Up Tl BmdHdl	B-52EHA	3/8Dr Encl Hd Rat 8
13526	Cast Iron Pipe WR 18	2-614	3/8Dr ImSk6pt 7/16	40201	4pc MiniPick/Hook BmdHdl	B-52EHLA	3/8Dr Encl Hd Rat 10-3/4
13625A	15 Const Adj WR	2-616	3/8Dr ImSk6pt 1/2	40221	12 Strap WR	B-70	Chr Ratchet Spinner
14-612	1/2Dr DplmSkt6pt 3/8	2-618	3/8Dr ImSk6pt 9/16	40251	4pc Ut Tl Set BmdHdl	8A-10A	Sh HexB5Sk 5/16
14-614	1/2Dr DplmSkt6pt 7/16	2-620	3/8Dr ImSk6pt 5/8	4-6	1/2Dr Imp ADpr1/2 Fx3/4	BA-10A-3P	3/8Dr Ph Skt 3-Pt
14-616	1/2Dr DplmSkt6pt 1/2	2-622	3/8Dr ImSk6pt 11/16	4-102	1/2Dr Imp Ext 3-1/2	BA-10A-3S	3/8Dr SISK 9/32x045
14-618	1/2Dr DplmSkt6pt 9/16	2-624	3/8Dr ImSk6pt 3/4	4-105A	1/2Dr Imp Ext 5	BA-10A-4S	3/8Dr SISK 5/16x055
14-620	1/2Dr DplmSkt6pt 5/8	2-626	3/8Dr ImSk6pt 13/16	4-110A	1/2Dr Imp Ext 10	BA-10HBA	Bl HexB5Sk 5/16
14-622	1/2Dr DplmSkt6pt 11/16	2-628	3/8Dr ImSk6pt 7/8	4-140B	1/2Dr Imp U-Joint	BA-10LA	Lg HexB5Sk 5/16
14-624	1/2Dr DplmSkt6pt 3/4	2-630	3/8Dr ImSk6pt 15/16	42302	Std Seat Creeper	BA-12A	Sh HexB5Sk 3/8
14-626	1/2Dr DplmSkt6pt 13/16	2-632	3/8Dr ImSk6pt 1	4-2F	1/2Dr Imp ADpr1/2 Fx3/8	BA-12A-4P	3/8Dr Ph Skt 4-Pt
14-628	1/2Dr DplmSkt6pt 7/8	PL-209X	Lnms'S Pl Comf Gr 9-1/2	43605	Tube Ctr 1-1/8	BA-12HBA	Bl HexB5Sk 3/8
14-630	1/2Dr DplmSkt6pt 15/16	28201	Av Snips Left	43618	Pl Hose Ctr	BA-12LA	Lg HexB5Sk 3/8
14-632	1/2Dr DplmSkt6pt 1	28203	Av Snips Right	4559-24	Bolt Ctr Cmf Gns 24	BA-4A	Sh HexB5Sk 1/8
14-634	1/2Dr DplmSkt6pt 1-1/16	28205	Av Snips Str	4-612	1/2Dr ImSk6pt 3/8	BA-4HBA	Lg HexB5Sk 1/8
14-636	1/2Dr DplmSkt6pt 1-1/8	2M-607	Std ImSk6pt 7 mm	4-614	1/2Dr ImSk6pt 7/16	BA-4LA	Lg HexB5Sk 1/8
14-638	1/2Dr DplmSkt6pt 1-3/16	2M-608	Std ImSk6pt 8 mm	4-616	1/2Dr ImSk6pt 1/2	BA-5A	Sh HexB5Sk 5/32
14-640	1/2Dr DplmSkt6pt 1-1/4	2M-609	Std ImSk6pt 9 mm	4-618	1/2Dr ImSk6pt 9/16	BA-5A-1S	3/8Dr SISK 3/16x032
14-642	1/2Dr DplmSkt6pt 1-5/16	2M-610	Std ImSk6pt 10 mm	4-620	1/2Dr ImSk6pt 5/8	BA-5HBA	Bl HexB5Sk 5/32
14-644	1/2Dr DplmSkt6pt 1-3/8	2M-611	Std ImSk6pt 11 mm	4-622	1/2Dr ImSk6pt 11/16	BA-5LA	Lg HexB5Sk 5/32
14-646	1/2Dr DplmSkt6pt 1-7/16	2M-612	Std ImSk6pt 12 mm	4-624	1/2Dr ImSk6pt 3/4	BA-6A	Sh HexB5Sk 3/16
14-648	1/2Dr DplmSkt6pt 1-1/2	2M-613	Std ImSk6pt 13 mm	4-626	1/2Dr ImSk6pt 13/16	BA-6HBA	Bl HexB5Sk 3/16
1723	OE Wr 3/8x7/16	2M-614	Std ImSk6pt 14 mm	4-628	1/2Dr ImSk6pt 7/8	BA-6LA	Lg HexB5Sk 3/16
1725	OE Wr 7/16x1/2	2M-615	Std ImSk6pt 15 mm	4-630	1/2Dr ImSk6pt 15/16	BA-7A	Sh HexB5Sk 7/32
1725B	OE Wr 1/2x9/16	2M-616	Std ImSk6pt 16 mm	4-632	1/2Dr ImSk6pt 1	BA-7A-1P	3/8Dr Ph Skt 1-Pt
1727	OE Wr 9/16x5/8	2M-617	Std ImSk6pt 17 mm	4-634	1/2Dr ImSk6pt 1-1/16	BA-7A-2P	3/8Dr Ph Skt 2-Pt
1729B	OE Wr 11/16x3/4	2M-618	Std ImSk6pt 18 mm	4-636	1/2Dr ImSk6pt 1-1/8	BA-7A-2S	3/8Dr SISK 7/32x040
1731B	OE Wr 13/16x7/8	2M-619	Std ImSk6pt 19 mm	4-638	1/2Dr ImSk6pt 1-3/16	BA-7HBA	Bl HexB5Sk 7/32
2-02B	3/8Dr Imp Ext 3	30009	1/4 Fx3/8 M Adapter	4-640	1/2Dr ImSk6pt 1-1/4	BA-7LA	Lg HexB5Sk 7/32

All master set contents are subject to change over time, for updated information contact customer service or visit our website [snapon.com/industrialbrands](http://snapon.com/industrialbrands)



# Contents: Mega Set WSC-960TB (con't)

Product Code	Description	Product Code	Description	Product Code	Description	Product Code	Description
BA-8A	Sh HexBitSkt 1/4	Ex-24A	ExtrDrill Sz 5/16	MA-5A	1/4Dr HexBitSkt 5/32	SA-20A	HexBitSkt 5/8
BA-8HBA	Bl HexBitSkt 1/4	Ex-25A	ExtrDrill Sz 15/32	MA-5SA	1/4Dr 5/32x-S HexBitSkt	SA-20LA	Lg HexBitSkt 5/8
BA-8LA	Lg HexBitSkt 1/4	Ex-25B	ExtrDrill Sz 3/8	MA-6A	1/4Dr HexBitSkt 3/16	SA-8A	HexBitSkt 1/4
BD-1208	Dp Skt12pt 1/4	Ex-26A	ExtrDrill Sz 9/16	MA-6SA	1/4Dr 3/16x-Sh HexBitSkt	SA-8LA	Lg HexBitSkt 1/4
BD-1210	Dp Skt12pt 5/16	Ex-28	ExtrDrill Sz 21/32	MA-7A	1/4Dr HexBitSkt 7/32	SB-30	1/2Dr DragLnk Skt 1-1/2
BD-1212	Dp Skt12pt 3/8	Ex-29	ExtrDrill Sz 13/16	MA-8A	1/4Dr HexBitSkt 1/4	SB-40	1/2Dr DragLnk Skt 1-9/16
BD-1214	Dp Skt12pt 7/16	GS-1	Master Feeler Gauge Set	MFF-6	1/4Dr Filible Ext 6	SB-40AA	1/2Dr FHdl 10-13/16 Blk
BD-1216	Dp Skt12pt 1/2	GSC-12	GsktScpr-8-3/4x1 1/2	MM-604	Mm Skt6pt 4mm	SH-130	1/2Dr ADp 1/2 Fx3/4 M
BD-1218	Dp Skt12pt 9/16	H-104	3/4Dr Ext 3	MM-605	Mm Skt6pt 5mm	SDR-22	Screwdr Round 3"
BD-1220	Dp Skt12pt 5/8	H-110	3/4Dr Ext 8	MM-6055	Mm Skt6pt 55mm	SDR-24	Screwdr Round 4"
BD-1222	Dp Skt12pt 11/16	H-115	3/4Dr Ext 16	MM-606	Mm Skt6pt 6mm	SDR-26	Screwdr Round 6"
BD-1224	Dp Skt12pt 3/4	H-1224	3/4Dr Skt12pt 3/4	MM-607	Mm Skt6pt 7mm	SDR-28	Screwdr Round 8"
BD-1226	Dp Skt12pt 13/16	H-1226	3/4Dr Skt12pt 13/16	MM-608	Mm Skt6pt 8mm	SDS-33	Screwdr Slotted Sq Sh 12-3/8
BD-1228	Dp Skt12pt 7/8	H-1228	3/4Dr Skt12pt 7/8	MM-609	Mm Skt6pt 9mm	SDS-62	Screwdr Stubby Std 1-1/2 X 1/4"
BD-1230	Dp Skt12pt 15/16	H-1230	3/4Dr Skt12pt 15/16	MM-610	Mm Skt6pt 10mm	ST-1212	1/2Dr Std12ptSkt 3/8
BD-1232	Dp Skt12pt 1	H-1232	3/4Dr Skt12pt 1	MM-611	Mm Skt6pt 11mm	ST-1214	1/2Dr Std12ptSkt 7/16
BD-808	3/8Dr Skt 8-Pt 1/4	H-1234	3/4Dr Skt12pt 1-1/16	MM-612	Mm Skt6pt 12mm	ST-1216	1/2Dr Std12ptSkt 1/2
BD-810	3/8Dr Skt 8-Pt 5/16	H-1236	3/4Dr Skt12pt 1-1/8	MM-613	Mm Skt6pt 13mm	ST-1218	1/2Dr Std12ptSkt 9/16
BD-812	3/8Dr Skt 8-Pt 3/8	H-1238	3/4Dr Skt12pt 1-3/16	MM-614	Mm Skt6pt 14mm	ST-1219	1/2Dr Std12ptSkt 19/32
BD-814	3/8Dr Skt 8-Pt 7/16	H-1240	3/4Dr Skt12pt 1-1/4	MMS-27	Hex Key Set 11-Pcs	ST-1220	1/2Dr Std12ptSkt 5/8
BD-816	3/8Dr Skt 8-Pt 1/2	H-1242	3/4Dr Skt12pt 1-5/16	MWS-30	RatBxWR Set 5-Pc	ST-1221	1/2Dr Std12ptSkt 21/32
BD-818	3/8Dr Skt 8-Pt 9/16	H-1244	3/4Dr Skt12pt 1-3/8	MWS-31	OE WR Set 10-Pc	ST-1222	1/2Dr Std12ptSkt 11/16
BD-820	3/8Dr Skt 8-Pt 5/8	H-1246	3/4Dr Skt12pt 1-7/16	MWS-47	Hex Key Set 7-Pcs	ST-1224	1/2Dr Std12ptSkt 3/4
BFE-8	3/8Dr Filible Ext 8	H-1248	3/4Dr Skt12pt 1-1/2	O-471	Adj Pin Spnr 3/4 To 2	ST-1225	1/2Dr Std12ptSkt 25/32
BHMD-30	3/8Dr Hd ImpDrr	H-1250	3/4Dr Skt12pt 1-9/16	O-472	Adj Pin Spnr 1-1/4 To 3	ST-1226	1/2Dr Std12ptSkt 13/16
BM-1206	6 mm 3/8Dr Std12pt Skt	H-1252	3/4Dr Skt12pt 1-5/8	OES-0607	3/4Dr Skt12pt 1-5/8	ST-1228	1/2Dr Std12ptSkt 7/8
BM-1207	7 mm 3/8Dr Std12pt Skt	H-1254	3/4Dr Skt12pt 1-11/16	OES-0809	3/4Dr Skt12pt 1-11/16	ST-1230	1/2Dr Std12ptSkt 15/16
BM-1208	8 mm 3/8Dr Std12pt Skt	H-1256	3/4Dr Skt12pt 1-3/4	OES-1011	3/4Dr Skt12pt 1-3/4	ST-1231	1/2Dr Std12ptSkt 31/32
BM-1209	9 mm 3/8Dr Std12pt Skt	H-1258	3/4Dr Skt12pt 1-13/16	OES-1214	3/4Dr Skt12pt 1-13/16	ST-1232	1/2Dr Std12ptSkt 1
BM-1210	10 mm 3/8Dr Std12pt Skt	H-1260	3/4Dr Skt12pt 1-7/8	OES-1618	3/4Dr Skt12pt 1-7/8	ST-1234	1/2Dr Std12ptSkt 1 1/16
BM-1210	10 mm 3/8Dr Std12pt Skt	H-1264	3/4Dr Skt12pt 2	P-10	Pinchp 7 StSz 1/2	ST-1236	1/2Dr Std12ptSkt 1 1/8
BM-1211	11 mm 3/8Dr Std12pt Skt	H-1266	3/4Dr Skt12pt 2-1/16	P-13	Slidpch 4-1/2 StSz 5/16	ST-1238	1/2Dr Std12ptSkt 1 3/16
BM-1212	12 mm 3/8Dr Std12pt Skt	H-1268	3/4Dr Skt12pt 2-1/8	P-14	Slidpch 4-1/2 StSz 5/16	ST-1240	1/2Dr Std12ptSkt 1 1/4
BM-1213	13 mm 3/8Dr Std12pt Skt	H-1270	3/4Dr Skt12pt 2-3/16	P-15	Slidpch 5 StSz 3/8	ST-1242	1/2Dr Std12ptSkt 1 5/16
BM-1214	14 mm 3/8Dr Std12pt Skt	H-1272	3/4Dr Skt12pt 2-1/4	P-16	Slidpch 5 StSz 3/8	ST-1244	1/2Dr Std12ptSkt 1 3/8
BM-1215	15 mm 3/8Dr Std12pt Skt	H-1274	3/4Dr Skt12pt 2-5/16	P-17	Slidpch 6 StSz 1/2	ST-1246	1/2Dr Std12ptSkt 1 7/16
BM-1216	16 mm 3/8Dr Std12pt Skt	H-1276	3/4Dr Skt12pt 2-3/8	P-25	LgTprPch 8-1/2 StSz 1/2	ST-1248	1/2Dr Std12ptSkt 1 1/2
BM-1217	17 mm 3/8Dr Std12pt Skt	H-140A	3/4Dr U-Joint	P-26	LgTprPch 9 StSz 1/2	ST-812	1/2Dr Std8ptSkt 3/8
BM-1218	18 mm 3/8Dr Std12pt Skt	H-20A	3/4Dr Sliding T Hdle	P-28	LgTprPch 11 StSz 5/8	ST-814	1/2Dr Std8ptSkt 7/16
BM-1219	19 mm 3/8Dr Std12pt Skt	H-41AA	3/4Dr FlHdl Chv22-1/8	P-3	Pinchp 4-3/4 StSz 5/16	ST-816	1/2Dr Std8ptSkt 1/2
BM-1220	20 mm 3/8Dr Std12pt Skt	H-51AB1	3/4Dr Ratchet 24-11/16	P-30	Prickpch 5 StSz 3/8	ST-818	1/2Dr Std8ptSkt 9/16
BM-1221	21 mm 3/8Dr Std12pt Skt	HNx-130	3/4Dr ADp 3/4 Fx1 M	P-40	Pinchp 5 StSz 5/16	ST-820	1/2Dr Std8ptSkt 5/8
BM-1222	22 mm 3/8Dr Std12pt Skt	HNx-131	3/4Dr ADp 3/4 Mx1 F	P-42	Centerpch 5 StSz 3/8	ST-822	1/2Dr Std8ptSkt 11/16
BM-1223	23 mm 3/8Dr Std12pt Skt	HSB-2.6A	Brass Hammer, 2-1/2 Lb	P-5	Centerpch 6 StSz 1/2	ST-824	1/2Dr Std8ptSkt 3/4
BM-1224	24 mm 3/8Dr Std12pt Skt	HSB-3.8A	Brass Hmr 4 Lb	P-6	Pinchp 5-1/4 StSz 5/16	ST-826	1/2Dr Std8ptSkt 13/16
BM-1226	26 mm 3/8Dr Std12pt Skt	HSF-155A	Hmr Body 1-1/4 Lb 1-1/2	P-8	Pinchp 5-1/2 StSz 5/16	ST-828	1/2Dr Std8ptSkt 1 1/16
BS-05B	3/8Dr ADp1/2 Fx3/8 M Blk	HSF-15N	Hmr Tip Med Hard 1-1/2	PL-1515	Lok Rg Pls8	ST-830	1/2Dr Std8ptSkt 15/16
BS-12B	3/8Dr ADp1/2 Fx3/8 M Blk	HSF-15S	Hmr Tip Soft 1-1/2	PL1519C	Superjoint Pls 5	ST-832	1/2Dr Std8ptSkt 1 1/16
BU-1212	U-Skt12pt 3/8	JHW-16	Hmr Tip Extra Hard 1-1/2	PL-1600C	Snap Rg Pls & Tips Set	ST-834	1/2Dr Std8ptSkt 1 1/8
BU-1214	U-Skt12pt 7/16	JHW-32	Deadblow Hmr16oz	PL-533	Fixed Tip Ret Rg Pl-Ext	ST-840	1/2Dr Std8ptSkt 1 1/4
BU-1216	U-Skt12pt 1/2	M-102	Deadblow Hmr32oz	PL-534	Fixed Tip Ret Rg Pl-Ext	ST-840	1/2Dr Std8ptSkt 1 1/4
BU-1218	U-Skt12pt 9/16	M-104	1/4DrExt2	PLS-6A	General Service Pls Set	STM-1210	1/2Dr Skt12pt 10mm
BU-1220	U-Skt12pt 5/8	M-106A	1/4DrSpinner Hdle	RB-1214	Rat Chr 6pt 3/8x7/16	STM-1211	1/2Dr Skt12pt 11mm
BU-1222	U-Skt12pt 11/16	M-110	1/4DrExt 10	RB-1618	Rat Chr 6pt 1/2x9/16	STM-1212	1/2Dr Skt12pt 12mm
BU-1224	U-Skt12pt 3/4	M-115	1/4DrExt6	RB-2022	Rat Chr 12pt 5/8x11/16	STM-1213	1/2Dr Skt12pt 13mm
BWM-0810	DblHd 10°Ofs BxWR 8x10	M-140A	1/4DrU-Joint	RB-2428	Rat Chr 12pt 3/4x7/8	STM-1214	1/2Dr Skt12pt 14mm
BWM-1113	DblHd 10°Ofs BxWR 11x1013	M-15A	1/4DrSpeeder	RB-1010	Rat Chr 6pt 1/4x5/16	STM-1215	1/2Dr Skt12pt 15mm
BWM-1214	DblHd 10°Ofs BxWR 12x14	30008	1/4DrSliding T Hdle	S-102P	1/2Dr Ext2	STM-1216	1/2Dr Skt12pt 16mm
BWM-1415	DblHd 10°Ofs BxWR 14x15	M-42A	1/4DrFlHdl	S-10A	1/2Dr Speeder 13-5/8	STM-1217	1/2Dr Skt12pt 17mm
BWM-1618	DblHd 10°Ofs BxWR 16x18	M-52EHA	1/4Dr Encl Hd Ratchet 5	S-110P	1/2Dr Ext5	STM-1218	1/2Dr Skt12pt 18mm
BWM-1719	DblHd 10°Ofs BxWR 17x19	M-605	Skt6pt 5/32	S-115P	1/2Dr Ext10	STM-1219	1/2Dr Skt12pt 19mm
BWM-1922	DblHd 10°Ofs BxWR 19x22	M-606	Skt6pt 3/16	S-121P	1/2Dr Ext20	STM-1220	1/2Dr Skt12pt 20mm
BWM-2124	DblHd 10°Ofs BxWR 21x24	M-607	Skt6pt 7/32	S-140A	1/2DrU-Joint	STM-1221	1/2Dr Skt12pt 21mm
BWM-2730	DblHd 10°Ofs BxWR 27x30	M-608	Skt6pt 1/4	S-15A	1/2Dr Speeder 18-1/16	STM-1222	1/2Dr Skt12pt 22mm
BWM-3032	DblHd 10°Ofs BxWR 30x32	M-609	Skt6pt 9/32	S-20A	1/2Dr Sliding T Hdle	STM-1223	1/2Dr Skt12pt 23mm
C-10	Cd Chs 5 StSz 5/16	M-610	Skt6pt 5/16	S-40AA	1/2Dr FlHdl 10-7/16	STM-1224	1/2Dr Skt12pt 24mm
C-12	Cd Chs 5-1/4 StSz 5/16	M-611	Skt6pt 11/32	S-41AA	1/2Dr FlHdl 15-1/2	STM-1225	1/2Dr Skt12pt 25mm
C-16	Cd Chs 6 StSz 3/8	M-612	Skt6pt 3/8	S-52EHA	1/2Dr Encl Hd Rat 10-3/8	STM-1226	1/2Dr Skt12pt 26mm
C-20	Cd Chs 6-1/2 StSz 1/2	M-614	Skt6pt 7/16	S-52EHLA	1/2Dr Encl Hd Rat 15	STM-1227	1/2Dr Skt12pt 27mm
C-24	Cd Chs 7 StSz 5/8	M-616	Skt6pt 1/2	S-60D	1/2Dr Stud Remover	STM-1228	1/2Dr Skt12pt 28mm
C-28	Cd Chs 7-1/2 StSz 3/8	M-618	Skt6pt 9/16	S-70	1/2Dr Ratchet Spinner	STM-1229	1/2Dr Skt12pt 29mm
C-32	Cd Chs 8 StSz 7/8	M-808	1/4Dr Skt 8-Pt 1/4	SA-10A	HexBitSkt 5/16	STM-1230	1/2Dr Skt12pt 30mm
C-36	Cd Chs 8 StSz 7/8	M-810	1/4Dr Skt 8-Pt 5/16	SA-10A-3P	1/2Dr Ph Skt 3-Pt	STM-1232	1/2Dr Skt12pt 32mm
C-715	RlBr 1/2 StSz 15-1/8	M-812	1/4Dr Skt 8-Pt 3/8	SA-10A-3S	1/2Dr Ph Skt 3-Pt	STM-1234	1/2Dr Skt12pt 34mm
C-718	RlBr 8/8 StSz 18	MA-10A	1/4Dr HexBitSkt 5/16	SA-10LA	Lg HexBitSkt 5/16	STM-1236	1/2Dr Skt12pt 36mm
C-8	Cd Chs 4-3/4 StSz 1/4	MA-2-1/2A	1/4Dr HexBitSkt 5/64	SA-12A	HexBitSkt 3/8	W55RC11	53 Roll Cabinet
C-80A	Pch Bar 3/4 StSz 24	MA-2A	1/4Dr HexBitSkt 1/16	SA-12A-4P	1/2Dr Ph Skt 4-Pt	W55TC10	53 Top Chest
C-82A	Pch Bar 3/4 StSz 18	MA-3-1/2A	1/4Dr HexBitSkt 7/64	SA-12A-4S	1/2Dr SIBitSkt27/64x075	WRS-1	Rat Scrr
CC-404C	C-CI Cpr Scr 4	MA-3A	1/4Dr HexBitSkt 3/32	SA-12LA	Lg HexBitSkt 3/8	WRST1	T Hdle Rat Scdr Stby
CC-406C	C-CI Cpr Scr 6	MA-4-1/2A	1/4Dr HexBitSkt 9/64	SA-16A	HexBitSkt 1/2	WS-44	Hex Key Set 13-Pcs
CW-4	Chain Wr	MA-4.5SA	1/4Dr 9/64x-S HexBitSkt	SA-16LA	Lg HexBitSkt 1/2	WS-45	Hex Key Set 8-Pcs
Ex-21A	ExtrDrill Sz 1/8	MA-4A	1/4Dr HexBitSkt 1/8	SA-18A	HexBitSkt 9/16	WS-7707	BxWR Set 7-Pc
Ex-21B	ExtrDrill Sz 3/16	MA-4SA	1/4Dr 1/8x-Sh HexBitSkt	SA-18LA	Lg HexBitSkt 9/16	WTC-11	Wire Twister/Ctr 8-1/2
Ex-22A	ExtrDrill Sz 7/32						

All master set contents are subject to change over time, for updated information contact customer service or visit our website [snapon.com/industrialbrands](http://snapon.com/industrialbrands)



## Contents: Mega Set Fractional WSC-960SAE

Refer to Master Sets Section Pages 22 & 23 for Photo and Description

Product Code	Description	Product Code	Description	Product Code	Description	Product Code	Description
1002MFRMH	3/8Dr CI Trq Wr 100 F-Lb	13412A	Chr Adj WRes 12	24259A	#3x6 Ph Bmd Hdle	3840-150-10-ST-1P	BiRecipBL 6 10TPI U-Thg
10111	Hex Key Set Sh 11-Pc	13418A	18 Chr Adj Wr Pol Hd	24263A	Tonx Scr T10x4	3840-150-14-ST-1P	BiRecipBL 6 14TPI U-Thg
1020	OE Wr 1/4x5/16	13518	Cast Iron Pipe WR 8	24265A	Tonx Scr T15x4	3840-150-18-ST-1P	BiRecipBL 6 18TPI U-Thg
10213	Hex Key Set Lg 13-Pc	13522	Cast Iron Pipe WR 12	24267A	Tonx Scr T20x4	3840-150-24-ST-1P	BiRecipBL 6 24TPI U-Thg
1037	OE Wr 1-1/16x1-1/4	13526	Cast Iron Pipe WR 18	24269A	Tonx Scr T25x4	3840-150-5/8-SL-1P	BiRecipBL 6 5/8TPI
1033C	OE Wr 15/16x1	13625A	15 Const Adj WR	24271A	Tonx Scr T27x4	3840-150-7-SL-1P	BiRecipBL 6 7TPI
1037B	OE Wr 1-1/8x1-3/16	14-612	1/2Dr DplmSktp 3/8	24273A	Tonx Scr T30x4	396-LAP	Fldg Saw Bmd 8 7TPI
10600	DblHd FL WR 3/8x7/16	14-614	1/2Dr DplmSktp 7/16	24401	3/16 Csh Gr Ntdrv	40000	1/4x6 GsktScrp BmdHdl
10602	DblHd FL WR 1/2x9/16	14-616	1/2Dr DplmSktp 1/2	24403	1/4 Csh Gr Ntdrv	40052	QckBl AutoUtknife5pk 025
10604	DblHd FL WR 5/8x11/16	14-618	1/2Dr DplmSktp 9/16	24405	5/16 Csh Gr Ntdrv	40058	Fldg Ut Knife
10606	DblHd FL WR 3/4x7/8	14-620	1/2Dr DplmSktp 5/8	24407	1/2Dr Csh Gr Ntdrv	40072	QckBl DispBulb 100pk 025
1112A	Min OE WRChrSat 3/16	14-622	1/2Dr DplmSktp11/16	2503MFRMH	1/2Dr CI Trq Wr 250 F-Lb	40150	Tel Pick-Up Tl BmdHdl
1113A	Min OE WRChrSat 13/64	PL-205C	Lineman's Elec 8-1/2"	PL-209X	LnmS PI Comf Gr 9-1/2	40201	4pc MiniPick/Hook BmdHdl
1114A	Min OE WRChrSat 7/32	14-626	1/2Dr DplmSktp13/16	28201	Av Snips Left	40221	12 Strap WR
1115A	Min OE WRChrSat 15/64	23404	5-1/2" Diagonal Cutters	28203	Av Snips Right	40251	4pc Ur Tl Set BmdHdl
1116A	Min OE WRChrSat 1/4	PL-57C	Diagonal Cut Hi Leverage	28205	Av Snips Str	42302	Std Seat Creeper
1118A	Min OE WRChrSat 9/32	23409	6-1/4" Bent Nose	2-02B	3/8Dr Imp Ext 3	43605	Tube Ctr 1-1/8
1120A	Min OE WRChrSat 5/16	PL-95C	Chain Nose Pliers 5-1/2"	2-103A	3/8Dr Imp Ext 3	43618	PI Hose Ctr
1122A	Min OE WRChrSat 11/32	PL-77C	Chain Nose PL XL Nose 7-1/2"	2-106A	3/8Dr Imp Ext 6	4559-24	Bolt Ctr Cmf Grs 24
1124A	Min OE WRChrSat 3/8	222D	Alligator Pliers - 6"	2-140B	3/8Dr Imp Uni Joint	471	Adj Hk Spner 3/4 To 2
1128A	Min OE WRChrSat 7/16	223D	Alligator Pliers - 7-1/2"	2-4A	3/8Dr Imp AdpTr3/8Fx11/2M	472	Adj Hk Spner 1-1/4 To 3
1132A	Min OE WRChrSat 1/2	224D	Alligator Pliers - 9-1/2"	2-608	3/8Dr ImSktp 1/4	474	Adj Hk Spner 2 To 4-3/4
1136A	Min OE WRChrSat 9/16	24201	Cab Scr 1/8x4	2-610	3/8Dr ImSktp 5/16	4-102	1/2Dr Imp Ext 3-1/2
11312	Stby Comb WRes 3/8	14-646	1/2Dr DplmSktp 1-7/16	2-612	3/8Dr ImSktp 3/8	4-105A	1/2Dr Imp Ext 5
11314	Stby Comb WRes 7/16	14-648	1/2Dr DplmSktp 1-1/2	2-614	3/8Dr ImSktp 7/16	4-110A	1/2Dr Imp Ext 10
11316	Stby Comb WRes 1/2	1723	OE Wr 3/8x7/16	2-616	3/8Dr ImSktp 1/2	4-140B	1/2Dr Imp U-Joint
11318	Stby Comb WRes 9/16	1725	OE Wr 7/16x1/2	2-618	3/8Dr ImSktp 9/16	4-2F	1/2Dr Imp Adp1/2 Fx3/8
11320	Stby Comb WRes 5/8	1727	OE Wr 9/16x5/8	2-620	3/8Dr ImSktp 5/8	4-6	1/2Dr Imp Adp1/2 Fx3/4
11322	Stby Comb WRes 11/16	1725B	OE Wr 1/2x9/16	2-622	3/8Dr ImSktp 11/16	4-612	1/2Dr ImSktp 3/8
11324	Stby Comb WRes 3/4	1729B	OE Wr 11/16x3/4	2-624	3/8Dr ImSktp 3/4	4-614	1/2Dr ImSktp 7/16
1140A	Min OE WRChrSat 5/8	1731B	OE Wr 13/16x7/8	2-626	3/8Dr ImSktp 13/16	4-616	1/2Dr ImSktp 1/2
11900	Fl Hd Comb WR 3/8	1-100-04-3-2	4 Hd SM File w/PIHdl	2-628	3/8Dr ImSktp 7/8	4-618	1/2Dr ImSktp 9/16
11901	Fl Hd Comb WR 7/16	1-100-08-1-2	8 Hd BST File w/Hdle	2-630	3/8Dr ImSktp 15/16	4-620	1/2Dr ImSktp 5/8
11902	Fl Hd Comb WR 1/2	1-100-08-2-2	8 Hd 2ND File w/Hdle	2-632	3/8Dr ImSktp 1	4-622	1/2Dr ImSktp 11/16
11903	Fl Hd Comb WR 9/16	1-111-04-3-2	4 WRD SM File w/PIHdl	4-6	1/2Dr Imp Adp1/2 Fx3/4	4-624	1/2Dr ImSktp 3/4
11904	Fl Hd Comb WR 5/8	1-160-04-3-2	4 SQ SM File w/PIHdl	300-14-F15/16-HP	TlBx Saw Pl14 15TPI	4-626	1/2Dr ImSktp 13/16
11905	Fl Hd Comb WR 11/16	1-160-08-1-2	8 SQ BST File w/Hdle	31008	3/8 Fx1/4 M Adapter	4-628	1/2Dr ImSktp 7/8
11906	Fl Hd Comb WR 3/4	1-170-04-3-2	4 SQ SM File w/PIHdl	31009	3/8 Fx1/2 M Adapter	4-630	1/2Dr ImSktp 15/16
11920	Fl Hd SQDr 3/8x1/2	1-210-04-3-2	4 1/2RD SM File w/PIHdl	31301	3/8Dr SpkPl Skt 5/8	4-632	1/2Dr ImSktp 1/4
11952	Ofs Comb WR 3/8	1-210-08-1-2	8 1/2RD BST File w/Hdle	31303	3/8Dr SpkPl Skt 13/16	4-634	1/2Dr ImSktp 1-1/16
11953	Ofs Comb WR 7/16	1-230-04-3-2	4 RD SM File w/PIHdl	32008	1/2 Fx3/8 M Adapter	4-636	1/2Dr ImSktp 1-1/8
11954	Ofs Comb WR 1/2	1-230-08-1-2	8 RD BST File w/Hdle	32412	1/2Dr Skt 3/8	4-638	1/2Dr ImSktp 1-3/16
11955	Ofs Comb WR 9/16	20401	20oz FG Crv Claw Hmr	32414	1/2Dr Skt 7/16	4-640	1/2Dr ImSktp 1-1/4
11956	Ofs Comb WR 5/8	20544	16oz Bl PN FG Hdle Hmr	32416	1/2Dr Skt 1/2	4-642	1/2Dr ImSktp 1-5/16
11957	Ofs Comb WR 11/16	20545	24oz Bl PN FG Hdle Hmr	32418	1/2Dr Skt 9/16	4-644	1/2Dr ImSktp 1-3/8
11958	Ofs Comb WR 3/4	20651	48oz CrPN FG LgHdl Hmr	32420	1/2Dr Skt 5/8	4-646	1/2Dr ImSktp 1-7/16
11959	Ofs Comb WR 13/16	20678	32ozDrilling FG Hdle Hmr	32422	1/2Dr Skt 11/16	4-648	1/2Dr ImSktp 1-1/2
11960	Ofs Comb WR 7/8	208	Mini Hksw Alum Hdle 10	32424	1/2Dr Skt 3/4	625	Scrp 1 TripleW/Hlstr
1206MRC	6mm Rat Comb Wr	21661	2pc PryBar BmdHdl	32426	1/2Dr Skt 13/16	625-DROP	Drop-Shape Bl625 Scrp
1208RC	1/4 Rat Comb Wr	23092	2pc Ret Rg Pls Set	32428	1/2Dr Skt 7/8	625-PEAR	Pear-Shape Bl625 Scrp
1210RC	Rev Rat Comb WR 5/16	23101	6-1/4 SI Jt Pl	32430	1/2Dr Skt 15/16	625-RD	RD Bl625 Scrp
1210SC	WRChrSat12pt 5/16	23103	9-3/4 SI Jt Pl	32432	1/2Dr Skt 1	665	Scrp2-1/2 Dble Bl
1212RC	Rev Rat Comb WR 3/8	23107	15-3/4 Gr Jt Pl 9 Pos	32434	1/2Dr Skt 1 1/16	8223	Adj Joint Pls 8
1212SC	WRChrSat12pt 3/8	2628G-180	Sd-Cut Comb Pls -8	32436	1/2Dr Skt 1 1/8	8225	Adj Joint Pls 12
1214RC	Rev Rat Comb WR 7/16	23201	CrvJaw w/Ctr LckPl 5	32438	1/2Dr Skt 1 3/16	HSB-2.6A	Brass Hammer, 2-1/2 Lb
1214SC	WRChrSat12pt 7/16	23202	CrvJaw w/Ctr LckPl 7	32440	1/2Dr Skt 1 1/4	87079	10 Ton Mannaster Gear Set
1216RC	Rev Rat Comb WR 1/2	23203	CrvJaw w/Ctr LckPl 10	32448	1/2Dr Skt 1 1/2	9031RUS	Blkx-Wide Adj WR 8
1216SC	WRChrSat12pt 1/2	23205	CrvJaw wire Ctr LckPl 5	325	Prof Hksw Hdle 12	9070RUPUS	Blk Adj/Pipe WR 6
1218RC	Rev Rat Comb WR 9/16	23302	Str Jaw LckPl 10	33008	3/4F1/2MAdapter	9072RUPUS	Blk Adj/Pipe WR 10
1218SC	WRChrSat12pt 9/16	23305	Lg Ns wire Ctr LckPls 9	35040	1/4Dr ScrBt Skt SI 5/32	9-12-51/3806-KP	Bws w/Bws & Hack Bl
1220RC	Rev Rat Comb WR 5/8	23310	Lck C-Ci LckPl 6	35042	1/4Dr ScrBt Skt SI 9/32	9-467-00-0-0	File Cleaner
1220SC	WRChrSat12pt 5/8	23320	Frfnd Strip-Cut/Crimper	35050	1/4Dr ScrBt Skt Ph # 0	B-101	3/8Dr Ext 1 1/2
1222RC	Rev Rat Comb WR 11/16	23506	Heavy Duty Stripper/Ctr	35051	1/4Dr ScrBt Skt Ph # 1	B-108	3/8Dr Ext 3
1222SC	WRChrSat12pt 11/16	23535	Cg Super Stripper 20-30	35052	1/4Dr ScrBt Skt Ph # 2	B-110	3/8Dr Ext 6
1224RC	Rev Rat Comb WR 3/4	23541	Elec Mini-Ctr 5-1/2	35080	1/4Dr Torx Bit Skt T10	B-115	3/8Dr Ext 11
1224SC	WRChrSat12pt 3/4	23542	Elec Mini-Stripper 5-1/2	35081	1/4Dr Torx Bit Skt T15	B-118	3/8Dr Ext 18
1226SC	WRChrSat12pt 13/16	23543	Elec Mini-Crimper 5-1/2	35082	1/4Dr Torx Bit Skt T20	B-1208	Skt12pt 1/4
1228SC	WRChrSat12pt 7/8	23602	8 Lnms BmdHdl	35083	1/4Dr Torx Bit Skt T25	B-1210	Skt12pt 5/16
1230SC	WRChrSat12pt 15/16	23603	9 Lnms Dipped Hdles	35084	1/4Dr Torx Bit Skt T27	B-1212	Skt12pt 3/8
1232SC	WRChrSat12pt 1	23604	5-1/2 Diag Cut BmdHdl	35085	1/4Dr Torx Bit Skt T30	B-1214	Skt12pt 7/16
1234SC	WRChrSat12pt 1-1/16	23607	8 Diag Cut BmdHdl	35182	3/8Dr Torx Bit Skt T25	B-1216	Skt12pt 1/2
1236SC	WRChrSat12pt 1-1/8	23609	6-1/4 Bent Nose BmdHdl	35183	3/8Dr Torx Bit Skt T27	B-1218	Skt12pt 9/16
1240SC	WRChrSat12pt 1-1/4	23610	5-1/2 Lg Ns BmdHdl	35184	3/8Dr Torx Bit Skt T30	B-1220	Skt12pt 5/8
12601	Dbl Fl Hd WR 3/8x7/16	23612	8 Lg Ns BmdHdl	35185	3/8Dr Torx Bit Skt T40	B-1222	Skt12pt 11/16
12603	Dbl Fl Hd WR 1/2x9/16	23702	Alligator Pl 6	35186	3/8Dr Torx Bit Skt T45	B-1224	Skt12pt 3/4
12605	Dbl Fl Hd WR 5/8x11/16	23704	Alligator Pl 7 1/2	35187	3/8Dr Torx Bit Skt T47	B-1226	Skt12pt 13/16
12607	Dbl Fl Hd WR 3/4x7/8	23706	Alligator Pl 9 1/2	35188	3/8Dr Torx Bit Skt T50	B-1228	Skt12pt 7/8
12-610	3/8Dr DplmSktp 5/16	24201A	Cab Scr 1/8x4	3816-300	Tung Carbide Hksw Bl 12	B-1230	Skt12pt 15/16
12-612	3/8Dr DplmSktp 3/8	24205A	SI Scr 3/16x4	38216	3/4Dr Hex ImSkt 1/2	B-1232	Skt12pt 1
12-614	3/8Dr DplmSktp 7/16	24207A	Cab Scr 3/16x3	38218	3/4Dr Hex ImSkt 9/16	B-140A	3/8Dr U-Joint
12-616	3/8Dr DplmSktp 1/2	24211A	Cab Scr 3/16x6	38220	3/4Dr Hex ImSkt 5/8	B-15	3/8Dr Speeder
12-618	3/8Dr DplmSktp 9/16	24213A	Cab Scr 3/16x10	38222	3/4Dr Hex ImSkt 3/4	B-20A	3/8Dr Sliding T Hdle
12-620	3/8Dr DplmSktp 5/8	24217A	SI Scr 1/4x1 1/2	38224	3/4Dr Hex ImSkt 13/16	B-40A	3/8Dr FHdl
12-622	3/8Dr DplmSktp 11/16	24219A	SI Scr 1/4x4	38226	3/4Dr Hex ImSkt 7/8	B-52EHA	3/8Dr Encl Hd Hat 8
12-624	3/8Dr DplmSktp 3/4	24237A	SI Scr 5/16x6	38228	3/4Dr Hex ImSkt 1	B-52EHLA	3/8Dr Encl Hd Hat 10-3/4
12-626	3/8Dr DplmSktp 13/16	24239A	5/16x8 Rd SI Bmd Hdle	38230	3/4Dr Hex ImSkt 1 1/8	B-70	Chr Ratchet Spinner
12-628	3/8Dr DplmSktp 7/8	24241A	SI Scr 3/8x8	38240	3/4Dr Hex ImSkt 1 1/4	BA-10A	Sh HexSI Skt 5/16
12-630	3/8Dr DplmSktp 15/16	24243A	3/8x12 Rd SI Bmd Hdle	3840-100-10-SC-1P	BiRecipBL 4 10TPI	BA-10A-3P	3/8Dr Ph Skt 3-Pt
12-632	3/8Dr DplmSktp 1	24249A	Ph Scr # 1x3	3840-100-18-SC-1P	BiRecipBL 4 18TPI	BA-10A-3S	3/8Dr SISI Skt 9/32x045
13406A	Chr Adj WRes 6	24251A	Ph Scr # 2x1 1/2	3840-100-24-ST-1P	BiRecipBL 4 24TPI U-Thg	BA-10A-4S	3/8Dr SISI Skt 5/16x055
13408A	Chr Adj WRes 8	24253A	Ph Scr # 2x4	3840-100-6-ST-1P	BiRecipBL 4 6TPI U-Thg	BA-10HBA	Bl HexBl Skt 5/16
13410A	Chr Adj WRes 10					BA-10LA	Lg HexBl Skt 5/16

MASTER SET CONTENTS

APPENDIX

All master set contents are subject to change over time, for updated information contact customer service or visit our website [snapon.com/industrialbrands](http://snapon.com/industrialbrands)

# Contents: Mega Set Fractional WSC-960SAE (con't)

Product Code	Description	Product Code	Description	Product Code	Description	Product Code	Description
BA-12A	Sh HexBtSk 3/8	C-80A	Pch Bar 3/4 S1Sz 24	M-611	Sk6pt 11/32	S-60D	1/2Dr Stud Remover
BA-12A-4P	3/8Dr Ph Sk 4-Pt	C-82A	Pch Bar 3/4 S1Sz 18	M-612	Sk6pt 3/8	S-70	1/2Dr Ratchet Spinner
BA-12HBA	Bl HexBtSk 3/8	CC-404C	C-CI Cpr Scr 4	M-614	Sk6pt 7/16	SA-10A	HexBtSk 5/16
BA-12LA	Lg HexBtSk 3/8	CC-406C	C-CI Cpr Scr 6	M-616	Sk6pt 1/2	SA-10A-3P	1/2Dr Ph Skt 3-Pt
BA-4A	Sh HexBtSk 1/8	CW-4	Chain Wr	M-618	Sk6pt 9/16	SA-10A-3S	1/2Dr SIBtSk 23/64x061
BA-4HBA	Bl HexBtSk 1/8	Ex-21A	ExtrDrill Sz 1/8	M-808	1/4Dr Skt 8-Pt 1/4	SA-10LA	Lg HexBtSk 5/16
BA-4LA	Lg HexBtSk 1/8	Ex-21B	ExtrDrill Sz 3/16	M-810	1/4Dr Skt 8-Pt 5/16	SA-12A	HexBtSk 3/8
BA-5A	Sh HexBtSk 5/32	Ex-22A	ExtrDrill Sz 7/32	M-812	1/4Dr Skt 8-Pt 3/8	SA-12A-4P	1/2Dr Ph Skt 4-Pt
BA-5A-1S	3/8Dr S1Sk 3/16x032	Ex-24A	ExtrDrill Sz 5/16	MA-10A	1/4Dr HexBtSk 5/16	SA-12A-4S	1/2Dr SIBtSk 27/64x075
BA-5HBA	Bl HexBtSk 5/32	Ex-25A	ExtrDrill Sz 15/32	MA-2-1/2A	1/4Dr HexBtSk 5/64	SA-12LA	Lg HexBtSk 3/8
BA-5LA	Lg HexBtSk 5/32	Ex-25B	ExtrDrill Sz 3/8	MA-2A	1/4Dr HexBtSk 1/16	SA-16A	HexBtSk 1/2
BA-6A	Sh HexBtSk 3/16	Ex-26A	ExtrDrill Sz 9/16	MA-3-1/2A	1/4Dr HexBtSk 7/64	SA-16LA	Lg HexBtSk 1/2
BA-6HBA	Bl HexBtSk 3/16	Ex-28	ExtrDrill Sz 21/32	MA-3A	1/4Dr HexBtSk 3/32	SA-18A	HexBtSk 9/16
BA-6LA	Lg HexBtSk 3/16	Ex-29	ExtrDrill Sz 13/16	MA-4.5SA	1/4Dr HexBtSk 9/64	SA-18LA	Lg HexBtSk 9/16
BA-7A	Sh HexBtSk 7/32	GS-1	Master Feeler Gauge Set	MA-4-1/2A	1/4Dr HexBtSk 9/64	SA-20A	HexBtSk 5/8
BA-7A-1P	3/8Dr Ph Skt 1-Pt	GSC-12	GsktScpr-8-3/4x1 1/2	MA-4A	1/4Dr HexBtSk 1/8	SA-20LA	Lg HexBtSk 5/8
BA-7A-2P	3/8Dr Ph Skt 2-Pt	H-104	3/4Dr Ext 3	MA-4SA	1/4Dr 1/8x-Sh HexBtSk	SA-8A	HexBtSk 1/4
BA-7A-2S	3/8Dr S1Sk 7/32x040	H-110	3/4Dr Ext 8	MA-5A	1/4Dr HexBtSk 5/32	SA-8LA	Lg HexBtSk 1/4
BA-7HBA	Bl HexBtSk 7/32	H-115	3/4Dr Ext 16	MA-5SA	1/4Dr 5/32x-S HexBtSk	SB-30	1/2Dr DragLnk Skt 1-1/2
BA-7LA	Lg HexBtSk 7/32	H-122A	3/4Dr Skt12pt 3/4	MA-6A	1/4Dr HexBtSk 3/16	SB-40	1/2Dr DragLnk Skt 1-9/16
BA-8A	Sh HexBtSk 1/4	H-122E	3/4Dr Skt12pt 13/16	MA-6SA	1/4Dr 3/16x-Sh HexBtSk	SB-40AA	1/2Dr FHdl 10-13/16 Blk
BA-8HBA	Bl HexBtSk 1/4	H-122H	3/4Dr Skt12pt 7/8	MA-7A	1/4Dr HexBtSk 7/32	SH-30	1/2Dr ADp 1/2 Fx3/4 M
BA-8LA	Lg HexBtSk 1/4	H-1230	3/4Dr Skt12pt 15/16	MA-8A	1/4Dr HexBtSk 1/4	SDR-22	Screwdr Round 3"
BD-1208	Dp Skt12pt 1/4	H-1232	3/4Dr Skt12pt 1	MFE-6	1/4Dr Filble Ext 6	SDR-24	Screwdr Round 4"
BD-1210	Dp Skt12pt 5/16	H-1234	3/4Dr Skt12pt 1-1/16	MWS-27	Hex Key Set 11-Pcs	SDR-26	Screwdr Round 6"
BD-1212	Dp Skt12pt 3/8	H-1236	3/4Dr Skt12pt 1-1/8	MWS-30	RatBxWR Set 5-Pc	SDR-28	Screwdr Round 8"
BD-1214	Dp Skt12pt 7/16	H-1238	3/4Dr Skt12pt 1-3/16	MWS-31	OE Wr Set 10-Pc	SDS-33	Screwdr Slotted Sq Sh 12-3/8
BD-1216	Dp Skt12pt 1/2	H-1240	3/4Dr Skt12pt 1-1/4	MWS-47	Hex Key Set 7-Pcs	SDS-62	Screwdr Stubby Std 1-1/2 X 1/4
BD-1218	Dp Skt12pt 9/16	H-1242	3/4Dr Skt12pt 1-5/16	O-471	Adj Pin Spner 3/4 To 2	ST-1212	1/2Dr Std12ptSk 3/8
BD-1220	Dp Skt12pt 5/8	H-1244	3/4Dr Skt12pt 1-3/8	O-472	Adj Pin Spner 1-1/4 To 3	ST-1214	1/2Dr Std12ptSk 7/16
BD-1222	Dp Skt12pt 11/16	H-1246	3/4Dr Skt12pt 1-7/16	OES-0607	Dbl Oe WR 3/16x7/32Sh	ST-1216	1/2Dr Std12ptSk 1/2
BD-1224	Dp Skt12pt 3/4	H-1248	3/4Dr Skt12pt 1-1/2	OES-0809	Dbl Oe WR 1/4x9/32Sh	ST-1218	1/2Dr Std12ptSk 9/16
BD-1226	Dp Skt12pt 13/16	H-1250	3/4Dr Skt12pt 1-9/16	OES-1011	Dbl Oe WR 5/16x11/32S	ST-1219	1/2Dr Std12ptSk 19/32
BD-1228	Dp Skt12pt 7/8	H-1252	3/4Dr Skt12pt 1-5/8	OES-1214	Dbl Oe WR 3/8x7/16Sh	ST-1220	1/2Dr Std12ptSk 3/8
BD-1230	Dp Skt12pt 15/16	H-1254	3/4Dr Skt12pt 1-11/16	OES-1618	Dbl Oe WR 1/2x9/16Sh	ST-1221	1/2Dr Std12ptSk 21/32
BD-1232	Dp Skt12pt 1	H-1256	3/4Dr Skt12pt 1-3/4	P-10	Pinch 7 S1Sz 1/2	ST-1222	1/2Dr Std12ptSk 1/2
BD-808	3/8Dr Skt 8-Pt 1/4	H-1258	3/4Dr Skt12pt 1-13/16	P-13	Sldpch 4-1/2 S1Sz 5/16	ST-1224	1/2Dr Std12ptSk 3/4
BD-810	3/8Dr Skt 8-Pt 5/16	H-1260	3/4Dr Skt12pt 1-7/8	P-14	Sldpch 4-1/2 S1Sz 5/16	ST-1225	1/2Dr Std12ptSk 25/32
BD-812	3/8Dr Skt 8-Pt 3/8	H-1264	3/4Dr Skt12pt 2	P-15	Sldpch 5 S1Sz 3/8	ST-1226	1/2Dr Std12ptSk 13/16
BD-814	3/8Dr Skt 8-Pt 7/16	H-1266	3/4Dr Skt12pt 2-1/16	P-16	Sldpch 5 S1Sz 3/8	ST-1228	1/2Dr Std12ptSk 7/8
BD-816	3/8Dr Skt 8-Pt 1/2	H-1268	3/4Dr Skt12pt 2-1/8	P-17	Sldpch 6 S1Sz 1/2	ST-1230	1/2Dr Std12ptSk 15/16
BD-818	3/8Dr Skt 8-Pt 9/16	H-1270	3/4Dr Skt12pt 2-3/16	P-25	LgTprPch 8-1/2 S1Sz 1/2	ST-1231	1/2Dr Std12ptSk 31/32
BD-820	3/8Dr Skt 8-Pt 5/8	H-1272	3/4Dr Skt12pt 2-1/4	P-26	LgTprPch 9 S1Sz 1/2	ST-1232	1/2Dr Std12ptSk 1
BFE-8	3/8Dr Filble Ext 8	H-1274	3/4Dr Skt12pt 2-5/16	P-28	LgTprPch 11 S1Sz 5/8	ST-1234	1/2Dr Std12ptSk 1 1/16
BHMD-30	3/8Dr Hd ImpDrr	H-1276	3/4Dr Skt12pt 2-3/8	P-3	Pinch 4-3/4 S1Sz 5/16	ST-1236	1/2Dr Std12ptSk 1 1/8
BS-05B	3/8Dr ADpr1/2 Fx3/8 M Blk	H-140A	3/4Dr U-Joint	P-30	Pinch 5 S1Sz 3/8	ST-1238	1/2Dr Std12ptSk 1 3/16
BS-12B	3/8Dr ADpr1/2 Fx3/8 M Blk	H-20A	3/4Dr Sliding T Hdle	P-4	Pinch 5 S1Sz 5/16	ST-1240	1/2Dr Std12ptSk 1 1/4
BU-1212	U-Skt12pt 3/8	H-41AA	3/4Dr FHdl Chr22-1/8	P-40	Centerpch 5 S1Sz 3/8	ST-1242	1/2Dr Std12ptSk 1 5/16
BU-1214	U-Skt12pt 7/16	H-51AB1	3/4Dr Ratchet 24-11/16	P-42	Centerpch 6 S1Sz 1/2	ST-1244	1/2Dr Std12ptSk 1 3/8
BU-1216	U-Skt12pt 1/2	HNX-130	3/4Dr ADp 3/4 Fx1 M	P-5	Pinch 5-1/4 S1Sz 5/16	ST-1246	1/2Dr Std12ptSk 1 7/16
BU-1218	U-Skt12pt 9/16	HNX-131	3/4Dr ADp 3/4 Mx1 F	P-6	Pinch 5-1/2 S1Sz 5/16	ST-1248	1/2Dr Std12ptSk 1 3/8
BU-1220	U-Skt12pt 5/8	HSB-2.6A	Brass Hammer, 2-1/2 Lb	P-8	Pinch 7 S1Sz 3/8	ST-812	1/2Dr Std8ptSk 3/8
BU-1222	U-Skt12pt 11/16	HSB-3.8A	Brass Hmr 4 Lb	PL-1519C	Superjoint Pls 5	ST-814	1/2Dr Std8ptSk 7/16
BU-1224	U-Skt12pt 3/4	HSF-155A	Hmr Body 1-1/4 Lb 1-1/2	PL-1515	Lck Rg Pls8	ST-816	1/2Dr Std8ptSk 1/2
BWM-0810	DblHd 10°Ofs BxWR 8x10	HSF-15N	Hmr Tip Med Hard 1-1/2	PL-1600C	Snap Rg Pls & Tips Set	ST-818	1/2Dr Std8ptSk 9/16
BWM-1113	DblHd 10°Ofs BxWR 11x013	HSF-15S	Hmr Tip Soft 1-1/2	PL-533	Fixed Tip Ret Rg Pl-Ext	ST-820	1/2Dr Std8ptSk 5/8
BWM-1214	DblHd 10°Ofs BxWR 12x14	HSF-15xH	Hmr Tip Extra Hard 1-1/2	PL-534	Fixed Tip Ret Rg Pl-Ext	ST-822	1/2Dr Std8ptSk 11/16
BWM-1415	DblHd 10°Ofs BxWR 14x15	JHW-16	Deadblow Hmr16oz	PLS-6A	General Service Pls Set	ST-824	1/2Dr Std8ptSk 3/4
BWM-1618	DblHd 10°Ofs BxWR 16x18	JHW-32	Deadblow Hmr32oz	RB-1214	Rat Chr 6pt 3/8x7/16	ST-826	1/2Dr Std8ptSk 3/16
BWM-1719	DblHd 10°Ofs BxWR 17x19	M-102	1/4DrExt2	RB-1618	Rat Chr 6pt 1/2x9/16	ST-828	1/2Dr Std8ptSk 7/8
BWM-1922	DblHd 10°Ofs BxWR 19x22	M-104	1/4DrExt4	RB-2022	Rat Chr 12pt 5/8x11/16	ST-830	1/2Dr Std8ptSk 15/16
BWM-2124	DblHd 10°Ofs BxWR 21x24	M-106A	1/4DrSpinner Hdle	RB-2428	Rat Chr 12pt 3/4x7/8	ST-832	1/2Dr Std8ptSk 1
BWM-2730	DblHd 10°Ofs BxWR 27x30	M-110	1/4DrExt10	RB-810	Rat Chr 6pt 1/4x5/16	ST-834	1/2Dr Std8ptSk 1 1/16
BWM-3032	DblHd 10°Ofs BxWR 30x32	M-115	1/4DrExt6	S-102P	1/2Dr Ext2	ST-836	1/2Dr Std8ptSk 1 1/8
C-10	Cd Chs 5-1/4 S1Sz 5/16	M-140A	1/4DrU-Joint	S-10A	1/2Dr Speeder 13-5/8	ST-840	1/2Dr Std8ptSk 1 1/4
C-12	Cd Chs 5-1/4 S1Sz 5/16	M-15A	1/4DrSpeeder	S-110P	1/2Dr Ext5	ST-840	1/2Dr Std8ptSk 1 1/4
C-16	Cd Chs 6 S1Sz 3/8	30008	1/4DrSliding T Hdle	S-115P	1/2Dr Ext10	WRS-1	Rat Scr
C-20	Cd Chs 6-1/2 S1Sz 1/2	M-42A	1/4DrFHdl	S-121P	1/2Dr Ext20	WRS11	T Hdle Rat Scr Stb
C-24	Cd Chs 7 S1Sz 5/8	M-52EHA	1/4Dr Encl Hd Ratchet 5	S-140A	1/2DrU-Joint	WS-4	Hex Key Set 13-Pcs
C-28	Cd Chs 7-1/2 S1Sz 3/8	M-605	Sk6pt 5/32	S-15A	1/2Dr Speeder 18-1/16	WS-45	Hex Key Set 8-Pcs
C-32	Cd Chs 8 S1Sz 7/8	M-606	Sk6pt 3/16	S-20A	1/2Dr Sliding T Hdle	WS-7707	BxWR Set 7-Pc
C-36	Cd Chs 8 S1Sz 7/8	M-607	Sk6pt 7/32	S-40AA	1/2Dr FHdl 10-7/16	WTC-11	Wire Twister/Ctr 8-1/2
C-715	RlBr 1/2 S1Sz 15-1/8	M-608	Sk6pt 1/4	S-41AA	1/2Dr FHdl 15-1/2		
C-718	RlBr 5/8 S1Sz 18	M-609	Sk6pt 9/32	S-52EHA	1/2Dr Encl Hd Rat 10-3/8		
C-8	Cd Chs 4-3/4 S1Sz 1/4	M-610	Sk6pt 5/16	S-52EHLA	1/2Dr Encl Hd Rat 15		

All master set contents are subject to change over time, for updated information contact customer service or visit our website [snapon.com/industrialbrands](http://snapon.com/industrialbrands)

## Contents: Mega Set Metric WSC-960MM

Refer to Master Sets Section Pages 22 & 23 for Photo and Description

Product Code	Description	Product Code	Description	Product Code	Description	Product Code	Description
1002MFRMH	3/8Dr Cl Trq Wr 100 F-Lb	2628G-180	Sd-Cut Comb Pls -8	35085	1/4Dr Torx Bit Skt T30	B-70	Chr Ratchet Spinner
10111	Hex Key Set Sh 11-Pc	23201	CrvJaw w/Ctr LckPl 5	35182	3/8Dr Torx Bit Skt T25	BFE-8	3/8Dr Fibile Ext 8
10213	Hex Key Set Lg 13-Pc	23202	CrvJaw w/Ctr LckPl 7	35183	3/8Dr Torx Bit Skt T27	BHMD-30	3/8Dr Hd ImpDrr
10650	FL NUT WR 9x11 mm	23203	CrvJaw w/Ctr LckPl 10	35184	3/8Dr Torx Bit Skt T30	BM-1206	6 mm 3/8Dr Std12pt Skt
10652	FL NUT WR 10x12 mm	23301	CrvJaw wire Ctr LckPl 5	35185	3/8Dr Torx Bit Skt T40	BM-1207	7 mm 3/8Dr Std12pt Skt
10654	FL NUT WR 13x14 mm	23302	CrvJaw wire Ctr LckPl 7	35186	3/8Dr Torx Bit Skt T45	BM-1208	8 mm 3/8Dr Std12pt Skt
10656	FL NUT WR 15x17 mm	23305	Str Jaw LckPl 10	35187	3/8Dr Torx Bit Skt T47	BM-1209	9 mm 3/8Dr Std12pt Skt
10658	FL NUT WR 19x21 mm	23310	Lg Ns wire Ctr LckPls 9	35188	3/8Dr Torx Bit Skt T50	BM-1210	10 mm 3/8Dr Std12pt Skt
11710	Stby Comb WRe Set 10 mm	23320	Lck C-Ci LckPl 6	3816-300	Tung Carbide HksW Bl 12	BM-1210	10 mm 3/8Dr Std12pt Skt
11712	Stby Comb WRe Set 12 mm	23303	FrEnd Strip-Cut/Crimper	3840-100-10-SC-1P	BiRecipBL 4 10TPI	BM-1211	11 mm 3/8Dr Std12pt Skt
11713	Stby Comb WRe Set 13 mm	23306	Heavy Duty Stripper/Ctr	3840-100-18-SC-1P	BiRecipBL 4 18TPI	BM-1212	12 mm 3/8Dr Std12pt Skt
11714	Stby Comb WRe Set 14 mm	23353	Cg Super Stripper 20-30	3840-100-24-ST-1P	BiRecipBL 4 24TPI U-Thg	BM-1213	13 mm 3/8Dr Std12pt Skt
11715	Stby Comb WRe Set 15 mm	23541	Elec Mini-Ctr 5-1/2	3840-100-6-ST-1P	BiRecipBL 4 6TPI U-Thg	BM-1214	14 mm 3/8Dr Std12pt Skt
11717	Stby Comb WRe Set 17 mm	23542	Elec Mini-Stripper 5-1/2	3840-150-10-ST-1P	BiRecipBL 6 10TPI U-Thg	BM-1215	15 mm 3/8Dr Std12pt Skt
11718	Stby Comb WRe Set 18 mm	23543	Elec Mini-Crimper 5-1/2	3840-150-14-ST-1P	BiRecipBL 6 14TPI U-Thg	BM-1216	16 mm 3/8Dr Std12pt Skt
1206MRC	6mm Rat Comb Wr	PL-205C	8 Lrms BmdHdl	3840-150-18-ST-1P	BiRecipBL 6 18TPI U-Thg	BM-1217	17 mm 3/8Dr Std12pt Skt
1207MSC	WRChrSat12pt 7mm	23603	9 Lrms Dipped Hdles	3840-150-24-ST-1P	BiRecipBL 6 24TPI U-Thg	BM-1218	18 mm 3/8Dr Std12pt Skt
1208MRC	Rev Rat Comb WR 8 mm	23404	5-1/2 Diag Cut BmdHdl	3840-150-5/8-SL-1P	BiRecipBL 6 5/8TPI	BM-1219	19 mm 3/8Dr Std12pt Skt
1208MSC	WRChrSat2pt 8mm	PL-57C	8 Diag Cut BmdHdl	3840-150-7-SL-1P	BiRecipBL 6 7TPI	BM-1220	20 mm 3/8Dr Std12pt Skt
1208RC	1/4 Rat Comb Wr	23409	6-1/4 Bent Nose BmdHdl	396-LAP	Fldg Saw Bmd 8 7TPI	BM-1221	21 mm 3/8Dr Std12pt Skt
1209MRC	Rev Rat Comb WR 9 mm	PL-95C	5-1/2 Lg Ns BmdHdl	40000	40000	BM-1222	22 mm 3/8Dr Std12pt Skt
1209MSC	WRChrSat12pt 9mm	PL-77C	8 Lg Ns BmdHdl	40052	40052	BM-1223	23 mm 3/8Dr Std12pt Skt
1210MRC	Rev Rat Comb WR 10 mm	222D	Alligator Pl 6	40058	40058	BM-1224	24 mm 3/8Dr Std12pt Skt
1210MSC	WRChrSat12pt 10mm	223D	Alligator Pl 7 1/2	40072	40072	BM-1226	26 mm 3/8Dr Std12pt Skt
1211MRC	Rev Rat Comb WR 11 mm	224D	Alligator Pl 9 1/2	40150	40150	BS-05B	3/8Dr ADPr1/2 Fx3/8 M Blk
1211MSC	WRChrSat12pt 11mm	24201A	Cab Scr 1/6x4	40201	40201	BS-12B	3/8Dr ADPr1/2 Fx3/8 M Blk
1212MRC	Rev Rat Comb WR 12 mm	24205A	SI Scr 3/16x4	40221	40221	BWM-0810	12 Strap WR
1212MSC	WRChrSat12pt 12mm	24207A	Cab Scr 3/16x3	40251	40251	BWM-1113	4pc Ut Tl Set BmdHdl
1213MRC	Rev Rat Comb WR 13 mm	24211A	Cab Scr 3/16x6	42302	42302	BWM-1214	Std Seat Creeper
1213MSC	WRChrSat12pt 13mm	24213A	Cab Scr 3/16x10	43605	43605	BWM-1415	Tube Ctr 1-1/8
1214MRC	Rev Rat Comb WR 14 mm	24217A	SI Scr 1/4x1 1/2	43618	43618	BWM-1618	PI Hose Ctr
1214MSC	WRChrSat12pt 14mm	24219A	SI Scr 1/4x4	4559-24	4559-24	BWM-1719	Bolt Ctr Cmf Grs 24
1215MRC	Rev Rat Comb WR 15 mm	24237A	SI Scr 5/16x6	471	471	BWM-1922	Adj Hk Spner 3/4 To 2
1215MSC	WRChrSat12pt 15mm	24239A	5/16x8 Rd SI Bmd Hdle	472	472	BWM-2124	Adj Hk Spner 1-1/4 To 3
1216MRC	Rev Rat Comb WR 16 mm	24241A	SI Scr 3/8x8	474	474	BWM-2730	Adj Hk Spner 2 To 4-3/4
1217MRC	Rev Rat Comb WR 17 mm	24243A	3/8x12 Rd SI Bmd Hdle	4-102	4-102	BWM-3032	1/2Dr Imp Ext 3-1/2
1217MSC	WRChrSat12pt 17mm	24249A	Ph Scr # 1x3	4-105A	4-105A	C-10	1/2Dr Imp Ext 5
1218MRC	Rev Rat Comb WR 18 mm	24251A	Ph Scr # 2x1 1/2	4-110A	4-110A	C-12	1/2Dr Imp Ext 10
1218MSC	WRChrSat12pt 18 mm	24253A	Ph Scr # 2x4	4-140B	4-140B	C-16	1/2Dr Imp U-Joint
1219MRC	Rev Rat Comb WR 19 mm	24259A	#3x6 Ph Bmd Hdle	4-2F	4-2F	C-20	1/2Dr Imp ADPr1/2 Fx3/8
1219MSC	WRChrSat12pt 19 mm	24263A	Torx Scr T10x4	4-6	4-6	C-24	1/2Dr Imp ADPr1/2 Fx3/4
1221MSC	WRChrSat12pt 21 mm	24265A	Torx Scr T15x4	4M-610	4M-610	C-28	1/2Dr ImSk6pt 10mm
1222MSC	WRChrSat12pt 22 mm	24267A	Torx Scr T20x4	4M-611	4M-611	C-32	1/2Dr ImSk6pt 11mm
1224MSC	WRChrSat12pt 24 mm	24269A	Torx Scr T25x4	4M-612	4M-612	C-36	1/2Dr ImSk6pt 12mm
1227MSC	WRChrSat12pt 27 mm	24271A	Torx Scr T27x4	4M-613	4M-613	C-715	1/2Dr ImSk6pt 13mm
1230MSC	WRChrSat12pt 30 mm	24273A	Torx Scr T30x4	4M-614	4M-614	C-718	1/2Dr ImSk6pt 14mm
1232MSC	WRChrSat12pt 32 mm	24401	3/16 Csh Gr Ndrv	4M-615	4M-615	C-9	1/2Dr ImSk6pt 15mm
1234MSC	WRChrSat12pt 34 mm	24403	1/4 Csh Gr Ndrv	4M-616	4M-616	C-80A	1/2Dr ImSk6pt 16mm
1236MSC	WRChrSat12pt 36 mm	24405	5/16 Csh Gr Ndrv	4M-617	4M-617	C-82A	1/2Dr ImSk6pt 17mm
12M-607	3/8Dr DplmSkt6pt 7mm	24407	11/32 Csh Gr Ndrv	4M-618	4M-618	CC-40C	1/2Dr ImSk6pt 18mm
12M-608	3/8Dr DplmSkt6pt 8mm	2503MFRMH	1/2Dr Cl Trq Wr 250 F-Lb	4M-619	4M-619	CC-406C	1/2Dr ImSk6pt 19mm
12M-609	3/8Dr DplmSkt6pt 9mm	PL-209X	Lrms S Pl Comf Gr 9 - 1/2	4M-620	4M-620	Chin Wr	1/2Dr ImSk6pt 20mm
12M-610	3/8Dr DplmSkt6pt 10M	28201	Av Snips Left	4M-621	4M-621	GS-1	1/2Dr ImSk6pt 21mm
12M-611	3/8Dr DplmSkt6pt 11M	28203	Av Snips Right	4M-622	4M-622	GSC-12	1/2Dr ImSk6pt 22mm
12M-612	3/8Dr DplmSkt6pt 12M	28205	Av Snips Str	4M-623	4M-623	H-104	1/2Dr ImSk6pt 23mm
12M-613	3/8Dr DplmSkt6pt 13M	2-02B	3/8Dr Imp Ext 3	4M-624	4M-624	H-110	1/2Dr ImSk6pt 24mm
12M-614	3/8Dr DplmSkt6pt 14M	2-103A	3/8Dr Imp Ext 3	4M-625	4M-625	H-115	1/2Dr ImSk6pt 25mm
12M-615	3/8Dr DplmSkt6pt 15M	2-106A	3/8Dr Imp Ext 6	4M-626	4M-626	H-140A	1/2Dr ImSk6pt 26mm
12M-616	3/8Dr DplmSkt6pt 16M	2-140B	3/8Dr Imp Uni Joint	4M-627	4M-627	H-20A	1/2Dr ImSk6pt 27mm
12M-617	3/8Dr DplmSkt6pt 17M	2-4A	3/8Dr Imp ADpt3/8Fx1/2M	4M-629	4M-629	H-410A	1/2Dr ImSk6pt 29mm
12M-618	3/8Dr DplmSkt6pt 18M	2M-607	Std ImSk6pt 7 mm	4M-630	4M-630	H-51AB1	1/2Dr ImSk6pt 30mm
12M-619	3/8Dr DplmSkt6pt 19M	2M-608	Std ImSk6pt 8 mm	4M-632	4M-632	HNX-130	1/2Dr ImSk6pt 32M
12M-620	3/8Dr DplmSkt6pt 20M	2M-609	Std ImSk6pt 9 mm	4M-634	4M-634	HNX-131	1/2Dr ImSk6pt 34mm
12M-621	3/8Dr DplmSkt6pt 21M	2M-610	Std ImSk6pt 10 mm	4M-636	4M-636	HSB-2.6A	1/2Dr ImSk6pt 36mm
12M-622	3/8Dr DplmSkt6pt 22M	2M-611	Std ImSk6pt 11 mm	625	625	Scrp1 TripleW/Hlstr	Scrp1 TripleW/Hlstr
12M-623	3/8Dr DplmSkt6pt 23M	2M-612	Std ImSk6pt 12 mm	625-DROP	625-DROP	HSF-155A	Drop-Shape Bl 625 Scrp
12M-624	3/8Dr DplmSkt6pt 24M	2M-613	Std ImSk6pt 13 mm	625-PEAR	625-PEAR	HSF-15N	Pear-Shape Bl 625 Scrp
1-100-04-3-2	4 Hd SM File w/PIHdl	2M-614	Std ImSk6pt 14 mm	625-RD	625-RD	HSF-15S	RD Bl 625 Scrp
1-100-08-1-2	8 Hd BST File w/Hdle	2M-615	Std ImSk6pt 15 mm	665	665	HSF-15xH	Scrp2-1/2 Dble Bl
1-100-08-2-2	8 Hd 2ND File w/Hdle	2M-616	Std ImSk6pt 16 mm	8223	8223	JHW-16	Adj Joint Pls 8
1-111-04-3-2	4 WRD SM File w/PIHdl	2M-617	Std ImSk6pt 17 mm	870114	870114	JHW-32	Adj Joint Pls 12
1-160-04-3-2	4 SQ SM File w/PIHdl	2M-618	Std ImSk6pt 18 mm	860919	860919	M-102	Bi HksW Bl 12 18TPI
1-160-08-1-2	8 SQ BST File w/Hdle	2M-619	Std ImSk6pt 19 mm	9031RUS	9031RUS	M-104	10 Ton Manmaster Gear Set
1-170-04-3-2	4 3 SQ SM File w/PIHdl	30009	1/4 Fx3/8 M Adapter	9070RPLS	9070RPLS	M-106A	Blks-Wide Adj WR 8
1-210-04-3-2	4 1/2RD SM File w/PIHdl	300-14-F15/16-HP	TlBx Saw Pl14 15TPI	9072RPLS	9072RPLS	M-110	Blk Adj/Pipe WR 6
1-210-08-1-2	8 1/2RD SM File w/Hdle	31008	3/8 Fx1/4 M Adapter	9-12-51/3806-KP	9-12-51/3806-KP	M-115	Blk Adj/Pipe WR 10
1-230-04-3-2	4 RD SM File w/PIHdl	31009	3/8 Fx1/2 M Adapter	9-467-00-0-0	9-467-00-0-0	M-140A	Bws w/Bws & Hack Bl
1-230-08-1-2	8 RD SM File w/Hdle	325	Prof HksW Hdle 12	B-101	B-101	M-15A	File Cleaner
20401	20oz FG Crv Claw Hmr	35040	1/4Dr ScrBt Skt SI 5/32	B-108	B-108	30008	3/8Dr Ext 1 1/2
20544	16oz BI PN FG Hdle Hmr	35041	1/4Dr ScrBt Skt SI 7/32	B-110	B-110	M-42A	3/8Dr Ext 3
20545	24oz BI PN FG Hdle Hmr	35042	1/4Dr ScrBt Skt SI 9/32	B-115	B-115	M-52EHA	3/8Dr Ext 6
20651	48oz CrPN FG LgHdl Hmr	35050	1/4Dr ScrBt Skt Ph # 0	B-118	B-118	MFE-6	3/8Dr Ext 11
20678	32ozDrilling FG Hdle Hmr	35051	1/4Dr ScrBt Skt Ph # 1	B-140A	B-140A	MM-604	3/8Dr Ext 18
208	Mini HksW Alum Hdle 10	35052	1/4Dr ScrBt Skt Ph # 2	B-15	B-15	MM-605	3/8Dr U-Joint
21661	2pc PryBar BmdHdl	35080	1/4Dr Torx Bit Skt T10	B-20A	B-20A	MM-6055	3/8Dr Speeder
23092	2pc Ret Rg Pls Set	35081	1/4Dr Torx Bit Skt T15	B-40A	B-40A	MM-606	3/8Dr Sliding T Hdle
23101	6-1/4 SI Jt Pl	35082	1/4Dr Torx Bit Skt T20	B-52EHA	B-52EHA	MM-607	3/8Dr FldHdl
23103	9-3/4 SI Jt Pl	35083	1/4Dr Torx Bit Skt T25	B-52EHLA	B-52EHLA	MM-608	3/8Dr Encl Hd Rat 8
23107	15-3/4 Gr Jt Pl 9 Pos	35084	1/4Dr Torx Bit Skt T27			MM-609	3/8Dr Encl Hd Rat 10-3/4

MASTER SET CONTENTS

APPENDIX

# Contents: Mega Set Metric WSC-960MM (con't)

Product Code	Description	Product Code	Description	Product Code	Description	Product Code	Description
MM-610	Mm Skt6pt 10mm	P-30	Prickpch 5 StSz 3/8	S-40AA	1/2Dr FHdl 10-7/16	STM-1215	1/2Dr Skt12pt 15mm
MM-611	Mm Skt6pt 11mm	P-4	Pinpch 5 StSz 5/16	S-41AA	1/2Dr FHdl 15-1/2	STM-1216	1/2Dr Skt12pt 16mm
MM-612	Mm Skt6pt 12mm	P-40	Centerpch 5 StSz 3/8	S-52EHA	1/2Dr Encl Hd Rat 10-3/8	STM-1217	1/2Dr Skt12pt 17mm
MM-613	Mm Skt6pt 13mm	P-42	Centerpch 6 StSz 1/2	S-52HLA	1/2Dr Encl Hd Rat 15	STM-1218	1/2Dr Skt12pt 18mm
MM-614	Mm Skt6pt 14mm	P-5	Pinpch 5-1/4 StSz 5/16	S-60D	1/2Dr Stud Remover	STM-1219	1/2Dr Skt12pt 19mm
MWS-27	Hex Key Set 11-Pcs	P-6	Pinpch 5-1/2 StSz 5/16	S-70	1/2Dr Ratchet Spinner	STM-1220	1/2Dr Skt12pt 20mm
MWS-30	RatBxWR Set 5-Pcs	P-8	Pinpch 7 StSz 3/8	SB-30	1/2DrDragLnk Skt 1-1/2	STM-1221	1/2Dr Skt12pt 21mm
MWS-31	OE Wr Set 10-Pc	PL1519C	Superjoint Pls 5	SB-40	1/2DrDragLnk Skt 1-9/16	STM-1222	1/2Dr Skt12pt 22mm
MWS-47	Hex Key Set 7-Pcs	PL-1515	Lck Rg Pls 8	SB-40AA	1/2Dr FHdl 10-13/16 Blk	STM-1223	1/2Dr Skt12pt 23mm
O-471	Adj Pin Spner 3/4 To 2	PL-1600C	Snap Rg Pls & Tips Set	SH-130	1/2Dr Adp 1/2 Fx3/4 M	STM-1224	1/2Dr Skt12pt 24mm
O-472	Adj Pin Spner 1-1/4 To 3	PL-533	Fixed Tip Ret Rg Pl-Ext	SDR-22	SQ Shank Scr Sl 3	STM-1225	1/2Dr Skt12pt 25mm
P-10	Pinpch 7 StSz 1/2	PL-534	Fixed Tip Ret Rg Pl-Ext	SDR-24	SQ Shank Scr Sl 4	STM-1226	1/2Dr Skt12pt 26mm
P-13	Sldpch 4-1/2 StSz 5/16	PLS-6A	General Service Pls Set	SDR-26	SQ Shank Scr Sl 6	STM-1227	1/2Dr Skt12pt 27mm
P-14	Sldpch 4-1/2 StSz 5/16	S-102P	1/2Dr Ext 2	SDR-28	SQ Shank Scr Sl 8	STM-1228	1/2Dr Skt12pt 28mm
P-15	Sldpch 5 StSz 3/8	S-10A	1/2Dr Speeder 13-5/8	SDS-33	SQ Shank Scr Sl 12	STM-1229	1/2Dr Skt12pt 29mm
P-16	Sldpch 5 StSz 3/8	S-110P	1/2Dr Ext 5	SDS-62	SQ Shank Scr Sl Stby	STM-1230	1/2Dr Skt12pt 30mm
P-17	Sldpch 6 StSz 1/2	S-115P	1/2Dr Ext 10	STM-1210	1/2Dr Skt12pt 10mm	STM-1232	1/2Dr Skt12pt 32mm
P-25	LgTprPch 8-1/2 StSz 1/2	S-121P	1/2Dr Ext 20	STM-1211	1/2Dr Skt12pt 11mm	STM-1234	1/2Dr Skt12pt 34mm
P-26	LgTprPch 9 StSz 1/2	S-140A	1/2Dr U-Joint	STM-1212	1/2Dr Skt12pt 12mm	STM-1236	1/2Dr Skt12pt 36mm
P-28	LgTprPch 11 StSz 5/8	S-15A	1/2Dr Speeder 18-1/16	STM-1213	1/2Dr Skt12pt 13mm	WRS-1	Rat Scr
P-3	Pinpch 4-3/4 StSz 5/16	S-20A	1/2Dr Sliding T Hdle	STM-1214	1/2Dr Skt12pt 14mm	WRST1	T Hdle Rat Scdr Stby

# Contents: Maxxum Set WSC-680TB

Refer to Master Sets Section Pages 24 & 25 for Photo and Description

Note: WSC-960 Includes All Tools Only, Without Tool Storage Cabinets

Product Code	Description	Product Code	Description	Product Code	Description	Product Code	Description
1002MFRMH	3/8Dr Cl Trq Wr 100 F-Lb	1208RC	1/4 Rat Comb Wr	123ASC	WRChrSat12pt 1-1/16	1-160-04-3-2	4 SQ SM File w/PIHdl
10111	Hex Key Set Sh 11-Pc	1208MRC	Rev Rat Comb WR 8 mm	123ESC	WRChrSat12pt 1-1/8	1-170-04-3-2	4 3 SQ SM File w/PIHdl
10213	Hex Key Set Lg 13-Pc	1209MRC	Rev Rat Comb WR 9 mm	124OSC	WRChrSat12pt 1-1/4	1-100-08-1-2	8 Hd SM File w/Hdle
1020	OE Wr 1/4x5/16	1210MSC	WRChrSat12pt 10mm	12-610	3/8Dr DplmSkt6pt 5/16	1-100-08-2-2	8 Hd 2ND File w/Hdle
1033C	OE Wr 15/16x1	1211MSC	WRChrSat12pt 11mm	12-612	3/8Dr DplmSkt6pt 3/8	1-160-08-1-2	8 SQ BST File w/Hdle
1037B	OE Wr 1-1/8x1-3/16	1212MSC	WRChrSat12pt 12mm	12-614	3/8Dr DplmSkt6pt 7/16	1-210-04-3-2	4 1/2RD SM File w/PIHdl
1037	OE Wr 1-1/16x1-1/4	1213MSC	WRChrSat12pt 13mm	12-616	3/8Dr DplmSkt6pt 1/2	1-230-04-3-2	4 RD SM File w/PIHdl
10600	DbIHdl FL WR 3/8x7/16	1214MSC	WRChrSat12pt 14mm	12-618	3/8Dr DplmSkt6pt 9/16	1-210-08-1-2	8 1/2RD BST File w/Hdle
10602	DbIHdl FL WR 1/2x9/16	1215MSC	WRChrSat12pt 15mm	12-620	3/8Dr DplmSkt6pt 5/8	1-230-08-1-2	8 RD BST File w/Hdle
10604	DbIHdl FL WR 5/8x11/16	1217MSC	WRChrSat12pt 17mm	12-622	3/8Dr DplmSkt6pt 11/16	20401	20oz FG Crv Claw Hmr
10606	DbIHdl FL WR 3/4x7/8	1218MSC	WRChrSat12pt 18 mm	12-624	3/8Dr DplmSkt6pt 3/4	20544	16oz Bl PN FG Hdle Hmr
10650	FL NUT WR 9x11 mm	1219MSC	WRChrSat12pt 19 mm	12-626	3/8Dr DplmSkt6pt 13/16	20545	24oz Bl PN FG Hdle Hmr
10652	FL NUT WR 10x12 mm	1210SC	WRChrSat12pt 5/16	12-628	3/8Dr DplmSkt6pt 7/8	20651	48oz CrPN FG LgHdl Hmr
10654	FL NUT WR 13x14 mm	1212SC	WRChrSat12pt 3/8	12-630	3/8Dr DplmSkt6pt 15/16	20678	32ozDrilling FG Hdle Hmr
10656	FL NUT WR 15x17 mm	1214SC	WRChrSat12pt 7/16	12-632	3/8Dr DplmSkt6pt 1	21661	2pc PryBar BmdHdl
10658	FL NUT WR 19x21 mm	1216SC	WRChrSat12pt 1/2	13406A	Chr Adj WRes 6	23092	2pc Ret Rg Pls Set
1112A	Min OE WRChrSat 3/16	1218SC	WRChrSat12pt 9/16	13408A	Chr Adj WRes 8	23101	6-1/4 Sl Jt Pl
1113A	Min OE WRChrSat 13/64	1210MRC	Rev Rat Comb WR 10 mm	13410A	Chr Adj WRes 10	23103	9-3/4 Sl Jt Pl
1114A	Min OE WRChrSat 7/32	1211MRC	Rev Rat Comb WR 11 mm	13412A	Chr Adj WRes 12	23201	CrvJaw w/Ctr LckPl 5
1115A	Min OE WRChrSat 15/64	1212MRC	Rev Rat Comb WR 12 mm	13418A	18 Chr Adj Wr Pol Hd	23202	CrvJaw w/Ctr LckPl 7
1116A	Min OE WRChrSat 1/4	1213MRC	Rev Rat Comb WR 13 mm	13518	Cast Iron Pipe WR 8	23203	CrvJaw w/Ctr LckPl 10
1118A	Min OE WRChrSat 9/32	1214MRC	Rev Rat Comb WR 14 mm	13522	Cast Iron Pipe WR 12	23301	CrvJaw wire Ctr LckPl 5
1120A	Min OE WRChrSat 5/16	1215MRC	Rev Rat Comb WR 15 mm	13526	Cast Iron Pipe WR 18	23302	CrvJaw wire Ctr LckPl 7
1122A	Min OE WRChrSat 11/32	1216MRC	Rev Rat Comb WR 16 mm	14-612	1/2Dr DplmSkt6pt 3/8	23305	Str Jaw LckPl 10
1124A	Min OE WRChrSat 3/8	1217MRC	Rev Rat Comb WR 17 mm	14-614	1/2Dr DplmSkt6pt 7/16	23310	Lg Ns wire Ctr LckPls 9
1128A	Min OE WRChrSat 7/16	1218MRC	Rev Rat Comb WR 18 mm	14-616	1/2Dr DplmSkt6pt 1/2	23320	Lck C-CI LckPl 6
1132A	Min OE WRChrSat 1/2	1219MRC	Rev Rat Comb WR 19 mm	14-618	1/2Dr DplmSkt6pt 9/16	23503	FrEnd Strip-Cut/Crimper
1136A	Min OE WRChrSat 9/16	1210RC	Rev Rat Comb WR 5/16	14-620	1/2Dr DplmSkt6pt 5/8	23506	Heavy Duty Stripper/Ctr
1140A	Min OE WRChrSat 5/8	1212RC	Rev Rat Comb WR 3/8	14-622	1/2Dr DplmSkt6pt 11/16	23535	Cg Super Stripper 20-30
11920	FI Hd SQDr 3/8x1/2	1214RC	Rev Rat Comb WR 7/16	14-624	1/2Dr DplmSkt6pt 3/4	23404	5-1/2 Diag Cut BmdHdl
11900	FI Hd Comb WR 3/8	1216RC	Rev Rat Comb WR 1/2	14-626	1/2Dr DplmSkt6pt 13/16	23407	8 Diag Cut BmdHdl
11901	FI Hd Comb WR 7/16	1218RC	Rev Rat Comb WR 9/16	14-628	1/2Dr DplmSkt6pt 7/8	23409	6-1/4 Bent Noss BmdHdl
11902	FI Hd Comb WR 1/2	1221MSC	WRChrSat12pt 21 mm	14-630	1/2Dr DplmSkt6pt 15/16	PL-95C	5-1/2 Lg Ns BmdHdl
11903	FI Hd Comb WR 9/16	1222MSC	WRChrSat12pt 22 mm	14-632	1/2Dr DplmSkt6pt 1	PL-77C	8 Lg Ns BmdHdl
11904	FI Hd Comb WR 5/8	1224MSC	WRChrSat12pt 24 mm	14-634	1/2Dr DplmSkt6pt 1-1/16	222D	Alligator Pl 6
11905	FI Hd Comb WR 11/16	1227MSC	WRChrSat12pt 27 mm	14-636	1/2Dr DplmSkt6pt 1-1/8	223D	Alligator Pl 7 1/2
11906	FI Hd Comb WR 3/4	1220SC	WRChrSat12pt 5/8	14-638	1/2Dr DplmSkt6pt 1-3/16	224D	Alligator Pl 9 1/2
11952	Ofs Comb WR 3/8	1222SC	WRChrSat12pt 11/16	14-640	1/2Dr DplmSkt6pt 1-1/4	24201A	Cab Scr 1/8x4
11953	Ofs Comb WR 7/16	1224SC	WRChrSat12pt 3/4	14-642	1/2Dr DplmSkt6pt 1-5/16	24207A	Cab Scr 3/16x3
11954	Ofs Comb WR 1/2	1226SC	WRChrSat12pt 13/16	14-644	1/2Dr DplmSkt6pt 1-3/8	24211A	Cab Scr 3/16x6
11955	Ofs Comb WR 9/16	1228SC	WRChrSat12pt 7/8	14-646	1/2Dr DplmSkt6pt 1-7/16	24213A	Cab Scr 3/16x10
11956	Ofs Comb WR 5/8	1220RC	Rev Rat Comb WR 5/8	14-648	1/2Dr DplmSkt6pt 1-1/2	24205A	Sl Scr 3/16x4
11957	Ofs Comb WR 11/16	1222RC	Rev Rat Comb WR 11/16	1723	OE Wr 3/8x7/16	24217A	Sl Scr 1/4x1 1/2
11958	Ofs Comb WR 3/4	1224RC	Rev Rat Comb WR 3/4	1725	OE Wr 7/16x1/2	24219A	Sl Scr 1/4x4
11959	Ofs Comb WR 13/16	1230MSC	WRChrSat12pt 30 mm	1727B	OE Wr 1/2x9/16	24237A	Sl Scr 5/16x6
11960	Ofs Comb WR 7/8	1232MSC	WRChrSat12pt 32 mm	1728	OE Wr 9/16x5/8	24241A	Sl Scr 3/8x8
1207MSC	WRChrSat12pt 7mm	1234MSC	WRChrSat12pt 34 mm	1729B	OE Wr 11/16x3/4	24249A	Ph Scr # 1x3
1208MSC	WRChrSat12pt 8mm	1236MSC	WRChrSat12pt 36 mm	1731B	OE Wr 13/16x7/8	24251A	Ph Scr # 2x1 1/2
1209MSC	WRChrSat12pt 9mm	1230SC	WRChrSat12pt 15/16	1-100-04-3-2	4 Hd SM File w/PIHdl	24253A	Ph Scr # 2x4
1206MRC	6mm Rat Comb Wr	1232SC	WRChrSat12pt 1	1-111-04-3-2	4 WRD SM File w/PIHdl	24263A	Tox Scr T10x4

All master set contents are subject to change over time, for updated information contact customer service or visit our website [snapon.com/industrialbrands](http://snapon.com/industrialbrands)



## Contents: Maxxum Set WSC-680TB (con't)

Product Code	Description	Product Code	Description	Product Code	Description	Product Code	Description
24265A	Torx Scr T15x4	40201	4pc MiniPick/Hook BmdHdl	B-1232	Skt12pt 1	JHW-16	Deadblow Hmr 16oz
24267A	Torx Scr T20x4	40221	12 Strap WR	B-20A	3/8Dr Sliding T Hdle	JHW-32	Deadblow Hmr 32oz
24269A	Torx Scr T25x4	40251	4pc Ut Tl Set BmdHdl	B-40A	3/8Dr FHHdl	M-102	1/4Dr Ext 2
24271A	Torx Scr T27x4	42302	Std Seat Creeper	B-52EHA	3/8Dr Encl Hd Rat 8	M-104	1/4Dr Ext 4
24273A	Torx Scr T30x4	43605	Tube Ctr 1-1/8	B-52EHLA	3/8Dr Encl Hd Rat 10-3/4	M-106A	1/4Dr Spinner Hdle
24239A	5/16x8 Rd Sl Bmd Hdle	43618	PI Hose Ctr	B-70	Chr Ratchet Spinner	M-110	1/4Dr Ext 10
24243A	3/8x12 Rd Sl Bmd Hdle	4559-24	Bolt Ctr Cmf Grs 24	BA-4A	Sh HexBtSkt 1/8	M-115	1/4Dr Ext 6
24259A	#3x6 Ph Bmd Hdle	4-102	1/2Dr Imp Ext 3-1/2	BA-5A	Sh HexBtSkt 5/32	M-140A	1/4Dr U-Joint
24401	3/16 Csh Gr Ntdrv	4-105A	1/2Dr Imp Ext 5	BA-6A	Sh HexBtSkt 3/16	M-15A	1/4Dr Speeder
24403	1/4 Csh Gr Ntdrv	4-110A	1/2Dr Imp Ext 10	BA-7A	Sh HexBtSkt 7/32	30008	1/4Dr Sliding T Hdle
24405	5/16 Csh Gr Ntdrv	4-140B	1/2Dr Imp U-Joint	BA-8A	Sh HexBtSkt 1/4	M-42A	1/4Dr FHHdl
24407	11/32 Csh Gr Ntdrv	4-2f	1/2Dr Imp ADpr1/2 Fx3/8	BA-10A	Sh HexBtSkt 5/16	M-52EHA	1/4Dr Encl Hd Ratchet 5
2503MFRMH	1/2Dr Cl Trq Wr 250 F-Lb	4-6	1/2Dr Imp ADpr1/2 Fx3/4	BA-12A	Sh HexBtSkt 3/8	M-605	Skt6pt 5/32
PL-209X	Lmns'S Pl Conf Gr 9-1/2	4-612	1/2Dr Imp Skt6pt 3/8	BA-10A-3P	3/8Dr Ph Skt 3-Pt	M-606	Skt6pt 3/16
28201	Av Snips Left	4-614	1/2Dr Imp Skt6pt 7/16	BA-10A-3S	3/8Dr SISIkt 9/32x045	M-607	Skt6pt 7/32
28203	Av Snips Right	4-616	1/2Dr Imp Skt6pt 1/2	BA-10A-4S	3/8Dr SISIkt 5/16x055	M-608	Skt6pt 1/4
28205	Av Snips Str	4-618	1/2Dr Imp Skt6pt 9/16	BA-12A-4P	3/8Dr Ph Skt 4-Pt	M-609	Skt6pt 9/32
2-02B	3/8Dr Imp Ext 3	4-620	1/2Dr Imp Skt6pt 5/8	BA-5A-1S	3/8Dr SISIkt 3/16x032	M-610	Skt6pt 5/16
2-103A	3/8Dr Imp Ext 3	4-622	1/2Dr Imp Skt6pt 11/16	BA-7A-1P	3/8Dr Ph Skt 1-Pt	M-611	Skt6pt 11/32
2-106A	3/8Dr Imp Ext 6	4-624	1/2Dr Imp Skt6pt 3/4	BA-7A-2P	3/8Dr Ph Skt 2-Pt	M-612	Skt6pt 3/8
2-140B	3/8Dr Imp Uni Joint	4-626	1/2Dr Imp Skt6pt 13/16	BA-7A-2S	3/8Dr SISIkt 7/32x040	M-614	Skt6pt 7/16
2-4A	3/8Dr Imp ADpr3/8Fx1/2M	4-628	1/2Dr Imp Skt6pt 7/8	BD-1208	Dp Skt12pt 1/4	M-616	Skt6pt 1/2
2-608	3/8Dr Imp Skt6pt 1/4	4-630	1/2Dr Imp Skt6pt 15/16	BD-1210	Dp Skt12pt 5/16	M-618	Skt6pt 9/16
2-610	3/8Dr Imp Skt6pt 5/16	4-632	1/2Dr Imp Skt6pt 1	BD-1212	Dp Skt12pt 3/8	MFE-6	1/4Dr Fibile Ext 6
2-612	3/8Dr Imp Skt6pt 3/8	4-634	1/2Dr Imp Skt6pt 1-1/16	BD-1214	Dp Skt12pt 7/16	MM-604	Mm Skt6pt 4mm
2-614	3/8Dr Imp Skt6pt 7/16	4-636	1/2Dr Imp Skt6pt 1-1/8	BD-1216	Dp Skt12pt 1/2	MM-605	Mm Skt6pt 5mm
2-616	3/8Dr Imp Skt6pt 1/2	4-638	1/2Dr Imp Skt6pt 1-3/16	BD-1218	Dp Skt12pt 9/16	MM-605.5	Mm Skt6pt 55mm
2-618	3/8Dr Imp Skt6pt 9/16	4-640	1/2Dr Imp Skt6pt 1-1/4	BD-1220	Dp Skt12pt 5/8	MM-606	Mm Skt6pt 6mm
2-620	3/8Dr Imp Skt6pt 5/8	4-642	1/2Dr Imp Skt6pt 1-5/16	BD-1222	Dp Skt12pt 11/16	MM-607	Mm Skt6pt 7mm
2-622	3/8Dr Imp Skt6pt 11/16	4-644	1/2Dr Imp Skt6pt 1-3/8	BD-1224	Dp Skt12pt 3/4	MM-608	Mm Skt6pt 8mm
2-624	3/8Dr Imp Skt6pt 3/4	4-646	1/2Dr Imp Skt6pt 1-7/16	BD-1226	Dp Skt12pt 13/16	MM-609	Mm Skt6pt 9mm
2-626	3/8Dr Imp Skt6pt 13/16	4-648	1/2Dr Imp Skt6pt 1-1/2	BD-1228	Dp Skt12pt 7/8	MM-610	Mm Skt6pt 10mm
2-628	3/8Dr Imp Skt6pt 7/8	4M-610	1/2Dr Imp Skt6pt 10mm	BD-1230	Dp Skt12pt 15/16	MM-611	Mm Skt6pt 11mm
2-630	3/8Dr Imp Skt6pt 15/16	4M-611	1/2Dr Imp Skt6pt 11mm	BD-1232	Dp Skt12pt 1	MM-612	Mm Skt6pt 12mm
2-632	3/8Dr Imp Skt6pt 1	4M-612	1/2Dr Imp Skt6pt 12mm	BFE-8	3/8Dr Fibile Ext 8	MM-613	Mm Skt6pt 13mm
2M-607	Std Imp Skt6pt 7 mm	4M-613	1/2Dr Imp Skt6pt 13mm	BHMD-30	3/8Dr Hd ImpDrr	MM-614	Mm Skt6pt 14mm
2M-608	Std Imp Skt6pt 8 mm	4M-614	1/2Dr Imp Skt6pt 14mm	BM-1206	6 mm 3/8Dr Std12pt Skt	MWS-27	Hex Key Set 11-Pcs
2M-609	Std Imp Skt6pt 9 mm	4M-615	1/2Dr Imp Skt6pt 15mm	BM-1207	7 mm 3/8Dr Std12pt Skt	MWS-47	Hex Key Set 7-Pcs
2M-610	Std Imp Skt6pt 10 mm	4M-616	1/2Dr Imp Skt6pt 16mm	BM-1208	8 mm 3/8Dr Std12pt Skt	P-10	Pinch 7 StSz 1/2
2M-611	Std Imp Skt6pt 11 mm	4M-617	1/2Dr Imp Skt6pt 17mm	BM-1209	9 mm 3/8Dr Std12pt Skt	P-13	Sldpch 4-1/2 StSz 5/16
2M-612	Std Imp Skt6pt 12 mm	4M-618	1/2Dr Imp Skt6pt 18mm	BM-1210	10 mm 3/8Dr Std12pt Skt	P-14	Sldpch 4-1/2 StSz 5/16
2M-613	Std Imp Skt6pt 13 mm	4M-619	1/2Dr Imp Skt6pt 19mm	BM-1210	10 mm 3/8Dr Std12pt Skt	P-15	Sldpch 5 StSz 3/8
2M-614	Std Imp Skt6pt 14 mm	4M-620	1/2Dr Imp Skt6pt 20mm	BM-1211	11 mm 3/8Dr Std12pt Skt	P-16	Sldpch 5 StSz 3/8
2M-615	Std Imp Skt6pt 15 mm	4M-621	1/2Dr Imp Skt6pt 21mm	BM-1212	12 mm 3/8Dr Std12pt Skt	P-17	Sldpch 6 StSz 1/2
2M-616	Std Imp Skt6pt 16 mm	4M-622	1/2Dr Imp Skt6pt 22mm	BM-1213	13 mm 3/8Dr Std12pt Skt	P-25	LgTprPch 8-1/2 StSz 1/2
2M-617	Std Imp Skt6pt 17 mm	4M-623	1/2Dr Imp Skt6pt 23mm	BM-1214	14 mm 3/8Dr Std12pt Skt	P-26	LgTprPch 9 StSz 1/2
2M-618	Std Imp Skt6pt 18 mm	4M-624	1/2Dr Imp Skt6pt 24mm	BM-1215	15 mm 3/8Dr Std12pt Skt	P-28	LgTprPch 11 StSz 5/8
2M-619	Std Imp Skt6pt 19 mm	4M-625	1/2Dr Imp Skt6pt 25mm	BM-1216	16 mm 3/8Dr Std12pt Skt	P-3	Pinch 4-3/4 StSz 5/16
300-14-F15/16-HP	TiBx Saw Pl14 15TPI	4M-626	1/2Dr Imp Skt6pt 26mm	BM-1217	17 mm 3/8Dr Std12pt Skt	P-30	Prickpch 5 StSz 3/8
30009	1/4 Fx3/8 M Adapter	4M-627	1/2Dr Imp Skt6pt 27mm	BM-1218	18 mm 3/8Dr Std12pt Skt	P-4	Pinch 5 StSz 5/16
31008	3/8 Fx1/4 M Adapter	4M-629	1/2Dr Imp Skt6pt 29mm	BM-1219	19 mm 3/8Dr Std12pt Skt	P-40	Centerpch 5 StSz 3/8
31009	3/8 Fx1/2 M Adapter	4M-630	1/2Dr Imp Skt6pt 30mm	BM-1220	20 mm 3/8Dr Std12pt Skt	P-42	Centerpch 6 StSz 1/2
31301	3/8Dr SpkPl Skt 5/8	4M-632	1/2Dr Imp Skt6pt 32M	BM-1221	21 mm 3/8Dr Std12pt Skt	P-5	Pinch 5-1/4 StSz 5/16
31303	3/8Dr SpkPl Skt 13/16	4M-634	1/2Dr Imp Skt6pt 34mm	BM-1222	22 mm 3/8Dr Std12pt Skt	P-6	Pinch 5-1/2 StSz 5/16
32008	1/2 Fx3/8 M Adapter	4M-636	1/2Dr Imp Skt6pt 36mm	BM-1223	23 mm 3/8Dr Std12pt Skt	P-8	Pinch 7 StSz 3/8
32412	1/2Dr Skt 3/8	50721	3Drw 34 Cart-Rb Red	BM-1224	24 mm 3/8Dr Std12pt Skt	PL-1519C	Superjoint Pls 5
32414	1/2Dr Skt 7/16	7029B	BxWRChrSat12pt 11/16x3/4	BM-1226	26 mm 3/8Dr Std12pt Skt	PL-1515	Lck Rg Pls 8
32416	1/2Dr Skt 1/2	7033C	BxWRChrSat12pt 15/16x1	C-10	Cd Chs 5 StSz 5/16	PL-1600C	Snap Rg Pls & Tips Set
32418	1/2Dr Skt 9/16	7723	BxWRChrSat12pt 3/8x7/16	C-12	Cd Chs 5-1/4 StSz 5/16	PL-533	Fixed Tip Ret Rg Pl-Ext
32420	1/2Dr Skt 5/8	7725B	BxWRChrSat12pt 1/2x9/16	C-16	Cd Chs 6 StSz 3/8	PL-534	Fixed Tip Ret Rg Pl-Ext
32422	1/2Dr Skt 11/16	7727A	BxWRChrSat12pt 5/8x11/16	C-20	Cd Chs 6-1/2 StSz 1/2	PLS-6A	General Service Pls Set
32424	1/2Dr Skt 3/4	7731A	BxWRChrSat12pt 3/4x7/8	C-24	Cd Chs 7 StSz 5/8	S-102P	1/2Dr Ext 2
32426	1/2Dr Skt 13/16	7731B	BxWRChrSat12pt 13/16x7/8	C-28	Cd Chs 7-1/2 StSz 3/8	S-10A	1/2Dr Speeder 13-5/8
32428	1/2Dr Skt 7/8	8223	Adj Joint Pls 8	C-32	Cd Chs 8 StSz 7/8	S-110P	1/2Dr Ext 5
32430	1/2Dr Skt 15/16	8225	Adj Joint Pls 12	C-36	Cd Chs 8 StSz 7/8	S-115P	1/2Dr Ext 10
32432	1/2Dr Skt 1	3906-300-18-10P	Bi Hksw Bl 12 18TPI	C-8	Cd Chs 4-3/4 StSz 1/4	S-121P	1/2Dr Ext 20
32434	1/2Dr Skt 1 1/16	B-101	3/8Dr Ext 1 1/2	CC-404C	C-CI Cpr Scr 4	S-140A	1/2Dr U-Joint
32436	1/2Dr Skt 1 1/8	B-108	3/8Dr Ext 3	CC-406C	C-CI Cpr Scr 6	S-15A	1/2Dr Speeder 18-1/16
32438	1/2Dr Skt 1 3/16	B-110	3/8Dr Ext 6	CW-4	Chain Wr	S-20A	1/2Dr Sliding T Hdle
32440	1/2Dr Skt 1 1/4	B-115	3/8Dr Ext 11	EX-21A	ExtrDrill Sz 1/8	S-40AA	1/2Dr FHHdl 10-7/16
32448	1/2Dr Skt 1 1/2	B-118	3/8Dr Ext 18	EX-21B	ExtrDrill Sz 3/16	S-41AA	1/2Dr FHHdl 15-1/2
325	Prof Hksw Hdle 12	B-140A	3/8Dr U-Joint	EX-22A	ExtrDrill Sz 7/32	S-52EHA	1/2Dr Encl Hd Rat 10-3/8
33008	3/4F1/2MAdapter	B-15	3/8Dr Speeder	EX-24A	ExtrDrill Sz 5/16	S-52EHLA	1/2Dr Encl Hd Rat 15
35182	3/8Dr Torx Bit Skt T25	B-1208	Skt12pt 1/4	EX-25B	ExtrDrill Sz 3/8	S-60D	1/2Dr Stud Remover
35183	3/8Dr Torx Bit Skt T27	B-1210	Skt12pt 5/16	EX-26A	ExtrDrill Sz 15/32	S-70	1/2Dr Ratchet Spinner
35184	3/8Dr Torx Bit Skt T30	B-1212	Skt12pt 3/8	EX-25A	ExtrDrill Sz 9/16	SA-8A	HexBtSkt 1/4
35185	3/8Dr Torx Bit Skt T40	B-1214	Skt12pt 7/16	EX-28	ExtrDrill Sz 21/32	SA-10A	HexBtSkt 5/16
35186	3/8Dr Torx Bit Skt T45	B-1218	Skt12pt 1/2	EX-29	ExtrDrill Sz 13/16	SA-12A	HexBtSkt 3/8
35187	3/8Dr Torx Bit Skt T47	B-1218	Skt12pt 9/16	GS-1	Master Feeler Gauge Set	SA-16A	HexBtSkt 1/2
35188	3/8Dr Torx Bit Skt T50	B-1220	Skt12pt 5/8	GSC-12	GsktScpr-8-3/4x1 1/2	SA-18A	HexBtSkt 9/16
396-LAP	Fldg Saw Bmd 8 7TPI	B-1222	Skt12pt 11/16	HSB-2.6A	Brass Hmr 2-1/2 Lb	SA-20A	HexBtSkt 5/8
40000	1/4x6 GsktScpr BmdHdl	B-1224	Skt12pt 3/4	HSF-155A	Hmr Body 1-1/4 Lb 1-1/2	SA-10A-3S	1/2Dr SIBtSkt
40052	QckBl AutoLtknife5pk 025	B-1226	Skt12pt 13/16	HSF-15N	Hmr Tip Med Hard 1-1/2	SA-12A-4S	1/2Dr SIBtSkt
40058	Fldg Ut Knife	B-1228	Skt12pt 7/8	HSF-15S	Hmr Tip Sofr 1-1/2	SA-10A-3P	1/2Dr Ph Skt 3-Pt
40150	Tel Pick-Up Tl BmdHdl	B-1230	Skt12pt 15/16	HSF-15xH	Hmr Tip Extra Hard1-1/2	SA-12A-4P	1/2Dr Ph Skt 4-Pt

MASTER SET CONTENTS

APPENDIX

# Contents: Maxxum Set WSC-680TB (con't)

Product Code	Description	Product Code	Description	Product Code	Description	Product Code	Description
SB-40AA	1/2Dr FHHd 10-13/16 Blk	ST-1230	1/2Dr Std12ptSkt 15/16	STM-1213	1/2Dr Skt12pt 13mm	STM-1227	1/2Dr Skt12pt 27mm
SH-130	1/2Dr ADp 1/2 Fx3/4 M	ST-1231	1/2Dr Std12ptSkt 31/32	STM-1214	1/2Dr Skt12pt 14mm	STM-1228	1/2Dr Skt12pt 28mm
ST-1212	1/2Dr Std12ptSkt 3/8	ST-1232	1/2Dr Std12ptSkt 1	STM-1215	1/2Dr Skt12pt 15mm	STM-1229	1/2Dr Skt12pt 29mm
ST-1214	1/2Dr Std12ptSkt 7/16	ST-1234	1/2Dr Std12ptSkt 1 1/16	STM-1216	1/2Dr Skt12pt 16mm	STM-1230	1/2Dr Skt12pt 30mm
ST-1216	1/2Dr Std12ptSkt 1/2	ST-1236	1/2Dr Std12ptSkt 1 1/8	STM-1217	1/2Dr Skt12pt 17mm	STM-1232	1/2Dr Skt12pt 32mm
ST-1218	1/2Dr Std12ptSkt 9/16	ST-1238	1/2Dr Std12ptSkt 1 3/16	STM-1218	1/2Dr Skt12pt 18mm	STM-1234	1/2Dr Skt12pt 34mm
ST-1219	1/2Dr Std12ptSkt 19/32	ST-1240	1/2Dr Std12ptSkt 1 1/4	STM-1219	1/2Dr Skt12pt 19mm	STM-1236	1/2Dr Skt12pt 36mm
ST-1220	1/2Dr Std12ptSkt 5/8	ST-1242	1/2Dr Std12ptSkt 1 5/16	STM-1220	1/2Dr Skt12pt 20mm	WRS-1	Rat Scr
ST-1221	1/2Dr Std12ptSkt 21/32	ST-1244	1/2Dr Std12ptSkt 1 3/8	STM-1221	1/2Dr Skt12pt 21mm	WS-45	Hex Key Set 8-Pcs
ST-1222	1/2Dr Std12ptSkt 11/16	ST-1246	1/2Dr Std12ptSkt 1 7/16	STM-1222	1/2Dr Skt12pt 22mm	W55TC10	55° 10 DRAWER TOP CHEST RED
ST-1224	1/2Dr Std12ptSkt 3/4	ST-1248	1/2Dr Std12ptSkt 1 1/2	STM-1223	1/2Dr Skt12pt 23mm	W55RC11	55° 11 DRAWER ROLL CAB RED
ST-1225	1/2Dr Std12ptSkt 25/32	STM-1210	1/2Dr Skt12pt 10mm	STM-1224	1/2Dr Skt12pt 24mm		
ST-1226	1/2Dr Std12ptSkt 13/16	STM-1211	1/2Dr Skt12pt 11mm	STM-1225	1/2Dr Skt12pt 25mm		
ST-1228	1/2Dr Std12ptSkt 7/8	STM-1212	1/2Dr Skt12pt 12mm	STM-1226	1/2Dr Skt12pt 26mm		

# Contents: Maxxum Set Fractional WSC-680SAE

Refer to Master Sets Section Pages 24 & 25 for Photo and Description

Product Code	Description	Product Code	Description	Product Code	Description	Product Code	Description
1002MFRMH	3/8Dr CI Trq Wr 100 F-Lb	1230SC	WRChrSat12pt 15/16	20401	20oz FG Crv Claw Hmr	2-140B	3/8Dr Imp Uni Joint
10111	Hex Key Set Sh 11-Pc	1232SC	WRChrSat12pt 1	20544	16oz BI PN FG Hdle Hmr	2-4A	3/8Dr Imp ADptr3/8Fx1/2M
10213	Hex Key Set Lg 13-Pc	1234SC	WRChrSat12pt 1-1/16	20545	24oz BI PN FG Hdle Hmr	2-608	3/8Dr ImpSkt6pt 5/4
1020	OE Wr 1/4x5/16	1236SC	WRChrSat12pt 1-1/8	20651	48oz CrPN FG LgHdl Hmr	2-610	3/8Dr ImpSkt6pt 1/16
1033C	OE Wr 15/16x1	1240SC	WRChrSat12pt 1-1/4	20678	32ozDrilling FG Hdle Hmr	2-612	3/8Dr ImpSkt6pt 3/8
1037B	OE Wr 1-1/8x1-3/16	12-610	3/8Dr DplmSkt6pt 5/16	21-611	2pc PryBar BmdHdl	2-614	3/8Dr ImpSkt6pt 7/16
1037	OE Wr 1-1/16x1-1/4	12-612	3/8Dr DplmSkt6pt 3/8	23092	2pc Ret Rg Pls Set	2-616	3/8Dr ImpSkt6pt 1/2
10600	DblHd FL WR 3/8x7/16	12-614	3/8Dr DplmSkt6pt 7/16	23101	6-1/4 SI Jt Pl	2-618	3/8Dr ImpSkt6pt 9/16
10602	DblHd FL WR 1/2x9/16	12-616	3/8Dr DplmSkt6pt 9/16	23103	9-3/4 SI Jt Pl	2-620	3/8Dr ImpSkt6pt 5/8
10604	DblHd FL WR 5/8x11/16	12-618	3/8Dr DplmSkt6pt 1/2	23201	CrvJaw w/Ctr LckPl 5	2-622	3/8Dr ImpSkt6pt 11/16
10606	DblHd FL WR 3/4x7/8	12-620	3/8Dr DplmSkt6pt 5/8	23202	CrvJaw w/Ctr LckPl 7	2-624	3/8Dr ImpSkt6pt 3/4
1112A	Min OE WRChrSat 3/16	12-622	3/8Dr DplmSkt6pt 11/16	23203	CrvJaw w/Ctr LckPl 10	2-626	3/8Dr ImpSkt6pt 13/16
1113A	Min OE WRChrSat 13/64	12-624	3/8Dr DplmSkt6pt 3/4	23301	CrvJaw wire Ctr LckPl 5	2-628	3/8Dr ImpSkt6pt 7/8
1114A	Min OE WRChrSat 7/32	12-626	3/8Dr DplmSkt6pt 13/16	23302	CrvJaw wire Ctr LckPl 7	2-630	3/8Dr ImpSkt6pt 15/16
1115A	Min OE WRChrSat 15/64	12-628	3/8Dr DplmSkt6pt 7/8	23305	Str Jaw LckPl 10	2-632	3/8Dr ImpSkt6pt 1
1116A	Min OE WRChrSat 1/4	12-630	3/8Dr DplmSkt6pt 15/16	23310	Lg Ns wire Ctr LckPls 9	300-14-F15/16-HP	TlBx Saw P114 15TPI
1118A	Min OE WRChrSat 9/32	12-632	3/8Dr DplmSkt6pt 1	23320	Lck C-Cl LckPl 6	30009	1/4 Fx3/8 M Adapter
1120A	Min OE WRChrSat 5/16	13406A	Chr Adj WRes 6	23503	FrEnd Strip-Cut/Crimper	31008	3/8 Fx1/4 M Adapter
1122A	Min OE WRChrSat 11/32	13408A	Chr Adj WRes 8	23506	Heavy Duty Stripper/Ctr	31009	3/8 Fx1/2 M Adapter
1124A	Min OE WRChrSat 3/8	13410A	Chr Adj WRes 10	23535	Cg Super Stripper 20-30	31301	3/8Dr SpkPl Skt 5/8
1128A	Min OE WRChrSat 7/16	13412A	Chr Adj WRes 12	23404	8 Diag Cut BmdHdl	31303	3/8Dr SpkPl Skt 13/16
1132A	Min OE WRChrSat 1/2	13418A	18 Chr Adj Wr Pol Hd	23407	8 Diag Cut BmdHdl	32008	1/2 Fx3/8 M Adapter
1136A	Min OE WRChrSat 9/16	13518	Cast Iron Pipe WR 8	23409	6-1/4 Bent Nose BmdHdl	32412	1/2Dr Skt 3/8
1140A	Min OE WRChrSat 5/8	13522	Cast Iron Pipe WR 12	PL-95C	5-1/2 Lg Ns BmdHdl	32414	1/2Dr Skt 7/16
11900	FI Hd Comb WR 3/8	13526	Cast Iron Pipe WR 18	PL-77C	8 Lg Ns BmdHdl	32416	1/2Dr Skt 1/2
11901	FI Hd Comb WR 7/16	14-612	1/2Dr DplmSkt6pt 3/8	222D	Alligator Pl 6	32418	1/2Dr Skt 9/16
11902	FI Hd Comb WR 1/2	14-614	1/2Dr DplmSkt6pt 7/16	223D	Alligator Pl 7 1/2	32420	1/2Dr Skt 5/8
11903	FI Hd Comb WR 9/16	14-616	1/2Dr DplmSkt6pt 1/2	224D	Alligator Pl 9 1/2	32422	1/2Dr Skt 11/16
11904	FI Hd Comb WR 5/8	14-618	1/2Dr DplmSkt6pt 9/16	24201A	Cab Scr 1/8x4	32424	1/2Dr Skt 3/4
11905	FI Hd Comb WR 11/16	14-620	1/2Dr DplmSkt6pt 5/8	24207A	Cab Scr 3/16x3	32426	1/2Dr Skt 13/16
11906	FI Hd Comb WR 3/4	14-622	1/2Dr DplmSkt6pt 11/16	24211A	Cab Scr 3/16x6	32428	1/2Dr Skt 7/8
11952	Ofs Comb WR 3/8	14-624	1/2Dr DplmSkt6pt 3/4	24213A	Cab Scr 3/16x10	32430	1/2Dr Skt 15/16
11953	Ofs Comb WR 7/16	14-626	1/2Dr DplmSkt6pt 13/16	24205A	SI Scr 3/16x4	32432	1/2Dr Skt 1
11954	Ofs Comb WR 1/2	14-628	1/2Dr DplmSkt6pt 7/8	24217A	SI Scr 1/4x1 1/2	32434	1/2Dr Skt 1 1/16
11955	Ofs Comb WR 9/16	14-630	1/2Dr DplmSkt6pt 15/16	24219A	SI Scr 1/4x4	32436	1/2Dr Skt 1 1/8
11956	Ofs Comb WR 5/8	14-632	1/2Dr DplmSkt6pt 1	24237A	SI Scr 5/16x6	32438	1/2Dr Skt 1 3/16
11957	Ofs Comb WR 11/16	14-634	1/2Dr DplmSkt6pt 1-1/16	24241A	SI Scr 3/8x8	32440	1/2Dr Skt 1 1/4
11958	Ofs Comb WR 3/4	14-636	1/2Dr DplmSkt6pt 1-1/8	24249A	Ph Scr # 1x3	32448	1/2Dr Skt 1 1/2
11959	Ofs Comb WR 13/16	14-638	1/2Dr DplmSkt6pt 1-3/16	24251A	Ph Scr # 2x1 1/2	325	Prof Hksw Hdle 12
11960	Ofs Comb WR 7/8	14-640	1/2Dr DplmSkt6pt 1-1/4	24253A	Ph Scr # 2x4	33008	3/4F1/2MAdapter
11920	FI Hd SQDr 3/8x1/2	14-642	1/2Dr DplmSkt6pt 1-5/16	24263A	Torx Scr T10x4	35182	3/8Dr Torx Bit Skt T25
1206MRC	6mm Rat Comb Wr	14-644	1/2Dr DplmSkt6pt 1-3/8	24265A	Torx Scr T15x4	35183	3/8Dr Torx Bit Skt T27
1208RC	1/4 Rat Comb Wr	14-646	1/2Dr DplmSkt6pt 1-7/16	24267A	Torx Scr T20x4	35184	3/8Dr Torx Bit Skt T30
1210SC	WRChrSat12pt 5/16	14-648	1/2Dr DplmSkt6pt 1-1/2	24269A	Torx Scr T25x4	35185	3/8Dr Torx Bit Skt T40
1212SC	WRChrSat12pt 3/8	1723	OE Wr 3/8x7/16	24271A	Torx Scr T27x4	35186	3/8Dr Torx Bit Skt T45
1214SC	WRChrSat12pt 7/16	1725	OE Wr 7/16x1/2	24273A	Torx Scr T30x4	35187	3/8Dr Torx Bit Skt T47
1216SC	WRChrSat12pt 1/2	1725B	OE Wr 1/2x9/16	24239A	5/16x8 Rd SI Bmd Hdle	35188	3/8Dr Torx Bit Skt T50
1218SC	WRChrSat12pt 9/16	1727	OE Wr 9/16x5/8	24243A	3/8x12 Rd SI Bmd Hdle	396-LAP	Fldg Saw Bmd 8 7TPI
1210RC	Rev Rat Comb WR 5/16	1729B	OE Wr 11/16x3/4	24259A	#3x6 Ph Bmd Hdle	40000	1/4x6 GsktScpr BmdHdl
1212RC	Rev Rat Comb WR 3/8	1731B	OE Wr 13/16x7/8	24401	3/16 Csh Gr Ntdrv	40052	QckBl AutoUtKnife5pk 025
1214RC	Rev Rat Comb WR 7/16	1-100-04-3-2	4 Hd SM File w/PIHdl	24403	1/4 Csh Gr Ntdrv	40058	Fldg Ut Knife
1216RC	Rev Rat Comb WR 1/2	1-111-04-3-2	4 WRD SM File w/PIHdl	24405	5/16 Csh Gr Ntdrv	40150	Tel Pick-Up TI BmdHdl
1218RC	Rev Rat Comb WR 9/16	1-160-04-3-2	4 SQ SM File w/PIHdl	24407	11/32 Csh Gr Ntdrv	40201	4pc MiniPick/Hook BmdHdl
1220SC	WRChrSat12pt 5/8	1-170-04-3-2	4 SQ SM File w/PIHdl	2503MFRMH	1/2Dr CI Trq Wr 250 F-Lb	40221	12 Strag WR
1222SC	WRChrSat12pt 11/16	1-100-08-1-2	8 Hd BST File w/Hdle	PL-209X	Lmns S Pl Conf Gr 9-1/2	40251	4pc Ut TI Sat BmdHdl
1224SC	WRChrSat12pt 3/4	1-100-08-2-2	8 Hd 2ND File w/Hdle	28201	Av Snips Left	42302	Std Seat Cresser
1226SC	WRChrSat12pt 13/16	1-160-08-1-2	8 SQ BST File w/Hdle	28203	Av Snips Right	43605	Tube Ctr 1-1/8
1228SC	WRChrSat12pt 7/8	1-210-04-3-2	4 1/2RD SM File w/PIHdl	28205	Av Snips Str	43618	PI Hose Ctr
1220RC	Rev Rat Comb WR 5/8	1-230-04-3-2	4 RD SM File w/PIHdl	2-02B	3/8Dr Imp Ext 3	4559-24	Bolt Ctr Cmt Grs 24
1222RC	Rev Rat Comb WR 11/16	1-210-08-1-2	8 1/2RD BST File w/Hdle	2-103A	3/8Dr Imp Ext 3	4-102	1/2Dr Imp Ext 3-1/2
1224RC	Rev Rat Comb WR 3/4	1-230-08-1-2	8 RD BST File w/Hdle	2-106A	3/8Dr Imp Ext 6	4-105A	1/2Dr Imp Ext 5

All master set contents are subject to change over time, for updated information contact customer service or visit our website [snapon.com/industrialbrands](http://snapon.com/industrialbrands)

## Contents: Maxxum Set Fractional WSC-680SAE (con't)

Product Code	Description	Product Code	Description	Product Code	Description	Product Code	Description
4-110A	1/2Dr Imp Ext 10	BA-5A	Sh HexBtSkt 5/32	M-102	1/4Dr Ext 2	S-60D	1/2Dr Stud Remover
4-140B	1/2Dr Imp U-Joint	BA-6A	Sh HexBtSkt 3/16	M-104	1/4Dr Ext 4	S-70	1/2Dr Ratchet Spinner
4-2A	1/2Dr Imp ADpr1/2 Fx3/8	BA-7A	Sh HexBtSkt 7/32	M-106A	1/4Dr Spinner Hdle	SA-8A	HexBtSkt 1/4
40639	1/2Dr Imp ADpr1/2 Fx3/4	BA-8A	Sh HexBtSkt 1/4	M-110	1/4Dr Ext 10	SA-10A	HexBtSkt 5/16
4-612	1/2Dr Imp Skt6pt 3/8	BA-10A	Sh HexBtSkt 5/16	M-115	1/4Dr Ext 6	SA-12A	HexBtSkt 3/8
4-614	1/2Dr Imp Skt6pt 7/16	BA-12A	Sh HexBtSkt 3/8	M-140A	1/4Dr U-Joint	SA-16A	HexBtSkt 1/2
4-616	1/2Dr Imp Skt6pt 1/2	BA-10A-3P	3/8Dr Ph Skt 3-Pt	M-15A	1/4Dr Speeder	SA-18A	HexBtSkt 9/16
4-618	1/2Dr Imp Skt6pt 9/16	BA-10A-3S	3/8Dr SltSkt 9/32x045	M-20A	1/4Dr Sliding T Hdle	SA-20A	HexBtSkt 5/8
4-620	1/2Dr Imp Skt6pt 5/8	BA-10A-4S	3/8Dr SltSkt 5/16x055	M-42A	1/4Dr FlHdl	SA-10A-3S	1/2Dr SltBtSkt
4-622	1/2Dr Imp Skt6pt 11/16	BA-12A-4P	3/8Dr Ph Skt 4-Pt	M-52EHA	1/4Dr Encl Hd Ratchet 5	SA-12A-4S	1/2Dr SltBtSkt
4-624	1/2Dr Imp Skt6pt 3/4	BA-5A-1S	3/8Dr SltSkt 3/16x032	M-605	Skt6pt 5/32	SA-10A-3P	1/2Dr Ph Slt 3-Pt
4-626	1/2Dr Imp Skt6pt 13/16	BA-7A-1P	3/8Dr Ph Skt 1-Pt	M-606	Skt6pt 3/16	SA-12A-4P	1/2Dr Ph Slt 4-Pt
4-628	1/2Dr Imp Skt6pt 7/8	BA-7A-2P	3/8Dr Ph Skt 2-Pt	M-607	Skt6pt 7/32	SB-40AA	1/2Dr FlHdl 10-13/16 Blk
4-630	1/2Dr Imp Skt6pt 15/16	BA-7A-2S	3/8Dr SltSkt 7/32x040	M-608	Skt6pt 1/4	SH-130	1/2Dr ADp 1/2 Fx3/4 M
4-632	1/2Dr Imp Skt6pt 1	BD-1208	Dp Skt12pt 1/4	M-609	Skt6pt 9/32	ST-1212	1/2Dr Std12ptSkt 3/8
4-634	1/2Dr Imp Skt6pt 1-1/16	BD-1210	Dp Skt12pt 5/16	M-610	Skt6pt 5/16	ST-1214	1/2Dr Std12ptSkt 7/16
4-636	1/2Dr Imp Skt6pt 1-1/8	BD-1212	Dp Skt12pt 3/8	M-611	Skt6pt 11/32	ST-1216	1/2Dr Std12ptSkt 9/16
4-638	1/2Dr Imp Skt6pt 1-3/16	BD-1214	Dp Skt12pt 7/16	M-612	Skt6pt 3/8	ST-1218	1/2Dr Std12ptSkt 9/16
4-640	1/2Dr Imp Skt6pt 1-1/4	BD-1216	Dp Skt12pt 1/2	M-614	Skt6pt 7/16	ST-1219	1/2Dr Std12ptSkt 19/32
4-642	1/2Dr Imp Skt6pt 1-5/16	BD-1218	Dp Skt12pt 9/16	M-616	Skt6pt 1/2	ST-1220	1/2Dr Std12ptSkt 5/8
4-644	1/2Dr Imp Skt6pt 1-3/8	BD-1220	Dp Skt12pt 5/8	M-618	Skt6pt 9/16	ST-1221	1/2Dr Std12ptSkt 21/32
4-646	1/2Dr Imp Skt6pt 1-7/16	BD-1222	Dp Skt12pt 11/16	MFE-6	1/4Dr Filble Ext 6	ST-1222	1/2Dr Std12ptSkt 11/16
4-648	1/2Dr Imp Skt6pt 1-1/2	BD-1224	Dp Skt12pt 3/4	MWS-7	Hex Key Set 11-Pcs	ST-1224	1/2Dr Std12ptSkt 3/4
7029B	BxWRChrSat12pt 11/16x3/4	BD-1226	Dp Skt12pt 13/16	MWS-47	Hex Key Set 7-Pcs	ST-1225	1/2Dr Std12ptSkt 25/32
7033C	BxWRChrSat12pt 15/16x1	BD-1228	Dp Skt12pt 7/8	P-10	Pinch 7 Sfsz 1/2	ST-1226	1/2Dr Std12ptSkt 13/16
7723	BxWRChrSat12pt 3/8x7/16	BD-1230	Dp Skt12pt 15/16	P-13	Sldpch 4-1/2 Sfsz 5/16	ST-1228	1/2Dr Std12ptSkt 7/8
7725B	BxWRChrSat12pt 1/2x9/16	BD-1232	Dp Skt12pt 1	P-14	Sldpch 4-1/2 Sfsz 5/16	ST-1230	1/2Dr Std12ptSkt 15/16
7727A	BxWRChrSat12pt 5/8x11/16	BFE-8	3/8Dr Filble Ext 8	P-15	Sldpch 5 Sfsz 3/8	ST-1231	1/2Dr Std12ptSkt 31/32
7731A	BxWRChrSat12pt 3/4x7/8	BHMD-30	3/8Dr Hd ImpDrr	P-16	Sldpch 5 Sfsz 3/8	ST-1232	1/2Dr Std12ptSkt 1
7731B	BxWRChrSat12pt 13/16x7/8	C-10	Cd Chs 5 Sfsz 5/16	P-17	Sldpch 6 Sfsz 1/2	ST-1234	1/2Dr Std12ptSkt 1 1/16
8223	Adj Joint Pls 8	C-12	Cd Chs 5-1/4 Sfsz 5/16	P-25	LgtPrPch 8-1/2 Sfsz 1/2	ST-1236	1/2Dr Std12ptSkt 1 1/8
8225	Adj Joint Pls 12	C-16	Cd Chs 6 Sfsz 3/8	P-26	LgtPrPch 9 Sfsz 1/2	ST-1238	1/2Dr Std12ptSkt 1 3/16
3906-300-18-10P	Bi Hksw Bl 12 18TPI	C-20	Cd Chs 6-1/2 Sfsz 1/2	P-28	LgtPrPch 11 Sfsz 5/8	ST-1240	1/2Dr Std12ptSkt 1 1/4
B-101	3/8Dr Ext 1 1/2	C-24	Cd Chs 7 Sfsz 5/8	P-3	Pinch 4-3/4 Sfsz 5/16	ST-1242	1/2Dr Std12ptSkt 1 5/16
B-108	3/8Dr Ext 3	C-28	Cd Chs 7-1/2 Sfsz 3/8	P-30	Prickpch 5 Sfsz 3/8	ST-1244	1/2Dr Std12ptSkt 1 3/8
B-110	3/8Dr Ext 6	C-32	Cd Chs 8 Sfsz 7/8	P-4	Pinch 5 Sfsz 5/16	ST-1246	1/2Dr Std12ptSkt 1 7/16
B-115	3/8Dr Ext 11	C-36	Cd Chs 8 Sfsz 7/8	P-40	Centerpch 5 Sfsz 3/8	ST-1248	1/2Dr Std12ptSkt 1 1/2
B-118	3/8Dr Ext 18	C-8	Cd Chs 4-3/4 Sfsz 1/4	P-42	Centerpch 6 Sfsz 1/2	WRS-1	Rat Scrr
B-140A	3/8Dr U-Joint	CC-404C	C-CI Cpr Scr 4	P-5	Pinch 5-1/4 Sfsz 5/16	WS-45	Hex Key Set 8-Pcs
B-15	3/8Dr Speeder	CC-406C	C-CI Cpr Scr 6	P-6	Pinch 5-1/2 Sfsz 5/16		
B-1208	Skt12pt 1/4	CW-4	Chain Wr	P-8	Pinch 7 Sfsz 3/8		
B-1210	Skt12pt 5/16	Ex-21A	ExtrDrill Sz 1/8	PL-1519C	Superjoint Pls 5		
B-1212	Skt12pt 3/8	Ex-21B	ExtrDrill Sz 3/16	PL-1515	Lck Rg Pls 8		
B-1214	Skt12pt 7/16	Ex-22A	ExtrDrill Sz 7/32	PL-1600C	Snap Rg Pls & Tips Set		
B-1216	Skt12pt 1/2	Ex-24A	ExtrDrill Sz 5/16	PL-533	Fixed Tip Ret Rg Pl-Ext		
B-1218	Skt12pt 9/16	Ex-25B	ExtrDrill Sz 3/8	PL-534	Fixed Tip Ret Rg Pl-Ext		
B-1220	Skt12pt 5/8	Ex-25A	ExtrDrill Sz 15/32	PLS-6A	General Service Pls Set		
B-1222	Skt12pt 11/16	Ex-26A	ExtrDrill Sz 9/16	S-102P	1/2Dr Ext 2		
B-1224	Skt12pt 3/4	Ex-28	ExtrDrill Sz 21/32	S-10A	1/2Dr Speeder 13-5/8		
B-1226	Skt12pt 13/16	Ex-29	ExtrDrill Sz 13/16	S-110P	1/2Dr Ext 5		
B-1228	Skt12pt 7/8	GS-1	Master Feeler Gauge Set	S-115P	1/2Dr Ext 10		
B-1230	Skt12pt 15/16	GSC-12	GsktScpr-8-3/4x1 1/2	S-121P	1/2Dr Ext 20		
B-1232	Skt12pt 1	HSB-25	Brass Hmr 2-1/2 Lb	S-140A	1/2Dr U-Joint		
B-20A	3/8Dr Sliding T Hdle	HSF-152A	Hmr Body 1-1/4 Lb 1-1/2	S-15A	1/2Dr Speeder 18-1/16		
B-40A	3/8Dr FlHdl	HSF-15N	Hmr Tip Med Hard 1-1/2	S-20A	1/2Dr Sliding T Hdle		
B-52EHA	3/8Dr Encl Hd Rat 8	HSF-15S	Hmr Tip Soft 1-1/2	S-40AA	1/2Dr FlHdl 10-7/16		
B-52EHLA	3/8Dr Encl Hd Rat 10-3/4	HSF-15xH	Hmr Tip Extra Hard1-1/2	S-41AA	1/2Dr FlHdl 15-1/2		
B-70	Chr Ratchet Spinner	JHW-16	Deadblow Hmr 16oz	S-52EH	1/2Dr Encl Hd Rat 10-3/8		
BA-4A	Sh HexBtSkt 1/8	JHW-32	Deadblow Hmr 32oz	S-52EHL	1/2Dr Encl Hd Rat 15		

# Contents: Maxxum Set Metric WSC-680MM

Refer to Master Sets Section Pages 24 & 25 for Photo and Description

Product Code	Description	Product Code	Description	Product Code	Description	Product Code	Description
1002MFRMH	3/8Dr Cl Trq Wr 100 F-Lb	24211A	Cab Scr 3/16x6	4M-617	1/2Dr ImSk6pt 17mm	M-42A	1/4Dr FIHdl
10111	Hex Key Sat Sh 11-Pc	24213A	Cab Scr 3/16x10	4M-618	1/2Dr ImSk6pt 18mm	M-52EHA	1/4Dr Encl Hd Ratchet 5
10213	Hex Key Sat Lg 13-Pc	24205A	SI Scr 3/16x4	4M-619	1/2Dr ImSk6pt 19mm	MFE-6	1/4Dr Filble Ext 6
10650	FL NUT WR 9x11 mm	24217A	SI Scr 1/4x1 1/2	4M-620	1/2Dr ImSk6pt 20mm	MM-604	Mm Sk6pt 4mm
10652	FL NUT WR 10x12 mm	24219A	SI Scr 1/4x4	4M-621	1/2Dr ImSk6pt 21mm	MM-605	Mm Sk6pt 5mm
10654	FL NUT WR 13x14 mm	24237A	SI Scr 5/16x6	4M-622	1/2Dr ImSk6pt 22mm	MM-605.5	Mm Sk6pt 5.5mm
10656	FL NUT WR 15x17 mm	24241A	SI Scr 3/8x8	4M-623	1/2Dr ImSk6pt 23mm	MM-606	Mm Sk6pt 6mm
10658	FL NUT WR 19x21 mm	24249A	Ph Scr # 1x3	4M-624	1/2Dr ImSk6pt 24mm	MM-607	Mm Sk6pt 7mm
1207MSC	WRChrSat12pt 7mm	24251A	Ph Scr # 2x1 1/2	4M-625	1/2Dr ImSk6pt 25mm	MM-608	Mm Sk6pt 8mm
1208MSC	WRChrSat12pt 8mm	24253A	Ph Scr # 2x4	4M-626	1/2Dr ImSk6pt 26mm	MM-609	Mm Sk6pt 9mm
1209MSC	WRChrSat12pt 9mm	24263A	Tonx Scr T10x4	4M-627	1/2Dr ImSk6pt 27mm	MM-610	Mm Sk6pt 10mm
1206MRC	6mm Rat Comb Wr	24265A	Tonx Scr T15x4	4M-629	1/2Dr ImSk6pt 29mm	MM-611	Mm Sk6pt 11mm
1208RC	1/4 Rat Comb Wr	24267A	Tonx Scr T20x4	4M-630	1/2Dr ImSk6pt 30mm	MM-612	Mm Sk6pt 12mm
1208MRC	Rev Rat Comb WR 8 mm	24269A	Tonx Scr T25x4	4M-632	1/2Dr ImSk6pt 32M	MM-613	Mm Sk6pt 13mm
1209MRC	Rev Rat Comb WR 9 mm	24271A	Tonx Scr T27x4	4M-634	1/2Dr ImSk6pt 34mm	MM-614	Mm Sk6pt 14mm
1210MSC	WRChrSat12pt 10mm	24273A	Tonx Scr T30x4	4M-636	1/2Dr ImSk6pt 36mm	MWS-27	Hex Key Set 11-Pcs
1211MSC	WRChrSat12pt 11mm	24239A	5/16x8 Rd SI Bmd Hdle	8223	Adj Joint Pls 8	MWS-47	Hex Key Set 7-Pcs
1212MSC	WRChrSat12pt 12mm	24243A	3/8x12 Rd SI Bmd Hdle	8225	Adj Joint Pls 12	P-10	Pinch 7 StSz 1/2
1213MSC	WRChrSat12pt 13mm	24259A	#3x6 Ph Bmd Hdle	3906-300-18-10P	Bl Hksw Bl 12 18TPI	P-13	Slidpch 4-1/2 StSz 5/16
1214MSC	WRChrSat12pt 14mm	24401	3/16 Csh Gr Ntdrv	B-101	3/8Dr Ext 1 1/2	P-14	Slidpch 4-1/2 StSz 3/16
1215MSC	WRChrSat12pt 15mm	24403	1/4 Csh Gr Ntdrv	B-108	3/8Dr Ext 3	P-15	Slidpch 5 StSz 3/8
1217MSC	WRChrSat12pt 17mm	24405	5/16 Csh Gr Ntdrv	B-110	3/8Dr Ext 6	P-16	Slidpch 5 StSz 3/8
1218MSC	WRChrSat12pt 18mm	24407	11/32 Csh Gr Ntdrv	B-115	3/8Dr Ext 11	P-17	Slidpch 6 StSz 1/2
1219MSC	WRChrSat12pt 19mm	2503MFRMH	1/2Dr Cl Trq Wr 250 F-Lb	B-118	3/8Dr Ext 18	P-25	LgTprPch 8-1/2 StSz 1/2
1210MRC	Rev Rat Comb WR 10 mm	PL-209X	Lnms S Pl Comf Gr 9 -1/2	B-140A	3/8Dr U-Joint	P-26	LgTprPch 9 StSz 1/2
1211MRC	Rev Rat Comb WR 11 mm	28201	Av Snips Left	B-15	3/8Dr Speeder	P-28	LgTprPch 11 StSz 5/8
1212MRC	Rev Rat Comb WR 12 mm	28203	Av Snips Right	B-20A	3/8Dr Sliding T Hdle	P-3	Pinch 4-3/4 StSz 5/16
1213MRC	Rev Rat Comb WR 13 mm	28205	Av Snips Str	B-40A	3/8Dr FIHdl	P-30	Prickpch 5 StSz 3/8
1214MRC	Rev Rat Comb WR 14 mm	2-02B	3/8Dr Imp Ext 3	B-52EHA	3/8Dr Encl Hd Rat 8	P-4	Pinch 5 StSz 5/16
1215MRC	Rev Rat Comb WR 15 mm	2-103A	3/8Dr Imp Ext 3	B-52EHLA	3/8Dr Encl Hd Rat 10-3/4	P-40	Centerpch 5 StSz 3/8
1216MRC	Rev Rat Comb WR 16 mm	2-106A	3/8Dr Imp Ext 6	B-70	Chr Ratchet Spinner	P-42	Centerpch 6 StSz 1/2
1217MRC	Rev Rat Comb WR 17 mm	2-140B	3/8Dr Imp Uni Joint	BFE-8	3/8Dr Filble Ext 8	P-5	Pinch 5-1/4 StSz 5/16
1218MRC	Rev Rat Comb WR 18 mm	2-4A	3/8Dr Imp ADptr3/8Fx1/2M	BHMD-30	3/8Dr Hd ImpDrr	P-6	Pinch 5-1/2 StSz 3/16
1219MRC	Rev Rat Comb WR 19 mm	2M-607	Std ImSk6pt 7 mm	BM-1206	6 mm 3/8Dr Std12pt Skt	P-8	Pinch 7 StSz 3/8
1221MSC	WRChrSat12pt 21 mm	2M-608	Std ImSk6pt 8 mm	BM-1207	7 mm 3/8Dr Std12pt Skt	PL-1519C	Superjoint Pls 5
1222MSC	WRChrSat12pt 22 mm	2M-609	Std ImSk6pt 9 mm	BM-1208	8 mm 3/8Dr Std12pt Skt	PL-1515	Lock Rg Pls 8
1224MSC	WRChrSat12pt 24 mm	2M-610	Std ImSk6pt 10 mm	BM-1209	9 mm 3/8Dr Std12pt Skt	PL-1600C	Snap Rg Pls & Tips Set
1227MSC	WRChrSat12pt 27 mm	2M-611	Std ImSk6pt 11 mm	BM-1210	10 mm 3/8Dr Std12pt Skt	PL-533	Fixed Tip Ret Rg Pl-Ext
1230MSC	WRChrSat12pt 30 mm	2M-612	Std ImSk6pt 12 mm	BM-1210	10 mm 3/8Dr Std12pt Skt	PL-534	Fixed Tip Ret Rg Pl-Ext
1232MSC	WRChrSat12pt 32 mm	2M-613	Std ImSk6pt 13 mm	BM-1211	11 mm 3/8Dr Std12pt Skt	PLS-6A	General Service Pls Set
1234MSC	WRChrSat12pt 34 mm	2M-614	Std ImSk6pt 14 mm	BM-1212	12 mm 3/8Dr Std12pt Skt	S-102P	1/2Dr Ext 2
1236MSC	WRChrSat12pt 36 mm	2M-615	Std ImSk6pt 15 mm	BM-1213	13 mm 3/8Dr Std12pt Skt	S-10A	1/2Dr Speeder 13-5/8
1-100-04-3-2	4 Hd SM File w/PIHdl	2M-616	Std ImSk6pt 16 mm	BM-1214	14 mm 3/8Dr Std12pt Skt	S-110P	1/2Dr Ext 5
1-111-04-3-2	4 WRD SM File w/PIHdl	2M-617	Std ImSk6pt 17 mm	BM-1215	15 mm 3/8Dr Std12pt Skt	S-115P	1/2Dr Ext 10
1-160-04-3-2	4 SQ SM File w/PIHdl	2M-618	Std ImSk6pt 18 mm	BM-1216	16 mm 3/8Dr Std12pt Skt	S-121P	1/2Dr Ext 20
1-170-04-3-2	4 SQ SM File w/PIHdl	2M-619	Std ImSk6pt 19 mm	BM-1217	17 mm 3/8Dr Std12pt Skt	S-140A	1/2Dr U-Joint
1-210-04-3-2	4 1/2RD SM File w/PIHdl	300-14-F15/16-HP	TIBx Saw P114 15TPI	BM-1218	18 mm 3/8Dr Std12pt Skt	S-15A	1/2Dr Speeder 18-1/16
1-230-04-3-2	4 RD SM File w/PIHdl	30009	1/4 Fx3/8 M Adapter	BM-1219	19 mm 3/8Dr Std12pt Skt	S-20A	1/2Dr Sliding Hdl
1-100-08-1-2	8 Hd BST File w/Hdle	31008	3/8 Fx1/4 M Adapter	BM-1220	20 mm 3/8Dr Std12pt Skt	S-40AA	1/2Dr FIHdl 10-7/16
1-100-08-2-2	8 Hd 2ND File w/Hdle	31009	3/8 Fx1/2 M Adapter	BM-1221	21 mm 3/8Dr Std12pt Skt	S-41AA	1/2Dr FIHdl 15-1/2
1-160-08-1-2	8 SQ BST File w/Hdle	325	Prof Hksw Hdle 12	BM-1222	22 mm 3/8Dr Std12pt Skt	S-52EHA	1/2Dr Encl Hd Rat 10-3/8
1-210-08-1-2	8 1/2RD BST File w/Hdle	35182	3/8Dr Torx Bit Skt T25	BM-1223	23 mm 3/8Dr Std12pt Skt	S-52EHLA	1/2Dr Encl Hd Rat 15
1-230-08-1-2	8 RD BST File w/Hdle	35183	3/8Dr Torx Bit Skt T27	BM-1224	24 mm 3/8Dr Std12pt Skt	S-60D	1/2Dr Std Remover
20401	20oz FG Crv Claw Hmr	35184	3/8Dr Torx Bit Skt T30	BM-1226	26 mm 3/8Dr Std12pt Skt	S-70	1/2Dr Ratchet Spinner
20544	16oz BI PN FG Hdle Hmr	35185	3/8Dr Torx Bit Skt T40	C-10	Cd Chs 5 StSz 5/16	SB-40AA	1/2Dr FIHdl 10-13/16 Blk
20545	24oz BI PN FG Hdle Hmr	35186	3/8Dr Torx Bit Skt T45	C-12	Cd Chs 5-1/4 StSz 5/16	SH-30	1/2Dr ADp 1/2 Fx3/4 M
20651	48oz CrPN FG LgHdl Hmr	35187	3/8Dr Torx Bit Skt T47	C-16	Cd Chs 6 StSz 3/8	STM-1210	1/2Dr Skt12pt 10mm
20678	32ozDrilling FG Hdle Hmr	35188	3/8Dr Torx Bit Skt T50	C-20	Cd Chs 6-1/2 StSz 1/2	STM-1211	1/2Dr Skt12pt 11mm
21661	2pc PryBar BmdHdl	396-LAP	Fldg Saw Bmd 8 7TPI	C-24	Cd Chs 7 StSz 5/8	STM-1212	1/2Dr Skt12pt 12mm
23092	2pc Ret Rg Pls Set	40000	1/4x6 GsktScpr BmdHdl	C-28	Cd Chs 7-1/2 StSz 3/8	STM-1213	1/2Dr Skt12pt 13mm
23101	6-1/4 SI Jt Pl	40052	QckBl AutoUthKnfrSpk 025	C-32	Cd Chs 8 StSz 7/8	STM-1214	1/2Dr Skt12pt 14mm
23103	9-3/4 SI Jt Pl	40058	Fldg Ut Knife	C-36	Cd Chs 8 StSz 7/8	STM-1215	1/2Dr Skt12pt 15mm
23201	CrVJaw w/Ctr LckPl 5	40150	Tel Pick-Up Tl BmdHdl	C-8	Cd Chs 4-3/4 StSz 1/4	STM-1216	1/2Dr Skt12pt 16mm
23202	CrVJaw w/Ctr LckPl 7	40201	4pc MiniPick/Hook BmdHdl	CC-404C	C-Cl Cpr Scr 4	STM-1217	1/2Dr Skt12pt 17mm
23203	CrVJaw w/Ctr LckPl 10	40221	12 Strap WR	CC-406C	C-Cl Cpr Scr 6	STM-1218	1/2Dr Skt12pt 18mm
23301	CrVJaw wire Ctr LckPl 5	40251	4pc Ut Tl Set BmdHdl	CW-4	Chain Wr	STM-1219	1/2Dr Skt12pt 19mm
23302	CrVJaw wire Ctr LckPl 7	42302	Std Seat Creeper	GS-1	Master Feeler Gauge Set	STM-1220	1/2Dr Skt12pt 20mm
23305	Str Jaw LckPl 10	43605	Tube Ctr 1-1/8	GS-12	GsktScpr-3-3/4x1 1/2	STM-1221	1/2Dr Skt12pt 21mm
23310	Lg Ns wire Ctr LckPls 9	43618	PI Hose Ctr	HSB-2.6A	Brass Hmr 2-1/2 Lb	STM-1222	1/2Dr Skt12pt 22mm
23320	Lok C-Cl LckPl 6	4559-24	Bolt Ctr Cmf Grs 24	HSF-151A	Hmr Body 1-1/4 Lb 1-1/2	STM-1223	1/2Dr Skt12pt 23mm
23503	FrEnd Strip-Cut/Crimper	4-102	1/2Dr Imp Ext 3-1/2	HSF-15N	Hmr Tip Med Hard 1-1/2	STM-1224	1/2Dr Skt12pt 24mm
23506	Heavy Duty Stripper/Ctr	4-105A	1/2Dr Imp Ext 5	HSF-15S	Hmr Tip Soft 1-1/2	STM-1225	1/2Dr Skt12pt 25mm
23535	Cg Super Stripper 20-30	4-110A	1/2Dr Imp Ext 10	HSF-15xH	Hmr Tip Extra Hard 1-1/2	STM-1226	1/2Dr Skt12pt 26mm
23404	5-1/2 Diag Cut BmdHdl	4-140B	1/2Dr Imp U-Joint	JHW-16	Deadblow Hmr 16oz	STM-1227	1/2Dr Skt12pt 27mm
23407	8 Diag Cut BmdHdl	4-2F	1/2Dr Imp ADp1/2 Fx3/8	JHW-32	Deadblow Hmr 32oz	STM-1228	1/2Dr Skt12pt 28mm
23409	6-1/4 Bent Nose BmdHdl	4-6	1/2Dr Imp ADp1/2 Fx3/4	M-102	1/4Dr Ext 2	STM-1229	1/2Dr Skt12pt 29mm
PL-95C	5-1/2 Lg Ns BmdHdl	4M-610	1/2Dr ImSk6pt 10mm	M-104	1/4Dr Ext 4	STM-1230	1/2Dr Skt12pt 30mm
PL-77C	8 Lg Ns BmdHdl	4M-611	1/2Dr ImSk6pt 11mm	M-106A	1/4Dr Spinner Hdle	STM-1232	1/2Dr Skt12pt 32mm
222D	Alligator Pl 6	4M-612	1/2Dr ImSk6pt 12mm	M-110	1/4Dr Ext 10	STM-1234	1/2Dr Skt12pt 34mm
223D	Alligator Pl 7 1/2	4M-613	1/2Dr ImSk6pt 13mm	M-115	1/4Dr Ext 6	STM-1236	1/2Dr Skt12pt 36mm
224D	Alligator Pl 9 1/2	4M-614	1/2Dr ImSk6pt 14mm	M-140A	1/4Dr U-Joint	WRS-1	Rat Scrr
24201A	Cab Scr 1/8x4	4M-615	1/2Dr ImSk6pt 15mm	M-15A	1/4Dr Speeder		
24207A	Cab Scr 3/16x3	4M-616	1/2Dr ImSk6pt 16mm	30008	1/4Dr Sliding T Hdle		

All master set contents are subject to change over time, for updated information contact customer service or visit our website [snapon.com/industrialbrands](http://snapon.com/industrialbrands)



**Contents: Monster Set WSMSC-595TB**

Refer to Master Sets Section Pages 26 & 27 for Photo and Description

Note: WSMSC-595 Includes All Tools Only, Without Tool Storage Cabinets

Product Code	Description	Product Code	Description	Product Code	Description	Product Code	Description
208	Mini Hksw Alum Hdle 10	11228	Hi Pol-Combo Wr 12 Pt 7/8"	24459	Nutdrs, MM-11	32412	1/2" Dr Dp Skt 12-Pt 3/8"
1723	Op End Wrench 3/8 X 7/16"	11230	Hi Pol-Combo Wr 12 Pt 15/16"	24460	Nutdrs, MM-12	32414	1/2" Dr Dp Skt 12-Pt 7/16"
1727	Op End Wrench 9/16 X 5/8"	11232	Hi Pol-Combo Wr 12 Pt 1"	24461	Nutdrs, MM-13	32416	1/2" Dr Dp Skt 12-Pt 1/2"
10213	Hex Key Set Lg 13-pc	11312	Stubby Combo Wr 3/8"	24462	Nutdrs, MM-14	32418	1/2" Dr Dp Skt 12-Pt 9/16"
10509	Hex Key Set Short MM 9 Pcs	11314	Stubby Combo Wr 7/16"	28201	Aviation Snips Left Cut	32420	1/2" Dr Dp Skt 12-Pt 5/8"
10700	3/8 DR CRFT WR 3/8 OE	11316	Stubby Combo Wr 1/2"	28203	Aviation Snips Right Cut	32422	1/2" Dr Dp Skt 12-Pt 11/16"
10701	3/8 DR CRFT WR 7/16 OE	11318	Stubby Combo Wr 9/16"	28205	Aviation Snips Straight Cut	32424	1/2" Dr Dp Skt 12-Pt 3/4"
10702	3/8 DR CRFT WR 1/2 OE	11320	Stubby Combo Wr 5/8"	30206	1/4" Dr Std Skt 12-Pt 3/16"	32426	1/2" Dr Dp Skt 12-Pt 13/16"
10703	3/8 DR CRFT WR 9/16 OE	11322	Stubby Combo Wr 11/16"	30207	1/4" Dr Std Skt 12-Pt 7/32"	32428	1/2" Dr Dp Skt 12-Pt 7/8"
10704	3/8 DR CRFT WR 5/8 OE	11324	Stubby Combo Wr 3/4"	30208	1/4" Dr Std Skt 12-Pt 1/4"	32430	1/2" Dr Dp Skt 12-Pt 15/16"
10705	3/8 DR CRFT WR 11/16 OE	11606	Hi Pol-Combo Wr 12 Pt 6MM	30209	1/4" Dr Std Skt 12-Pt 9/32"	32432	1/2" Dr Dp Skt 12-Pt 1"
10706	3/8 DR CRFT WR 3/4 OE	11607	Hi Pol-Combo Wr 12 Pt 7MM	30210	1/4" Dr Std Skt 12-Pt 5/16"	32434	1/2" Dr Dp Skt 12-Pt 1-1/16"
10707	3/8 DR CRFT WR 13/16 OE	11608	Hi Pol-Combo Wr 12 Pt 8MM	30211	1/4" Dr Std Skt 12-Pt 11/32"	32436	1/2" Dr Dp Skt 12-Pt 1-1/8"
10708	3/8 DR CRFT WR 7/8 OE	11609	Hi Pol-Combo Wr 12 Pt 9MM	30212	1/4" Dr Std Skt 12-Pt 3/8"	32438	1/2" Dr Dp Skt 12-Pt 1-3/16"
10709	3/8 DR CRFT WR 15/16 OE	11610	Hi Pol-Combo Wr 12 Pt 10MM	30214	1/4" Dr Std Skt 12-Pt 7/16"	32440	1/2" Dr Dp Skt 12-Pt 1-1/4"
10710	3/8 DR CRFT WR 1 OE	11611	Hi Pol-Combo Wr 12 Pt 11MM	30216	1/4" Dr Std Skt 12-Pt 1/2"	32448	1/2" Dr Dp Skt 12-Pt 1-1/2"
10711	3/8 DR CRFT WR 1-1/16 OE	11612	Hi Pol-Combo Wr 12 Pt 12MM	30218	1/4" Dr Std Skt 12-Pt 9/16"	32610	1/2" Dr Dp Skt 12-Pt 10MM
10712	3/8 DR CRFT WR 1-1/8 OE	11613	Hi Pol-Combo Wr 12 Pt 13MM	30406	1/4" Dr Dp Skt 12-Pt 3/16"	32611	1/2" Dr Dp Skt 12-Pt 11MM
10713	3/8 DR CRFT WR 1-3/16 OE	11614	Hi Pol-Combo Wr 12 Pt 14MM	30407	1/4" Dr Dp Skt 12-Pt 7/32"	32612	1/2" Dr Dp Skt 12-Pt 12MM
10714	3/8 DR CRFT WR 1-1/4 OE	11615	Hi Pol-Combo Wr 12 Pt 15MM	30408	1/4" Dr Dp Skt 12-Pt 1/4"	32613	1/2" Dr Dp Skt 12-Pt 13MM
10715	3/8 DR CRFT WR 1-5/16 OE	11616	Hi Pol-Combo Wr 12 Pt 16MM	30409	1/4" Dr Dp Skt 12-Pt 9/32"	32614	1/2" Dr Dp Skt 12-Pt 14MM
10716	3/8 DR CRFT WR 1-3/8 OE	11617	Hi Pol-Combo Wr 12 Pt 17MM	30410	1/4" Dr Dp Skt 12-Pt 5/16"	32615	1/2" Dr Dp Skt 12-Pt 15MM
10717	3/8 DR CRFT WR 1-7/16 OE	11618	Hi Pol-Combo Wr 12 Pt 18MM	30411	1/4" Dr Dp Skt 12-Pt 11/32"	32616	1/2" Dr Dp Skt 12-Pt 16MM
10718	3/8 DR CRFT WR 1-1/2 OE	11619	Hi Pol-Combo Wr 12 Pt 19MM	30412	1/4" Dr Dp Skt 12-Pt 3/8"	32617	1/2" Dr Dp Skt 12-Pt 17MM
10719	3/8 DR CRFT WR 1-9/16 OE	11710	Stubby Combo Wr 10MM	30414	1/4" Dr Dp Skt 12-Pt 7/16"	32618	1/2" Dr Dp Skt 12-Pt 18MM
10720	3/8 DR CRFT WR 1-5/8 OE	11712	Stubby Combo Wr 12MM	30416	1/4" Dr Dp Skt 12-Pt 1/2"	32619	1/2" Dr Dp Skt 12-Pt 19MM
10721	3/8 DR CRFT WR 1-11/16 OE	11713	Stubby Combo Wr 13MM	30418	1/4" Dr Dp Skt 12-Pt 9/16"	32619	1/2" Dr Dp Skt 12-Pt 19MM
10722	3/8 DR CRFT WR 1-3/4 OE	11714	Stubby Combo Wr 14MM	30504	1/4" Dr Std Skt 6-Pt 4MM	32619	1/2" Dr Dp Skt 12-Pt 19MM
10723	3/8 DR CRFT WR 1-13/16 OE	11715	Stubby Combo Wr 15MM	30505	1/4" Dr Std Skt 6-Pt 5MM	32619	1/2" Dr Dp Skt 12-Pt 19MM
10724	3/8 DR CRFT WR 1-7/8 OE	11717	Stubby Combo Wr 17MM	30506	1/4" Dr Std Skt 6-Pt 6MM	32619	1/2" Dr Dp Skt 12-Pt 19MM
10725	3/8 DR CRFT WR 1-15/16 OE	11718	Stubby Combo Wr 18MM	30507	1/4" Dr Std Skt 6-Pt 7MM	32619	1/2" Dr Dp Skt 12-Pt 19MM
10726	3/8 DR CRFT WR 2 OE	13213	Bl End Hex Key Lg 13-pc	30508	1/4" Dr Std Skt 6-Pt 8MM	32619	1/2" Dr Dp Skt 12-Pt 19MM
10759	3/8 DR CRFT WR 9MM OE	13609	Bl End Hex KeyLgMet13-pc	30509	1/4" Dr Std Skt 6-Pt 9MM	32619	1/2" Dr Dp Skt 12-Pt 19MM
10760	3/8 DR CRFT WR 10MM OE	20542	8 Oz BP Fbrlgs Handle Hammer	30510	1/4" Dr Std Skt 6-Pt 10MM	32619	1/2" Dr Dp Skt 12-Pt 19MM
10761	3/8 DR CRFT WR 11MM OE	20544	16oz Bl PN FG Hdle Hmr	30511	1/4" Dr Std Skt 6-Pt 11MM	32619	1/2" Dr Dp Skt 12-Pt 19MM
10762	3/8 DR CRFT WR 12MM OE	23092	2 Pcs Retaining Ring Pliers Set	30512	1/4" Dr Std Skt 6-Pt 12MM	32619	1/2" Dr Dp Skt 12-Pt 19MM
10763	3/8 DR CRFT WR 13MM OE	23101	6-1/4 Sl Jt Pl	30513	1/4" Dr Std Skt 6-Pt 13MM	32619	1/2" Dr Dp Skt 12-Pt 19MM
10764	3/8 DR CRFT WR 14MM OE	23102	8" Slip Joint Plier	30514	1/4" Dr Std Skt 6-Pt 14MM	32620	1/2" Dr Dp Skt 12-Pt 20MM
10765	3/8 DR CRFT WR 15MM OE	23105	9-3/4" Groove-Joint Plier	30599	1/4" Dr Std Skt 6-Pt 5.5MM	32621	1/2" Dr Dp Skt 12-Pt 21MM
10766	3/8 DR CRFT WR 16MM OE	23301	CrJaw wire Ctr LckPl 5	30704	1/4" Dr Dp Skt 6-Pt 4MM	32622	1/2" Dr Dp Skt 12-Pt 22MM
10767	3/8 DR CRFT WR 17MM OE	23302	CrJaw wire Ctr LckPl 7	30705	1/4" Dr Dp Skt 6-Pt 5MM	32623	1/2" Dr Dp Skt 12-Pt 23MM
10768	3/8 DR CRFT WR 18MM OE	23305	St Jaw LckPl 10	30706	1/4" Dr Dp Skt 6-Pt 6MM	32624	1/2" Dr Dp Skt 12-Pt 24MM
10769	3/8 DR CRFT WR 19MM OE	23309	Long Locking Pliers /w Cutter 6"	30707	1/4" Dr Dp Skt 6-Pt 7MM	32628	1/2" Dr Dp Skt 12-Pt 24MM
10770	3/8 DR CRFT WR 20MM OE	23310	Lg Ns wire Ctr LckPls 9	30708	1/4" Dr Dp Skt 6-Pt 8MM	35100	3/8" Dr Hex Bit Skt 1/8"
10771	3/8 DR CRFT WR 21MM OE	23403	8" Linesman Plier	30709	1/4" Dr Dp Skt 6-Pt 9MM	35101	3/8" Dr Hex Bit Skt 9/64"
10772	3/8 DR CRFT WR 22MM OE	23407	7" Hyv Duty Diagonal Cutting	30710	1/4" Dr Dp Skt 6-Pt 10MM	35102	3/8" Dr Hex Bit Skt 3/32"
10773	3/8 DR CRFT WR 23MM OE	23411	8" Long Nose	30711	1/4" Dr Dp Skt 6-Pt 11MM	35103	3/8" Dr Hex Bit Skt 3/16"
10774	3/8 DR CRFT WR 24MM OE	24102	Offset Slotted Screwdr - 1/4	30712	1/4" Dr Dp Skt 6-Pt 12MM	35104	3/8" Dr Hex Bit Skt 3/32"
10810	1/2 DR CRFT WR 15/16 OE	24104	8" Offset Phillips # 1 X # 2	30713	1/4" Dr Dp Skt 6-Pt 13MM	35105	3/8" Dr Hex Bit Skt 1/4"
10811	1/2 DR CRFT WR 1 OE	24203A	Screwdr 3/16X1-1/2" Round Slotted	30714	1/4" Dr Dp Skt 6-Pt 14MM	35106	3/8" Dr Hex Bit Skt 5/16"
10812	1/2 DR CRFT WR 1-1/16 OE	24205A	Screwdr 3/16X4" Round Slotted	30755	1/4" Dr Dp Skt 6-Pt 5.5MM	35107	3/8" Dr Hex Bit Skt 3/8"
10813	1/2 DR CRFT WR 1-1/8 OE	24217A	Screwdr 1/4X1-1/2" Round Slotted	31208	3/8" Dr Std Skt 12-Pt 1/4"	35140	3/8" Dr Slotted Skt 1/4"
10814	1/2 DR CRFT WR 1-3/16 OE	24219A	Screwdr 1/4X4" Round Slotted	31210	3/8" Dr Std Skt 12-Pt 5/16"	35141	3/8" Dr Slotted Skt 3/16"
10815	1/2 DR CRFT WR 1-1/4 OE	24237A	Screwdr 5/16X6" Round Slotted	31212	3/8" Dr Std Skt 12-Pt 3/8"	35142	3/8" Dr Slotted Skt 9/16"
10816	1/2 DR CRFT WR 1-5/16 OE	24241A	Screwdr 3/8X8" Round Slotted	31214	3/8" Dr Std Skt 12-Pt 7/16"	35143	3/8" Dr Slotted Skt 3/16"
10817	1/2 DR CRFT WR 1-3/8 OE	24247A	Screwdr #1 X 1-1/2 Phillips®	31216	3/8" Dr Std Skt 12-Pt 1/2"	35150	3/8" Dr Phillips® Skt #1"
10818	1/2 DR CRFT WR 1-7/16 OE	24249A	Screwdr #1 X 3 Phillips®	31218	3/8" Dr Std Skt 12-Pt 9/16"	35151	3/8" Dr Phillips® Skt #2"
10819	1/2 DR CRFT WR 1-1/2 OE	24251A	Screwdr #2 X 1-1/2 Phillips®	31220	3/8" Dr Std Skt 12-Pt 5/8"	35152	3/8" Dr Phillips® Skt #3"
10820	1/2 DR CRFT WR 1-9/16 OE	24253A	Screwdr #2 X 4 Phillips®	31222	3/8" Dr Std Skt 12-Pt 11/16"	35170	3/8 Dr Hex Bit Skt 4MM
10821	1/2 DR CRFT WR 1-5/8 OE	24257A	Screwdr #2 X 8 Phillips®	31224	3/8" Dr Std Skt 12-Pt 3/4"	35171	3/8 Dr Hex Bit Skt 5MM
10822	1/2 DR CRFT WR 1-11/16 OE	24259A	Screwdr #3 X 6 Phillips®	31226	3/8" Dr Std Skt 12-Pt 13/16"	35172	3/8 Dr Hex Bit Skt 6MM
10823	1/2 DR CRFT WR 1-3/4 OE	24263A	Screwdr Torx® #T10 X 4	31228	3/8" Dr Std Skt 12-Pt 7/8"	35173	3/8 Dr Hex Bit Skt 7MM
10824	1/2 DR CRFT WR 1-13/16 OE	24265A	Screwdr Torx® #T15 X 4	31230	3/8" Dr Std Skt 12-Pt 15/16"	35174	3/8 Dr Hex Bit Skt 8MM
10825	1/2 DR CRFT WR 1-7/8 OE	24267A	Screwdr Torx® #T20 X 4	31232	3/8" Dr Std Skt 12-Pt 1"	35175	3/8 Dr Hex Bit Skt 9MM
10826	1/2 DR CRFT WR 1-15/16 OE	24269A	Screwdr Torx® #T25 X 4	31301	3/8" Dr Spark Plug Skt 5/8"	35176	3/8 Dr Hex Bit Skt 10MM
10827	1/2 DR CRFT WR 2 OE	24271A	Screwdr Torx® #T27 X 4	31303	3/8" Dr Spark Plug Skt 13/16"	35182	3/8" Dr Torx Bit Skt T25
10828	1/2 DR CRFT WR 2-1/16 OE	24273A	Screwdr Torx® #T30 X 4	31606	3/8" Dr Std Skt 12-Pt 6MM	35183	3/8" Dr Torx Bit Skt T27
10829	1/2 DR CRFT WR 2-1/8 OE	24401	Nutdr 3/16 X 3" Cushion Grip	31607	3/8" Dr Std Skt 12-Pt 7MM	35184	3/8" Dr Torx Bit Skt T30
10830	1/2 DR CRFT WR 2-3/16 OE	24403	Nutdr 1/4 X 3" Cushion Grip	31608	3/8" Dr Std Skt 12-Pt 8MM	35185	3/8" Dr Torx Bit Skt 140
10831	1/2 DR CRFT WR 2-1/4 OE	24405	Nutdr 5/16 X 3" Cushion Grip	31609	3/8" Dr Std Skt 12-Pt 9MM	35186	3/8" Dr Torx Bit Skt 145
10832	1/2 DR CRFT WR 2-5/16 OE	24407	Nutdr 11/32 X 3" Cushion Grip	31610	3/8" Dr Std Skt 12-Pt 10MM	35187	3/8" Dr Torx Bit Skt T47
10833	1/2 DR CRFT WR 2-3/8 OE	24409	Nutdr 3/8 X 3" Cushion Grip	31611	3/8" Dr Std Skt 12-Pt 11MM	35188	3/8" Dr Torx Bit Skt T50
10834	1/2 DR CRFT WR 2-7/16 OE	24411	Nutdr 7/16 X 3" Cushion Grip	31612	3/8" Dr Std Skt 12-Pt 12MM	36108	3/8" Dr Std Imp Skt 6-Pt 1/4"
10835	1/2 DR CRFT WR 2-1/2 OE	24413	Nutdr 1/2 X 3" Cushion Grip	31613	3/8" Dr Std Skt 12-Pt 13MM	36110	3/8" Dr Std Imp Skt 6-Pt 5/16"
11212	Hi Pol-Combo Wr 12 Pt 3/8"	24451	Nutdrs, MM-4	31614	3/8" Dr Std Skt 12-Pt 14MM	36112	3/8" Dr Std Imp Skt 6-Pt 3/8"
11214	Hi Pol-Combo Wr 12 Pt 7/16"	24452	Nutdrs, MM-5	31615	3/8" Dr Std Skt 12-Pt 15MM	36114	3/8" Dr Std Imp Skt 6-Pt 1/2"
11216	Hi Pol-Combo Wr 12 Pt 1/2"	24453	Nutdrs, MM-6	31616	3/8" Dr Std Skt 12-Pt 16MM	36116	3/8" Dr Std Imp Skt 6-Pt 3/4"
11218	Hi Pol-Combo Wr 12 Pt 9/16"	24454	Nutdrs, MM-7	31617	3/8" Dr Std Skt 12-Pt 17MM	36118	3/8" Dr Std Imp Skt 6-Pt 9/16"
11220	Hi Pol-Combo Wr 12 Pt 5/8"	24455	Nutdrs, MM-8	31618	3/8" Dr Std Skt 12-Pt 18MM	36120	3/8" Dr Std Imp Skt 6-Pt 5/8"
11222	Hi Pol-Combo Wr 12 Pt 11/16"	24456	Nutdrs, MM-9	31619	3/8" Dr Std Skt 12-Pt 19MM	36122	3/8" Dr Std Imp Skt 6-Pt 11/16"
11224	Hi Pol-Combo Wr 12 Pt 3/4"	24457	Nutdrs, MM-10	31925	3/8" Dr Std Sck Set 12-Pt 13 Pcs	36124	3/8" Dr Std Imp Skt 6-Pt 3/4"
11226	Hi Pol-Combo Wr 12 Pt 13/16"	24458	Nutdrs, MM-10	31943	3/8" Dr Std Sck Set 12-Pt 14 Pcs	36308	3/8" Dr Imp Skt 6-Pt 1/4"

MASTER SET CONTENTS

APPENDIX

All master set contents are subject to change over time, for updated information contact customer service or visit our website [snapon.com/industrialbrands](http://snapon.com/industrialbrands)

## Contents: Monster Set WSMSC-595TB (con't)

Product Code	Description	Product Code	Description	Product Code	Description	Product Code	Description
36310	3/8" Dr Dp Imp Skt 6-Pt 5/16"	37518	1/2" Dr Std Imp Skt 6-Pt 18M	13406A	Chr Adj WRes 6	PC-17	17-Pcs Punch & Chisel Set
36312	3/8" Dr Dp Imp Skt 6-Pt 3/8"	37519	1/2" Dr Std Imp Skt 6-Pt 19M	13408A	Chr Adj WRes 8	PL-167	End Cutting Nippers 7-1/2"
36314	3/8" Dr Dp Imp Skt 6-Pt 1/2"	37710	1/2" Dr Dp Imp Skt 6-Pt 10MM	13410A	Chr Adj WRes 10	SB-59/S15-1	Bit Magazine 15 Pcs
36316	3/8" Dr Dp Imp Skt 6-Pt 9/16"	37711	1/2" Dr Dp Imp Skt 6-Pt 11MM	13412A	Chr Adj WRes 12	SB-59/S15-3	Bit Magazine 15 Pcs
36318	3/8" Dr Dp Imp Skt 6-Pt 12MM	37712	1/2" Dr Dp Imp Skt 6-Pt 12MM	1725B	Op End Wrench 1/2 X 9/16"	W55TC10	55" 10 DRAWER TOP CHEST RED
36320	3/8" Dr Dp Imp Skt 6-Pt 5/8"	37713	1/2" Dr Dp Imp Skt 6-Pt 13MM	1729B	Op End Wrench 11/16 X 3/4"	W55RC11	55" 11 DRAWER ROLL CAB RED
36322	3/8" Dr Dp Imp Skt 6-Pt 11/16"	37714	1/2" Dr Dp Imp Skt 6-Pt 14MM	1731B	Op End Wrench 13/16 X 7/8"		
36324	3/8" Dr Dp Imp Skt 6-Pt 3/4"	37715	1/2" Dr Dp Imp Skt 6-Pt 15MM	225-S	Hacksaw Frame		
37510	1/2" Dr Std Imp Skt 6-Pt 10M	37716	1/2" Dr Dp Imp Skt 6-Pt 16MM	BE-8577	Screwdr Bit Holder - 1/4" Hex		
37511	1/2" Dr Std Imp Skt 6-Pt 11M	37717	1/2" Dr Dp Imp Skt 6-Pt 17MM	C-718	RIBr 5/8 StSs 18		
37512	1/2" Dr Std Imp Skt 6-Pt 12M	37718	1/2" Dr Dp Imp Skt 6-Pt 18MM	C-80	Pinch Bar 5/8" Flat 14"		
37513	1/2" Dr Std Imp Skt 6-Pt 13M	37719	1/2" Dr Dp Imp Skt 6-Pt 19MM	C-807	Pry Bars - Screwdr Type		
37514	1/2" Dr Std Imp Skt 6-Pt 14M	40052	QckBl Ut Knives5pk 025	C-812	Pry Bars - Screwdr Type		
37515	1/2" Dr Std Imp Skt 6-Pt 15M	50607	79 Pcs 3/8" Dr Deluxe Tool Set	HFS-85ET	8 Pcs Soft Face Hammer Set		
37516	1/2" Dr Std Imp Skt 6-Pt 16M	50668	23Pc 1/2"Dr. Sae Sct Set	MTB-316-M-E	Tape Measure 5/8 X 12		
37517	1/2" Dr Std Imp Skt 6-Pt 17M	50672	27 Pc 1/4 Dr 12 Pt Compact Set	MWS-26	Op End Wr Set 6-Pcs		

## Contents: Master Maintenance Service Set WSC-352TB

Refer to Master Sets Section Page 28 for Photo and Description

Note: WSC-352 Includes All Tools Only, Without Tool Storage Cabinets

Product Code	Description	Product Code	Description	Product Code	Description	Product Code	Description
1020	OE WR 1/4x5/16	14-630	1/2Dr DplmSkt6pt15/16	4-636	1/2Dr ImSkt6pt 1-1/8	BD-1224	3/8Dr Dp Skt12pt 3/4
1027B	OE WR 5/8x11/16	14-632	1/2Dr DplmSkt6pt 1	471	Adj Hk Spr 3/4 To 2	BD-1226	3/8Dr Dp Skt12pt13/16
1033A	OE WR 7/8x15/16	14-634	1/2Dr DplmSkt6pt 1-1/16	472	Adj Hk Spr 1-1/4 To 3	BD-1228	3/8Dr Dp Skt12pt 7/8
1033C	OE WR 15/16x1	14-636	1/2Dr DplmSkt6pt 1-1/8	474	Adj Hk Spr 2 To 4-3/4	BD-1230	3/8Dr Dp Skt12pt 5/8
1037	OE WR 1-1/16x1-1/4	1723	OE WR 5/16x3/8	474A	Adj Hk Spr 4-1/2 To 6-1/4	BD-1232	3/8Dr Dp Skt12pt 1
1037B	OE WR 1-1/8x1-3/16	1725B	OE WR 1/2x9/16	482	Adj Face Spr 2	BD-808	3/8Dr Skt 8-Pt 1/4
1038	OE WR 1-1/4x1-5/16	1731	OE WR 3/4x13/16	483	Adj Face Spr 3	BD-810	3/8Dr Skt 8-Pt 5/16
1-100-04-3-2	4 Hd SM File w/PIHdl	20546	Bl PN Hmr 2 Lb	484	Adj Face Spr 4	BD-812	3/8Dr Skt 8-Pt 3/8
1-111-04-3-2	4 WRD SM File w/PIHdl	20651	CrPN Hmr 3 Lb	625	Scraper	BD-814	3/8Dr Skt 8-Pt 7/16
1-160-04-3-2	4 SQ SM File w/PIHdl	23303	Curv Lock Pls W/Ctr10	6-4A	3/4Dr Im ADpr 3/4 F 1	BD-816	3/8Dr Skt 8-Pt 1/2
1-170-04-3-2	4 SQ SM File w/PIHdl	23303	Crv Lock Pls 10	7029B	BxWR 12pt 11/16x3/4	BFE-8	3/8Dr Filble Ext 8
1-210-04-3-2	4 1/2RD SM File w/PIHdl	23310	Lg Lock Pls W/Ctr 9	7033C	BxWR 12pt 15/16x1	BU-1212	3/8Dr U-Skt12pt 3
1-230-04-3-2	4 RD SM File w/PIHdl	23320	Cl Lock Pls Reg Tip 6	7038	BxWR 12pt1-1/8x1-3/16	BU-1214	3/8Dr U-Skt12pt 7
11312	Midget Comb WR 12pt 3/8	23321	Cl Lock Pls Reg Tip 11	7039B	BxWR 12pt1-1/4x1-5/16	BU-1216	3/8Dr U-Skt12pt 1
11314	Midget Comb WR12pt 7/16	23403	SideCut SlitJt 7-1/2	7223	BxWR 12pt 3/8x7/16	BU-1218	3/8Dr U-Skt12pt 9
11316	Midget Comb WR12pt 1/2	23503	Wire Stripper / Crlmer	7225B	BxWR 12pt 1/2x9/16	BU-1220	3/8Dr U-Skt12pt 5
11318	Midget Comb WR 12pt 9/16	24401	3/16x3 Ntdrv Csh Gr	7272A	BxWR 12pt 5/8x11/16	BU-1222	3/8Dr U-Skt12pt 1
11320	Midget Comb WR 12pt 5/8	24403	1/4x3 Ntdrv Csh Gr	7731B	BxWR 12pt 13/16x7/8	BU-1224	3/8Dr U-Skt12pt 3
11322	Midget Comb WR12pt 11/16	24405	5/16x3 Ntdrv Csh Gr	B-108	3/8Dr Ext 3	C-12	Cd Chs 3/8
11324	Midget Comb WR12pt 3/4	24407	11/32x3 Ntdrv Csh Gr	B-110	3/8Dr Ext 6	C-15	Cd Chs 7/16
12125C	Comb WR 12pt 3/8	24409	3/8x3 Ntdrv Csh Gr	B-115	3/8Dr Ext 10 1/2	C-20	Cd Chs 5/8
12145C	Comb WR 12pt 7/16	24411	7/16x3 Ntdrv Csh Gr	B-1208	3/8Dr Skt12pt 1/4	C-24	Cd Chs 3/4
12165C	Comb WR 12pt 1/2	24413	1/2x3 Ntdrv Csh Gr	B-1210	3/8Dr Skt12pt 5/16	C-83	Pch Bar 7/8 Flat 19-5/8
12185C	Comb WR 12pt 9/16	2-4A	3/8Dr Im ADpr3/8F 1/2M	B-1211	3/8Dr Skt12pt 11/32	C-84	Pch Bar 1 Flat 29 3/4
12205C	Comb WR 12pt 5/8	2-610	3/8Dr ImSkt6pt 5/16	B-1212	3/8Dr Skt12pt 3/8	CC-402C	C-Ci Cpr Screw 4
12225C	Comb WR 12pt 11/16	2-612	3/8Dr ImSkt6pt 3/8	B-1214	3/8Dr Skt12pt 7/16	CC-404C	C-Ci Cpr Screw 4
12245C	Comb WR 12pt 3/4	2-614	3/8Dr ImSkt6pt 7/16	B-1216	3/8Dr Skt12pt 1/2	CW-4	Chain WR
12265C	Comb WR 12pt 13/16	2-616	3/8Dr ImSkt6pt 1/2	B-1218	3/8Dr Skt12pt 9/16	GS-1	Master Feeler Gauge Set
12285C	Comb WR 12pt 7/8	2-618	3/8Dr ImSkt6pt 9/16	B-1220	3/8Dr Skt12pt 5/8	GS-3	Comb Feeler Gauge Set
12305C	Comb WR 12pt 15/16	2-620	3/8Dr ImSkt6pt 5/8	B-1222	3/8Dr Skt12pt 11/16	GSC-12	GsktScpr-6-3/4x1 1/2
12325C	Comb WR 12pt 1	2-622	3/8Dr ImSkt6pt 11/16	B-1224	3/8Dr Skt12pt 3/4	H-110	3/4Dr Ext 8
12345C	Comb WR 12pt 1 1/16	2-624	3/8Dr ImSkt6pt 3/4	B-1226	3/8Dr Skt12pt 13/16	H-115	3/4Dr Ext 15 1/2
12365C	Comb WR 12pt 1 1/8	2744	Multi Purpose Shear	B-1228	3/8Dr Skt12pt 7/8	H-1248	3/4Dr Skt12pt 1-1/2
12385C	Comb WR 12pt 1 3/16	28201	Metal Shear Left	B-1230	3/8Dr Dp Skt12pt 5/16	H-1252	3/4Dr Skt12pt 1-5/8
12405C	Comb WR 12pt 1 1/4	28203	Metal Shear Right	B-1232	3/8Dr Dp Skt12pt 1	H-1258	3/4Dr Skt12pt 1-13/16
1242	Comb WR 12pt 1 5/16	28205	Metal Shear Str	B-140A	3/8Dr U-Joint	H-1260	3/4Dr Skt12pt 1-7/8
1244	Comb WR 12pt 1 3/8	28449	Pch / Chs Holder	B-15	3/8Dr Speeder	H-1264	3/4Dr Skt12pt 2
1246	Comb WR 12pt 1 7/16	325	Hksw Frame	B-20A	3/8Dr Sliding T Hdle	H-1270	3/4Dr Skt12pt 2-3/16
1248	Comb WR 12pt 1 1/2	3832-22	Carbide Holesaw 7/8	B-40A	3/8Dr FlHdl	H-1272	3/4Dr Skt12pt 2-1/4
12-610	3/8Dr DplmSkt6pt 5/16	3832-25	Carbide Holesaw 1	B-52EHA	3/8Dr Encl Hd Rat8	H-1276	3/4Dr Skt12pt 2-3/8
12-612	3/8Dr DplmSkt6pt 3/8	3832-29	Carbide Holesaw 1 1/8	B-52EHLA	3/8Dr Encl Hd Rat 10-3/4	H-41AA	3/4Dr FlHdl Chr
12-614	3/8Dr DplmSkt6pt 7/16	3832-32	Carbide Holesaw 1-1/4	B-70	3/8Dr Ratchet Spinner	H-51AB1	3/4Dr Ratchet
12-616	3/8Dr DplmSkt6pt 1/2	3832-38	Carbide Holesaw 1 1/2	BA-10A	3/8Dr HexBISkt 5/16	HBP-2-0A	Bl PN Hmr 12oz
12-618	3/8Dr DplmSkt6pt 9/16	3834-ADP	Holesaw Adp	BA-12A	3/8Dr HexBISkt 3/8	HBP-2A	Bl PN Hmr 1-1/2 Lb
12-620	3/8Dr DplmSkt6pt 5/8	3834-ARBR-730	Arbor	BA-4A	3/8Dr HexBISkt 1/8	HK-050	L-Type Hex Key 050
12-622	3/8Dr DplmSkt6pt 11/16	4-2F	1/2Dr Im ADpr1/2 F 3/8	BA-5A	3/8Dr HexBISkt 5/32	HK-1/16	L-Type Hex Key 1/16
12-624	3/8Dr DplmSkt6pt 3/4	4-6	1/2Dr Im ADpr1/2 F 3/4	BA-6A	3/8Dr HexBISkt 3/16	HK-1/4	L-Type Hex Key 1/4
13408A	Adj WR 8 Chr	4-616	1/2Dr ImSkt6pt 1/2	BA-7A	3/8Dr HexBISkt 7/32	HK-1/8	L-Type Hex Key 1/8
13415A	Adj WR 15 Chr	4-618	1/2Dr ImSkt6pt 9/16	BA-8A	3/8Dr HexBISkt 1/4	HK-3/16	L-Type Hex Key 3/16
13424A	Adj WR 24 Chr	4-620	1/2Dr ImSkt6pt 5/8	BD-1208	3/8Dr Dp Skt12pt 1/4	HK-3/32	L-Type Hex Key 3/32
14-616	1/2Dr DplmSkt6pt 1/2	4-622	1/2Dr ImSkt6pt 11/16	BD-1210	3/8Dr Dp Skt12pt 5/16	HK-3/8	L-Type Hex Key 3/8
14-618	1/2Dr DplmSkt6pt 9/16	4-624	1/2Dr ImSkt6pt 3/4	BD-1212	3/8Dr Dp Skt12pt 3/8	HK-5/32	L-Type Hex Key 5/32
14-620	1/2Dr DplmSkt6pt 5/8	4-626	1/2Dr ImSkt6pt 13/16	BD-1214	3/8Dr Dp Skt12pt 7/16	HK-5/64	L-Type Hex Key 5/64
14-622	1/2Dr DplmSkt6pt 11/16	4-628	1/2Dr ImSkt6pt 7/8	BD-1216	3/8Dr Dp Skt12pt 1/2	HK-7/32	L-Type Hex Key 7/32
14-624	1/2Dr DplmSkt6pt 3/4	4-630	1/2Dr ImSkt6pt 15/16	BD-1218	3/8Dr Dp Skt12pt 9/16	HK-7/64	L-Type Hex Key 7/64
14-626	1/2Dr DplmSkt6pt 13/16	4-632	1/2Dr ImSkt6pt 1	BD-1220	3/8Dr Dp Skt12pt 5/8	HK-9/64	L-Type Hex Key 9/64
14-628	1/2Dr DplmSkt6pt 7/8	4-634	1/2Dr ImSkt6pt 7/8	BD-1222	3/8Dr Dp Skt12pt 11/16	HSB-1.5A	Brass Hmr 1-1/2 Lb

All master set contents are subject to change over time, for updated information contact customer service or visit our website [snapon.com/industrialbrands](http://snapon.com/industrialbrands)

## Contents: Master Maintenance Service Set WSC-352TB (con't)

Product Code	Description	Product Code	Description	Product Code	Description	Product Code	Description
JHW-24	Deadblow Hmr 24oz	P-39	Centerpchs/16PT4-1/4	SA-20A	1/2Dr HexBtSkt 5/8	ST-1230	1/2Dr Skt12pt 15/16
JHW-48	Deadblow Hmr 48oz	P-4	Pinchp 1/8 PT 4-3/4	SD-1216	1/2Dr Dp Skt12pt 9/16	ST-1232	1/2Dr Skt12pt 1
M-102	1/4Dr Ext 2	P-40	Centerpchs 3/8 PT 5	SD-1218	1/2Dr Dp Skt12pt 5/8	ST-1234	1/2Dr Skt12pt 1-1/16
M-104	1/4Dr Ext 4	P-5	Pinchp 5/32 PT 5	SD-1220	1/2Dr Dp Skt12pt 11/16	ST-1236	1/2Dr Skt12pt 1-1/8
M-106A	1/4Dr Spinner Hdle	P-6	Pinchp 3/16 PT 5-1/4	SD-1222	1/2Dr Dp Skt12pt 3/4	ST-1238	1/2Dr Skt12pt 1-3/16
M-115	1/4Dr Ext 6	P-8	Pinchp 1/4 PT 5-3/4	SD-1224	1/2Dr Dp Skt12pt 25/32	ST-1240	1/2Dr Skt12pt 1-1/4
M-1208	1/4Dr Skt12pt 1/4	PL-126C	Crv Chain Nose Pls6-1/4	SD-1226	1/2Dr Dp Skt12pt 13/16	ST-1242	1/2Dr Skt12pt 1-5/16
M-1210	1/4Dr Skt12pt 5/16	PL-149C	Duckbill Pls Sh Nose 8	SD-1228	1/2Dr Dp Skt12pt 7/8	ST-812	1/2Dr Skt 6-Pt 3/8
M-1211	1/4Dr Skt12pt 11/32	PL-1523C	Ut Superjoint Pls 12	SD-1230	1/2Dr Dp Skt12pt 15/16	ST-814	1/2Dr Skt 8-Pt 7/8
M-1212	1/4Dr Skt12pt 3/8	PL-1524C	Ut Superjoint Pls 16	SD-1232	1/2Dr Dp Skt12pt 1	ST-816	1/2Dr Skt 8-Pt 1/2
M-1214	1/4Dr Skt12pt 7/16	PL-47C	Diag Cut Pls Reg 7	SD-1234	1/2Dr Dp Skt12pt 1-1/16	ST-818	1/2Dr Skt 8-Pt 9/16
M-1216	1/4Dr Skt12pt 1/2	PL-529	Snap Rg Tip Set	SD-1236	1/2Dr Dp Skt12pt 1-1/8	ST-820	1/2Dr Skt 8-Pt 5/8
M-1218	1/4Dr Skt12pt 9/16	PL-57C	Diag Cut Pls Lvs Hrvg	SDE-43	Scr Electr 3	ST-822	1/2Dr Skt 8-Pt 11/16
M-140A	1/4Dr U-Joint	PL-77C	Chn Nose Plsl, Nose 7-3/4	SDP-1-3	Scr Ph 1-Pt 3	ST-824	1/2Dr Skt 8-Pt 3/4
M-52EHA	1/4Dr Encl Hd Ratchet 5	RB-1214	RatBxWR 6pt 3/8x7/16	SDP-2-4	Scr Ph 2-Pt 4	ST-826	1/2Dr Skt 8-Pt 13/16
MD-1210	1/4Dr Dp Skt12pt 5/16	RB-1618	RatBxWR 6pt 1/2x9/16	SDP-2-8	Scr Ph 2-Pt	ST-828	1/2Dr Skt 8-Pt 7/8
MD-1211	1/4Dr Dp Skt12pt 11/32	RB-2022	RatBxWR 12pt 5/8x11/16	SDP-3-6	Scr Ph 3-Pt 6	ST-830	1/2Dr Skt 8-Pt 15/16
MD-1212	1/4Dr Dp Skt12pt 3/8	RB-2428	RatBxWR 12pt 3/4x7/8	SDR-22	Scr RD 3	ST-832	1/2Dr Skt 8-Pt 1
MD-1214	1/4Dr Dp Skt12pt 7/16	RB-810	RatBxWR 6pt 1/4x5/16	SDR-24	Scr RD 4	TS50100	1/2Dr TurboSkt 1
MD-1216	1/4Dr Dp Skt12pt 1/2	S-102P	1/2Dr Ext 2	SDR-26	Scr RD 6	TS50750	1/2Dr TurboSkt 3/4
MD-1218	1/4Dr Dp Skt12pt 9/16	S-110P	1/2Dr Ext 5-1/2	SDR-28	Scr RD 8	TS50812	1/2Dr TurboSkt 13/16
O-471	Adj Pin Spr 3/4 To 2	S-115P	1/2Dr Ext 10	SDR-30	Scr RD 10	TS50875	1/2Dr TurboSkt 7/8
O-472	Adj Pin Spr 1-1/4 To 3	S-140A	1/2Dr U-Joint	ST-1212	1/2Dr Skt12pt 3/8	TS50937	1/2Dr TurboSkt 15/16
O-474	Adj Pin Spr 2 To 4-3/4	S-15A	1/2Dr Speeder 18-7/8	ST-1214	1/2Dr Skt12pt 7/16	W40RC7	40" Roll Cabinet
O-474A	Adj Pin Spr 4-1/2 - 6-1/4	S-20A	1/2Dr Sliding T Hdle	ST-1216	1/2Dr Skt12pt 1/2	W40TC4	40" Top Chest
P-10	Pinchp 5/16 PT 6	S-41AA	1/2Dr FHdl 17	ST-1218	1/2Dr Skt12pt 9/16	WRS-1	Rat Scr
P-14	Sldpchs 1/8 PT 5	S-52EHA	1/2Dr Encl Hd Rat 10 3/8	ST-1220	1/2Dr Skt12pt 5/8	XFN-0810	FL NUT WR 1/4x5/16
P-15	Sldpchs 5/32 PT 5	SA-10A	1/2Dr HexBtSkt 5/16	ST-1222	1/2Dr Skt12pt 11/16	XFN-1214	FL NUT WR 3/8x7/16
P-16	Sldpchs 3/16 PT 5	SA-12A	1/2Dr HexBtSkt 3/8	ST-1224	1/2Dr Skt12pt 3/4	XFN-1618	FL NUT WR 1/2x9/16
P-17	Sldpchs 1/4 PT 5	SA-16A	1/2Dr HexBtSkt 1/2	ST-1226	1/2Dr Skt12pt 13/16	XFN-2022	FL NUT WR 5/8x11/16
P-18	Sldpchs 3/8 PT 5	SA-18A	1/2Dr HexBtSkt 9/16	ST-1228	1/2Dr Skt12pt 7/8	XFN-2432	FL NUT WR 3/4x1

## Contents: Petroleum Oilfield Service Set - WMSC-344TB

Refer to Master Sets Section Page 31 for Photo and Description

Note: WMSC-344 Includes All Tools Only, Without Tool Storage Cabinets

Product Code	Description	Product Code	Description	Product Code	Description	Product Code	Description
1207MSC	Sc Combo Wr 12pt 7MM	14-620	1/2" Dr Deep Imp Skt 6-Pt 5/8"	2-624	3/8" Dr Std Imp Skt 6-Pt 3/4"	AB-8A	Adj. Wr 8" Black
1208MSC	Sc Combo Wr 12pt 8MM	14-622	1/2" Dr Deep Imp Skt 6-Pt 11/16"	2628 G-160	Side Cutting Combo Bit Ergo® 6-1/4"	B-101	3/8" Dr Extension 1 1/2"
1209MSC	Sc Combo Wr 12pt 9MM	14-624	1/2" Dr Deep Imp Skt 6-Pt 3/4"	35182	3/8" Dr Torx Bit Skt T25	B-108	3/8" Dr Extension 3"
1210MSC	Sc Combo Wr 12pt 10MM	14-626	1/2" Dr Deep Imp Skt 6-Pt 13/16"	35183	3/8" Dr Torx Bit Skt T27	B-110	3/8" Dr Extension 6"
1211MSC	Sc Combo Wr 12pt 11MM	14-628	1/2" Dr Deep Imp Skt 6-Pt 7/8"	35184	3/8" Dr Torx Bit Skt T30	B-115	3/8" Dr Extension 11"
1212MSC	Sc Combo Wr 12pt 12MM	14-630	1/2" Dr Deep Imp Skt 6-Pt 15/16"	35186	3/8" Dr Torx Bit Skt T45	B-118	3/8" Dr Extension 18"
1213MSC	Sc Combo Wr 12pt 13MM	14-632	1/2" Dr Deep Imp Skt 6-Pt 1"	35187	3/8" Dr Torx Bit Skt T47	B-120	3/8" Dr Std Skt 12pt 5/16"
1214MSC	Sc Combo Wr 12pt 14MM	14-634	1/2" Dr Deep Imp Skt 6-Pt 1-1/16"	35188	3/8" Dr Torx Bit Skt T50	B-1212	3/8" Dr Std Skt 12pt 3/8"
1215MSC	Sc Combo Wr 12pt 15MM	14-636	1/2" Dr Deep Imp Skt 6-Pt 1-1/8"	38158	3/4" Dr Std Imp Skt 6-Pt 1-13/16"	B-1214	3/8" Dr Std Skt 12pt 7/16"
1216MSC	Sc Combo Wr 12pt 16MM	14-638	1/2" Dr Deep Imp Skt 6-Pt 1-3/16"	40000	1/4 X 6 Gasket Scraper	B-1216	3/8" Dr Std Skt 12pt 1/2"
1217MSC	Sc Combo Wr 12pt 17MM	14-640	1/2" Dr Deep Imp Skt 6-Pt 1-1/4"	40201	4 Pcs Mini Pick& Hook Set	B-1218	3/8" Dr Std Skt 12pt 9/16"
1218MSC	Sc Combo Wr 12pt 18MM	14-642	1/2" Dr Deep Imp Skt 6-Pt 1-5/16"	40251	4 Pcs Utility Tool Set	B-1220	3/8" Dr Std Skt 12pt 5/8"
1219MSC	Sc Combo Wr 12pt 19MM	14-644	1/2" Dr Deep Imp Skt 6-Pt 1-3/8"	4-612	1/2" Dr Std Imp Skt 6-Pt 3/8"	B-1222	3/8" Dr Std Skt 12pt 11/16"
1220MSC	Sc Combo Wr 12pt 20MM	14-646	1/2" Dr Deep Imp Skt 6-Pt 1-7/16"	4-614	1/2" Dr Std Imp Skt 6-Pt 7/16"	B-1224	3/8" Dr Std Skt 12pt 3/4"
1222MSC	Sc Combo Wr 12pt 22MM	14-648	1/2" Dr Deep Imp Skt 6-Pt 1-1/2"	4-616	1/2" Dr Std Imp Skt 6-Pt 1/2"	B-1226	3/8" Dr Std Skt 12pt 13/16"
1210SC	Sc Combo Wr 12pt 5/16"	14M-610	1/2" Dr Deep Imp Skt 6-Pt 10MM	4-618	1/2" Dr Std Imp Skt 6-Pt 9/16"	B-1228	3/8" Dr Std Skt 12pt 7/8"
1212SC	Sc Combo Wr 12pt 3/8"	14M-611	1/2" Dr Deep Imp Skt 6-Pt 11MM	4-620	1/2" Dr Std Imp Skt 6-Pt 5/8"	B-140A	3/8" Dr Uni Jt
1214SC	Sc Combo Wr 12pt 7/16"	14M-612	1/2" Dr Deep Imp Skt 6-Pt 12MM	4-622	1/2" Dr Std Imp Skt 6-Pt 11/16"	B-52EHA	3/8" Dr Enclosed Head Ratchet 8"
1216SC	Sc Combo Wr 12pt 1/2"	14M-613	1/2" Dr Deep Imp Skt 6-Pt 13MM	4-624	1/2" Dr Std Imp Skt 6-Pt 3/4"	B-52HLA	3/8" Dr Enclosed Head Ratchet 10-3/4"
1218SC	Sc Combo Wr 12pt 9/16"	14M-614	1/2" Dr Deep Imp Skt 6-Pt 14MM	4-626	1/2" Dr Std Imp Skt 6-Pt 13/16"	BA-10A	3/8" Dr Hex Bit Skt 5/16"
1220SC	Sc Combo Wr 12pt 5/8"	14M-615	1/2" Dr Deep Imp Skt 6-Pt 15MM	4-628	1/2" Dr Std Imp Skt 6-Pt 7/8"	BA-12A	3/8" Dr Hex Bit Skt 3/8"
1222SC	Sc Combo Wr 12pt 11/16"	14M-616	1/2" Dr Deep Imp Skt 6-Pt 16MM	4-630	1/2" Dr Std Imp Skt 6-Pt 15/16"	BA-4A	3/8" Dr Hex Bit Skt 1/2"
1224SC	Sc Combo Wr 12pt 3/4"	14M-617	1/2" Dr Deep Imp Skt 6-Pt 17MM	4-632	1/2" Dr Std Imp Skt 6-Pt 1"	BA-5A	3/8" Dr Hex Bit Skt 5/32"
1226SC	Sc Combo Wr 12pt 13/16"	14M-618	1/2" Dr Deep Imp Skt 6-Pt 18MM	4-634	1/2" Dr Std Imp Skt 6-Pt 1-1/16"	BA-6A	3/8" Dr Hex Bit Skt 3/16"
1228SC	Sc Combo Wr 12pt 7/8"	14M-619	1/2" Dr Deep Imp Skt 6-Pt 19MM	4-636	1/2" Dr Std Imp Skt 6-Pt 1-1/8"	BA-7A	3/8" Dr Hex Bit Skt 7/32"
1230SC	Sc Combo Wr 12pt 15/16"	14M-620	1/2" Dr Deep Imp Skt 6-Pt 20MM	4-640	1/2" Dr Std Imp Skt 6-Pt 1-1/4"	BA-8A	3/8" Dr Hex Bit Skt 1/4"
1232SC	Sc Combo Wr 12pt 1"	14M-621	1/2" Dr Deep Imp Skt 6-Pt 21MM	4M-610	1/2" Dr Std Imp Skt 6-Pt 10M	BD-1208	3/8" Dr Deep Skt 12pt 11/16"
1234SC	Sc Combo Wr 12pt 1-1/16"	14M-622	1/2" Dr Deep Imp Skt 6-Pt 22MM	4M-611	1/2" Dr Std Imp Skt 6-Pt 11M	BD-1210	3/8" Dr Deep Skt 12pt 5/16"
1236SC	Sc Combo Wr 12pt 1-1/8"	14M-623	1/2" Dr Deep Imp Skt 6-Pt 23MM	4M-612	1/2" Dr Std Imp Skt 6-Pt 12M	BD-1212	3/8" Dr Deep Skt 12pt 3/8"
1240SC	Sc Combo Wr 12pt 1-1/4"	14M-624	1/2" Dr Deep Imp Skt 6-Pt 24MM	4M-613	1/2" Dr Std Imp Skt 6-Pt 13M	BD-1214	3/8" Dr Deep Skt 12pt 7/16"
12-610	3/8" Dr Deep Imp Skt 6-Pt 5/16"	14M-627	1/2" Dr Deep Imp Skt 6-Pt 27MM	4M-614	1/2" Dr Std Imp Skt 6-Pt 14M	BD-1216	3/8" Dr Deep Skt 12pt 1/2"
12-612	3/8" Dr Deep Imp Skt 6-Pt 3/8"	20678	32 Oz Drilling Hammer	4M-615	1/2" Dr Std Imp Skt 6-Pt 15M	BD-1218	3/8" Dr Deep Skt 12pt 9/16"
12-614	3/8" Dr Deep Imp Skt 6-Pt 7/16"	23203	10" Cft Grip Locking Pliers Curved Jaw	4M-616	1/2" Dr Std Imp Skt 6-Pt 16M	BD-1220	3/8" Dr Deep Skt 12pt 5/8"
12-616	3/8" Dr Deep Imp Skt 6-Pt 1/2"	23210	7" Cft Grip Locking Pliers Straight Jaw	4M-617	1/2" Dr Std Imp Skt 6-Pt 17M	BD-1222	3/8" Dr Deep Skt 12pt 11/16"
12-618	3/8" Dr Deep Imp Skt 6-Pt 9/16"	23220	6" Cft Grip Locking Pliers Long Nose	4M-618	1/2" Dr Std Imp Skt 6-Pt 18M	BD-1224	3/8" Dr Deep Skt 12pt 3/4"
12-620	3/8" Dr Deep Imp Skt 6-Pt 5/8"	23503	Front End Strip-Cut/Cmp	4M-619	1/2" Dr Std Imp Skt 6-Pt 19M	BD-1226	3/8" Dr Deep Skt 12pt 13/16"
12-622	3/8" Dr Deep Imp Skt 6-Pt 11/16"	2-610	3/8" Dr Std Imp Skt 6-Pt 5/16"	4M-620	1/2" Dr Std Imp Skt 6-Pt 20M	BD-1228	3/8" Dr Deep Skt 12pt 7/8"
12-624	3/8" Dr Deep Imp Skt 6-Pt 3/4"	2-612	3/8" Dr Std Imp Skt 6-Pt 3/8"	4M-621	1/2" Dr Std Imp Skt 6-Pt 21M	BD-1230	3/8" Dr Deep Skt 12pt 5/16"
13508	18" Pipe Wr Aluminum Hvy-Duty	2-614	3/8" Dr Std Imp Skt 6-Pt 7/16"	4M-622	1/2" Dr Std Imp Skt 6-Pt 22M	BD-1232	3/8" Dr Deep Skt 12pt 1"
14-612	1/2" Dr Deep Imp Skt 6-Pt 3/8"	2-616	3/8" Dr Std Imp Skt 6-Pt 1/2"	4M-623	1/2" Dr Std Imp Skt 6-Pt 23M	BS-130B	3/8" Dr Adaptor 3/8 F X 1/2 M Block
14-614	1/2" Dr Deep Imp Skt 6-Pt 7/16"	2-618	3/8" Dr Std Imp Skt 6-Pt 9/16"	4M-624	1/2" Dr Std Imp Skt 6-Pt 24M	BU-1212	3/8" Dr Univ Skt 12pt 3/8"
14-616	1/2" Dr Deep Imp Skt 6-Pt 1/2"	2-620	3/8" Dr Std Imp Skt 6-Pt 5/8"	4M-627	1/2" Dr Std Imp Skt 6-Pt 27M	BU-1214	3/8" Dr Univ Skt 12pt 7/16"
14-618	1/2" Dr Deep Imp Skt 6-Pt 9/16"	2-622	3/8" Dr Std Imp Skt 6-Pt 11/16"	AB-12A	Adj. Wr 12" Black	BU-1216	3/8" Dr Univ Skt 12pt 1/2"

MASTER SET CONTENTS

APPENDIX

# Contents: Petroleum Oilfield Service Set - WMSC-344TB (con't)

Product Code	Description	Product Code	Description	Product Code	Description	Product Code	Description
BU-1218	3/8" Dr Univ Skt 12pt 9/16"	PL-46C	Dia Cutting Pliers, Reg. 6"	SMD-1217	1/2" Dr Deep Skt 12pt 17MM	STM-1214	1/2" Dr Std Skt 12pt 14MM
BU-1220	3/8" Dr Univ Skt 12pt 5/8"	PL-76C	Chain Nose Pliers Long Nose 6-1/2"	SMD-1217	1/2" Dr Deep Skt 12pt 17MM	STM-1214	1/2" Dr Std Skt 12pt 14MM
BU-1222	3/8" Dr Univ Skt 12pt 11/16"	S-102P	1/2" Dr Extension 2"	SMD-1218	1/2" Dr Deep Skt 12pt 18MM	STM-1215	1/2" Dr Std Skt 12pt 15MM
BU-1224	3/8" Dr Univ Skt 12pt 3/4"	S-110P	1/2" Dr Extension 5"	SMD-1218	1/2" Dr Deep Skt 12pt 18MM	STM-1215	1/2" Dr Std Skt 12pt 15MM
C-10	Cold Chisel 5/16"	S-115P	1/2" Dr Extension 10"	SMD-1219	1/2" Dr Deep Skt 12pt 19MM	STM-1216	1/2" Dr Std Skt 12pt 16MM
C-16	Cold Chisel 1/2"	S-140A	1/2" Dr Uni Joint	SMD-1219	1/2" Dr Deep Skt 12pt 19MM	STM-1216	1/2" Dr Std Skt 12pt 16MM
C-24	Cold Chisel 3/4"	S-41AA	1/2" Dr Flex Hd 15-1/2"	SMD-1221	1/2" Dr Deep Skt 12pt 21MM	STM-1217	1/2" Dr Std Skt 12pt 17MM
C-807	Pry Bars - Screwdr Type	S-52EHA	1/2" Dr Enclosed Head Ratchet 10-3/8"	SMD-1221	1/2" Dr Deep Skt 12pt 21MM	STM-1217	1/2" Dr Std Skt 12pt 17MM
C-812	Pry Bars - Screwdr Type	SDE-43	Screwdr Electricians 3"	SMD-1222	1/2" Dr Deep Skt 12pt 22MM	STM-1218	1/2" Dr Std Skt 12pt 18MM
C-818	Pry Bars - Screwdr Type	SDE-46	Screwdr Electricians 6"	SMD-1222	1/2" Dr Deep Skt 12pt 22MM	STM-1218	1/2" Dr Std Skt 12pt 18MM
HBP-2A	Ball Pein HaMMer Ergo Hd 1-1/2 Lb	SDP-1.3	Screwdr Phillips® 1-Pt 3"	SMD-1224	1/2" Dr Deep Skt 12pt 24MM	STM-1219	1/2" Dr Std Skt 12pt 19MM
P-15	Solid Punch 5/32" Pt 5"	SDP-2.4	Screwdr Phillips® 2-Pt 4"	SMD-1224	1/2" Dr Deep Skt 12pt 24MM	STM-1219	1/2" Dr Std Skt 12pt 19MM
P-4	Pin Punch 1/8" Pt. 4-3/4"	SDP-3.6	Screwdr Phillips® 3-Pt 6"	SMD-1227	1/2" Dr Deep Skt 12pt 27MM	STM-1220	1/2" Dr Std Skt 12pt 20MM
P-40	Center Punch 3/8" Pt 5"	SDR-24	Screwdr Round 4"	SMD-1227	1/2" Dr Deep Skt 12pt 27MM	STM-1220	1/2" Dr Std Skt 12pt 20MM
P-6	Pin Punch 3/16" Pt 5-1/4"	SDR-26	Screwdr Round 6"	SMD-1230	1/2" Dr Deep Skt 12pt 30MM	STM-1221	1/2" Dr Std Skt 12pt 21MM
P-8	Pin Punch 1/4" Pt 5-3/4"	SDR-28	Screwdr Round 8"	SMD-1230	1/2" Dr Deep Skt 12pt 30MM	STM-1221	1/2" Dr Std Skt 12pt 21MM
PL-1519C	Utility Superjoint Pliers 5"	SMD-1213	1/2" Dr Deep Skt 12pt 13MM	STM-1210	1/2" Dr Std Skt 12pt 10MM	STM-1222	1/2" Dr Std Skt 12pt 22MM
PL-1520C	Utility Superjoint Pliers 10"	SMD-1213	1/2" Dr Deep Skt 12pt 13MM	STM-1210	1/2" Dr Std Skt 12pt 10MM	STM-1222	1/2" Dr Std Skt 12pt 22MM
PL-1620	Snap Ring Pliers - 0°	SMD-1214	1/2" Dr Deep Skt 12pt 14MM	STM-1211	1/2" Dr Std Skt 12pt 11MM	STM-1223	1/2" Dr Std Skt 12pt 23MM
PL-1622	Snap Ring Pliers - 90°	SMD-1214	1/2" Dr Deep Skt 12pt 14MM	STM-1211	1/2" Dr Std Skt 12pt 11MM	STM-1223	1/2" Dr Std Skt 12pt 23MM
PL-1623	Snap Ring Pliers - 0°	SMD-1215	1/2" Dr Deep Skt 12pt 15MM	STM-1212	1/2" Dr Std Skt 12pt 12MM	STM-1224	1/2" Dr Std Skt 12pt 24MM
PL-1625	Snap Ring Pliers - 90°	SMD-1215	1/2" Dr Deep Skt 12pt 15MM	STM-1212	1/2" Dr Std Skt 12pt 12MM	STM-1224	1/2" Dr Std Skt 12pt 24MM
PL-1626	Snap Ring Pliers - 0°	SMD-1216	1/2" Dr Deep Skt 12pt 16MM	STM-1213	1/2" Dr Std Skt 12pt 13MM	W40RC7	40" 4 Drawer Pro Top Chest
PL-1628	Snap Ring Pliers - 90°	SMD-1216	1/2" Dr Deep Skt 12pt 16MM	STM-1213	1/2" Dr Std Skt 12pt 13MM	W40TC4	40" 7 Drawer Pro Roll Cab

# Contents: Intermediate Technician Tool Set WSC-317TB

Refer to Master Sets Section Page 29 for Photo and Description

Note: WSC-317 Includes All Tools Only, Without Tool Storage Cabinets

Product Code	Description	Product Code	Description	Product Code	Description	Product Code	Description
10600	Fir Nut Wr 3/8 X 7/16"	1217MRC	Rtch Combo Wr 12Pt 17MM	31116	3/8" Dr Std Skt 6-Pt 1/2"	32422	1/2" Dr Dp Skt 12-Pt 11/16"
10602	Fir Nut Wr 1/2 X 9/16"	1218MRC	Rtch Combo Wr 12Pt 18MM	31118	3/8" Dr Std Skt 6-Pt 9/16"	32424	1/2" Dr Dp Skt 12-Pt 3/4"
10604	Fir Nut Wr 5/8 X 11/16"	1219MRC	Rtch Combo Wr 12Pt 19MM	31120	3/8" Dr Std Skt 6-Pt 5/8"	32426	1/2" Dr Dp Skt 12-Pt 13/16"
10606	Fir Nut Wr 3/4 X 7/8"	1210RC	Rtch Combo Wr 12Pt 5/16"	31122	3/8" Dr Std Skt 6-Pt 11/16"	32428	1/2" Dr Dp Skt 12-Pt 7/8"
10650	Fir Nut Wr 9MM X 11MM	1212RC	Rtch Combo Wr 12Pt 3/8"	31124	3/8" Dr Std Skt 6-Pt 3/4"	32430	1/2" Dr Dp Skt 12-Pt 15/16"
10652	Fir Nut Wr 10MM X 12MM	1214RC	Rtch Combo Wr 12Pt 7/16"	31301	3/8" Dr Spark Plug Skt 5/8"	32432	1/2" Dr Dp Skt 12-Pt 1"
10654	Fir Nut Wr 13MM X 14MM	1216RC	Rtch Combo Wr 12Pt 1/2"	31303	3/8" Dr Spark Plug Skt 13/16"	32609	1/2" Dr Std Skt 12-Pt 9MM
10656	Fir Nut Wr 15MM X 17MM	1218RC	Rtch Combo Wr 12Pt 9/16"	31408	3/8" Dr Dp Skt 12-Pt 1/4"	32610	1/2" Dr Std Skt 12-Pt 10MM
10658	Fir Nut Wr 19MM X 21MM	1220RC	Rtch Combo Wr 12Pt 5/8"	31410	3/8" Dr Dp Skt 12-Pt 5/16"	32611	1/2" Dr Std Skt 12-Pt 11MM
11108	Combo Wr 12 Pt 1/4"	1222RC	Rtch Combo Wr 12Pt 11/16"	31412	3/8" Dr Dp Skt 12-Pt 3/8"	32612	1/2" Dr Std Skt 12-Pt 12MM
11110	Combo Wr 12 Pt 5/16"	1224RC	Rtch Combo Wr 12Pt 3/4"	31414	3/8" Dr Dp Skt 12-Pt 7/16"	32613	1/2" Dr Std Skt 12-Pt 13MM
11112	Combo Wr 12 Pt 3/8"	13213	Ball End Hex Key Long 13 Piece	31416	3/8" Dr Dp Skt 12-Pt 1/2"	32614	1/2" Dr Std Skt 12-Pt 14MM
11114	Combo Wr 12 Pt 7/16"	13406A	Chrome Adj. Wr 6"	31418	3/8" Dr Dp Skt 12-Pt 9/16"	32615	1/2" Dr Std Skt 12-Pt 15MM
11116	Combo Wr 12 Pt 1/2"	13408A	Chrome Adj. Wr 8"	31420	3/8" Dr Dp Skt 12-Pt 5/8"	32616	1/2" Dr Std Skt 12-Pt 16MM
11118	Combo Wr 12 Pt 9/16"	13410A	Chrome Adj. Wr 10"	31422	3/8" Dr Dp Skt 12-Pt 11/16"	32617	1/2" Dr Std Skt 12-Pt 17MM
11120	Combo Wr 12 Pt 5/8"	13520	10" Pipe Wr Cast Iron Heavy-Duty	31424	3/8" Dr Dp Skt 12-Pt 3/4"	32618	1/2" Dr Std Skt 12-Pt 18MM
11122	Combo Wr 12 Pt 11/16"	13609	Metric Ball Hex Key Long 9 Piece	31510	3/8" Dr Std Skt 6-Pt 10MM	32619	1/2" Dr Std Skt 12-Pt 19MM
11124	Combo Wr 12 Pt 3/4"	20543	2 Oz Ball Pein Hammer	31511	3/8" Dr Std Skt 6-Pt 11MM	32620	1/2" Dr Std Skt 12-Pt 20MM
11126	Combo Wr 12 Pt 13/16"	20545	24 Oz Ball Pein Hammer	31512	3/8" Dr Std Skt 6-Pt 12MM	32621	1/2" Dr Std Skt 12-Pt 21MM
11128	Combo Wr 12 Pt 7/8"	21661	18" Cr Grip Prybar	31513	3/8" Dr Std Skt 6-Pt 13MM	32622	1/2" Dr Std Skt 12-Pt 22MM
11130	Combo Wr 12 Pt 15/16"	21661	8" Cr Grip Prybar	31514	3/8" Dr Std Skt 6-Pt 14MM	32623	1/2" Dr Std Skt 12-Pt 23MM
11132	Combo Wr 12 Pt 1"	23102	8" Slip Joint Plier	31515	3/8" Dr Std Skt 6-Pt 15MM	32624	1/2" Dr Std Skt 12-Pt 24MM
11134	Combo Wr 12 Pt 1-1/16"	23105	9-3/4" Groove-Joint Plier	31516	3/8" Dr Std Skt 6-Pt 16MM	35081	1/4" Dr Torx Bit Skt T15
11136	Combo Wr 12 Pt 1-1/8"	23107	15-3/4" Groove-Joint Plier	31517	3/8" Dr Std Skt 6-Pt 17MM	35082	1/4" Dr Torx Bit Skt T20
11140	Combo Wr 12 Pt 1-1/4"	23201	5" Cr Grip Lck Pliers Curved Jaw	31810	3/8" Dr Dp Skt 12-Pt 10MM	35083	1/4" Dr Torx Bit Skt T25
1-143-08-1-2	Mill File ergo® 8" Bastard Cut 44 TPI	23202	7" Cr Grip Lck Pliers Curved Jaw	31811	3/8" Dr Dp Skt 12-Pt 11MM	35100	3/8" Dr Hex Bit Skt, 1/8"
1-210-08-2-2	Half Rd File ergo® 8" Second. 36 TPI	23211	10" Cr Grip Lck Pliers Straight Jaw	31812	3/8" Dr Dp Skt 12-Pt 12MM	35101	3/8" Dr Hex Bit Skt, 9/64
1-230-08-2-2	RD File ergo® 8" Second 36 TPI	23220	6" Cr Grip Lck Pliers Long Nose	31813	3/8" Dr Dp Skt 12-Pt 13MM	35102	3/8" Dr Hex Bit Skt, 5/32
4-186-06-2-2	Slim Taper File 6" ergo® Second	23407	7" Heavy Duty Diagonal Cutting	31814	3/8" Dr Dp Skt 12-Pt 14MM	35103	3/8" Dr Hex Bit Skt, 3/16
11506	Combo Wr 12 Pt 6MM	23411	8" Long Nose	31815	3/8" Dr Dp Skt 12-Pt 15MM	35104	3/8" Dr Hex Bit Skt, 7/32
11507	Combo Wr 12 Pt 7MM	24217A	Scr 1/4X1-1/2" RD Slotted	31816	3/8" Dr Dp Skt 12-Pt 16MM	35105	3/8" Dr Hex Bit Skt, 1/4
11508	Combo Wr 12 Pt 8MM	24219A	Scr 1/4X4" RD Slotted	31817	3/8" Dr Dp Skt 12-Pt 17MM	35106	3/8" Dr Hex Bit Skt, 5/16
11509	Combo Wr 12 Pt 9MM	24229A	Scr 5/16X6" RD Slotted	32001	1/2" Dr Ratchet 9-7/8"	35107	3/8" Dr Hex Bit Skt 3/8
11510	Combo Wr 12 Pt 10MM	24237A	Scr 5/16X6" RD Slotted	32002	1/2" Dr Ext 3"	35140	3/8" Dr Slotted Skt 1/4"
11511	Combo Wr 12 Pt 11MM	24241A	Scr 3/8X8" RD Slotted	32003	1/2" Dr Ext 6"	35141	3/8" Dr Slotted Skt 5/16"
11512	Combo Wr 12 Pt 12MM	24249A	Scr #1 X 3 Phillips®	32004	1/2" Dr Ext 10"	35142	3/8" Dr Slotted Skt 3/8"
11513	Combo Wr 12 Pt 13MM	24251A	Scr #2 X 1-1/2 Phillips®	32006	1/2" Dr Universal Joint	35143	3/8" Dr Slotted Skt 3/16"
11514	Combo Wr 12 Pt 14MM	24253A	Scr #2 X 4 Phillips®	32007	1/2" Dr Sliding T Handle	35150	3/8" Dr Phillips® Skt #1"
11515	Combo Wr 12 Pt 15MM	2502MRMH	3/8" Dr 30-250 In. Lb. Micro-Adj.	32212	1/2" Dr Std Skt 12-Pt 3/8"	35151	3/8" Dr Phillips® Skt #2"
11516	Combo Wr 12 Pt 16MM	2503MRMH	1/2" Dr 30-250 Ft. Lb. Micro-Adj.	32214	1/2" Dr Std Skt 12-Pt 7/16"	35152	3/8" Dr Phillips® Skt #3"
11517	Combo Wr 12 Pt 17MM	30001	1/4" Dr Ratchet 5-1/4"	32216	1/2" Dr Std Skt 12-Pt 1/2"	35170	3/8 Dr Hex Bit Skt, 4 mm
11518	Combo Wr 12 Pt 18MM	30003	1/4" Dr Ext 1-1/2"	32218	1/2" Dr Std Skt 12-Pt 9/16"	35171	3/8 Dr Hex Bit Skt, 5 mm
11519	Combo Wr 12 Pt 19MM	30004	1/4" Dr Ext 6"	32220	1/2" Dr Std Skt 12-Pt 5/8"	35172	3/8 Dr Hex Bit Skt, 6 mm
11520	Combo Wr 12 Pt 20MM	30005	6 1/4" Dr Flex Bar	32222	1/2" Dr Std Skt 12-Pt 11/16"	35173	3/8 Dr Hex Bit Skt, 7 mm
11521	Combo Wr 12 Pt 21MM	30007	1/4" Dr Universal Joint	32224	1/2" Dr Std Skt 12-Pt 3/4"	35174	3/8 Dr Hex Bit Skt, 8 mm
11522	Combo Wr 12 Pt 22MM	30008	1/4" Dr Sliding T-Handle	32226	1/2" Dr Std Skt 12-Pt 13/16"	35175	3/8 Dr Hex Bit Skt, 9 mm
11523	Combo Wr 12 Pt 23MM	31001	3/8" Dr Ratchet 7-3/4"	32228	1/2" Dr Std Skt 12-Pt 7/8"	35176	3/8 Dr Hex Bit Skt, 10 mm
11524	Combo Wr 12 Pt 24MM	31002	3/8" Dr Ext 3"	32230	1/2" Dr Std Skt 12-Pt 15/16"	35184	3/8" Dr Torx Bit Skt, 1.30 mm
1208MRC	Rtch Combo Wr 12Pt 8MM	31003	3/8" Dr Ext 6"	32232	1/2" Dr Std Skt 12-Pt 1"	35185	3/8" Dr Torx Bit Skt 745
1209MRC	Rtch Combo Wr 12Pt 9MM	31004	3/8" Dr Ext 10"	32234	1/2" Dr Std Skt 12-Pt 1-1/16"	35186	3/8" Dr Torx Bit Skt 740
1210MRC	Rtch Combo Wr 12Pt 10MM	31005	10 3/8" Dr Flex Bar	32236	1/2" Dr Std Skt 12-Pt 1-1/8"	35188	3/8" Dr Torx Bit Skt 750
1211MRC	Rtch Combo Wr 12Pt 11MM	31006	3/8" Dr Universal Joint	32238	1/2" Dr Std Skt 12-Pt 1-3/16"	37330	1/2" Dr Dp Impact Skt 6-Pt 15/16"
1212MRC	Rtch Combo Wr 12Pt 12MM	31007	3/8" Dr Sliding T-Handle	32240	1/2" Dr Std Skt 12-Pt 1-1/4"	37332	1/2" Dr Dp Impact Skt 6-Pt 1"
1213MRC	Rtch Combo Wr 12Pt 13MM	31108	3/8" Dr Std Skt 6-Pt 1/4"	32248	1/2" Dr Std Skt 12-Pt 1-1/2"	7029B	Box Wr 12-Pt 11/16 X 3/4"
1214MRC	Rtch Combo Wr 12Pt 14MM	31110	3/8" Dr Std Skt 6-Pt 5/16"	32416	1/2" Dr Dp Skt 12-Pt 1/2"	7033C	Box Wr 12-Pt 15/16 X 1"
1215MRC	Rtch Combo Wr 12Pt 15MM	31112	3/8" Dr Std Skt 6 Pt 3/8"	32418	3/8" Dr Dp Skt 12-Pt 9/16"	7723	Box Wr 12-Pt 3/8 X 7/16"
1216MRC	Rtch Combo Wr 12Pt 16MM	31114	3/8" Dr Std Skt 6-Pt 7/16"	32420	1/2" Dr Dp Skt 12-Pt 5/8"	7725B	Box Wr 12-Pt 1/2 X 9/16"

All master set contents are subject to change over time, for updated information contact customer service or visit our website [snapon.com/industrialbrands](http://snapon.com/industrialbrands)



## Contents: Intermediate Technician Tool Set WSC-317TB (con't)

Product Code	Description	Product Code	Description	Product Code	Description	Product Code	Description
7727A	Box Wr 12-Pt 5/8 X 11/16"	EX-21B	3/16" Fl Scr Ext	M-808	1/4" Dr Std Skt 8-Pt 1/4"	SMD-1217	1/2" Dr Dp Skts 12 Pt 17 MM
7731A	Box Wr 12-Pt 3/4 X 7/8"	EX-22A	7/32" Fl Scr Ext	M-810	1/4" Dr Std Skt 8-Pt 5/16"	SMD-1218	1/2" Dr Dp Skts 12 Pt 18 MM
7731B	Box Wr 12-Pt 13/16 X 7/8"	EX-24A	5/16" Fl Scr Ext	M-812	1/4" Dr Std Skt 8-Pt 3/8"	SMD-1219	1/2" Dr Dp Skts 12 Pt 19 MM
850002	Tape Measure	EX-25A	15/32" Fl Scr Ext	P-30	Prick Punch 3/8" Point 5"	SMD-1221	1/2" Dr Dp Skts 12 Pt 21 MM
C-16	Cold Chisel 1/2"	EX-25B	3/8" Fl Scr Ext	P-40	Center Punch 3/8" Point 5"	SMD-1222	1/2" Dr Dp Skts 12 Pt 22 MM
C-20	Cold Chisel 5/8"	EX-26A	9/16" Fl Scr Ext	P-6	Pin Punch 3/16" Point 5-1/4"	SMD-1224	1/2" Dr Dp Skts 12 Pt 24 MM
C-24	Cold Chisel 3/4"	EX-28	21/32" Fl Scr Ext	PL-529	Snap Ring Plier Set	SMD-1227	1/2" Dr Dp Skts 12 Pt 27 MM
C-715	Roll Bar 16"	EX-29	13/16" Fl Scr Ext	SMD-1213	1/2" Dr Dp Skts 12 Pt 13 MM	SMD-1230	1/2" Dr Dp Skts 12 Pt 30 MM
C-8	Cold Chisel 1/4"	GS-1	Master Feeler Gauge Set	SMD-1214	1/2" Dr Dp Skts 12 Pt 14 MM	W49RC7	40" Roller Cabinet
CW-4	Chain Wr	HSB-1.5A	Brass Hammer, 1-1/2 Lb	SMD-1215	1/2" Dr Dp Skts 12 Pt 15 MM	W40TC4	40" Top Chest
EX-21A	1/8" Fl Scr Ext	JHW-32	Deadblow Hammer 32 Oz	SMD-1216	1/2" Dr Dp Skts 12 Pt 16 MM		

## Contents: 265 Piece Oilfield Service Set WSC-281TB

Refer to Master Sets Section Page 32 for Photo and Description

Note: WSC-281 Includes All Tools Only, Without Tool Storage Cabinets

Product Code	Description	Product Code	Description	Product Code	Description	Product Code	Description
1242	COMB WRCH 12PT 1-5/16	87008	10 TON 2 JAW PULLER 5-1/2	C-8	COLD CHISEL, 1/4	PL-126C	CURVED CHAIN NOSE PLIERS, 6-1/4
1244	COMB WRCH 12PT 1-3/8	100P-8MD	8PC PREM MIXED SD SET	C-82A	PINCH BAR, 7/8 FLAT, 18	PL-149C	DUCKBILL PLIERS, SHORT NOSE, 8
1246	COMB WRCH 12PT 1-7/16	13342A	4 PC. CHROME ADJ WR SET VINYL	C-84	PINCH BAR, 1 FLAT, 29 3/4	PL-167	END CUTTING NIPPERS, 7-1/2
1248	COMB WRCH 12PT 1-1/2 & 38MM	1502MRMH	3/8 DR 20-150 IN-LB MICRO ADJ	CC-404S	C-CLAMP, STANDARD SCREW, 4	PL-204C	DIAG CUTTERS, ELECTR., 7
8723	BOX WRENCH, 12-PT, 3/8 X 7/16	2503MFRMH	1/2 DR 30-250 FT-LB MICRO ADJ	CJW-4	CHAIN WRENCH	PL-45C	SIAE CUTTING PLIERS, REG., 5
10509	HEX KEY SET, SHORT, METRIC, 9-pieces	8725B	BOX WRENCH, 12-PT, 1/2 X 9/16	EXS-30	6-PC SCREW EXTRAC. SET (ROLL)	PL-529	HVY DTY SNAP RING PLIERS SET
11692	FL WR SET 5 PC 9MM - 21MM	8727A	BOX WRENCH, 12-PT, 5/8 X 11/16	GS-4	PISTON FEELER GAUGE SET	PL-57C	DIAG. CUTTING PLIERS, HI LVRG,
13213	BALL END HEX KEY, LONG, 13-PC	8729A	BOX WRENCH, 12-PT, 11/16 X 13/16	HBP-0A	BALL PEIN HAMMER, 1 LB	S-10A	1/2 DR. SPEEDER, 13-7/16
13508	18 HD PIPE WRENCH ALUMINUM	8731A	BOX WRENCH, 12-PT, 3/4 X 7/8	HBP-4A	BALL PEIN HAMMER 2 LB	S-140A	1/2 DR. UNIVERSAL JOINT
13510	24 HD PIPE WRENCH ALUMINUM	B-108	3/8 DR. EXTENSION, 3	HSB-1.5A	BRASS HAMMER, 1-1/2 LB	S-40AA	1/2 DR FLEX HANDLE 10-13/16
21661	2PC PRY BAR SET BIMOLD HANDLES	B-110	3/8 DR. EXTENSION, 6	JHW-24	DEADBLOW HAMMER, 24 OZ	S-52EHA	1/2 DR ENCL HEAD RAT 10-3/8
23105	9-3/4 GROOVE JOINT PLIER 7 POS	B-115	3/8 DR. EXTENSION, 10 1/2	M-102	1/4 DR. EXTENSION, 2	WS-1168RC	8 PC RAT COMBO SET 12 PT
23106	11-3/4 GROOVE JOINT PLIER 7POS	B-118	3/8 DR. EXTENSION, 18	M-106A	1/4 DR SPINNER HANDLE	WS-1172SCA	SC COMB WRCH SET 15PC
23107	15-3/4 GROOVE JOINT PLIER 9POS	B-140A	3/8 DR. UNIVERSAL JOINT	M-115	1/4 DR. EXTENSION, 6	WS-1710A	OPEN END WRENCH SET 10 PCS
23303	CURV LCK PLIERS W/CUTTER 10"	B-15	3/8 DR. SPEEDER	M-140A	1/4 DR. UNIVERSAL JOINT	WSB-10RC	3/8 DR REG SKT SET, 12-PT, 10-piece
23304	STRAIGHT LCK PLIERS 7"	B-20A	3/8 DR. SLIDING T HANDLE	M-42A	1/4 DR. FLEX HANDLE	WSB-7A	3/8 DR HEX BIT SKT SET, 7-PC
23503	FRONT END STRIP-CUT/CRIMPER	B-52EHA	3/8 DR ENCLOSED HEAD RAT 8	M-52EHA	1/4 DR ENCL HEAD RATCHET 5	WSB-7U	3/8 DR UNIV SKT SET, 12-PT, 7-piece
24050	7 PC CUSH GRIP NUTDRIVER SET	BD-808	3/8 DR. STD SKT, 8-PT, 1/4	MSS-15RC	1/2 DR REG SKT SET, 12-PT, 15-Pieces	WSBD-9RC	3/8 DR DEEP SKT SET, 12-PT, 9-piece
28205	AVIATION SNIPS STRAIGHT CUT	BD-810	3/8 DR. STD SKT, 8-PT, 5/16	P-10	PIN PUNCH, 5/16 POINT, 6	WSH-22TB	WSH-22 WITH TOOLBOX
28301	STRAIGHT PATTERN SNIPS 7"	BD-812	3/8 DR. STD SKT, 8-PT, 3/8	P-12	SOLID PUNCH, 1/16 POINT, 5	WSM-11HRC	1/4 DR REG SKT SET, 6-PT, 11-Piece
28449	PUNCH / CHISEL HOLDER	C-12	COLD CHISEL, 3/8	P-14	SOLID PUNCH, 1/8 POINT, 5	WSMD-10HRC	1/4 DR. DEEP SKT SET, 6-PT, 10 Piece
33008	3/4F X 1/2M ADAPTER	C-15	COLD CHISEL, 7/16	P-16	SOLID PUNCH, 3/16 POINT, 5	WSS-15RC	1/2 DR REG SKT SET, 12-PT, 15-Pieces
40000	1/4 X 6 GASKET SCRAP BIMOLD HDL	C-44	CAPE CHISEL, 5/16	P-40	CENTER PUNCH, 3/8 POINT, 5	WSS-3XT	1/2 DR EXTENSION SET, 3-PC
40058	FOLDING UTILITY KNIFE BLUE ANO	C-60	DIAMOND POINT CHISEL, 1/4	P-8	PIN PUNCH, 1/4 POINT, 5-3/4	WSSS-6RC	1/2 DR HEX BIT SKT SET, 6-PC
40150	TELESCOPIC PICKUP BIMOLD HDL	C-715	ROLL BAR, 16	PL-116C	NEEDLE NOSE PLIERS, LG NOSE, 7		

## Contents: Advanced Maintenance Service Set WSC-277TB

Refer to Master Sets Section Page 30 for Photo and Description

Note: WSC-277 Includes All Tools Only, Without Tool Storage Cabinets

Product Code	Description	Product Code	Description	Product Code	Description	Product Code	Description
1020	OE WR 1/4x5/16	1723	OE WR 5/16x3/8	3832-22	Carbide Holesaw 7/8	B-52EHA	3/8Dr Encl Hd Rat 7-3/8
1027B	OE WR 5/8x11/16	1725B	OE WR 1/2x9/16	3832-25	Carbide Holesaw 1	B-52EHLA	3/8Dr Encl Hd Rat 10-1/2
1037	OE WR 1-1/16x1-1/4	1731	OE WR 3/4x13/16	3832-29	Carbide Holesaw 1 1/8	B-70	3/8Dr Ratchet Spinner
1038	OE WR 1-1/4x1-5/16	1-100-04-3-2	4 Hd SM File w/PIHdl	3832-32	Carbide Holesaw 1 1/4	BA-10A	3/8Dr HexBtSk 5/16
1033A	OE WR 7/8x15/16	1-111-04-3-2	4 WRD SM File w/PIHdl	3832-38	Carbide Holesaw 1 1/2	BA-12A	3/8Dr HexBtSk 3/8
1033C	OE WR 15/16x1	1-160-04-3-2	4 SQ SM File w/PIHdl	3834-ADP	Holesaw Adp	BA-4A	3/8Dr HexBtSk 1/8
1037B	OE WR 1-1/8x1-3/16	1-170-04-3-2	4 3 SQ SM File w/PIHdl	3834-ARBR-730	Arbor	BA-5A	3/8Dr HexBtSk 5/32
11312	Midget Comb WR 12pt 3/8	1-210-04-3-2	4 1/2RD SM File w/PIHdl	4-2F	1/2Dr Im ADprt 1/2 F 3/8	BA-6A	3/8Dr HexBtSk 3/16
11314	Midget Comb WR12pt 7/16	1-230-04-3-2	4 RD SM File w/PIHdl	625	Scrp	BA-7A	3/8Dr HexBtSk 7/32
11316	Midget Comb WR12pt 1/2	23152	SideCut Slt Pls 7-1/2	7029B	BxWR 12pt 11/16x3/4	BA-8A	3/8Dr HexBtSk 1/4
11318	Midget Comb WR 12pt 9/16	23303	Curv Lock Pls W/Ctr10	7033C	BxWR 12pt 15/16x1	BD-1208	3/8Dr Dp Skt12pt 1/4
11320	Midget Comb WR 12pt 5/8	23303	Curv Lock Pls 10	7038	BxWR 12pt1-1/8x1-3/8	BD-1210	3/8Dr Dp Skt12pt 5/16
11322	Midget Comb WR12pt 11/16	23310	Lg Lock Pls W/Ctr 9	7039B	BxWR 12pt1-1/4x1-5/8	BD-1212	3/8Dr Dp Skt12pt 3/8
11324	Midget Comb WR12pt 3/4	23503	Wire Stripper / Crimper	7723	BxWR 12pt 3/8x7/16	BD-1214	3/8Dr Dp Skt12pt 7/16
12125C	Comb WR 12pt 3/8	24401	3/16x3 Ntdrv Csh Gr	7725B	BxWR 12pt 1/2x9/16	BD-1216	3/8Dr Dp Skt12pt 1/2
12145C	Comb WR 12pt 7/16	24403	1/4x3 Ntdrv Csh Gr	7727A	BxWR 12pt 5/8x11/16	BD-1218	3/8Dr Dp Skt12pt 9/16
12165C	Comb WR 12pt 1/2	24405	5/16x3 Ntdrv Csh Gr	7731B	BxWR 12pt 15/16x1	BD-1220	3/8Dr Dp Skt12pt 5/8
12185C	Comb WR 12pt 9/16	24407	11/32x3 Ntdrv Csh Gr	B-108	3/8Dr Ext 3	BD-1222	3/8Dr Dp Skt12pt11/16
12205C	Comb WR 12pt 5/8	24409	3/8x3 Ntdrv Csh Gr	B-110	3/8Dr Ext 6	BD-1224	3/8Dr Dp Skt12pt 3/4
12225C	Comb WR 12pt 11/16	24411	7/16x3 Ntdrv Csh Gr	B-115	3/8Dr Ext 10 1/2	BD-1226	3/8Dr Dp Skt12pt13/16
12245C	Comb WR 12pt 3/4	24413	1/2x3 Ntdrv Csh Gr	B-1208	3/8Dr Skt12pt 1/4	BD-1228	3/8Dr Dp Skt12pt 7/8
12265C	Comb WR 12pt 13/16	2-4A	3/8Dr Im ADprt 3/8F 1/2M	B-1210	3/8Dr Skt12pt 5/16	BD-1230	3/8Dr Dp Skt12pt 5/16
12285C	Comb WR 12pt 7/8	2-610	3/8Dr ImSkt6pt 5/16	B-1211	3/8Dr Skt12pt 11/32	BD-1232	3/8Dr Dp Skt12pt 1/2
12305C	Comb WR 12pt 15/16	2-612	3/8Dr ImSkt6pt 3/8	B-1212	3/8Dr Skt12pt 3/8	BD-808	3/8Dr Skt 8-Pt 1/4
12325C	Comb WR 12pt 1	2-614	3/8Dr ImSkt6pt 7/16	B-1214	3/8Dr Skt12pt 7/16	BD-810	3/8Dr Skt 8-Pt 5/16
12-610	3/8Dr DplmSkt6pt 5/16	2-616	3/8Dr ImSkt6pt 1/2	B-1216	3/8Dr Skt12pt 1/2	BD-812	3/8Dr Skt 8-Pt 3/8
12-612	3/8Dr DplmSkt6pt 3/8	2-618	3/8Dr ImSkt6pt 9/16	B-1218	3/8Dr Skt12pt 9/16	BD-814	3/8Dr Skt 8-Pt 7/16
12-614	3/8Dr DplmSkt6pt 7/16	2-620	3/8Dr ImSkt6pt 5/8	B-1220	3/8Dr Skt12pt 5/8	BD-816	3/8Dr Skt 8-Pt 1/2
12-616	3/8Dr DplmSkt6pt 1/2	2-622	3/8Dr ImSkt6pt 11/16	B-1222	3/8Dr Skt12pt 11/16	BFE-8	3/8Dr Fible Ext 8
12-618	3/8Dr DplmSkt6pt 9/16	2-624	3/8Dr ImSkt6pt 3/4	B-1224	3/8Dr Skt12pt 3/4	BU-1212	3/8Dr U-Skt12pt 3/4
12-620	3/8Dr DplmSkt6pt 5/8	2744	Multi Purpose Shear	B-1226	3/8Dr Skt12pt 13/16	BU-1214	3/8Dr U-Skt12pt 7/8
12-622	3/8Dr DplmSkt6pt 11/16	28201	Metal Shear Left	B-1228	3/8Dr Skt12pt 7/8	BU-1216	3/8Dr U-Skt12pt 1
12-624	3/8Dr DplmSkt6pt 3/4	28203	Metal Shear Right	B-140A	3/8Dr U-Joint	BU-1218	3/8Dr U-Skt12pt 9/16
13408A	Adj WR 8 Chr	28205	Metal Shear Str	B-15	3/8Dr Speeder	BU-1220	3/8Dr U-Skt12pt 5/8
13415A	Adj WR 15 Chr	28449	Pch / Chs Holder	B-20A	3/8Dr Sliding T Hdle	BU-1222	3/8Dr U-Skt12pt 1
13424A	Adj WR 24 Chr	325	Hksw	B-40A	3/8Dr FlHdl	BU-1224	3/8Dr U-Skt12pt 3/4

All master set contents are subject to change over time, for updated information contact customer service or visit our website [snapon.com/industrialbrands](http://snapon.com/industrialbrands)

## Contents: Advanced Maintenance Service Set WSC-277TB (con't)

Product Code	Description	Product Code	Description	Product Code	Description	Product Code	Description
C-12	Cd Chs 3/8	M-52EHA	1/4Dr Encl Hd Ratchet 5	S-15A	1/2Dr Speeder 18-7/8	ST-1220	1/2Dr Skt12pt 5/8
C-15	Cd Chs 7/16	MD-1210	1/4Dr Dp Skt12pt 5/16	S-20A	1/2Dr Sliding T Hdle	ST-1222	1/2Dr Skt12pt 11/16
C-20	Cd Chs 5/8	MD-1211	1/4Dr Dp Skt12pt 11/3	S-41AA	1/2Dr FHDl 17	ST-1224	1/2Dr Skt12pt 3/4
C-24	Cd Chs 3/4	MD-1212	1/4Dr Dp Skt12pt 3/8	S-52EHA	1/2Dr Encl Hd Rat 7-3/	ST-1226	1/2Dr Skt12pt 13/16
GS-1	Master Feeler Gauge Set	MD-1214	1/4Dr Dp Skt12pt 7/16	SA-10A	1/2Dr HexBISkt 5/16	ST-1228	1/2Dr Skt12pt 7/8
GS-3	Comb Feeler Gauge Set	MD-1216	1/4Dr Dp Skt12pt 1/2	SA-12A	1/2Dr HexBISkt 3/8	ST-1230	1/2Dr Skt12pt 15/16
GSC-12	GsktScpr-8-3/4x1 1/2	MD-1218	1/4Dr Dp Skt12pt 9/16	SA-16A	1/2Dr HexBISkt 1/2	ST-1232	1/2Dr Skt12pt 1-1/
HBP-2-0A	Bl PN Hmr 12oz	P-10	Pinch 5/16 PT 6	SA-18A	1/2Dr HexBISkt 9/16	ST-1234	1/2Dr Skt12pt 1-1/8
HBP-2A	Bl PN Hmr 1-1/2Lb	P-14	Sldpch 1/8 PT 5	SA-20A	1/2Dr HexBISkt 5/8	ST-1236	1/2Dr Skt 8-Pt 1-1/8
HK-050	L-Type Hex Key 050	P-15	Sldpch 5/32 PT 5	SD-1216	1/2Dr Dp Skt12pt 9/16	ST-1238	1/2Dr Skt12pt 1-3/1
HK-1/16	L-Type Hex Key 1/16	P-16	Sldpch 3/16 PT 5	SD-1218	1/2Dr Dp Skt12pt 5/8	ST-1240	1/2Dr Skt12pt 1-1/4
HK-1/4	L-Type Hex Key 1/4	P-17	Sldpch 1/4 PT 5	SD-1220	1/2Dr Dp Skt12pt 11/1	ST-1242	1/2Dr Skt12pt 1-5/1
HK-1/8	L-Type Hex Key 1/8	P-18	Sldpch 3/8 PT 5	SD-1222	1/2Dr Dp Skt12pt 3/4	ST-812	1/2Dr Skt 8-Pt 3/8
HK-3/16	L-Type Hex Key 3/16	P-39	Centerpch5/16PT4-1/4	SD-1224	1/2Dr Dp Skt12pt 25/3	ST-814	1/2Dr Skt 8-Pt 7/16
HK-3/32	L-Type Hex Key 3/32	P-4	Pinch 1/8 PT 4-3/4	SD-1226	1/2Dr Dp Skt12pt 13/1	ST-816	1/2Dr Skt 8-Pt 1/2
HK-3/8	L-Type Hex Key 3/8	P-40	Centerpch 3/8 PT 5	SD-1228	1/2Dr Dp Skt12pt 7/8	ST-818	1/2Dr Skt 8-Pt 9/16
HK-5/32	L-Type Hex Key 5/32	P-5	Pinch 5/32 PT 5	SD-1230	1/2Dr Dp Skt12pt 15/1	ST-820	1/2Dr Skt 8-Pt 5/8
HK-5/64	L-Type Hex Key 5/64	P-6	Pinch 3/16 PT 5-1/4	SD-1232	1/2Dr Dp Skt12pt 1	ST-822	1/2Dr Skt 8-Pt 11/16
HK-7/32	L-Type Hex Key 7/32	P-8	Pinch 1/4 PT 5-3/4	SD-1234	1/2Dr Dp Skt12pt 1-1/	ST-824	1/2Dr Skt 8-Pt 3/4
HK-7/64	L-Type Hex Key 7/64	PL-126C	Crv Chain Nose Pls6-1/4	SD-1236	1/2Dr Dp Skt12pt 1-1/	ST-826	1/2Dr Skt 8-Pt 13/16
HK-9/64	L-Type Hex Key 9/64	PL-149C	Duckbill Pls Sh Nose 8	SDE-43	Scr Electr 3	ST-828	1/2Dr Skt 8-Pt 7/8
JHW-24	Deadblow Hmr 24oz	PL-1523C	Ut Superjoint Pls 12	SDF-1-3	Scr Ph 1-Pt 3	ST-830	1/2Dr Skt 8-Pt 15/16
M-102	1/4Dr Ext 2	PL-1524C	Ut Superjoint Pls 16	SDP-2-4	Scr Ph 2-Pt 4	ST-832	1/2Dr Skt 8-Pt 1
M-104	1/4Dr Ext 4	PL-47C	Diag Cut Pls Reg 7	SDP-2-8	Scr Ph 2-Pt	W40RC7	40" Roll Cabinet
M-106A	1/4Dr Spinner Hdle	PL-57C	Diag Cut Pls Hi Lvrg	SDP-3-6	Scr Ph 3-Pt 6	W40TC4	40 Top Chest
M-115	1/4Dr Ext 6	PL-77C	Chn Noss PxlxL Nose 7-3	SDR-22	Scr RD 3"	WRS-1	Rat Scr
M-1208	1/4Dr Skt12pt 1/4	RB-1214	RatBxWR 6pt 3/8x7/1	SDR-24	Scr RD 4	XFN-0810	FL NUT WR 1/4x5/16
M-1210	1/4Dr Skt12pt 5/16	RB-1618	RatBxWR 6pt 1/2x9/1	SDR-26	Scr RD 6	XFN-1214	FL NUT WR 3/8x7/16
M-1211	1/4Dr Skt12pt 11/32	RB-2022	RatBxWR 12pt 5/8x11	SDR-28	Scr RD 8	XFN-1618	FL NUT WR 1/2x9/16
M-1212	1/4Dr Skt12pt 3/8	RB-2428	RatBxWR 12pt 3/4x7/	SDR-30	Scr RD 10	XFN-2022	FL NUT WR 5/8x11/16
M-1214	1/4Dr Skt12pt 7/16	RB-810	RatBxWR 6pt 1/4x5/1	ST-1212	1/2Dr Skt12pt 3/8	XFN-2432	FL NUT WR 3/4x1
M-1216	1/4Dr Skt12pt 1/2	S-102P	1/2Dr Ext 2	ST-1214	1/2Dr Skt12pt 7/16		
M-1218	1/4Dr Skt12pt 9/16	S-110P	1/2Dr Ext 5-1/2	ST-1216	1/2Dr Skt12pt 1/2		
M-140A	1/4Dr U-Joint	S-140A	1/2Dr U-Joint	ST-1218	1/2Dr Skt12pt 9/16		

## Contents: General Maintenance Tool Set WSC-238TB

Refer to Master Sets Section Page 33 for Photo and Description

Note: WSC-238 Includes All Tools Only, Without Tool Storage Cabinets

Product Code	Description	Product Code	Description	Product Code	Description	Product Code	Description
10600	Flare Nut Wrench 3/8 X 7/16"	24229A	Screwdr 1/4X6" Round Slotted	31112	3/8" Dr Std Socket 6-Pt 3/8"	32521	1/2" Dr Std Socket 6-Pt 21MM
10602	Flare Nut Wrench 1/2 X 9/16"	24237A	Screwdr 5/16X6" Round Slotted	31116	3/8" Dr Std Socket 6-Pt 1/2"	32522	1/2" Dr Std Socket 6-Pt 22MM
10604	Flare Nut Wrench 5/8 X 11/16"	24247A	Screwdr #1 X 1-1/2 Phillips®	31118	3/8" Dr Std Socket 6-Pt 9/16"	32523	1/2" Dr Std Socket 6-Pt 23MM
10606	Flare Nut Wrench 3/4 X 7/8"	24249A	Screwdr #1 X 3 Phillips®	31120	3/8" Dr Std Socket 6-Pt 5/8"	32524	1/2" Dr Std Socket 6-Pt 24MM
10652	Flare Nut Wrench 10MM X 12MM	24249A	Screwdr #1 X 3 Phillips®	31122	3/8" Dr Std Socket 6-Pt 11/16"	32526	1/2" Dr Std Socket 6-Pt 26MM
10654	Flare Nut Wrench 13MM X 14MM	24253A	Screwdr #2 X 4 Phillips®	31126	3/8" Dr Std Socket 6-Pt 13/16"	32527	1/2" Dr Std Socket 6-Pt 27MM
10656	Flare Nut Wrench 15MM X 17MM	24259A	Screwdr #3 X 6 Phillips®	31301	3/8" Dr Spark Plug Socket 5/8"	32528	1/2" Dr Std Socket 6-Pt 28MM
10658	Flare Nut Wrench 19MM X 21MM	24263A	Screwdr Torx® #T10 X 4	31303	3/8" Dr Spark Plug Socket 13/16"	32530	1/2" Dr Std Socket 6-Pt 30MM
11108	Combo Wrench 12 Pt 1/4"	24265A	Screwdr Torx® #T15 X 4	31528	3/8" Dr Std Flex Skt 6-Pt 8MM	32532	1/2" Dr Std Socket 6-Pt 32MM
11110	Combo Wrench 12 Pt 5/16"	24267A	Screwdr Torx® #T20 X 4	31530	3/8" Dr Std Flex Skt 6-Pt 10MM	35040	1/4" Dr Slotted Bit Socket 5/32"
11112	Combo Wrench 12 Pt 3/8"	24269A	Screwdr Torx® #T25 X 4	31531	3/8" Dr Std Flex Skt 6-Pt 11MM	35041	1/4" Dr Slotted Bit Socket 7/32"
11114	Combo Wrench 12 Pt 7/16"	24271A	Screwdr Torx® #T27 X 4	31532	3/8" Dr Std Flex Skt 6-Pt 12MM	35042	1/4" Dr Slotted Bit Socket 9/32"
11116	Combo Wrench 12 Pt 1/2"	24273A	Screwdr Torx® #T30 X 4	31533	3/8" Dr Std Flex Skt 6-Pt 13MM	35051	1/4" Dr Phillips® Bit Socket #1
11118	Combo Wrench 12 Pt 9/16"	30002	1-1/2 Ext 1/4Dr	31534	3/8" Dr Std Flex Skt 6-Pt 14MM	35052	1/4" Dr Phillips® Bit Socket #2
11120	Combo Wrench 12 Pt 5/8"	30003	1/4" Dr Extension 3"	31535	3/8" Dr Std Flex Skt 6-Pt 15MM	35053	3-PT PHILLIPS BIT SKT 1/4 DR
11122	Combo Wrench 12 Pt 11/16"	30004	1/4" Dr Extension 6"	31536	3/8" Dr Std Flex Skt 6-Pt 16MM	35079	T8 TORX BIT SKT 1/4 DR
11124	Combo Wrench 12 Pt 3/4"	30007	1/4" Dr Uni Joint	31537	3/8" Dr Std Flex Skt 6-Pt 17MM	35081	1/4" Dr Torx Bit Socket T10
11126	Combo Wrench 12 Pt 13/16"	30008	1/4" Dr Sliding T-Handle	31538	3/8" Dr Std Flex Skt 6-Pt 18MM	35081	1/4" Dr Torx Bit Socket T15
11128	Combo Wrench 12 Pt 7/8"	30010	1/4 DR SPINNER	31539	3/8" Dr Std Flex Skt 6-Pt 19MM	35082	1/4" Dr Torx Bit Socket T20
11130	Combo Wrench 12 Pt 15/16"	30011	1/4" Dr Ratchet 60 Tooth 5-1/4"	32001	1/2" Dr Ratchet 9-7/8"	35083	1/4" Dr Torx Bit Socket T25
11132	Combo Wrench 12 Pt 1"	30604	1/4" Dr Std Socket 12-Pt 4MM	32003	1/2" Dr Extension 6"	35084	1/4" Dr Torx Bit Socket T27
11506	Combo Wrench 12 Pt 6MM	30605	1/4" Dr Std Socket 12-Pt 5MM	32004	1/2" Dr Extension 10"	35085	1/4" Dr Torx Bit Socket T30
11507	Combo Wrench 12 Pt 7MM	30606	1/4" Dr Std Socket 12-Pt 6MM	32005	1/2" Dr Flex Handle 15-1/2"	35186	3/8" Dr Torx Bit Socket T45
11508	Combo Wrench 12 Pt 8MM	30607	1/4" Dr Std Socket 12-Pt 7MM	32006	1/2" Dr Uni Joint	35188	3/8" Dr Torx Bit Socket T50
11509	Combo Wrench 12 Pt 9MM	30608	1/4" Dr Std Socket 12-Pt 8MM	32112	1/2" Dr Std Socket 6-Pt 3/8"	35286	1/2" Dr Torx Bit Socket T55
11510	Combo Wrench 12 Pt 10MM	30609	1/4" Dr Std Socket 12-Pt 9MM	32114	1/2" Dr Std Socket 6-Pt 7/16"	35287	1/2" Dr Torx Bit Socket T60
11511	Combo Wrench 12 Pt 11MM	30610	1/4" Dr Std Socket 12-Pt 10MM	32116	1/2" Dr Std Socket 6-Pt 1/2"	7224	Quick Adjust Water Pump Plier
11512	Combo Wrench 12 Pt 12MM	30611	1/4" Dr Std Socket 12-Pt 11MM	32118	1/2" Dr Std Socket 6-Pt 9/16"	8033A	Box Wrench 12-Pt 7/8 X 15/16"
11513	Combo Wrench 12 Pt 13MM	30612	1/4" Dr Std Socket 12-Pt 12MM	32120	1/2" Dr Std Socket 6-Pt 5/8"	8720	Box Wrench 12-Pt 1/4 X 5/16"
11514	Combo Wrench 12 Pt 14MM	30613A	1/4" Dr Std Socket 12-Pt 13MM	32122	1/2" Dr Std Socket 6-Pt 11/16"	8723	Box Wrench 12-Pt 3/8 X 7/16"
11515	Combo Wrench 12 Pt 15MM	30614	1/4" Dr Std Socket 12-Pt 14MM	32124	1/2" Dr Std Socket 6-Pt 3/4"	8725	Box Wrench 12-Pt 7/16 X 1/2"
11516	Combo Wrench 12 Pt 16MM	30699	1/4" Dr Std Socket 12-Pt 5.5MM	32126	1/2" Dr Std Socket 6-Pt 13/16"	8725B	Box Wrench 12-Pt 1/2 X 9/16"
11517	Combo Wrench 12 Pt 17MM	30705	1/4" Dr Deep Socket 6-Pt 5MM	32128	1/2" Dr Std Socket 6-Pt 7/8"	8727A	Box Wrench 12-Pt 5/8 X 13/16"
11518	Combo Wrench 12 Pt 18MM	30706	1/4" Dr Deep Socket 6-Pt 6MM	32130	1/2" Dr Std Socket 6-Pt 15/16"	8729A	Box Wrench 12-Pt 11/16 X 11/16"
11519	Combo Wrench 12 Pt 19MM	30707	1/4" Dr Deep Socket 6-Pt 7MM	32132	1/2" Dr Std Socket 6-Pt 1"	900T-020-100	T Handle Hex 2
11520	Combo Wrench 12 Pt 20MM	30708	1/4" Dr Deep Socket 6-Pt 8MM	32134	1/2" Dr Std Socket 6-Pt 1-1/16"	900T-025-100	T Handle Hex 2.5
11521	Combo Wrench 12 Pt 21MM	30709	1/4" Dr Deep Socket 6-Pt 9MM	32136	1/2" Dr Std Socket 6-Pt 1-1/8"	900T-030-100	T Handle Hex 3
11522	Combo Wrench 12 Pt 22MM	30710	1/4" Dr Deep Socket 6-Pt 10MM	32138	1/2" Dr Std Socket 6-Pt 1-3/16"	900T-040-150	T Handle Hex 4
11523	Combo Wrench 12 Pt 23MM	30711	1/4" Dr Deep Socket 6-Pt 11MM	32140	1/2" Dr Std Socket 6-Pt 1-1/4"	900T-050-150	T Handle Hex 5
13410A	Chrome Adj. Wrench 10"	30712	1/4" Dr Deep Socket 6-Pt 12MM	32510	1/2" Dr Std Socket 6-Pt 10MM	900T-060-200	T Handle Hex 6
20651	48 Oz Cross Pain HaMMer	30713	1/4" Dr Deep Socket 6-Pt 13MM	32511	1/2" Dr Std Socket 6-Pt 11MM	900T-080-200	T Handle Hex 8
23102	8" Slip Joint Plier	30755	1/4" Dr Deep Socket 6-Pt 5.5MM	32512	1/2" Dr Std Socket 6-Pt 12MM	900T-094	T Handle Hex 3/32
23303	Curved-Jaw Locking Pliers /w Cutter 10"	30904	1/4" Dr Hex Bit Socket Set 6 Pcs	32513	1/2" Dr Std Socket 6-Pt 13MM	900T-100-200	T Handle Hex 10
23407	7" Hvy Duty Diagonal Cutting 6-1/4" Bent Nose	30908	1/4" Dr Torx Bit Socket Set 6 Pcs	32514	1/2" Dr Std Socket 6-Pt 14MM	900T-109	T Handle Hex 7/64
23409	6-1/4" Bent Nose	31001	3/8" Dr Ratchet 7-3/4"	32515	1/2" Dr Std Socket 6-Pt 15MM	900T-125	T Handle Hex 1/8
23411	8" Long Nose	31002	3/8" Dr Extension 3"	32516	1/2" Dr Std Socket 6-Pt 16MM	900T-156	T Handle Hex 5/32
24203A	Screwdr 3/16X1-1/2" Round Slotted	31003	3/8" Dr Extension 6"	32517	1/2" Dr Std Socket 6-Pt 17MM	900T-188	T Handle Hex 3/16
24205A	Screwdr 3/16X4" Round Slotted	31004	3/8" Dr Extension 10"	32518	1/2" Dr Std Socket 6-Pt 18MM	900T-219	T Handle Hex 7/32
24209A	Screwdr 3/16X6" Round Slotted	31006	3/8" Dr Uni Joint	32519	1/2" Dr Std Socket 6-Pt 19MM	900T-250	T Handle Hex 1/4
24215A	Screwdr 3/16X9" Round Slotted	31009	3/8" Dr Adaptor 3/8 F X 1/2 M	32520	1/2" Dr Std Socket 6-Pt 20MM	900T-313	T Handle Hex 20 5/16"
24219A	Screwdr 1/4X4" Round Slotted	31108	3/8" Dr Std Socket 6-Pt 1/4"	32521	1/2" Dr Std Socket 6-Pt 21MM	900T-375	T Handle Hex.24 3/8"

All master set contents are subject to change over time, for updated information contact customer service or visit our website [snapon.com/industrialbrands](http://snapon.com/industrialbrands)

## Contents: General Maintenance Tool Set WSC-238TB (con't)

Product Code	Description	Product Code	Description	Product Code	Description	Product Code	Description
BE-8600	Screwdr Phillips® Ergo® #0 X 6-1/2"	BWM-2124	Dbl Box Wrench 21MM X 24MM	C-36	Cold Chisel 1-1/8"	P-8	Pin Punch 1/4" Pt 5-3/4"
BE-8908	Screwdr Torx® Ergo® #8 X 6-1/2"	BWM-2224	Dbl Box Wrench 22MM X 24MM	C-46	Cape Chisel 3/8"	PL-1626	Snap Ring Pliers - 0°
BE-8940	Screwdr Torx® Ergo® #40 X 12-1/2"	C-20	Cold Chisel 5/8"	JHW-16	Deadblow Hammer 16 Oz	PL-1626	Snap Ring Pliers - 0°
BWM-0810	Dbl Box Wrench 8MM X 10MM	C-20	Cold Chisel 5/8"	P-10	Pin Punch 5/16" Pt. 6"	PL-1628	Snap Ring Pliers - 90°
BWM-1011	Dbl Box Wrench 10MM X 11MM	C-24	Cold Chisel 3/4"	P-25	Long Taper Punch 3/32" Pt 9"	PL-1628	Snap Ring Pliers - 90°
BWM-1213	Dbl Box Wrench 12MM X 13MM	C-24	Cold Chisel 3/4"	P-25	Long Taper Punch 5/32" Pt 9"	W40RC7	40" Roll Cabinet
BWM-1415	Dbl Box Wrench 14MM X 15MM	C-28	Cold Chisel 7/8"	P-26	Long Taper Punch 3/16" Pt10"	W40TC4	40 Top Chest
BWM-1618	Dbl Box Wrench 16MM X 17MM	C-32	Cold Chisel 1"	P-42	Center Punch 1/2" Pt 6"		
BWM-1821	Dbl Box Wrench 18MM X 21MM	C-32	Cold Chisel 1"	P-6	Pin Punch 3/16" Pt 5-1/4"		

## Contents: Maintenance Tool Set WSC-231TB

Refer to Master Sets Section Page 34 for Photo and Description

Note: WSC-231 Includes All Tools Only, Without Tool Storage Cabinets

Product Code	Description	Product Code	Description	Product Code	Description	Product Code	Description
1020	Open End Wr 1/4 X 5/16"	24409	NutDrr 3/8 X 3" Cushion Grip	31009	3/8" F X 1/2" M Adapter	32130	1/2 Dr Std Soc 6-Pt 15/16"
1033C	Open End Wr 15/16 X 1"	24411	NutDrr 7/16 X 3" Cushion Grip	31013	3/8" Dr. 1/4" Bit Holder	32132	1/2 Dr Std Soc 6-Pt 1"
1037	Open End Wr 1-1/16 X 1-1/4"	24413	NutDrr 1/2 X 3" Cushion Grip	31108	1/4" Std 6Pt Skt 3/8" Dr	32134	1/2 Dr Std Soc 6-Pt 1-1/16"
1037B	Open End Wr 1-1/8 X 1-3/16"	24803	1/4" X 1" Hex Bit, Slotted 5/32"	31110	5/16" Std 6Pt Skt 3/8" Dr	32136	1/2 Dr Std Soc 6-Pt 1-1/8"
11312	Stubby Combo Wr 3/8"	24805	1/4" X 1" Hex Bit, Slotted 3/16"	31112	3/8" Std 6Pt Skt 3/8" Dr	32138	1/2 Dr Std Soc 6-Pt 1-3/16"
11314	Stubby Combo Wr 7/16"	24807	1/4" X 1" Hex Bit, Slotted 1/4"	31114	7/16" Std 6Pt Skt 3/8" Dr	32140	1/2 Dr Std Soc 6-Pt 1-1/4"
11316	Stubby Combo Wr 1/2"	24809	1/4" X 1" Hex Bit, Phillip #0	31116	1/2" Std 6Pt Skt 3/8" Dr	35100	3/8" Dr Hex Bit Skt 1/8"
11318	Stubby Combo Wr 9/16"	24811	1/4" X 1" Hex Bit, Phillip #1	31118	9/16" Std 6Pt Skt 3/8" Dr	35101	3/8" Dr Hex Bit Skt 9/64"
11320	Stubby Combo Wr 5/8"	24813	1/4" X 1" Hex Bit, Phillip #2	31120	5/8" Std 6Pt Skt 3/8" Dr	35102	3/8" Dr Hex Bit Skt 5/32"
11322	Stubby Combo Wr 11/16"	24815	1/4" X 1" Hex Bit, Phillip #3	31122	11/16" Std 6Pt Skt 3/8" Dr	35103	3/8" Dr Hex Bit Skt 3/16"
11324	Stubby Combo Wr 3/4"	24819	1/4" X 1" Hex Bit, Square #1	31124	3/4" Std 6Pt Skt 3/8" Dr	35104	3/8" Dr Hex Bit Skt 7/32"
11952	3/8 Cmb Wr Offset	24821	1/4" X 1" Hex Bit, Square #2	31126	13/16" Std 6Pt Skt 3/8" Dr	35105	3/8" Dr Hex Bit Skt 1/4"
11953	7/16 Cmb Wr Offset	24911	1/4 X 1 Hex Bit Hex 1/8	31128	7/8" Std 6Pt Skt 3/8" Dr	35106	3/8" Dr Hex Bit Skt 5/16"
11954	1/2 Cmb Wr Offset	24915	1/4 X 1 Hex Bit Hex 5/32	31130	15/16" Std 6Pt Skt 3/8" Dr	35107	3/8" Dr Hex Bit Skt 3/8"
11955	9/16 Cmb Wr Offset	24919	1/4 X 1 Hex Bit Hex 7/32	31132	1" Std 6Pt Skt 3/8" Dr	50871	27" Top Chest
11956	5/8 Cmb Wr Offset	24921	1/4 X 1 Hex Bit Hex 1/4	31408	3/8" Dr Dp Skt 12-Pt 1/4"	50901	27" Roll Cabinet
11957	11/16 Cmb Wr Offset	28201	Aviation Snips Left Cut	31410	3/8" Dr Dp Skt 12-Pt 5/16"	625	Carbide Scraper ergo® 1"
11958	3/4 Cmb Wr Offset	28203	Aviation Snips Right Cut	31412	3/8" Dr Dp Skt 12-Pt 3/8"	7723	Box Wr 12-Pt 3/8 X 7/16"
11959	13/16 Cmb Wr Offset	28205	Aviation Snips Straight Cut	31414	3/8" Dr Dp Skt 12-Pt 7/16"	7725B	Box Wr 12-Pt 1/2 X 9/16"
11960	7/8 Cmb Wr Offset	28449	Punch / Chisel Holder	31416	3/8" Dr Dp Skt 12-Pt 1/2"	BA-4A	3/8 Dr Hex Bit Skt 1/8"
11961	Combo Wr Offset 15/16"	306	Hacksaw Frame	31418	3/8" Dr Dp Skt 12-Pt 9/16"	BA-5A	3/8 Dr Hex Bit Skt 5/32"
11962	Combo Wr Offset 1"	30001	1/4 Dr Pear Head Ratchet 5-1/4	31420	3/8" Dr Dp Skt 12-Pt 5/8"	BA-6A	3/8 Dr Hex Bit Skt 3/16"
1-100-04-3-2	4 Hd SM File w/PIHdl	30002	1-1/2 In 1/4 Dr Ext	31422	3/8" Dr Dp Skt 12-Pt 11/16"	BA-7A	3/8 Dr Hex Bit Skt 7/32"
1-111-04-3-2	4 WRD SM File w/PIHdl	30004	6 In 1/4 Dr Ext	31424	3/8" Dr Dp Skt 12-Pt 3/4"	BA-8A	3/8 Dr Hex Bit Skt 1/4"
1-160-04-3-2	4 SQ SM File w/PIHdl	30005	6 In 1/4 Dr Flex Bar	31506	6Mm Std 6Pt Skt 3/8" Dr	BA-10A	3/8 Dr Hex Bit Skt 5/16"
1-170-04-3-2	4 3 SQ SM File w/PIHdl	30006	1/4 Dr Spinner Handle	31507	7Mm Std 6Pt Skt 3/8" Dr	BA-12A	3/8 Dr Hex Bit Skt 3/8"
1-210-04-3-2	4 1/2RD SM File w/PIHdl	30007	1/4 Dr Universal Joint	31508	8Mm Std 6Pt Skt 3/8" Dr	BU-1212	3/8" Dr Univ Skt 12-Pt 3/8"
1-230-04-3-2	4 RD SM File w/PIHdl	30106	3/16 Std 6Pt Skt 1/4 Dr	31509	9Mm Std 6Pt Skt 3/8" Dr	BU-1214	3/8" Dr Univ Skt 12-Pt 7/16"
13408A	8 Adj Wrench Polished Head	30107	7/32 Std 6Pt Skt 1/4 Dr	31510	10Mm Std 6Pt Skt 3/8" Dr	BU-1216	3/8" Dr Univ Skt 12-Pt 1/2"
1723	Open End Wr 3/8 X 7/16"	30108	1/4 Std 6Pt Skt 1/4 Dr	31511	11Mm Std 6Pt Skt 3/8" Dr	BU-1218	3/8" Dr Univ Skt 12-Pt 9/16"
1725	Open End Wr 7/16 X 1/2"	30109	9/32 Std 6Pt Skt 1/4 Dr	31512	12Mm Std 6Pt Skt 3/8" Dr	BU-1220	3/8" Dr Univ Skt 12-Pt 5/8"
1725B	Open End Wr 1/2 X 9/16"	30110	5/16 Std 6Pt Skt 1/4 Dr	31513	13Mm Std 6Pt Skt 3/8" Dr	BU-1222	3/8" Dr Univ Skt 12-Pt 11/16"
1727	Open End Wr 9/16 X 5/8"	30111	11/32 Std 6Pt Skt 1/4 Dr	31514	14Mm Std 6Pt Skt 3/8" Dr	BU-1224	3/8" Dr Univ Skt 12-Pt 3/4"
1729B	Open End Wr 11/16 X 3/4"	30112	3/8 Std 6Pt Skt 1/4 Dr	31515	15Mm Std 6Pt Skt 3/8" Dr	C-10	Cold Chisel 5/16"
1731B	Open End Wr 13/16 X 7/8"	30114	7/16 Std 6Pt Skt 1/4 Dr	31516	16Mm Std 6Pt Skt 3/8" Dr	C-16	Cold Chisel 1/2"
20002	C-Clamp Copper Screw 2"	30116	1/2 Std 6Pt Skt 1/4 Dr	31517	17Mm Std 6Pt Skt 3/8" Dr	C-24	Cold Chisel 3/4"
20006	C-Clamp Copper Screw 6"	30118	9/16 Std 6Pt Skt 1/4 Dr	31518	18Mm Std 6Pt Skt 3/8" Dr	GSC-12	Gasket Scraper-8-3/4 X 1 1/2"
20543	12 Oz Ball Pein Hammer	30306	3/16 Dp 6Pt Skt 1/4 Dr	31519	19Mm Std 6Pt Skt 3/8" Dr	HK-050	L-Type Hex Key .050
23102	8 Slip Joint	30307	7/32 Dp 6Pt Skt 1/4 Dr	32001	1/2 Dr Ratchet 9-7/8"	HK-1/16	L-Type Hex Key 1/16
23105	9-3/4 Groove Jt Plier 7 Pos	30308	1/4 Dp 6Pt Skt 1/4 Dr	32002	3 In 1/2 Dr Ext	HK-5/64	L-Type Hex Key 5/64
23406	6-1/4" Dia Cut	30309	9/32 Dp 6Pt Skt 1/4 Dr	32003	6 In 1/2 Dr Ext	HK-3/32	L-Type Hex Key 3/32
23407	6-1/4 Dia Cut Dipped Hdl Th	30310	1/4 Dp 6Pt Skt 1/4 Dr	32004	10 In 1/2 Dr Ext	HK-7/64	L-Type Hex Key 7/64
23409	6-1/4 Dia Cut Dipped Hdl Th	30311	11/32 Dp 6Pt Skt 1/4 Dr	32005	15 In 1/2 Dr Flex Bar	HK-1/8	L-Type Hex Key 1/8
24205A	Scr 3/16X4" Round Slt	30312	3/8 Dp 6Pt Skt 1/4 Dr	32006	1/2 Dr Universal Joint	HK-9/64	L-Type Hex Key 9/64
24217A	Scr 1/4X1-1/2" Round Slt	30314	7/16 Dp 6Pt Skt 1/4 Dr	32008	1/2 F X 3/4 M Adapter	HK-5/32	L-Type Hex Key 5/32
24219A	Scr 1/2 1/4X4" Round Slt	30316	1/2 Dp 6Pt Skt 1/4 Dr	32009	1/2 F X 3/4 M Adapter	HK-3/16	L-Type Hex Key 3/16
24237A	Scr 5/16X6" Round Slt	30318	9/16 Dp 6Pt Skt 1/4 Dr	32112	1/2 Dr Std Soc 6-Pt 3/8"	HK-7/32	L-Type Hex Key 7/32
24241A	Scr 3/8X8" Round Slt	31001	3/8" Dr Ratchet 7-3/4"	32114	1/2 Dr Std Soc 6-Pt 7/16"	HK-1/4	L-Type Hex Key 1/4
24249A	Scr #1 X 3 Phillips®	31002	3" Ext 3/8" Dr	32116	1/2 Dr Std Soc 6-Pt 1/2"	HK-5/16	L-Type Hex Key 5/16
24251A	Scr #2 X 1-1/2 Phillips®	31003	6" Ext 3/8" Dr	32118	1/2 Dr Std Soc 6-Pt 9/16"	HK-3/8	L-Type Hex Key 3/8"
24253A	Scr #2 X 4 Phillips®	31004	10" Ext 3/8" Dr	32120	1/2 Dr Std Soc 6-Pt 5/8"	P-15	Solid Punch 5/32" Point 5"
24401	NutDrr 3/16 X 3" Cushion Grip	31005	10" 3/8" Dr Flex Bar	32122	1/2 Dr Std Soc 6-Pt 11/16"	P-4	Pin Punch 1/8" Point 4-3/4"
24403	NutDrr 1/4 X 3" Cushion Grip	31006	3/8" Dr Universal Joint	32124	1/2 Dr Std Soc 6-Pt 3/4"	P-40	Center Punch 3/8" Point 5"
24405	NutDrr 5/16 X 3" Cushion Grip	31007	3/8" Dr Sliding T-Handle	32126	1/2 Dr Std Soc 6-Pt 13/16"	P-6	Pin Punch 3/16" Point 5-1/4"
24407	NutDrr 11/32 X 3" Cushion Grip	31008	3/8" F X 1/4" M Adapter	32128	1/2 Dr Std Soc 6-Pt 7/8"	P-8	Pin Punch 1/4" Point 5-3/4"

All master set contents are subject to change over time, for updated information contact customer service or visit our website [snapon.com/industrialbrands](http://snapon.com/industrialbrands)

## Contents: Intermediate Maintenance Service Set WSC-173TB

### Refer to Master Sets Section Page 35 for Photo and Description

Note: WSC-173 Includes All Tools Only, Without Tool Storage Cabinets

Product Code	Description	Product Code	Description	Product Code	Description	Product Code	Description
1020	OE WR 1/4x5/16	24413	1/2x3 Ndrv Csh Gr	BD-1228	3/8Dr Dp Skt12pt 7/8	P-10	Pinch 5/16 PT 6
1027B	OE WR 5/8x1/16	2744	Multi Purpose Shear	BU-1212	3/8Dr U-Skt12pt 3/8	P-14	Sldpch 1/8 PT 5
1037	OE WR 1-1/16x1-1/4	28201	Metal Shear Left	BU-1214	3/8Dr U-Skt12pt 7/16	P-16	Sldpch 3/16 PT 5
1038	OE WR 1-1/4x1-5/16	28203	Metal Shear Right	BU-1216	3/8Dr U-Skt12pt 1/2	P-18	Sldpch 3/8 PT 5
1033A	OE WR 7/8x15/16	28205	Metal Shear Str	BU-1218	3/8Dr U-Skt12pt 9/16	P-39	Centerpchs/16PT4-1/4
1033C	OE WR 15/16x1	28449	Pch / Chs Holder	BU-1220	3/8Dr U-Skt12pt 5/8	P-4	Pinch 1/8 PT 4-3/4
1037B	OE WR 1-1/8x1-3/16	325	Hacksaw	BU-1222	3/8Dr U-Skt12pt 1/1/16	P-40	Centerpchs 3/8 PT 5
11312	Midget Comb WR 12pt 3/8	625	Scraper	BU-1224	3/8Dr U-Skt12pt 3/4	P-6	Pinch 3/16 PT 5-1/4
11314	Midget Comb WR12pt 7/16	7723	BxWR 12pt 3/8x7/16	C-12	Cd Chs 3/8	PL-47C	Diag Cut Pils Reg 7
11316	Midget Comb WR12pt 1/2	7725B	BxWR 12pt 1/2x9/16	C-15	Cd Chs 7/16	PL-57C	Diag Cut Pils Hi Lvrg
11318	Midget Comb WR 12pt 9/16	B-1208	3/8Dr Skt12pt 1/4	C-24	Cd Chs 3/4	S-102P	1/2Dr Ext 2
11320	Midget Comb WR 12pt 5/8	B-1210	3/8Dr Skt12pt 5/16	GSC-12	GsktScpr-8-3/4x1 1/2	S-110P	1/2Dr Ext 5-1/2
11322	Midget Comb WR12pt 11/16	B-1211	3/8Dr Skt12pt 11/32	HBP-20A	HBP Hmr 12oz	S-140A	1/2Dr U-Joint
11324	Midget Comb WR12pt 3/4	B-1212	3/8Dr Skt12pt 3/8	HK-050	L-Type Hex Key 050	S-41AA	1/2Dr FHHd 17
12125C	Comb WR 12pt 3/8	B-1214	3/8Dr Skt12pt 7/16	HK-1/16	L-Type Hex Key 1/16	S-52EHA	1/2Dr Encl Hd Rat 7-3/4
12145C	Comb WR 12pt 7/16	B-1216	3/8Dr Skt12pt 1/2	HK-1/4	L-Type Hex Key 1/4	SDE-43	Scr Electr 3
12165C	Comb WR 12pt 1/2	B-1218	3/8Dr Skt12pt 9/16	HK-1/8	L-Type Hex Key 1/8	SDP-1-3	Scr Ph 1-Pt 3
12185C	Comb WR 12pt 9/16	B-1220	3/8Dr Skt12pt 5/8	HK-3/16	L-Type Hex Key 3/16	SDP-2-4	Scr Ph 2-Pt 4
12205C	Comb WR 12pt 5/8	B-1222	3/8Dr Skt12pt 11/16	HK-3/32	L-Type Hex Key 3/32	SDP-2-8	Scr Ph 2-Pt
12225C	Comb WR 12pt 11/16	B-1224	3/8Dr Skt12pt 3/4	HK-3/8	L-Type Hex Key 3/8	SDR-22	Scr RD 3
12245C	Comb WR 12pt 3/4	B-1226	3/8Dr Skt12pt 13/16	HK-5/32	L-Type Hex Key 5/32	SDR-24	Scr RD 4
12265C	Comb WR 12pt 13/16	B-1228	3/8Dr Skt12pt 7/8	HK-5/64	L-Type Hex Key 5/64	SDR-26	Scr RD 6
12285C	Comb WR 12pt 7/8	B-108	3/8Dr Ext 3	HK-7/32	L-Type Hex Key 7/32	SDR-28	Scr RD 8
12305C	Comb WR 12pt 15/16	B-110	3/8Dr Ext 6	HK-7/64	L-Type Hex Key 7/64	ST-1212	1/2Dr Skt12pt 3/8
12325C	Comb WR 12pt 1	B-140A	3/8Dr U-Joint	HK-9/64	L-Type Hex Key 9/64	ST-1214	1/2Dr Skt12pt 7/16
13408A	Adj WR 8 Chr	B-40A	3/8Dr FHHd	M-1208	1/4Dr Skt12pt 1/4	ST-1216	1/2Dr Skt12pt 1/2
1723	OE WR 3/8x7/16	B-52EHA	3/8Dr Encl Hd Rat 7-3/4	M-1210	1/4Dr Skt12pt 5/16	ST-1218	1/2Dr Skt12pt 9/16
1725B	OE WR 1/2x9/16	BA-10A	3/8Dr HexBtSk 5/16	M-1211	1/4Dr Skt12pt 11/32	ST-1220	1/2Dr Skt12pt 5/8
1731	OE WR 3/4x13/16	BA-12A	3/8Dr HexBtSk 3/8	M-1212	1/4Dr Skt12pt 3/8	ST-1222	1/2Dr Skt12pt 11/16
1-100-04-3-2	4 Hd SM File w/PIHdl	BA-4A	3/8Dr HexBtSk 1/8	M-1214	1/4Dr Skt12pt 7/16	ST-1224	1/2Dr Skt12pt 3/4
1-111-04-3-2	4 WRD SM File w/PIHdl	BA-5A	3/8Dr HexBtSk 5/32	M-1216	1/4Dr Skt12pt 1/2	ST-1226	1/2Dr Skt12pt 13/16
1-160-04-3-2	4 SQ SM File w/PIHdl	BA-6A	3/8Dr HexBtSk 3/16	M-1218	1/4Dr Skt12pt 9/16	ST-1228	1/2Dr Skt12pt 7/8
1-170-04-3-2	4 SQ SM File w/PIHdl	BA-7A	3/8Dr HexBtSk 7/32	M-102	1/4Dr Ext 2	ST-1230	1/2Dr Skt12pt 15/16
1-210-04-3-2	4 1/2RD SM File w/PIHdl	BA-8A	3/8Dr HexBtSk 1/4	M-104	1/4Dr Ext 4	ST-1232	1/2Dr Skt12pt 1
1-230-04-3-2	4 RD SM File w/PIHdl	BD-1208	3/8Dr Dp Skt12pt 1/4	M-106A	1/4Dr Spinner Hdle	ST-1234	1/2Dr Skt12pt 1-1/16
23152	SideCut Slt Pls 7-1/2	BD-1210	3/8Dr Dp Skt12pt 5/16	M-115	1/4Dr Ext 6	ST-1236	1/2Dr Skt12pt 1-1/8
23503	Wire Stripper / Crimper	BD-1212	3/8Dr Dp Skt12pt 3/8	M-140A	1/4Dr U-Joint	ST-1238	1/2Dr Skt12pt 1-3/16
PL-77C	Chn Nose Pislx, Nose 7-3/4	BD-1214	3/8Dr Dp Skt12pt 7/16	M-52EHA	1/4Dr Encl Hd Ratchet 5	ST-1240	1/2Dr Skt12pt 1-1/4
24401	3/16x3 Ndrv Csh Gr	BD-1216	3/8Dr Dp Skt12pt 1/2	MD-1210	1/4Dr Dp Skt12pt 5/16	ST-1242	1/2Dr Skt12pt 1-5/16
24403	1/4x3 Ndrv Csh Gr	BD-1218	3/8Dr Dp Skt12pt 9/16	MD-1211	1/4Dr Dp Skt12pt 11/32	W26RC7	26" Roll Cabinet
24405	5/16x3 Ndrv Csh Gr	BD-1220	3/8Dr Dp Skt12pt 5/8	MD-1212	1/4Dr Dp Skt12pt 3/8	W26TC4	26" Top Chest
24407	11/32x3 Ndrv Csh Gr	BD-1222	3/8Dr Dp Skt12pt 11/16	MD-1214	1/4Dr Dp Skt12pt 7/16		
24409	3/8x3 Ndrv Csh Gr	BD-1224	3/8Dr Dp Skt12pt 3/4	MD-1216	1/4Dr Dp Skt12pt 1/2		
24411	7/16x3 Ndrv Csh Gr	BD-1226	3/8Dr Dp Skt12pt 13/16	MD-1218	1/4Dr Dp Skt12pt 9/16		

## Contents: Heavy Maintenance Service Set WSC-172TB

### Refer to Master Sets Section Page 36 for Photo and Description

Note: WSC-172 Includes All Tools Only, Without Tool Storage Cabinet

Product Code	Description	Product Code	Description	Product Code	Description	Product Code	Description
1180	WRChrSat12pt 1 5/8	B-108	3/8 DrExt 3"	H-1244	3/4Dr Skt12pt 1-3/8	PL-76C	Chn Nose Pliers, Lg Nose, 6-1/2
1182	WRChrSat12pt 1 11/16	B-110	3/8 DrExt 6"	H-1246	3/4Dr Skt12pt 1-7/16	PL-8C	Comb. Slip-Joint Pliers, 8
1184	WRChrSat12pt 1 3/4	B-1208	3/8 Dr Skt12pt 1/4	H-1248	3/4Dr Skt12pt 1-1/2	RFW-12	Rat FL NUT WR 3/8
1186	WRChrSat12pt 1 13/16	B-1210	3/8 Dr Skt12pt 5/16	H-1252	3/4Dr Skt12pt 1-5/8	RFW-14	Rat FL NUT WR 7/16
1188	WRChrSat12pt 1 7/8	B-1211	3/8 Dr Skt12pt 11/32	H-1254	3/4Dr Skt12pt 1-11/16	RFW-16	Rat FL NUT WR 1/2
1190	WRChrSat12pt 2	B-1212	3/8 Dr Skt12pt 3/8	H-1256	3/4Dr Skt12pt 1-3/4	RFW-18	Rat FL NUT WR 9/16
12105C	WRChrSat12pt 5/16	B-1214	3/8 Dr Skt12pt 7/16	H-51B	3/4Dr Rev Ratchet 20	RFW-20	Rat FL NUT WR 5/8
12125C	WRChrSat12pt 3/8	B-1216	3/8 Dr Skt12pt 1/2	HK-050	L-Type Hex Key, 050	S-102P	1/2Dr Ext 2
12145C	WRChrSat12pt 7/16	B-1218	3/8 Dr Skt12pt 9/16	HK-1/16	L-Type Hex Key, 1/16	S-110P	1/2 Dr. Extension, 5-1/2
12165C	WRChrSat12pt 1/2	B-1220	3/8 Dr Skt12pt 5/8	HK-5/64	L-Type Hex Key, 5/64	S-115P	1/2 Dr. Universal Joint
12185C	WRChrSat12pt 9/16	B-1222	3/8 Dr Skt12pt 11/16	HK-3/32	L-Type Hex Key, 3/32	S-140A	1/2Dr Speeder 18-7/8
12205C	WRChrSat12pt 5/8	B-1224	3/8 Dr Skt12pt 13/16	HK-7/64	L-Type Hex Key, 7/64	S-15A	1/2Dr Sliding T Hdle
12225C	WRChrSat12pt 11/16	B-1226	3/8 Dr Skt12pt 3/4	HK-1/8	L-Type Hex Key, 1/8	S-20A	1/2 Dr. Flex Handle, 17
12245C	WRChrSat12pt 3/4	B-1228	3/8 Dr Skt12pt 7/8	HK-9/64	L-Type Hex Key, 9/64	S-41AA	1/2 Dr Encl Head Rat 10-3/8
12265C	WRChrSat12pt 13/16	B-1230	3/8 Dr Skt12pt 15/16	HK-5/32	L-Type Hex Key, 5/32	S-52EHA	1/2Dr Stud Remover
12285C	WRChrSat12pt 7/8	B-1232	3/8 Dr Skt12pt 1	HK-3/16	L-Type Hex Key, 3/16	S-60D	1/2 Dr. Hex Bit Skt, 5/16
12305C	WRChrSat12pt 15/16	B-140A	3/8Dr U-Joint	HK-7/32	L-Type Hex Key, 7/32	SA-10A	1/2 Dr. Hex Bit Skt, 3/8
12325C	WRChrSat12pt 1	B-40A	3/8Dr FHHd	HK-1/4	L-Type Hex Key, 1/4	SA-12A	1/2 Dr. Hex Bit Skt, 1/2
12345C	WRChrSat12pt 1-1/16	B-52EHA	3/8Dr Encl Hd Rat 8	HK-5/16	L-Type Hex Key 5/16	SA-16A	1/2 Dr. Hex Bit Skt, 9/16
12365C	WRChrSat12pt 1-1/8	C-10	Cold Chisel, 5/16	HK-3/8	L-Type Hex Key, 3/8	SA-18A	1/2 Dr. Hex Bit Skt, 5/8
12405C	WRChrSat12pt 1-1/4	C-126	X-Lg Cd Chs 3/4 Flat 18	HSP-150A	Hmr Tip Medium 1-1/2	SA-20A	1/2 Dr. Hex Bit Skt, 1 1/8
1242	WRChrSat12pt 1-5/16	C-16	Cold Chisel, 1/2	HSP-15M	Hmr Tip Tough 1-1/2	SA-8A	1/2 Dr. Dp Skt, 12-Pt, 1/2
1244	WRChrSat12pt 1 3/8	C-24	Cold Chisel, 3/4	HSP-15T	Hmr Tip Tough 1-1/2	SD-1216	1/2 Dr. Dp Skt, 12-Pt, 9/16
1248	WRChrSat12pt 1 7/16	C-28	Cd Chs 7/8	P-14	Sldpch 1/8 PT 5	SD-1218	1/2 Dr. Dp Skt, 12-Pt, 5/8
1248	WRChrSat12pt 1 1/2	C-62	Diamond Ptl Chs 3/8	P-15	Solid Punch, 5/32 Point, 5	SD-1220	1/2 Dr. Dp Skt, 12-Pt, 11/16
13408A	Adj WR 8 Chr	C-718	Roll Bar	P-17	Sldpch 1/4 PT 5	SD-1222	1/2 Dr. Dp Skt, 12-Pt, 3/4
13412A	Adj WR 12 Chr	C-82	Pch Bar 3/4 Flat 15-7/8	P-28	LgTrpPch 1/4 PT 12	SD-1224	1/2 Dr. Dp Skt, 12-Pt, 13/16
20542	BI PN Hmr 8oz	CC-404C	C-CI Cpr Screw 4	P-32	Prckpchs 1/2 PT 6	SD-1226	1/2 Dr. Dp Skt, 12-Pt, 7/8
20544	BI PN Hmr 1 Lb	CC-406C	C-CI Cpr Screw 6	P-4	Pin Punch, 1/8 Point, 4-3/4	SD-1228	1/2 Dr. Dp Skt, 12-Pt, 15/16
20651	CPN Hmr 3 Lb	CW-4	Chain WR	P-40	Center Punch, 3/8 Point, 5	SD-1230	1/2 Dr. Dp Skt, 12-Pt, 1
8033C	BxWR 12pt 15/16x1	GS-1	Master Feeler Gauge Set	P-6	Pin Punch, 3/16 Point, 5-1/4	SD-1232	1/2 Dr. Dp Skt, 12-Pt, 1-1/16
8720	BxWR 12pt 1/4x5/16	H-104	3/4Dr Ext 3	P-8	Pin Punch, 1/4 Point, 5-3/4	SD-1234	1/2 Dr. Dp Skt, 12-Pt, 1-1/8
8723	BxWR 12pt 3/8x7/16	H-110	3/4Dr Ext 8	PL-116C	Needle Nose Pliers, Lg Nose, 7	SD-1236	1/2 Dr. Dp Skt, 12-Pt, 1-1/8
8725B	BxWR 12pt 1/2x9/16	H-1232	3/4Dr Skt12pt 1	PL-1515	Lock Ring Pliers, 8	SDP-1-3	Scr Ph 1-Pt 3
8727	BxWR 12pt 9/16x5/8	H-1234	3/4Dr Skt12pt 1-1/16	PL-1520C	Utility Superjoint Pliers, 10	SDP-2-4	Scr Ph 2-Pt 4
8727A	BxWR 12pt 5/8x11/16	H-1236	3/4Dr Skt12pt 1-1/8	PL-1524C	Utility Superjoint Pliers, 16	SDP-2-ST	Scr Ph 2-Pt S
8729A	BxWR 12pt 11/16x13/16	H-1240	3/4Dr Skt12pt 1-1/4	PL-1600C	Snap Ring Pliers & Tips Set	SDP-3-6	Scr Ph 3-Pt 6
8731A	BxWR 12pt 3/4x7/8	H-1242	3/4Dr Skt12pt 1-5/16	PL-57C	Diag. Cutting Pliers, Hi Lvrg,	SDP-4-6	Scr Ph 4-Pt 6

All master set contents are subject to change over time, for updated information contact customer service or visit our website [snapon.com/industrialbrands](http://snapon.com/industrialbrands)



## Contents: Heavy Maintenance Service Set WSC-172TB (con't)

Product Code	Description	Product Code	Description	Product Code	Description	Product Code	Description
SDR-24	SI-Rd Shank-4 (1/4)	ST-1212	1/2 Dr. Std Skt. 12-Pt. 3/8	ST-1222	1/2 Dr. Std Skt. 12-Pt. 11/16	ST-1232	1/2 Dr. Std Skt. 12-Pt. 1
SDR-26	SI-Sq Shank-6 (5/16)	ST-1214	1/2 Dr. Std Skt. 12-Pt. 7/16	ST-1224	1/2 Dr. Std Skt. 12-Pt. 3/4	ST-1234	1/2 Dr. Std Skt. 12-Pt. 1-1/1
SDR-28	SI-Sq Shank-8 (3/8)	ST-1216	1/2 Dr. Std Skt. 12-Pt. 1/2	ST-1226	1/2 Dr. Std Skt. 12-Pt. 13/16	ST-1236	1/2 Dr. Std Skt. 12-Pt. 1-1/8
SDS-33	SI-Sq Shank-12 (3/8)	ST-1218	1/2 Dr. Std Skt. 12-Pt. 9/16	ST-1228	1/2 Dr. Std Skt. 12-Pt. 7/8	ST-1240	1/2 Dr. Std Skt. 12-Pt. 1-1/4
SDS-62	Siby SI Tip 1-1/2x1/4	ST-1220	1/2 Dr. Std Skt. 12-Pt. 5/8	ST-1230	1/2 Dr. Std Skt. 12-Pt. 15/16		

## Contents: Electrical Maintenance Service Set WSC-167TB

### Refer to Master Sets Section Page 37 for Photo and Description

Note: WSC-167 Includes All Tools Only, Without Tool Storage Cabinet

Product Code	Description	Product Code	Description	Product Code	Description	Product Code	Description
1112A	Min OE WRChrSat 3/16	23542	Elec Mini-Stripper 5-1/2	40150	Tel Pick-Up TI	BE-8640S	Scr Ins Ph® 4-Pt 14-1/4
1113A	Min OE WRChrSat 13/64	23543	Elec Mini-Crimper 5-1/2	40251	4pc UT I Set	HK-050	L-Type Hex Key, .050
1114A	Min OE WRChrSat 7/32	2427 S-200	60° Crv Nose Pl Ins 8	8223	Adj Joint Pls 8	HK-1/16	L-Type Hex Key, 1/16
1115A	Min OE WRChrSat 15/64	24401	3/16x3 Ntdrv Csh Gr	8224	Adj Joint Pls 10	HK-1/4	L-Type Hex Key, 1/4
1116A	Min OE WRChrSat 1/4	24403	1/4x3 Ntdrv Csh Gr	850002	Tape Rule 1x30	HK-1/8	L-Type Hex Key, 1/8
1118A	Min OE WRChrSat 9/32	24405	5/16x3 Ntdrv Csh Gr	B-108	3/8Dr Ext 3	HK-3/16	L-Type Hex Key, 3/16
1120A	Min OE WRChrSat 5/16	24407	11/32x3 Ntdrv Csh Gr	B-1208	3/8Dr Skt12pt 1/4	HK-3/32	L-Type Hex Key, 3/32
1122A	Min OE WRChrSat 11/32	24409	3/8x3 Ntdrv Csh Gr	B-1210	3/8Dr Skt12pt 5/16	HK-3/8	L-Type Hex Key, 3/8
1124A	Min OE WRChrSat 3/8	24411	7/16x3 Ntdrv Csh Gr	B-1212	3/8Dr Skt12pt 3/8	HK-5/16	L-Type Hex Key, 5/16
1128A	Min OE WRChrSat 7/16	24413	1/2x3 Ntdrv Csh Gr	B-1214	3/8Dr Skt12pt 7/16	HK-5/32	L-Type Hex Key, 5/32
1132A	Min OE WRChrSat 1/2	2520 S	Cable Ctr Rubber Grs 23-5/8	B-1216	3/8Dr Skt12pt 1/2	HK-5/64	L-Type Hex Key, 5/64
1136A	Min OE WRChrSat 9/16	2533-7	Lg Ns Pl Grs 7	B-1218	3/8Dr Skt12pt 9/16	HK-7/32	L-Type Hex Key, 7/32
1140A	Min OE WRChrSat 5/8	2628 G-180	Side-Cut Comb Pls -8	B-1220	3/8Dr Skt12pt 5/8	HK-7/64	L-Type Hex Key, 7/64
1210RC	Rev Rat Comb WR 5/16	2628 S-200	Side-Cut Comb Pl Ins Gr 8	B-1222	3/8Dr Skt12pt 11/16	HK-9/64	L-Type Hex Key, 9/64
1212RC	Rev Rat Comb WR 3/8	300-14-F15/16-HP	TiBx Saw P14 15TPI	B-1224	3/8Dr Skt12pt 3/4	JHW-24	Deadblow Hmr 24oz
1214RC	Rev Rat Comb WR 7/16	325	Prof Hksw Hdle 12	B-52HEA	3/8Dr Encl Hd Rat 8	M-102	1/4Dr Ext 2
1216RC	Rev Rat Comb WR 1/2	3830-22-VIP	Bi Holesaw 7/8	BA-10LA	Lg HexBISkt 5/16	M-106A	1/4Dr Spinner Hdle
1218RC	Rev Rat Comb WR 9/16	3830-29-VIP	Bi Holesaw 1 1/8	BA-12LA	Lg HexBISkt 3/8	M-140A	1/4Dr U-Joint
1220RC	Rev Rat Comb WR 5/8	3830-35-VIP	Bi Holesaw 1 3/8	BA-4LA	Lg HexBISkt 1/8	M-52EHA	1/4Dr Encl Hd Ratchet 5
1222RC	Rev Rat Comb WR 11/16	3830-44-VIP	Bi Holesaw 1 3/4	BA-5LA	Lg HexBISkt 5/32	M-604	1/4Dr Skt6pt 1/8
1224RC	Rev Rat Comb WR 3/4	3830-51-VIP	Bi Holesaw 2	BA-6LA	Lg HexBISkt 3/16	M-605	Skt6pt 5/32
13406A	6° Chr Adj Wr - Pol Hd	3830-64-VIP	Bi Holesaw 2 1/2	BA-7LA	Lg HexBISkt 7/32	M-606	Skt6pt 3/16
20401	20oz Crv Claw Hmr	3834-ARBR-11152QC	Hlsw Arb Fits 1 1/4 To 6	BA-8LA	Lg HexBISkt 1/4	M-607	Skt6pt 7/32
20544	16oz BI PN Hmr	3834-ARBR-730	Hlsw Arb Fits 9/16 To 1 3/16	BB-528	3/8Dr Penta-Skt	M-608	Skt6pt 1/4
2101S-160	Diag Cut Pl Insul 6-1/4	3834-EXT-1	Holesaw Ext	BE-8010S	Scr Ins Sl 7x3x1/8	M-609	Skt6pt 9/32
2101S-180	Diag Cut Pl Ins 7	3840-100-10-SC-1P	BiRecipBL 4 10TPI	BE-8020	Sl Scr 2x1/8 Tip 6	M-610	Skt6pt 5/16
2101S-200	Diag Cut Pl Ins 8	3840-100-18-SC-1P	BiRecipBL 4 18TPI	BE-8040	Sl Scr 4x5/32xtp 8 3/4	M-611	Skt6pt 11/32
2203-8	Diag Cut Pl Str 8	3840-100-24-ST-1P	BiRecipBL 4 24TPI U-Thg	BE-8050S	Scr Ins Sl 8-3/4x4x5/32	M-612	Skt6pt 3/8
23303	Curv Lock-Pl Cutr10	3840-100-6-ST-1P	BiRecipBL 4 6TPI U-Thg	BE-8065S	Scr Ins Sl Ergo13-1/2x7x1/4	M-614	Skt6pt 7/16
23309	Lg Lock-Pl W/Ctr 6	3840-150-10-ST-1P	BiRecipBL 6 10TPI U-Thg	BE-8150	Sl Scr 47/32xtp 8 3/4	M-616	Skt6pt 1/2
23503	FrEnd Strip-Cut/Crmp	3840-150-14-ST-1P	BiRecipBL 6 14TPI U-Thg	BE-8155	Sl Scr 5x1/4 T9p 3/46	M-618	Skt6pt 9/16
23506	Hd Strp/Ctr 10-20	3840-150-18-ST-1P	BiRecipBL 6 18TPI U-Thg	BE-8230S	Scr Ins Sl 9-3/4x5x1/8	MB-131BA	1/4Dr Adp 1/4 M & 3/8 F Blk
23512	12-2 14-2 Romex Strpr	3840-150-24-ST-1P	BiRecipBL 6 24TPI U-Thg	BE-8255S	Scr Ins Sl 11-3/4x7x3/16	PC-6DRY	Drywall Saw
23515	10-2 Romex Stripper	3840-150-5/8-SL-1P	BiRecipBL 6 5/8TPI	BE-8600S	Scr Ins Ph® O-Pl 7	PL-1519C	Superjoint Pls 5
23521	Hd Strp/Ctr 22-30	3840-150-7-SL-1P	BiRecipBL 6 7TPI	BE-8610	Ph Scr 3x1 Pt 7 3/4	PL-209X	Lmns'S Pl Comt Gr 1-1/2
23530	Coax Cable TI	3906-300-18-10P	10P Hksw BI	BE-8610S	Scr Ins Ph® 1-Pt 8	W40RC7	40° Roll Cabinet
23533	Cg Super Stripper 10-18	40052	Qkldl Autoload Ut Kn	BE-8620	Ph Scr 4x2 Pt 8 3/4	WRS-1	Rat Scrdrv
23535	Cg Super Stripper 20-30	40058	Fldg Ut Knife	BE-8620S	Scr Ins Ph® 2-Pt 8-3/4		
23541	Elec Mini-Ctr 5-1/2	40072	QckBl DispBulk	BE-8630S	Scr Ins Ph® 3-Pt 11-3/4		

## Contents: Petroleum Oilfield Service Set - WMSC-142TB

### Refer to Master Sets Section Page 38 for Photo and Description

Note: WMSC-142 Includes All Tools Only, Without Tool Storage Cabinet

Product Code	Description	Product Code	Description	Product Code	Description	Product Code	Description
038.055.100	Thru-Bld Slotted Scr -8-1/2"	1230SC	Sc Combo Wr 12pt 15/16"	B-1228	3/8" Dr Std Skt 12pt 7/8"	MM-606	1/4" Dr Std Skt 6-Pt 6MM
038.065.125	Thru-Bld Slotted Scr -10	1232SC	Sc Combo Wr 12pt 1"	B-140A	3/8" Dr Uni jt	MM-607	1/4" Dr Std Skt 6-Pt 7MM
038.080.150	Thru-Bld Slotted Scr -11-1/2"	23524	Front End Crmp Strp/Ctr	B-40A	3/8" Dr Flex Hdl	MM-608	1/4" Dr Std Skt 6-Pt 8MM
040.001.100	Thru-Bld Pozidriv® Scr -8-1/2"	31606	3/8" Dr Std Skt 12pt 6MM	B-52EHA	3/8" Dr Enclosed Head Ratchet 8"	MM-609	1/4" Dr Std Skt 6-Pt 9MM
040.002.125	Thru-Bld Pozidriv® Scr -10	31607	3/8" Dr Std Skt 12pt 7MM	M-106A	1/4" Dr Spinner Hdl	MM-610	1/4" Dr Std Skt 6-Pt 10MM
040.003.150	Thru-Bld Pozidriv® Scr -11-1/2"	31608	3/8" Dr Std Skt 12pt 8MM	M-106A	1/4" Dr Spinner Hdl	MM-611	1/4" Dr Std Skt 6-Pt 11MM
1207MSC	Sc Combo Wr 12pt 7MM	31609	3/8" Dr Std Skt 12pt 9MM	M-115	1/4" Dr Extension 6"	MM-612	1/4" Dr Std Skt 6-Pt 12MM
1208MSC	Sc Combo Wr 12pt 8MM	31610	3/8" Dr Std Skt 12pt 10MM	M-140A	1/4" Dr Uni Joint	MM-613	1/4" Dr Std Skt 6-Pt 13MM
1209MSC	Sc Combo Wr 12pt 9MM	31611	3/8" Dr Std Skt 12pt 11MM	M-52EHA	1/4" Dr Enclosed Head Ratchet 5-1/4"	MM-614	1/4" Dr Std Skt 6-Pt 14MM
1210MSC	Sc Combo Wr 12pt 10MM	31612	3/8" Dr Std Skt 12pt 12MM	M-605	1/4" Dr Std Skt 6-Pt 5/32"	MMD-604	1/4" Dr Deep Skt 6-Pt 4MM
1211MSC	Sc Combo Wr 12pt 11MM	31613	3/8" Dr Std Skt 12pt 13MM	M-606	1/4" Dr Std Skt 6-Pt 3/16"	MMD-605	1/4" Dr Deep Skt 6-Pt 5MM
1212MSC	Sc Combo Wr 12pt 12MM	31614	3/8" Dr Std Skt 12pt 14MM	M-607	1/4" Dr Std Skt 6-Pt 7/32"	MMD-605.5	1/4" Dr Deep Skt 6-Pt 5.5MM
1213MSC	Sc Combo Wr 12pt 13MM	31615	3/8" Dr Std Skt 12pt 15MM	M-608	1/4" Dr Std Skt 6-Pt 1/4"	MMD-606	1/4" Dr Deep Skt 6-Pt 6MM
1214MSC	Sc Combo Wr 12pt 14MM	31616	3/8" Dr Std Skt 12pt 16MM	M-609	1/4" Dr Std Skt 6-Pt 9/32"	MMD-607	1/4" Dr Deep Skt 6-Pt 7MM
1215MSC	Sc Combo Wr 12pt 15MM	31617	3/8" Dr Std Skt 12pt 17MM	M-610	1/4" Dr Std Skt 6-Pt 5/16"	MMD-608	1/4" Dr Deep Skt 6-Pt 8MM
1217MSC	Sc Combo Wr 12pt 17MM	31618	3/8" Dr Std Skt 12pt 18MM	M-611	1/4" Dr Std Skt 6-Pt 11/32"	MMD-609	1/4" Dr Deep Skt 6-Pt 9MM
1210RC	Ratcheting Combo Wr 12Pt 5/16"	31619	3/8" Dr Std Skt 12pt 19MM	M-612	1/4" Dr Std Skt 6-Pt 3/8"	MMD-610	1/4" Dr Deep Skt 6-Pt 10MM
1212RC	Ratcheting Combo Wr 12Pt 3/8"	40150	Telescopic Pick-Up Tool	M-614	1/4" Dr Std Skt 6-Pt 7/16"	MMD-611	1/4" Dr Deep Skt 6-Pt 11MM
1214RC	Ratcheting Combo Wr 12Pt 7/16"	706-1	Prec Screwdr Set, 4 Slotted & 2 Phillips	M-616	1/4" Dr Std Skt 6-Pt 1/2"	MMD-612	1/4" Dr Deep Skt 6-Pt 12MM
1216RC	Ratcheting Combo Wr 12Pt 1/2"	900T-10US	10 Pcs. T Hdl Set, Sae	M-618	1/4" Dr Std Skt 6-Pt 9/16"	MMD-613	1/4" Dr Deep Skt 6-Pt 13MM
1218RC	Ratcheting Combo Wr 12Pt 9/16"	AB-6A	Adj. Wr 8" Black	MD-606	1/4" Dr Deep Skt 6-Pt 3/16"	MMD-614	1/4" Dr Deep Skt 6-Pt 14MM
1220RC	Ratcheting Combo Wr 12Pt 5/8"	AB-8A	Adj. Wr 8" Black	MD-607	1/4" Dr Deep Skt 6-Pt 7/32"	PL-114CS	Needle Nose Pliers Short Nose 4-1/2"
1222RC	Ratcheting Combo Wr 12Pt 11/16"	B-108	3/8" Dr Extension 3"	MD-608	1/4" Dr Deep Skt 6-Pt 1/4"	PL-126C	Curved Chain Nose Pliers 6-1/4"
1224RC	Ratcheting Combo Wr 12Pt 3/4"	B-110	3/8" Dr Extension 6"	MD-609	1/4" Dr Deep Skt 6-Pt 9/32"	PL-1520C	Utility Superjoint Pliers 10"
1212SC	Sc Combo Wr 12pt 3/8"	B-115	3/8" Dr Extension 11"	MD-610	1/4" Dr Deep Skt 6-Pt 5/16"	PL-46C	Dia Cutting Pliers, Reg. 6"
1214SC	Sc Combo Wr 12pt 7/16"	B-1212	3/8" Dr Std Skt 12pt 3/8"	MD-611	1/4" Dr Deep Skt 6-Pt 11/32"	PL-6C	Combo Slip-Joint Pliers 6"
1216SC	Sc Combo Wr 12pt 1/2"	B-1214	3/8" Dr Std Skt 12pt 7/16"	MD-612	1/4" Dr Deep Skt 6-Pt 3/8"	PL-75C	Chain Nose Pliers Long Nose 6-3/4"
1218SC	Sc Combo Wr 12pt 9/16"	B-1216	3/8" Dr Std Skt 12pt 1/2"	MD-614	1/4" Dr Deep Skt 6-Pt 7/16"	PLM-1CS	Dia Cutting Pliers, Flush, 4-1/4"
1220SC	Sc Combo Wr 12pt 5/8"	B-1218	3/8" Dr Std Skt 12pt 9/16"	MD-616	1/4" Dr Deep Skt 6-Pt 1/2"	SOTGA294	Mirror Rectangular
1222SC	Sc Combo Wr 12pt 11/16"	B-1220	3/8" Dr Std Skt 12pt 5/8"	MD-618	1/4" Dr Deep Skt 6-Pt 9/16"	SOTPWC52A	Connector Plier
1224SC	Sc Combo Wr 12pt 3/4"	B-1222	3/8" Dr Std Skt 12pt 11/16"	MM-604	1/4" Dr Std Skt 6-Pt 4MM	SOTPWC80A	Cable Cutter
1226SC	Sc Combo Wr 12pt 13/16"	B-1224	3/8" Dr Std Skt 12pt 3/4"	MM-605	1/4" Dr Std Skt 6-Pt 5MM	W40RC7	40° W x 20" Deep 7 Drawer Roll Cab
1228SC	Sc Combo Wr 12pt 7/8"	B-1226	3/8" Dr Std Skt 12pt 13/16"	MM-605.5	1/4" Dr Std Skt 6-Pt 5.5MM		

All master set contents are subject to change over time, for updated information contact customer service or visit our website [snapon.com/industrialbrands](http://snapon.com/industrialbrands)

# Contents: Industrial Plumbing & Pipefitting Tool Set WSC-137TB

Refer to Master Sets Section Page 38 for Photo and Description

Note: WSC-137 Includes All Tools Only, Without Tool Storage Cabinet

Product Code	Description	Product Code	Description	Product Code	Description	Product Code	Description
1210RC	Rev Rat Comb WR 5/16	21661	2pc PryBar	3840-150-24-ST-1P	BiRecipBL 6 24TPI U-Thg	87038	Collet 3/8 NPT
1212RC	Rev Rat Comb WR 3/8	2213-8	Diagonal Cut Pl Angled 8	3840-100-10-SC-1P	BiRecipBL 4 10TPI	9031 R US	Blkx-Wide Adj WR 8
1214RC	Rev Rat Comb WR 7/16	23303	Curv Lock-PL Cutr10	3840-100-24-ST-1P	BiRecipBL 4 24TPI U-Thg	9070 RP US	Blk Adj/Pipe WR 6
1216RC	Rev Rat Comb WR 1/2	23309	Lg Lock-PL W/Ctr 6	3840-150-10-ST-1P	BiRecipBL 6 10TPI U-Thg	9072 RP US	Blk Adj/Pipe WR 10
1218RC	Rev Rat Comb WR 9/16	24205A	Sl Scr 3/16x4	3840-150-18-ST-1P	BiRecipBL 6 18TPI U-Thg	9073 RP US	Blk Adj/Pipe WR 12
1210SC	WRChrSat12pt 5/16	24217A	Sl Scr 1/4x1 1/2	3840-150-7-SL-1P	BiRecipBL 6 7TPI	C-10	Cd Chs 5 StSz 5/16
1212SC	WRChrSat12pt 3/8	24219A	Sl Scr 1/4x4	3906-300-18-10P	10P Bi Hksw Bl	C-16	Cd Chs 6 StSz 3/8
1214SC	WRChrSat12pt 7/16	24237A	Sl Scr 5/16x6	40052	Qkblid Autoload Ut Kn	C-24	Cd Chs 7 StSz 5/8
1216SC	WRChrSat12pt 1/2	24241A	Sl Scr 3/8x8	40058	Fldg Ut Knife	C-715	Roll Bar 16
1218SC	WRChrSat12pt 9/16	24249A	Ph Scr # 1x3	40072	QckBl DispBulk	CC-406C	C-Ci Cpr Scr 6
1220RC	Rev Rat Comb WR 5/8	24251A	Ph Scr # 2x1 1/2	40150	Tel Pick-Up Tl	CW-4	Chain Wr
1222RC	Rev Rat Comb WR 11/16	24253A	Ph Scr # 2x4	40251	4pc Ut Tl Set	FJ-20	Flange Jacks Pair
1224RC	Rev Rat Comb WR 3/4	2533-7	Lg Ns Pl Grs 7	40221	12 Strap WR	GSC-12	GsktScpr-8-3/4x1 1/2
1220SC	WRChrSat12pt 5/8	28205	Av Snips Str Cut	43603	Mini-Tube Ctr 5/8	JHW-48	Deadblow Hmr 48oz
1222SC	WRChrSat12pt 11/16	28307	Str Snips 12	43607	Tube Ctr 2-5/8	P-15	Sldpch 5 StSz 3/8
1224SC	WRChrSat12pt 3/4	28449	Pch / Chs Holder	43618	Pl Hose Ctr	P-40	Pinpch 5 StSz 5/16
1226SC	WRChrSat12pt 13/16	300-14-F15/16-HP	TlB Saw Pl14 15TPI	43621	Tube Bender 3/8 Cap	P-4	Centerpch 5 StSz 3/8
1228SC	WRChrSat12pt 7/8	325	Prof Hksw Hdle 12	43631	45° FlaRg Tl	P-6	Pinpch 5-1/2 StSz 3/16
1230SC	WRChrSat12pt 15/16	3830-22-VIP	Bi Holesaw 7/8	8226	Adj Joint Pls 16	P-8	Pinpch 7 StSz 5/8
1232SC	WRChrSat12pt 1	3830-29-VIP	Bi Holesaw 1 1/8	8225	Adj Joint Pls 12	PC-6-DRY	Dry Wall Saw
1234SC	WRChrSat12pt 1-1/16	3830-35-VIP	Bi Holesaw 1 3/8	8231	Adj Jt Pls 8-X-W Jaw	PL-8C	Cb Slip-Joint Pls 8
1236SC	WRChrSat12pt 1-1/8	3830-44-VIP	Bi Holesaw 1 3/4	850002	Tape Rule 1x30	RFW-12	Rat FL NUT WR 3/8
1240SC	WRChrSat12pt 1-1/4	3830-51-VIP	Bi Holesaw 2	87039	Stud Rem/Inst Housing	RFW-14	Rat FL NUT WR 7/16
13415A	15 Chr Adj WR - Pol Hd	3830-64-VIP	Bi Holesaw 2 1/2	87040	Collet 1/2 NPT	RFW-16	Rat FL NUT WR 1/2
13418A	18 Chr Adj WR - Pol Hd	3834-ARBR-730	Hlsw Arb 9/16 - 1-3/16	87041	Collet 3/4 NPT	RFW-18	Rat FL NUT WR 9/16
13522	12 Pipe Wr Cast HD	3834-ARBR-11152QC	Hlsw Arb 1-1/4 to 6	87042	Stud Rem/Inst Hsg	RFW-20	Rat FL NUT WR 5/8
13526	18 Pipe Wr Cast HD	3834-EXT-1	Holesaw Ext	87043	Collet 1 NPT	RFW-22	Rat FL NUT WR 11/16
13510	24 Pipe Wr Alum HD	3840-100-6-ST-1P	BiRecipBL 4 6TPI U-Thg	87044	Collet 1 1/2 NPT	RFW-24	Rat FL NUT WR 3/4
147	Univ-WR 41-3/4	3840-100-18-SC-1P	BiRecipBL 4 18TPI	87035	Stud Rem/Inst Housing	WRS-1	Rat Scr
20401	20oz Crv Claw Hmr	3840-150-5/8-SL-1P	BiRecipBL 6 5/8TPI	87036	Collet 1/8 NPT	W40RC7	40" Roll Cabinet
20651	48oz CrPN Hmr	3840-150-14-ST-1P	BiRecipBL 6 14TPI U-Thg	87037	Collet 1/4 NPT		

# Contents: Maintenance Tool Set WSC-130TB

Refer to Master Sets Section Page 39 for Photo and Description

Note: WSC-130 Includes All Tools Only, Without Tool Storage Cabinet

Product Code	Description	Product Code	Description	Product Code	Description	Product Code	Description
11312	Stubby Combo Wr 3/8"	24803	1/4" X 1" Hex Bit, Slotted 5/32"	31128	7/8" Std 6Pt Skt 3/8" Dr	32128	1/2 Dr Std Soc 6-Pt 7/8
11314	Stubby Combo Wr 7/16"	24805	1/4" X 1" Hex Bit, Slotted 3/16"	31130	15/16" Std 6Pt Skt 3/8" Dr	32130	1/2 Dr Std Soc 6-Pt 15/16
11316	Stubby Combo Wr 1/2"	24807	1/4" X 1" Hex Bit, Slotted 1/4"	31132	1" Std 6Pt Skt 3/8" Dr	32132	1/2 Dr Std Soc 6-Pt 1"
11318	Stubby Combo Wr 9/16"	24809	1/4" X 1" Hex Bit, Phillip #0	31506	6Mm Std 6Pt Skt 3/8" Dr	32134	1/2 Dr Std Soc 6-Pt 1-1/16
11320	Stubby Combo Wr 5/8"	24811	1/4" X 1" Hex Bit, Phillip #1	31507	7Mm Std 6Pt Skt 3/8" Dr	32136	1/2 Dr Std Soc 6-Pt 1-1/8
11322	Stubby Combo Wr 11/16"	24813	1/4" X 1" Hex Bit, Phillip #2	31508	8Mm Std 6Pt Skt 3/8" Dr	32138	1/2 Dr Std Soc 6-Pt 1-3/16
11324	Stubby Combo Wr 3/4"	24815	1/4" X 1" Hex Bit, Phillip #3	31509	9Mm Std 6Pt Skt 3/8" Dr	32140	1/2 Dr Std Soc 6-Pt 1-1/4
11952	3/8 Cmb Wr Offset	24819	1/4" X 1" Hex Bit, Square #1	31510	10Mm Std 6Pt Skt 3/8" Dr	50721	3Drw 34 Cart-Rib Red
11953	7/16 Cmb Wr Offset	24821	1/4" X 1" Hex Bit, Square #2	31511	11Mm Std 6Pt Skt 3/8" Dr	625	Carbide Scraper ergo® 1"
11954	1/2 Cmb Wr Offset	24911	1/4 X 1 Hex Bit Hex 1/8	31512	12Mm Std 6Pt Skt 3/8" Dr	C-10	Cold Chisel 5/16"
11955	9/16 Cmb Wr Offset	24915	1/4 X 1 Hex Bit Hex 5/32	31513	13Mm Std 6Pt Skt 3/8" Dr	C-16	Cold Chisel 1/2"
11956	5/8 Cmb Wr Offset	24919	1/4 X 1 Hex Bit Hex 7/32	31514	14Mm Std 6Pt Skt 3/8" Dr	C-24	Cold Chisel 3/4"
11957	11/16 Cmb Wr Offset	24921	1/4 X 1 Hex Bit Hex 1/4	31515	15Mm Std 6Pt Skt 3/8" Dr	GSC-12	Gasket Scraper-8-3/4 X 1 1/2"
11958	3/4 Cmb Wr Offset	31001	3/8" Dr Ratchet 7-3/4"	31516	16Mm Std 6Pt Skt 3/8" Dr	HK-050	L-Type Hex Key .050
11959	13/16 Cmb Wr Offset	31002	3" Ext 3/8" Dr	31517	17Mm Std 6Pt Skt 3/8" Dr	HK-1/16	L-Type Hex Key, 1/16
11960	7/8 Cmb Wr Offset	31003	6" Ext 3/8" Dr	31518	18Mm Std 6Pt Skt 3/8" Dr	HK-1/4	L-Type Hex Key, 1/4
13408A	8" Chrome Adj Wr	31004	10" Ext 3/8" Dr	31519	19Mm Std 6Pt Skt 3/8" Dr	HK-1/8	L-Type Hex Key, 1/8
13412A	12" Chrome Adj Wr	31005	10" 3/8" Dr Flex Bar	32001	1/2 Dr Ratchet 9-7/8	HK-3/16	L-Type Hex Key, 3/16
13524	14" HD Pipe Wr	31006	3/8" Dr Universal Joint	32002	3 In 1/2 Dr Ext	HK-3/32	L-Type Hex Key, 3/32
20544	16oz Bl PN Hmr	31007	3/8" Dr Sliding T-Handle	32003	6 In 1/2 Dr Ext	HK-3/8	L-Type Hex Key, 3/8
23102	8" Slip Joint Pliers	31008	3/8" F X 1/4" M Adapter	32004	10 In 1/2 Dr Ext	HK-5/16	L-Type Hex Key 5/16
23105	9-3/4" Groove Joint Pliers	31009	3/8" F X 1/2" M Adapter	32005	15 In 1/2 Dr Flex Bar	HK-5/32	L-Type Hex Key, 5/32
23406	6-1/4" Diagonal	31013	3/8" Dr, 1/4" Bit Holder	32006	1/2 Dr Universal Joint	HK-5/64	L-Type Hex Key, 5/64
23407	7" Diagonal Cutting Pliers	31108	1/4" Std 6Pt Skt 3/8" Dr	32008	1/2 F X 3/8 M Adapter	HK-7/32	L-Type Hex Key, 7/32
23409	6-1/4" LN Pliers With Side Cutter	31110	5/16" Std 6Pt Skt 3/8" Dr	32009	1/2 F X 3/4 M Adapter	HK-7/64	L-Type Hex Key, 7/64
24205A	Scr 3/16X4" Rd Slotted	31112	3/8" Std 6Pt Skt 3/8" Dr	32112	1/2 Dr Std Soc 6-Pt 3/8	HK-9/64	L-Type Hex Key, 9/64
24217A	Scr 1/4X1-1/2" Rd Slotted	31114	7/16" Std 6Pt Skt 3/8" Dr	32114	1/2 Dr Std Soc 6-Pt 7/16	P-15	Solid Punch 5/32" Point 5"
24219A	Scr 1/4X4" Rd Slotted	31116	1/2" Std 6Pt Skt 3/8" Dr	32116	1/2 Dr Std Soc 6-Pt 1/2	P-4	Pin Punch 1/8" Point, 4-3/4"
24237A	Scr 5/16X6" Rd Slotted	31118	9/16" Std 6Pt Skt 3/8" Dr	32118	1/2 Dr Std Soc 6-Pt 9/16	P-40	Center Punch 3/8" Point 5"
24241A	Scr 3/8X8" Rd Slotted	31120	5/8" Std 6Pt Skt 3/8" Dr	32120	1/2 Dr Std Soc 6-Pt 5/8	P-6	Pin Punch 3/16" Point 5-1/4"
24249A	Scr #1 X 3 Phillips®	31122	11/16" Std 6Pt Skt 3/8" Dr	32122	1/2 Dr Std Soc 6-Pt 11/16	P-8	Pin Punch 1/4" Point 5-3/4"
24251A	Scr #2 X 1-1/2 Phillips®	31124	3/4" Std 6Pt Skt 3/8" Dr	32124	1/2 Dr Std Soc 6-Pt 3/4		
24253A	Scr #2 X 4 Phillips®	31126	13/16" Std 6Pt Skt 3/8" Dr	32126	1/2 Dr Std Soc 6-Pt 13/16		

All master set contents are subject to change over time, for updated information contact customer service or visit our website [snapon.com/industrialbrands](http://snapon.com/industrialbrands)

## Contents: Basic Machine Repair Set WSC-102TB

Refer to Master Sets Section Page 40 for Photo and Description

Note: WSC-102 Includes All Tools Only, Without Tool Storage Cabinet

Product Code	Description	Product Code	Description	Product Code	Description	Product Code	Description
1210SC	WRChrSat12pt 5/16	HK-1/8	L-Type Hex Key, 1/8	M-606	Skt6pt 3/16	SA-16A	HexBtSkt 1/2
1212SC	WRChrSat12pt 3/8	HK-3/16	L-Type Hex Key, 3/16	P-28	LgTprPch 1/4 PT 12	SA-18A	HexBtSkt 9/16
1214SC	WRChrSat12pt 7/16	HK-3/32	L-Type Hex Key, 3/32	P-40	Centerpunch 3/8 PT 5	SA-20A	HexBtSkt 5/8
1216SC	WRChrSat12pt 1/2	HK-3/8	L-Type Hex Key, 3/8	P-8	Pinchp 1/4 PT 5-3/4	SA-8A	HexBtSkt 1/4
1218SC	WRChrSat12pt 9/16	HK-5/16	L-Type Hex Key, 5/16	PL-1515	Lock Rg Pls 8	SDP-1-3	Scr Ph 1-Pt 3
1220SC	WRChrSat12pt 5/8	HK-5/32	L-Type Hex Key, 5/32	PL-1520C	Ut Superjoint Pls 10	SDP-2-4	Scr Ph 2-Pt 4
1222SC	WRChrSat12pt 11/16	HK-5/64	L-Type Hex Key, 5/64	PL-1600C	Snap Rg Pls & Tips Set	SDP-3-6	Scr Ph 3-Pt 6
1224SC	WRChrSat12pt 3/4	HK-7/32	L-Type Hex Key, 7/32	PL-57C	Diag Cut Pls Hi Lvrgr	SDR-24	Sl-rd Shank-4 (1/4)
1226SC	WRChrSat12pt 13/16	HK-7/64	L-Type Hex Key, 7/64	PL-76C	Chn Nose Pls Lg Nose 6-1/1	SDR-26	Sl-SQ Shank-6 (5/16)
1228SC	WRChrSat12pt 7/8	HK-9/64	L-Type Hex Key, 9/64	PL-8C	Comb Slip-Joint Pls 8	ST-1212	1/2Dr Skt12pt 3/8
1230SC	WRChrSat12pt 15/16	HSF-150A	Hmr Body 12oz 1-1/2	RFW-12	Rat FL NUT WR 3/8	ST-1214	Skt12pt 7/16
1232SC	WRChrSat12pt 1	HSF-15N	Hmr Tip Med Hard 1-1/2	RFW-14	Rat FL NUT WR 7/16	ST-1216	Skt12pt 7/16
1234SC	WRChrSat12pt 1-1/16	HSF-15T	Hmr Tip Tough 1-1/2	RFW-16	Rat FL NUT WR 1/2	ST-1218	Skt12pt 7/16
1236SC	WRChrSat12pt 1-1/8	M-102	Ext 2	RFW-18	Rat FL NUT WR 9/16	ST-1220	Skt12pt 7/16
1240SC	WRChrSat12pt 1-1/4	M-106A	Spinner Hdle	RFW-20	Rat FL NUT WR 5/8	ST-1222	Skt12pt 7/16
13408A	Adj WR 8 Chr	M-1208	Skt12pt 1/4	S-102P	1/2Dr Ext 2	ST-1224	Skt12pt 7/16
13412A	Adj WR 12 Chr	M-1210	Skt12pt 5/16	S-110P	Ext 5	ST-1226	Skt12pt 7/16
20544	Bl PN Hmr 1 Lb	M-1211	Skt12pt 11/32	S-115P	Ext 10	ST-1228	Skt12pt 7/16
C-16	Cd Chs 1/2	M-1212	Skt12pt 3/8	S-140A	U-Joint	ST-1230	Skt12pt 7/16
C-24	Cd Chs 3/4	M-1214	Skt12pt 7/16	S-15A	1/2Dr Speeder 18-7/8	ST-1232	Skt12pt 7/16
C-28	Cd Chs 7/8	M-1216	Skt12pt 1/2	S-20A	1/2Dr Sliding T Hdle	ST-1234	1/2Dr Skt12pt 1-1/16
C-82	Pch Bar 3/4 Flat 15-7/8	M-1218	Skt12pt 9/16	S-41AA	FIHdl 17	ST-1236	1/2Dr Skt12pt 1-1/8
GS-1	Master Feeler Gauge Set	M-140A	Univer Joint	S-52EHA	Narrow Hd Ratchet 10 3/8	ST-1240	1/2Dr Skt12pt 1-1/4
HK-050	L-Type Hex Key, .050	M-42A	1/4Dr FIHdl	S-60D	1/2Dr Stud Remover	W26RC7	26" Roll Cabinet
HK-1/16	L-Type Hex Key, 1/16	M-52EHA	Narrow Hd Ratchet 5 1/2	SA-10A	HexBtSkt 5/16		
HK-1/4	L-Type Hex Key, 1/4	M-605	Skt6pt 5/32	SA-12A	HexBtSkt 3/8		

## Contents: Oilfield Service Set - MSOS-102TB

Refer to Master Sets Section Page 40 for Photo and Description

Note: MSOS-102 Includes All Tools Only, Without Tool Storage Cabinet

Product Code	Description	Product Code	Description	Product Code	Description	Product Code	Description
11108	Combo Wr 12 Pt 1/4"	31001	3/8" Dr Ratchet 7-3/4"	32005	1/2" Dr Flex Hd 15-1/2"	AP-8A	Adj. Wr 8" Chrome
11110	Combo Wr 12 Pt 5/16"	31002	3/8" Dr Extension 3"	32214	1/2" Dr Std Skt 12pt 7/16"	AP-12A	Adj. Wr 12" Chrome
11112	Combo Wr 12 Pt 3/8"	31003	3/8" Dr Extension 6"	32216	1/2" Dr Std Skt 12pt 1/2"	AP-15A	Adj. Wr 15" Chrome
11114	Combo Wr 12 Pt 7/16"	31112	3/8" Dr Std Skt 6-Pt 3/8"	32218	1/2" Dr Std Skt 12pt 9/16"	C-10	Cold Chisel 5/16"
11116	Combo Wr 12 Pt 1/2"	31114	3/8" Dr Std Skt 6-Pt 7/16"	32220	1/2" Dr Std Skt 12pt 5/8"	C-16	Cold Chisel 1/2"
11118	Combo Wr 12 Pt 9/16"	31116	3/8" Dr Std Skt 6-Pt 1/2"	32222	1/2" Dr Std Skt 12pt 11/16"	C-24	Cold Chisel 3/4"
11120	Combo Wr 12 Pt 5/8"	31118	3/8" Dr Std Skt 6-Pt 9/16"	32224	1/2" Dr Std Skt 12pt 3/4"	P-15	Solid Punch 5/32" Pt 5"
11122	Combo Wr 12 Pt 11/16"	31120	3/8" Dr Std Skt 6-Pt 5/8"	32226	1/2" Dr Std Skt 12pt 13/16"	P-4	Pin Punch 1/8" Pt 4-3/4"
11124	Combo Wr 12 Pt 3/4"	31122	3/8" Dr Std Skt 6-Pt 11/16"	32228	1/2" Dr Std Skt 12pt 7/8"	P-40	Center Punch 3/8" Pt 5"
11126	Combo Wr 12 Pt 13/16"	31124	3/8" Dr Std Skt 6-Pt 3/4"	32230	1/2" Dr Std Skt 12pt 15/16"	P-6	Pin Punch 3/16" Pt 5-1/4"
11128	Combo Wr 12 Pt 7/8"	31301	3/8" Dr Spark Plug Skt 5/8"	32232	1/2" Dr Std Skt 12pt 1"	P-8	Pin Punch 1/4" Pt 5-3/4"
11130	Combo Wr 12 Pt 15/16"	31412	3/8" Dr Deep Skt 12pt 3/8"	32234	1/2" Dr Std Skt 12pt 1-1/16"	PL-1520C	Utility Superjoint Pliers 10"
11132	Combo Wr 12 Pt 1"	31414	3/8" Dr Deep Skt 12pt 7/16"	32236	1/2" Dr Std Skt 12pt 1-1/8"	S-41AA	1/2" Dr Flex Hd 15-1/2"
11134	Combo Wr 12 Pt 1-1/16"	31416	3/8" Dr Deep Skt 12pt 1/2"	32240	1/2" Dr Std Skt 12pt 1-1/4"	SDE-43	Screwdr Electricians 3"
11136	Combo Wr 12 Pt 1-1/8"	31418	3/8" Dr Deep Skt 12pt 9/16"	32416	1/2" Dr Deep Skt 12pt 1/2"	SDE-46	Screwdr Electricians 6"
11140	Combo Wr 12 Pt 1-1/4"	31420	3/8" Dr Deep Skt 12pt 5/8"	32418	1/2" Dr Deep Skt 12pt 9/16"	SDP-1-3	Screwdr Phillips® 1-Pt 3"
13213	Ball End Hex Key Long 13 Pcs	31422	3/8" Dr Deep Skt 12pt 11/16"	32420	1/2" Dr Deep Skt 12pt 5/8"	SDP-2-4	Screwdr Phillips® 2-Pt 4"
20678	32 Oz Drilling HaMMer	31424	3/8" Dr Deep Skt 12pt 3/4"	32422	1/2" Dr Deep Skt 12pt 11/16"	SDP-3-6	Screwdr Phillips® 3-Pt 6"
23301	Curved-Jaw Locking Pliers /w Cutter 5"	32001	1/2" Dr Ratchet 9-7/8"	32424	1/2" Dr Deep Skt 12pt 3/4"	SDR-24	Screwdr Round 4"
23303	Curved-Jaw Locking Pliers /w Cutter 10"	32003	1/2" Dr Extension 6"	32426	1/2" Dr Deep Skt 12pt 13/16"	SDR-26	Screwdr Round 6"
23309	Long Locking Pliers /w Cutter 6"	32003	1/2" Dr Extension 6"	32428	1/2" Dr Deep Skt 12pt 7/8"	SDR-28	Screwdr Round 8"
23310	Long Locking Pliers /w Cutter 9"	32004	1/2" Dr Extension 10"	40201	4 Pcs Mini Pick& Hook Set	W26RC7	26" W - 7 Drawer Roll Cab

## Contents: Basic Electrical Repair Set WSC-95TB

Refer to Master Sets Section Page 41 for Photo and Description

Note: WSC-95 Includes All Tools Only, Without Tool Storage Cabinet

Product Code	Description	Product Code	Description	Product Code	Description	Product Code	Description
1112A	Min OE WRChrSat 3/16	24405	5/16 Csh Gr Ntdrv	BE-8040	Sl Scr 4x5/32xTip 8 3/4	HK-7/32	L-Type Hex Key, 7/32
1113A	Min OE WRChrSat 13/64	24407	11/32 Csh Gr Ntdrv	BE-8050S	Scr Ins Sl 8-3/4x4x5/32	HK-1/4	L-Type Hex Key, 1/4
1114A	Min OE WRChrSat 7/32	24409	3/8 Csh Gr Ntdrv	BE-8065S	Scr Ins Sl Ergo 13-1/2x7x1/4	HK-5/16	L-Type Hex Key, 5/16
1115A	Min OE WRChrSat 15/64	24411	7/16 Csh Gr Ntdrv	BE-8150	Sl Scr 4x7/32xTip 8 3/4	HK-3/8	L-Type Hex Key, 3/8
1116A	Min OE WRChrSat 1/4	24413	1/2 Csh Gr Ntdrv	BE-8155	Sl Scr 5x1/4 Tip 9 3/4	M-102	1/4Dr Ext 2
1118A	Min OE WRChrSat 9/32	2533-7	Lg Ns Pl Grs 7	BE-8230S	Scr Ins Sl 9-3/4x5x1/8	M-106A	1/4Dr Spinner Hdle
1120A	Min OE WRChrSat 5/16	2628 G-180	SideCut SlUtl Pls 7-	BE-8255S	Scr Ins Sl 11-3/4x7x3/16	M-140A	1/4Dr U-Joint
1122A	Min OE WRChrSat 11/32	2628 S-200	Side Cut Comb Pl Ins Gr 8	BE-8600S	Scr Ins Ph® 0-Pt 7	M-52EHA	1/4Dr Encl Hd Ratchet 5
1124A	Min OE WRChrSat 3/8	50721	3Drw 34 Cart-Rb Red	BE-8610	Ph Scr 3x1 PT 7 3/4	M-604	1/4Dr Skt6pt 1/8
1128A	Min OE WRChrSat 7/16	8224	Adj Joint Pls 10	BE-8610S	Scr Ins Ph® 1-Pt 8	M-605	Skt6pt 5/32
1132A	Min OE WRChrSat 1/2	B-108	3/8Dr Ext 3	BE-8620	Ph Scr 4x2 PT 8 3/4	M-606	Skt6pt 3/16
1136A	Min OE WRChrSat 9/16	B-1208	3/8Dr Skt12pt 1/4	BE-8620S	Scr Ins Ph® 2-Pt 8-3/4	M-607	Skt6pt 7/32
1140A	Min OE WRChrSat 5/8	B-1210	3/8Dr Skt12pt 5/16	BE-8630S	Scr Ins Ph® 3-Pt 11-3/4	M-608	Skt6pt 1/4
13406A	Adj WR 6 Chr	B-1211	3/8Dr Skt12pt 11/32	BE-8640S	Scr Ins Ph® 4-Pt 14-1/4	M-609	Skt6pt 9/32
2101S-160	Diag Cut Pl Insul 6-1/4	B-1212	3/8Dr Skt12pt 3/8	HBP-5-0A	Bl PN Hmr 4oz	M-610	Skt6pt 5/16
2101S-200	Diag Cut Pl Ins 8	B-1214	3/8Dr Skt12pt 7/16	HK-050	L-Type Hex Key, .050	M-611	Skt6pt 11/32
2203-8	Diag Cut Pl Str 8x-Wide Hd	B-1216	3/8Dr Skt12pt 1/2	HK-1/16	L-Type Hex Key, 1/16	M-612	Skt6pt 3/8
23503	FtEnd Strip-Cut/Crmp	B-1218	3/8Dr Skt12pt 9/16	HK-5/64	L-Type Hex Key, 5/64	M-614	Skt6pt 7/16
23506	Hd Strip/Ctr 10-20	B-1220	3/8Dr Skt12pt 5/8	HK-3/32	L-Type Hex Key, 3/32	M-616	Skt6pt 1/2
23533	Cg Super Stripper 10-18	B-1222	3/8Dr Skt12pt 11/16	HK-7/64	L-Type Hex Key, 7/64	M-618	Skt6pt 9/16
23535	Cg Super Stripper 20-30	B-1224	3/8Dr Skt12pt 3/4	HK-1/8	L-Type Hex Key, 1/8	MB-131BA	1/4Dr Adp 1/4x3/8 Blk
2427 S-200	60" Crv Nose Pl Ins 8	B-52EHA	3/8Dr EnchHd Rat 8	HK-9/64	L-Type Hex Key, 9/64	PL-1519C	Superjoint Pls 5
24401	3/16 Csh Gr Ntdrv	BE-8010S	Scr Ins Sl 7x3x1/8	HK-5/32	L-Type Hex Key, 5/32	PL-209X	Lnms S Pl Comf Gr 9 -1/2
24403	1/4 Csh Gr Ntdrv	BE-8020	Sl Scr 2x1/8 Tip 6	HK-3/16	L-Type Hex Key, 3/16		

All master set contents are subject to change over time, for updated information contact customer service or visit our website [snapon.com/industrialbrands](http://snapon.com/industrialbrands)

## Contents: General Industrial Repair Set WSC-88TB

Refer to Master Sets Section Page 41 for Photo and Description

Note: WSC-88 Includes All Tools Only, Without Tool Storage Cabinet

Product Code	Description	Product Code	Description	Product Code	Description	Product Code	Description
13406A	Adj WR 6 Chr	B-1208	Skt12Pt 1/4	PL-1520C	Ut SuPerjoint Pls 10	SDS-33	Sl-Sq Shank-12 (3/8)
13410A	Adj WR 10 Chr	B-1210	Skt12Pt 5/16	PL-46C	Diag Cut Pls Reg 6	ST-1212	1/2Dr Skt12Pt 3/8
1210SC	WRChrSat12Pt 5/16	B-1211	3/8Dr Skt12Pt 11/32	PL-76C	Chn Nose Pls Lg Nose 6-1/2	ST-1214	1/2Dr Skt12Pt 7/16
1212SC	WRChrSat12Pt 3/8	B-1212	Skt12Pt 3/8	PL-8C	Comb Slip-Joint Pls 8	ST-1216	1/2Dr Skt12Pt 1/16
1214SC	WRChrSat12Pt 7/16	B-1214	Skt12Pt 7/16	S-102P	1/2Dr Ext 2	ST-1218	1/2Dr Skt12Pt 9/16
1216SC	WRChrSat12Pt 1/2	B-1216	Skt12Pt 1/2	S-110P	1/2Dr Ext 5-1/2	ST-1220	1/2Dr Skt12Pt 5/8
1218SC	WRChrSat12Pt 9/16	B-1218	Skt12Pt 9/16	S-115P	1/2Dr Ext 10	ST-1222	1/2Dr Skt12Pt 11/16
1220SC	WRChrSat12Pt 5/8	B-1220	Skt12Pt 5/8	S-140A	1/2Dr U-Joint	ST-1224	1/2Dr Skt12Pt 3/4
1222SC	WRChrSat12Pt 11/16	B-1222	Skt12Pt 11/16	S-15A	1/2Dr Speeder 18-7/8	ST-1226	1/2Dr Skt12Pt 13/16
1224SC	WRChrSat12Pt 3/4	B-1224	Skt12Pt 3/4	S-20A	1/2Dr Sliding T Hdle	ST-1228	1/2Dr Skt12Pt 7/8
1226SC	WRChrSat12Pt 13/16	B-1226	Skt12Pt 13/16	S-41AA	1/2Dr FlHdl 15-1/2	ST-1230	1/2Dr Skt12Pt 15/16
1228SC	WRChrSat12Pt 7/8	B-1228	Skt12Pt 7/8	S-52EHA	1/2Dr Encl Hd Rat 10-3/8	ST-1232	1/2Dr Skt12Pt 1
1230SC	WRChrSat12Pt 15/16	B-1230	Skt12Pt 15/16	SDP-1-3	Scr Ph 1-Pt 3	ST-1234	1/2Dr Skt12Pt 1-1/16
1232SC	WRChrSat12Pt 1	B-1232	Skt12Pt 1	SDP-2-4	Scr Ph 2-Pt 4	ST-1236	1/2Dr Skt12Pt 1-1/8
1234SC	WRChrSat12Pt 1-1/16	B-140A	3/8Dr U-Joint	SDP-3-6	Scr Ph 3-Pt 6	ST-1240	1/2Dr Skt12Pt 1-1/4
1236SC	WRChrSat12Pt 1-1/8	B-40A	3/8Dr FlHdl	SDP-4-6	Scr Ph 4-Pt 6	WS-44	Hex Key Set 13-Pcs
1240SC	WRChrSat12Pt 1-1/4	B-52EHA	3/8Dr Encl Hd Rat 8	SDR-24	Sl-Rd Shank-4 (1/4)	XFN-1214	Fl Nut WR 3/8x7/16
B-108	3/8Dr Ext 3	CC-406C	C-CI CP Screw 6	SDP-2-ST	Scr Ph 2-Pt	XFN-1618	Fl Nut WR 1/2x9/16
B-110	3/8Dr Ext 6	GS-1	Master Feeler Gauge Set	SDR-26	Sl-Sq Shank-6 (5/16)	W26RC7	26 Roll Cabinet

## Contents: General Service Set WSC-80TB

Refer to Master Sets Section Page 42 for Photo and Description

Note: WSC-80 Includes All Tools Only, Without Tool Storage Cabinet

Product Code	Description	Product Code	Description	Product Code	Description	Product Code	Description
1210SC	WRChrSat12pt 5/16	B-1208	3/8Dr Skt12pt 1/4	C-24	Cd Chs 3/4	SDP-2-4	Scr Ph 2-Pt 4
1212SC	WRChrSat12pt 3/8	B-1210	3/8Dr Skt12pt 5/16	GS-1	Master Feeler Gauge Set	SDR-24	Sl-rd Shk-4 (1/4)
1214SC	WRChrSat12pt 7/16	B-1211	3/8Dr Skt12pt 11/32	HBP-2-0A	BI PN Hmr 12oz	SDR-26	Sl-Sq Shk-6 (5/16)
1216SC	WRChrSat12pt 1/2	B-1212	3/8Dr Skt12pt 3/8	P-15	Slidpch 5/32 Pt 5	SDR-28	Sl-Sq Shk-8 (3/8)
1218SC	WRChrSat12pt 9/16	B-1214	3/8Dr Skt12pt 7/16	P-4	Pinpch 1/8 Pt 4-3/4	SDS-62	Sl-Sq Shk-1-3/4 (1/4)
1220SC	WRChrSat12pt 5/8	B-1216	3/8Dr Skt12pt 1/2	P-40	Centerpch 3/8 Pt 5	SDP-3-6	Scr Ph 3-Pt 6
1222SC	WRChrSat12pt 11/16	B-1218	3/8Dr Skt12pt 9/16	P-6	Pinpch 3/16 Pt 5-1/4	ST-1212	1/2Dr Skt12pt 3/8
1224SC	WRChrSat12pt 3/4	B-1220	3/8Dr Skt12pt 5/8	P-8	Pinpch 1/4 Pt 5-3/4	ST-1214	1/2Dr Skt12pt 7/16
1226SC	WRChrSat12pt 13/16	B-1222	3/8Dr Skt12pt 11/16	PL-1519C	Ut Superjoint Pls 5	ST-1216	1/2Dr Skt12pt 1/2
1228SC	WRChrSat12pt 7/8	B-1224	3/8Dr Skt12pt 3/4	PL-1520C	Ut Superjoint Pls 10	ST-1218	1/2Dr Skt12pt 9/16
1230SC	WRChrSat12pt 15/16	B-108	3/8Dr Ext 3	PL-46C	Diag Cut Pls Reg 6	ST-1220	1/2Dr Skt12pt 5/8
1232SC	WRChrSat12pt 1	B-110	3/8Dr Ext 6	PL-76C	Chn Nose Pls Lg Nose	ST-1222	1/2Dr Skt12pt 11/16
1234SC	WRChrSat12pt 1-1/16	B-115	3/8Dr Ext 11	S-102P	1/2Dr Ext 2	ST-1224	1/2Dr Skt12pt 3/4
1236SC	WRChrSat12pt 1-1/8	B-140A	3/8Dr U-Joint	S-110P	1/2Dr Ext 5	ST-1226	1/2Dr Skt12pt 13/16
1240SC	WRChrSat12pt 1-1/4	B-15	3/8Dr Speeder	S-115P	1/2Dr Ext 10	ST-1228	1/2Dr Skt12pt 7/8
13406A	6 Chr Adj WR - Pol Hd	B-20A	3/8Dr Sliding T Hdle	S-140A	1/2Dr U-Joint	ST-1230	1/2Dr Skt12pt 15/16
13408A	8 Chr Adj WR - Pol Hd	B-40A	3/8Dr FlHdl	S-15A	1/2Dr Speeder 18-1/16	ST-1232	1/2Dr Skt12pt 1
2628 G-160	Side-Cut Comb Pls -7	B-52EHA	3/8Dr Encl Hd Rat 8	S-20A	1/2Dr Sliding T Hdle	ST-1234	1/2Dr Skt12pt 1-1/16
23503	FrEnd Strip-Cut/Cmp	C-10	Cd Chs 5/16	S-41AA	1/2Dr FlHdl 15-1/2	ST-1236	1/2Dr Skt12pt 1-1/8
50721	3Drw 34 Cart-Rb Red	C-16	Cd Chs 1/2	S-52EHA	1/2Dr Encl Hd Rat 10-3/8	ST-1240	1/2Dr Skt12pt 1-1/4

## Contents: Basic Service Set WSC-41TB

Refer to Master Sets Section Page 42 for Photo and Description

Note: WSC-41 Includes All Tools Only, Without Tool Storage Cabinet

Product Code	Description	Product Code	Description	Product Code	Description	Product Code	Description
1208SC	Comb WR 12pt 1/4	50721	3Drw 34 Cart-Rb Red	B-1226	3/8Dr Skt12pt 13/16	P-38	Centerpch 1/4 Pt 3-7/8
1210SC	Comb WR 12pt 5/16	B-1208	3/8Dr Skt12pt 1/4	B-1228	3/8Dr Skt12pt 7/8	P-6	Pinpch 3/16 Pt 5-1/4
1212SC	Comb WR 12pt 3/8	B-1210	3/8Dr Skt12pt 5/16	B-1230	3/8Dr Skt12pt 15/16	PL-46C	Diag Cut Pls Reg 6
1214SC	Comb WR 12pt 7/16	B-1211	3/8Dr Skt12pt 11/32	B-1232	3/8Dr Skt12pt 1	PL-76C	Chn Nose Pls Lg Nose 6-1/2
1216SC	Comb WR 12pt 1/2	B-1212	3/8Dr Skt12pt 3/8	B-108	3/8Dr Ext 3	PL-8C	Comb Slip-Joint Pls 8
1218SC	Comb WR 12pt 9/16	B-1214	3/8Dr Skt12pt 7/16	B-110	3/8Dr Ext 6	SDP-2-4	Scr Ph 2-Pt 4
1220SC	Comb WR 12pt 5/8	B-1216	3/8Dr Skt12pt 1/2	B-140A	3/8Dr U-Joint	SDR-24	Sl-rd Shk-4 (1/4)
1222SC	Comb WR 12pt 11/16	B-1218	3/8Dr Skt12pt 9/16	B-40A	3/8Dr FlHdl	SDR-26	Sl-Sq Shk-6 (5/16)
1224SC	Comb WR 12pt 3/4	B-1220	3/8Dr Skt12pt 5/8	B-52A	3/8Dr Flnd Hd Rat 7-5/8		
1226SC	Comb WR 12pt 13/16	B-1222	3/8Dr Skt12pt 11/16	C-16	Cd Chs 1/2		
13406A	6 Chr Adj WR - Pol Hd	B-1224	3/8Dr Skt12pt 3/4	20543	BI PN Hmr 12oz		

All master set contents are subject to change over time, for updated information contact customer service or visit our website [snapon.com/industrialbrands](http://snapon.com/industrialbrands)



## Contents: Metric Maintenance Service Set MSC-225TB

Refer to Master Sets Section Page 43 for Photo and Description

Note: MSC-225 Includes All Tools Only, Without Tool Storage Cabinet

Product Code	Description	Product Code	Description	Product Code	Description	Product Code	Description
1207MSC	Comb WR 12pt 7mm	BM-1217	3/8Dr Std12pt Skt 17 mm	MM-605-5	Mm Skt6pt 55Mm	S-52EHA	Enchd ratchet 10 3/8
1208MSC	Comb WR 12pt 8mm	BM-1218	3/8Dr Std12pt Skt 18 mm	MM-606	Mm Skt6pt 6Mm	S-60D	Stud Remover
1209MSC	Comb WR 12pt 9mm	BM-1219	3/8Dr Std12pt Skt 19 mm	MM-607	Mm Skt6pt 7Mm	S-70	Ratchet Spinner
1210MSC	Comb WR 12pt 10mm	BM-1220	3/8Dr Skt12pt 20mm	MM-608	Mm Skt6pt 8Mm	SDE-43	Scr Electr 3
1211MSC	Comb WR 12pt 11mm	BM-1221	3/8Dr Skt12pt 21mm	MM-609	Mm Skt6pt 9Mm	SDE-46	Scr Electr 6
1212MSC	Comb WR 12pt 12mm	BM-1222	3/8Dr Skt12pt 22mm	MM-610	Mm Skt6pt 10Mm	SDE-50	Scr Electr 10
1213MSC	Comb WR 12pt 13mm	BM-1224	3/8Dr Skt12pt 24mm	MM-611	Mm Skt6pt 11Mm	SDE-53	Scr Electr 2-1/2
1214MSC	Comb WR 12pt 14mm	BMD-608	3/8Dr Dp 6 PT Skt 8 mm	MM-612	Mm Skt6pt 12Mm	SDE-8	Scr Electr 8
1215MSC	Comb WR 12pt 15mm	BMD-609	3/8Dr Dp 6 PT Skt 9 mm	MM-613	Mm Skt6pt 13Mm	SDP-1-3	Scr Ph 1-Pt 3
1217MSC	Comb WR 12pt 17mm	BMD-610	3/8Dr Dp 6 PT Skt 10 mm	MM-614	Mm Skt6pt 14Mm	SDP-2-4	Scr Ph 2-Pt 4
1218MSC	Comb WR 12pt 18mm	BMD-611	3/8Dr Dp 6 PT Skt 11 mm	MMD-604	1/4Dr Dp Skt6pt 4mm	SDP-2-ST	Scr Ph 2-Pt
1219MSC	Comb WR 12pt 19mm	BMD-612	3/8Dr Dp 6 PT Skt 12 mm	MMD-605	1/4Dr Dp Skt6pt 5mm	SDP-3-6	Scr Ph 3-Pt 6
1221MSC	Comb WR 12pt 21mm	BMD-613	3/8Dr Dp 6 PT Skt 13 mm	MMD-606	1/4Dr Dp Skt6pt 6mm	SDP-4-6	Scr Ph 4-Pt 6
1222MSC	Comb WR 12pt 22mm	BMD-614	3/8Dr Dp 6 PT Skt 14 mm	MMD-607	1/4Dr Dp Skt6pt 7mm	SDR-24	Sl-Rd Shank-4 (1/4)
1224MSC	Comb WR 12pt 24mm	BMD-615	3/8Dr Dp 6 PT Skt 15 mm	MMD-608	1/4Dr Dp Skt6pt 8mm	SDR-26	Sl-Sq Shank-6 (5/16)
13404A	Adj WR 4 Chr	BMD-616	3/8Dr Dp 6 PT Skt 16 mm	MMD-609	1/4Dr Dp Skt6pt 9mm	SDR-28	Sl-Sq Shank-8 (3/8)
13408A	Adj WR 8 Chr	BMD-617	3/8Dr Dp 6 PT Skt 17 mm	MMD-610	1/4Dr Dp Skt6pt 10mm	SDS-33	Sl-Sq Shank-12 (3/8)
13412A	12 Chr Adj WR - Pol Hd	BMD-618	3/8Dr Dp 6 PT Skt 18 mm	MMD-611	1/4Dr Dp Skt6pt 11mm	SDS-62	Siby Sl Tip 1-1/2x1/4
23503	8 1/4 Ctr Crimper	BMD-619	3/8Dr Dp 6 PT Skt 19 mm	MMD-612	1/4Dr Dp Skt6pt 12mm	SMD-1213	Mm Dp Skt12pt 13 Mm
2503MFRMH	1/2Dr Cl Trg Wr 250 F-Lb	C-10	Cd Chs 5 StSz 5/16	MMD-613	1/4Dr Dp Skt6pt 13mm	SMD-1214	Mm Dp Skt12pt 14 Mm
2628 G-180	7 1/2 Side Cut Slip-Joint	C-12	Cd Chs 5-1/4 StSz 5/16	MMD-614	1/4Dr Dp Skt6pt 14mm	SMD-1215	Mm Dp Skt12pt 15 Mm
471	Adj Hk Spr 3/4 - 2	C-16	Cd Chs 6 StSz 3/8	MWS-47	Hex Key Set 7-Pcs	SMD-1216	Mm Dp Skt12pt 16 Mm
474	Adj Hk Spr 2 - 4-3/4	C-20	Cd Chs 6-1/2 StSz 1/2	O-471	Adj Pin Spr 3/4 To 2	SMD-1217	Mm Dp Skt12pt 17 Mm
4M-613	1/2Dr InSk6pt 13mm	C-24	Cd Chs 7 StSz 5/8	O-474	Adj Pin Spr 2 To 4-3/4	SMD-1218	Mm Dp Skt12pt 18 Mm
4M-614	1/2Dr InSk6pt 14mm	C-32	Cd Chs 5 StSz 3/8	P-14	SlDpch 4-1/2 StSz 5/16	SMD-1219	Mm Dp Skt12pt 19 Mm
4M-615	1/2Dr InSk6pt 15mm	C-42	Cape Chs 5 StSz 3/8	P-15	SlDpch 5 StSz 3/8	SMD-1221	Mm Dp Skt12pt 21 Mm
4M-616	1/2Dr InSk6pt 16mm	C-62	DmndPT Chs 6 1/2 StSz 5/8	P-16	SlDpch 5 StSz 3/8	SMD-1222	Mm Dp Skt12pt 22 Mm
4M-617	1/2Dr InSk6pt 17mm	C-715	RlBr 16	P-25	LgTrpPch 8-1/2 StSz 1/2	SMD-1224	Mm Dp Skt12pt 24 Mm
4M-618	1/2Dr InSk6pt 18mm	CW-4	Chain WR	P-28	LgTrpPch 11 StSz 5/8	SMD-1227	Mm Dp Skt12pt 27 Mm
4M-619	1/2Dr InSk6pt 19mm	HBP-2-0A	Bl PN Hmr 12oz	P-32	Prickpch 6 StSz 1/2	SMD-1230	Mm Dp Skt12pt 30 Mm
4M-621	1/2Dr InSk6pt 21mm	HBP-4A	Bl PN Hmr 2 Lb	P-4	Pinpch 5 StSz 5/16	STM-1210	1/2Dr Skt12pt 10mm
4M-622	1/2Dr InSk6pt 22mm	HBP-5-0A	Bl PN Hmr 4oz	P-40	Centerpch 5 StSz 3/8	STM-1211	1/2Dr Skt12pt 11mm
4M-624	1/2Dr InSk6pt 24mm	HK-10MM	L-Type Hex Key, 10MM	P-6	Pinpch 5-1/2 StSz 5/16	STM-1212	1/2Dr Skt12pt 12mm
4M-627	1/2Dr InSk6pt 27mm	HK-12MM	L-Type Hex Key, 12MM	P-8	Pinpch 7 StSz 3/8	STM-1213	1/2Dr Skt12pt 13mm
4M-630	1/2Dr InSk6pt 30mm	HK-14MM	L-Type Hex Key, 14MM	PL-126C	Crv Chain Nose Pls 6-1/4	STM-1214	1/2Dr Skt12pt 14mm
B-101	3/8Dr Ext 1-1/2	HK-17MM	L-Type Hex Key, 17MM	PL-1519C	5 Ut Superjoint	STM-1215	1/2Dr Skt12pt 15mm
B-108	Ext 3	HK-2.5MM	L-Type Hex Key, 2.5MM	PL-1520C	10 Ut Superjoint	STM-1216	1/2Dr Skt12pt 16mm
B-110	Ext 6	HK-2MM	L-Type Hex Key, 2MM	PL-1524C	Ut Superjoint Pls 16	STM-1217	1/2Dr Skt12pt 17mm
B-115	3/8Dr Ext 10-1/2	HK-3MM	L-Type Hex Key, 3MM	PL-46C	6 Diag Cut Pl	STM-1218	1/2Dr Skt12pt 18mm
B-140A	U-Joint	HK-4MM	L-Type Hex Key, 4MM	PL-76C	6 1/2 Chain Nose Side Ctr	STM-1219	1/2Dr Skt12pt 19mm
B-15	3/8Dr Speeder	HK-5MM	L-Type Hex Key, 5MM	PL-77C	Chn Nose PlsL Nose 7-1	STM-1220	1/2Dr Skt12pt 20mm
B-20A	3/8Dr Sliding T Hdle	HK-6MM	L-Type Hex Key, 6MM	PL-8C	Comb Slip-Joint Pls 8	STM-1221	1/2Dr Skt12pt 21mm
B-40A	FlHdl 8 9/16	HK-8MM	L-Type Hex Key, 8MM	RBM-0708	RatBox Wrench, 7 X 8MM	STM-1222	1/2Dr Skt12pt 22mm
B-52EHA	Narrow Hd Ratchet 8	HSF-155A	Hmr Body 1-1/4 Lb 1-1/2	RBM-0910	RatBox Wrench, 9 X 10MM	STM-1223	1/2Dr Skt12pt 23mm
B-70	3/8Dr Ratchet Spinner	HSF-15H	Hmr Tip Hard 1-1/2	RBM-1112	RatBox Wrench, 11 X 12MM	STM-1224	1/2Dr Skt12pt 24mm
BFE-8	3/8Dr Filible Ext 8	HSF-15S	Hmr Tip Soft 1-1/2	RBM-1314	RatBox Wrench, 13 X 14MM	STM-1225	1/2Dr Skt12pt 25mm
BM-1208	3/8Dr Std12pt Skt 8 mm	M-102	Ext 2	RBM-1517	RatBox Wrench, 15 X 17MM	STM-1226	1/2Dr Skt12pt 26mm
BM-1209	3/8Dr Std12pt Skt 9 mm	M-106A	Spinner Hdle	S-102P	Ext 2	STM-1227	1/2Dr Skt12pt 27mm
BM-1210	3/8Dr Std12pt Skt 10 mm	M-115	Ext 6	S-110P	Ext 5	STM-1228	1/2Dr Skt12pt 28mm
BM-1211	3/8Dr Std12pt Skt 11 mm	M-140A	U-Joint	S-115P	Ext 10	STM-1229	1/2Dr Skt12pt 29mm
BM-1212	3/8Dr Std12pt Skt 12 mm	M-20A	1/4Dr Sliding T Hdle	S-140A	U-Joint	STM-1230	1/2Dr Skt12pt 30mm
BM-1213	3/8Dr Std12pt Skt 13 mm	M-42A	1/4Dr FlHdl	S-15A	Speeder 18	STM-1232	1/2Dr Skt12pt 32mm
BM-1214	3/8Dr Std12pt Skt 14 mm	M-52EHA	Narrow Hd Ratchet 5 1/2	S-20A	Sliding T Hdle	STM-1234	1/2Dr Skt12pt 34mm
BM-1215	3/8Dr Std12pt Skt 15 mm	MM-604	Mm Skt6pt 4Mm	S-40AA	FlHdl 10 7/16	STM-1236	1/2Dr Skt12pt 36mm
BM-1216	3/8Dr Std12pt Skt 16 mm	MM-605	Mm Skt6pt 5Mm	S-41AA	FlHdl 15 1/2	W40RC7	40" Roll Cabinet

# Contents: Metric Heavy Equipment Service Set MSC-118TB

Refer to Master Sets Section Page 44 for Photo and Description

Note: MSC-118 Includes All Tools Only, Without Tool Storage Cabinet

Product Code	Description	Product Code	Description	Product Code	Description	Product Code	Description
1207MSC	Comb WR 12pt 7mm	BM-1209	3/8Dr Skt12pt 9mm	HK-2MM	L-Type Hex Key, 2MM	SDE-46	Scr Electr 6
1208MSC	Comb WR 12pt 8mm	BM-1210	3/8Dr Skt12pt 10mm	HK-3MM	L-Type Hex Key, 3MM	SDE-8	Scr Electr 8
1209MSC	Comb WR 12pt 9mm	BM-1211	3/8Dr Skt12pt 11mm	HK-4MM	L-Type Hex Key, 4MM	SDP-1-3	Scr Ph 1-Pt 3
1210MSC	Comb WR 12pt 10mm	BM-1212	3/8Dr Skt12pt 12mm	HK-5MM	L-Type Hex Key, 5MM	SDP-2-4	Scr Ph 2-Pt 4
1211MSC	Comb WR 12pt 11mm	BM-1213	3/8Dr Skt12pt 13mm	HK-6MM	L-Type Hex Key, 6MM	SDP-3-6	Scr Ph 3-Pt 6
1212MSC	Comb WR 12pt 12mm	BM-1214	3/8Dr Skt12pt 14mm	HK-8MM	L-Type Hex Key, 8MM	SDP-4-6	Scr Ph 4-Pt 6
1213MSC	Comb WR 12pt 13mm	BM-1215	3/8Dr Skt12pt 15mm	HM-1219	3/4Dr Skt12pt 19mm	SDR-24	SI-Rd Shank-4 (1/4)
1214MSC	Comb WR 12pt 14mm	BM-1216	3/8Dr Skt12pt 16mm	HM-1222	3/4Dr Skt12pt 22mm	SDR-24	SI-Rd Shank-4 (1/4)
1215MSC	Comb WR 12pt 15mm	BM-1217	3/8Dr Skt12pt 17mm	HM-1224	3/4Dr Skt12pt 24mm	SDR-26	SI-Sq Shank-6 (5/16)
1217MSC	Comb WR 12pt 17mm	BM-1218	3/8Dr Skt12pt 18mm	HM-1227	3/4Dr Skt12pt 27mm	SDR-28	SI-Sq Shank-8 (3/8)
1218MSC	Comb WR 12pt 18mm	BM-1219	3/8Dr Skt12pt 19mm	HM-1232	3/4Dr Skt12pt 32mm	SDS-33	SI-Sq Shank-12 (3/8)
1219MSC	Comb WR 12pt 19mm	BM-1220	3/8Dr Skt12pt 20mm	HM-1236	3/4Dr Skt12pt 36mm	SH-131BF	1/2Dr ADptr 1/2 Mx3/4 F B
1221MSC	Comb WR 12pt 21mm	BM-1221	3/8Dr Skt12pt 21mm	HM-1238	3/4Dr Skt12pt 38mm	STM-1210	1/2Dr Skt12pt 10mm
1222MSC	Comb WR 12pt 22mm	BM-1222	3/8Dr Skt12pt 22mm	HM-1241	3/4Dr Skt12pt 41mm	STM-1211	1/2Dr Skt12pt 11mm
1224MSC	Comb WR 12pt 24mm	BM-1223	3/8Dr Skt12pt 23mm	HM-1246	3/4Dr Skt12pt 46mm	STM-1212	1/2Dr Skt12pt 12mm
1227MSC	Comb WR 12pt 27mm	BM-1224	3/8Dr Skt12pt 24mm	HM-1250	3/4Dr Skt12pt 50mm	STM-1213	1/2Dr Skt12pt 13mm
1230MSC	Comb WR 12pt 30mm	BS-131BF	3/8Dr ADp 1/2 Fx3/8 M	HM-1255	3/4Dr Skt12pt 55mm	STM-1214	1/2Dr Skt12pt 14mm
1232MSC	Comb WR 12pt 32mm	C-12	Cd Chs 3/8	HM-1260	3/4Dr Skt12pt 60mm	STM-1215	1/2Dr Skt12pt 15mm
1236MSC	Comb WR 12pt 36mm	C-24	Cd Chs 3/4	MWS-47	Hex Key Set 7-Pcs	STM-1216	1/2Dr Skt12pt 16mm
13408A	8 Chr Adj WR - Pol Hd	C-715	RIBr 16	P-26	LgTrpPch 3/16 Pt10	STM-1217	1/2Dr Skt12pt 17mm
13412A	12 Chr Adj WR - Pol Hd	C-715	RIBr 16	P-29	LgTrpPch 5/16 Pt16	STM-1218	1/2Dr Skt12pt 18mm
20544	16oz BI PN Hmr	H-110	3/4Dr Ext 8	P-40	Centerpch 3/8 Pt 5	STM-1219	1/2Dr Skt12pt 19mm
20545	24oz BI PN Hmr	H-41AA	3/4Dr FIHdl Chr22-1/8	PL-1520C	Ut Superjoint Pls 10	STM-1220	1/2Dr Skt12pt 20mm
20651	48oz CrPN Hmr	H-51B	3/4Dr Rev Ratchet 20-1/8	PL-47C	Diag Cut Pls Reg 7	STM-1221	1/2Dr Skt12pt 21mm
B-108	3/8Dr Ext 3	HK-10MM	L-Type Hex Key, 10MM	PL-6C	Cb Slip-Joint Pls 6	STM-1222	1/2Dr Skt12pt 22mm
B-110	3/8Dr Ext 6	HK-12MM	L-Type Hex Key, 12MM	PL-76C	Chn Nose Pls Lg Nose 6-1/	W40RC7	40" Roll Carbinet
B-15	3/8Dr Speeder	HK-14MM	L-Type Hex Key, 14MM	S-115P	1/2Dr Ext 10		
B-52EHA	3/8Dr Encl Hd Rat 8	HK-17MM	L-Type Hex Key, 17MM	S-140A	1/2Dr U-Joint		
BM-1208	3/8Dr Skt12pt 8mm	HK-2.5MM	L-Type Hex Key, 2.5MM	S-52EHA	1/2Dr Encl Hd Rat 10-3/8		

INCH	DECIMAL	MILLIMETER	MILLIMETERS	INCHES	MILLIMETERS	INCHES	FOOT POUNDS	NEWTON METERS	FOOT POUNDS	NEWTON METERS
1/64	.0156	0.397	26	1.0236	94	3.7008	18	24.4	85	115.2
1/32	.0312	0.794	27	1.0630	95	3.7402	19	25.8	86	116.6
	.0394	1.000	28	1.1024	96	3.7795	20	27.1	87	117.9
3/64	.0469	1.191	29	1.1417	97	3.8189	21	28.4	88	119.3
1/16	.0625	1.587	30	1.1811	98	3.8583	22	29.8	89	120.7
5/64	.0781	1.984	31	1.2205	99	3.8976	23	31.2	90	122.0
	.0787	2.000	32	1.2598	100	3.9370	24	32.5	91	123.4
3/32	.0937	2.381	33	1.2992	110	4.3307	25	33.9	92	124.7
7/64	.1094	2.778	34	1.3386	120	4.7244	26	35.3	93	126.0
	.1181	3.000	35	1.3780	130	5.1181	27	36.6	94	127.4
1/8	.1250	3.175	36	1.4173	140	5.5118	28	38.0	95	128.8
9/64	.1406	3.572	37	1.4567	150	5.9055	29	39.3	96	130.2
5/32	.1562	3.969	38	1.4961	160	6.2992	30	40.7	97	131.5
	.1575	4.000	39	1.5354	200	7.8740	31	42.0	98	132.9
11/64	.1719	4.366	40	1.5748	300	11.8110	32	43.4	99	134.2
3/16	.1875	4.762	41	1.6142	400	15.7480	33	44.7	100	135.6
	.1968	5.000	42	1.6535	500	19.6850	34	46.1	110	149.0
13/64	.2031	5.159	43	1.6929	600	23.6220	35	47.5	115	156.0
7/32	.2187	5.556	44	1.7323	700	27.5591	36	48.8	120	163.0
15/64	.2344	5.953	45	1.7717	800	31.4961	37	50.2	125	170.0
	.2362	6.000	46	1.8110	900	35.4331	38	51.5	130	176.0
1/4	.2500	6.350	47	1.8504	1000	39.3701	39	52.9	135	183.0
17/64	.2656	6.747	48	1.8898			40	54.2	140	190.0
	.2756	7.000	49	1.9291	<b>INCH POUNDS</b>	<b>NEWTON METERS</b>	41	55.6	145	197.0
9/32	.2812	7.144	50	1.9685	5	0.565	42	56.9	150	203.0
19/64	.2969	7.541	51	2.0079	10	1.13	43	58.3	155	210.0
5/16	.3125	7.937	52	2.0472	15	1.70	44	59.7	160	217.0
	.3150	8.000	53	2.0866	20	2.26	45	61.0	165	224.0
21/64	.3281	8.334	54	2.1260	25	2.83	46	62.4	170	231.0
11/32	.3437	8.731	55	2.1654	30	3.39	47	63.7	175	237.0
	.3543	9.000	56	2.2047	35	3.96	48	65.0	180	244.0
23/64	.3594	9.128	57	2.2441	40	4.52	49	66.4	185	251.0
3/8	.3750	9.525	58	2.2835	45	5.09	50	67.8	190	258.0
25/64	.3906	9.922	59	2.3228	50	5.65	51	69.1	195	264.0
	.3937	10.000	60	2.3622	60	6.78	52	70.5	200	271.0
13/32	.4062	10.319	61	2.4016	70	7.91	53	71.9	205	278.0
27/64	.4219	10.716	62	2.4409	80	9.04	54	73.2	210	285.0
	.4331	11.000	63	2.4803	90	10.17	55	74.6	215	292.0
7/16	.4375	11.112	64	2.5197	100	11.3	56	75.9	220	299.0
29/64	.4531	11.509	65	2.5591	110	12.4	57	77.3	225	306.0
15/32	.4687	11.906	66	2.5984	120	13.6	58	78.6	230	313.0
	.4724	12.000	67	2.6378	130	14.7	59	80.0	235	320.0
31/64	.4844	12.303	68	2.6772	140	15.8	60	81.3	240	327.0
1/2	.5000	12.700	69	2.7165	150	17.0	61	82.7	245	334.0
	.5118	13.000	70	2.7559	160	18.1	62	84.0	250	341.0
33/64	.5156	13.097	71	2.7953	170	19.2	63	85.4	255	348.0
17/32	.5312	13.494	72	2.8346	180	20.3	64	86.8	260	355.0
35/64	.5469	13.891	73	2.8740	190	21.5	65	88.1	265	362.0
	.5512	14.000	74	2.9134	200	22.6	66	89.5	270	369.0
9/16	.5625	14.287	75	2.9528	<b>FOOT POUNDS</b>	<b>NEWTON METERS</b>	67	90.8	275	376.0
37/64	.5781	14.684	76	2.9921	1	1.356	68	92.2	280	383.0
	.5906	15.000	77	3.0315	2	2.7	69	93.5	285	390.0
19/32	.5937	15.081	78	3.0709	3	4.0	70	94.9	290	397.0
39/64	.6094	15.478	79	3.1102	4	5.4	71	96.3	295	404.0
5/8	.6250	15.875	80	3.1496	5	6.8	72	97.6	300	411.0
	.6299	16.000	81	3.1890	6	8.1	73	99.0	305	418.0
41/64	.6406	16.272	82	3.2283	7	9.5	74	100.3	310	425.0
21/32	.6562	16.669	83	3.2677	8	10.8	75	101.7	315	432.0
	.6693	17.000	84	3.3071	9	12.2	76	103.0	320	439.0
43/64	.6719	17.066	85	3.3465	10	13.5	77	104.4	325	446.0
11/16	.6875	17.462	86	3.3858	11	14.9	78	105.8	330	453.0
45/64	.7031	17.859	87	3.4252	12	16.3	79	107.1	335	460.0
	.7087	18.000	88	3.4646	13	17.6	80	108.5	340	467.0
23/32	.7187	18.256	89	3.5039	14	18.9	81	109.8	345	474.0
47/64	.7344	18.653	90	3.5433	15	20.3	82	111.2	350	481.0
	.7480	19.000	91	3.5827	16	21.7	83	112.5	355	488.0
3/4	.7500	19.050	92	3.6220	17	23.0	84	113.9	360	495.0
49/64	.7656	19.447	93	3.6614						
25/32	.7812	19.844			<b>INCH POUNDS</b>	<b>NEWTON METERS</b>				
	.7874	20.000			5	0.565				
51/64	.7969	20.241			10	1.13				
13/16	.8125	20.637			15	1.70				
	.8268	21.000			20	2.26				
53/64	.8281	21.034			25	2.83				
27/32	.8437	21.431			30	3.39				
55/64	.8594	21.828			35	3.96				
	.8661	22.000			40	4.52				
7/8	.8750	22.225			45	5.09				
57/64	.8906	22.622			50	5.65				
	.9055	23.000			60	6.78				
29/32	.9062	23.019			70	7.91				
59/64	.9219	23.416			80	9.04				
15/16	.9375	23.812			90	10.17				
	.9449	24.000			100	11.3				
61/64	.9531	24.209			110	12.4				
31/32	.9687	24.606			120	13.6				
	.9843	25.000			130	14.7				
63/64	.9844	25.003			140	15.8				
	1.0000	25.400			150	17.0				
					160	18.1				
					170	19.2				
					180	20.3				
					190	21.5				
					200	22.6				
					<b>FOOT POUNDS</b>	<b>NEWTON METERS</b>				
					1	1.356				
					2	2.7				
					3	4.0				
					4	5.4				
					5	6.8				
					6	8.1				
					7	9.5				
					8	10.8				
					9	12.2				
					10	13.5				
					11	14.9				
					12	16.3				
					13	17.6				
					14	18.9				
					15	20.3				
					16	21.7				
					17	23.0				

**HEX SOCKET CONVERSIONS**

10mm=0.394"

11mm=0.433"

12mm=0.472"

13mm=0.512"

14mm=0.551"

15mm=0.591"

16mm=0.630"

17mm=0.669"

18mm=0.704"

19mm=0.748"

20mm=0.787"

21mm=0.827"

Inch Lbs. x 0.113=Nm; Nm x 8.849=Inch Lbs.; Ft. Lbs x 1.356=Nm; Nm x 0.737=Ft. Lbs.

CONVERSION CHART

APPENDIX

Product Code	Page #	Product Code	Page #	Product Code	Page #	Product Code	Page #	Product Code	Page #
097411A.....	85	1-111-08-1-0.....	582	1-170-10-3-0.....	584	10-30-51.....	557	10654.....	219
099965A.....	85	1-111-08-2-0.....	582	1-170-10-3-2.....	584	10002-I-DTT.....	96	10654-TH.....	145
1-100-04-1-0.....	581	1-111-08-3-0.....	582	1-210-04-1-0.....	585	10002-I-ETT.....	97	10656.....	219
1-100-04-2-0.....	581	1-143-04-1-0.....	583	1-210-04-2-0.....	585	10002MRMH.....	111	10656-TH.....	145
1-100-04-3-0.....	581	1-143-04-2-0.....	583	1-210-04-3-0.....	585	10002MRPH.....	109	10658.....	219
1-100-06-1-0.....	581	1-143-04-3-0.....	583	1-210-06-1-0.....	585	10005LDFE.....	106	10658-TH.....	145
1-100-06-1-2.....	581	1-143-06-1-0.....	583	1-210-06-1-2.....	585	10005LDFESS.....	107	10700.....	294
1-100-06-2-0.....	581	1-143-06-1-2.....	583	1-210-06-2-0.....	585	10005LDFN.....	106	10701.....	294
1-100-06-2-2.....	581	1-143-06-2-0.....	583	1-210-06-2-2.....	585	10005LDFNSS.....	107	10702.....	294
1-100-06-3-0.....	581	1-143-06-2-2.....	583	1-210-06-3-0.....	585	10005MFRMH.....	111	10703.....	294
1-100-08-1-0.....	581	1-143-06-3-0.....	583	1-210-06-3-2.....	585	1001-0-DTT.....	96	10704.....	294
1-100-08-1-2.....	581	1-143-08-1-0.....	583	1-210-08-1-0.....	585	1001-I-DTT.....	96	10705.....	294
1-100-08-2-0.....	581	1-143-08-1-2.....	583	1-210-08-1-2.....	585	1001-I-ETT.....	97	10706.....	294
1-100-08-3-0.....	581	1-143-08-1-2-TH.....	174	1-210-08-2-0.....	585	1001-O-ETT.....	97	10707.....	294
1-100-10-1-0.....	581	1-143-08-2-0.....	583	1-210-08-2-2.....	585	1002CASG.....	99	10708.....	294
1-100-10-1-2.....	581	1-143-08-3-0.....	583	1-210-08-3-0.....	585	1002CF3.....	100	10709.....	294
1-100-10-2-0.....	581	1-143-10-1-0.....	583	1-210-10-1-0.....	585	1002CF3HA.....	100	10710.....	294
1-100-10-2-2.....	581	1-143-10-1-2.....	583	1-210-10-1-2.....	585	1002-F-MT.....	95	10711.....	294
1-100-10-3-0.....	581	1-143-10-2-0.....	583	1-210-10-2-0.....	585	1002MFRMH.....	111	10712.....	294
1-100-12-1-0.....	581	1-143-10-2-2.....	583	1-210-10-2-2.....	585	1002MFRPH.....	109	10713.....	294
1-100-12-2-0.....	581	1-143-10-3-0.....	583	1-210-10-3-0.....	585	1002NMRMHSS.....	110	10714.....	294
1-100-12-3-0.....	581	1-143-12-1-0.....	583	1-210-12-1-0.....	585	1002TAA-CDI.....	101	10715.....	294
1-104-10-2-0.....	581	1-143-12-2-0.....	583	1-210-12-1-2.....	585	1002TQFR.....	112	10716.....	294
1-104-10-3-0.....	581	1-143-12-3-0.....	583	1-210-12-2-0.....	585	1003-F-DTC.....	97	10717.....	294
1-104-12-2-0.....	581	1-145-12-0-0.....	583	1-210-12-2-2.....	585	1003LDFN.....	106	10718.....	294
1-104-12-3-0.....	581	1-145-14-0-0.....	583	1-210-12-3-0.....	585	1003LDFNSS.....	107	10719.....	294
1-104-14-3-0.....	581	1-160-04-1-0.....	584	1-210-14-1-0.....	585	100NMIMH.....	113	10720.....	294
1-106-08-1-0.....	581	1-160-04-2-0.....	584	1-230-04-1-0.....	585	100P-19MD.....	420	10721.....	294
1-106-08-1-2.....	581	1-160-04-3-0.....	584	1-230-04-2-0.....	585	100P-5MD.....	424	10722.....	294
1-106-10-1-0.....	581	1-160-06-1-0.....	584	1-230-04-3-0.....	585	100P-5MD-TH.....	160	10723.....	294
1-106-10-1-2.....	581	1-160-06-1-2.....	584	1-230-06-1-0.....	585	100P-6PD.....	425	10724.....	294
1-106-12-1-0.....	581	1-160-06-2-0.....	584	1-230-06-1-2.....	585	100P-6SD.....	424	10725.....	294
1-110-04-1-0.....	582	1-160-06-2-2.....	584	1-230-06-2-0.....	585	100P-8MD.....	423	10726.....	294
1-110-04-2-0.....	582	1-160-06-3-0.....	584	1-230-06-2-2.....	585	100T-I.....	113	10740.....	294
1-110-04-3-0.....	582	1-160-08-1-0.....	584	1-230-06-3-0.....	585	100T-I-SET.....	113	10741.....	294
1-110-06-1-0.....	582	1-160-08-1-2.....	584	1-230-08-1-0.....	585	101-I-MT.....	95	10759.....	295
1-110-06-2-0.....	582	1-160-08-2-0.....	584	1-230-08-1-2.....	585	10107.....	236	10760.....	295
1-110-06-3-0.....	582	1-160-08-2-2.....	584	1-230-08-2-0.....	585	10111.....	236	10761.....	295
1-110-08-1-0.....	582	1-160-08-3-0.....	584	1-230-08-2-2.....	585	10113.....	236	10762.....	295
1-110-08-1-2.....	582	1-160-10-1-0.....	584	1-230-08-2-2-TH.....	174	1020.....	207	10763.....	295
1-110-08-2-0.....	582	1-160-10-1-2.....	584	1-230-08-3-0.....	585	10213.....	236	10764.....	295
1-110-08-2-2.....	582	1-160-10-2-0.....	584	1-230-10-1-0.....	585	1027B.....	207	10765.....	295
1-110-08-3-0.....	582	1-160-10-3-0.....	584	1-230-10-1-2.....	585	1033A.....	207	10766.....	295
1-110-10-1-0.....	582	1-160-12-1-0.....	584	1-230-10-2-0.....	585	1033C.....	207	10767.....	295
1-110-10-1-2.....	582	1-160-12-2-0.....	584	1-230-10-2-2.....	585	1037.....	207	10768.....	295
1-110-10-2-0.....	582	1-170-04-3-0.....	584	1-230-10-3-0.....	585	1037B.....	207	10769.....	295
1-110-10-2-2.....	582	1-170-06-1-0.....	584	1-230-10-3-2.....	585	1038.....	207	10770.....	295
1-110-10-3-0.....	582	1-170-06-1-2.....	584	1-230-12-1-0.....	585	1038A.....	207	10771.....	295
1-110-10-3-2.....	582	1-170-06-2-0.....	584	1-230-12-2-0.....	585	1039B.....	207	10772.....	295
1-110-12-1-0.....	582	1-170-06-2-2.....	584	1-230-12-3-0.....	585	10507.....	236	10773.....	295
1-110-12-2-0.....	582	1-170-06-3-0.....	584	1-473-06-2-2.....	579	10509.....	236	10774.....	295
1-110-12-3-0.....	582	1-170-08-1-0.....	584	1-476-04-3-2.....	579	10600.....	219	10792.....	295
1-110-14-1-0.....	582	1-170-08-1-2.....	584	1-476-04-3-2-TH.....	174	10602.....	219	10790.....	295
1-111-04-1-0.....	582	1-170-08-2-0.....	584	1-478-08-1-2.....	579	10604.....	219	10791.....	295
1-111-04-2-0.....	582	1-170-08-2-2.....	584	1.81NLDNSS.....	108	10606.....	219	10810.....	345
1-111-04-3-0.....	582	1-170-08-3-0.....	584	10-21-51.....	557	10650.....	219	10811.....	345
1-111-06-1-0.....	582	1-170-10-1-0.....	584	10-24-23.....	557	10650-TH.....	145	10812.....	345
1-111-06-2-0.....	582	1-170-10-1-2.....	584	10-24-51.....	557	10652.....	219	10813.....	345
1-111-06-3-0.....	582	1-170-10-2-0.....	584	10-30-23.....	557	10652-TH.....	145	10814.....	345





Product Code	Page #	Product Code	Page #	Product Code	Page #	Product Code	Page #	Product Code	Page #
10815.....	345	11114.....	194	111M-32.....	185	11516.....	195	11711.....	199
10816.....	345	11116.....	194	111M-33.....	185	11517.....	195	11712.....	199
10817.....	345	11118.....	194	111M-34.....	185	11518.....	195	11713.....	199
10818.....	345	1111MM.....	211	111M-36.....	185	11519.....	195	11714.....	199
10819.....	345	11120.....	194	111M-41.....	185	11520.....	195	11715.....	199
10820.....	345	11122.....	194	111M-46.....	185	11521.....	195	11716.....	199
10821.....	345	11124.....	194	111M-5.5.....	185	11522.....	195	11717.....	199
10822.....	345	11126.....	194	111M-50.....	185	11523.....	195	11718.....	199
10823.....	345	11128.....	194	111M-55.....	185	11524.....	195	11719.....	199
10824.....	345	1112A.....	210	111M-6.....	185	11525.....	195	1178A.....	182
10825.....	345	1112MM.....	211	111M-60.....	185	11526.....	195	1178AB.....	186
10826.....	345	11130.....	194	111M-65.....	185	11527.....	195	1180.....	182
10827.....	345	11132.....	194	111M-7.....	185	11529.....	195	1180B.....	186
10828.....	345	11134.....	194	111M-70.....	185	11530.....	195	1180-TH.....	140
10829.....	345	11136.....	194	111M-75.....	185	11532.....	195	1182.....	182
10830.....	345	1113A.....	210	111M-8.....	185	11533.....	195	1182B.....	186
10831.....	345	1113MM.....	211	111M-80.....	185	11534.....	195	1182-TH.....	140
10832.....	345	11140.....	194	111M-9.....	185	11535.....	195	1184.....	182
10833.....	345	11142.....	194	11208.....	192	11536.....	195	1184B.....	186
10834.....	345	11144.....	194	1120A.....	210	11538.....	195	1184-TH.....	140
10835.....	345	11146.....	194	11210.....	192	11540.....	195	1186.....	182
10842.....	345	11148.....	194	11212.....	192	11541.....	195	1186B.....	186
10840.....	345	1114A.....	210	11214.....	192	11542.....	195	1188.....	182
10841.....	345	1114MM.....	211	11216.....	192	11543.....	195	1188B.....	186
10ST-I.....	113	11150.....	194	11218.....	192	11545.....	195	1190.....	182
10ST-I-SET.....	113	11152.....	194	11220.....	192	11546.....	195	11900.....	200
10T-I.....	113	11154.....	194	11222.....	192	11548.....	195	11901.....	200
10T-I-SET.....	113	11156.....	194	11224.....	192	11550.....	195	11902.....	200
11002.....	194	11158.....	194	11226.....	192	11606.....	193	11903.....	200
11003.....	192	1115A.....	210	11228.....	192	11607.....	193	11904.....	200
11004.....	194	1115MM.....	211	1122A.....	210	11608.....	193	11905.....	200
11005.....	194	11160.....	194	11230.....	192	11609.....	193	11906.....	200
11006.....	194	1116A.....	194	11232.....	192	11610.....	193	1190B.....	186
11007.....	192	1116A.....	210	11234.....	192	11611.....	193	1191.....	182
11008.....	192	1116MM.....	211	11236.....	192	11612.....	193	1191B.....	186
11009.....	192	1118A.....	210	11240.....	192	11613.....	193	1192.....	182
11010.....	195	111M/14T.....	185	1124A.....	210	11614.....	193	11920.....	287
11011.....	193	111M/26T.....	185	1128A.....	210	11615.....	193	1192B.....	186
11012.....	195	111M-10.....	185	11310.....	199	11616.....	193	1193.....	182
11013.....	193	111M-11.....	185	11312.....	199	11617.....	193	1193B.....	186
11014.....	195	111M-12.....	185	11314.....	199	11618.....	193	1194.....	182
11015.....	193	111M-13.....	185	11316.....	199	11619.....	193	11940.....	200
11016.....	195	111M-14.....	185	11318.....	199	11620.....	193	1194B.....	186
11017.....	193	111M-15.....	185	11320.....	199	11621.....	193	1195.....	182
11018.....	195	111M-16.....	185	11322.....	199	11622.....	193	11950.....	196
11019.....	194	111M-17.....	185	11324.....	199	11623.....	193	11951.....	196
11030.....	199	111M-18.....	185	1132A.....	210	11624.....	193	11952.....	196
11032.....	199	111M-19.....	185	1136A.....	210	11625.....	193	11953.....	196
1104MM.....	211	111M-20.....	185	1140A.....	210	11626.....	193	11954.....	196
1105.5MM.....	211	111M-21.....	185	11506.....	195	11627.....	193	11955.....	196
1105MM.....	211	111M-22.....	185	11507.....	195	11629.....	193	11956.....	196
1106MM.....	211	111M-23.....	185	11508.....	195	11630.....	193	11957.....	196
1107MM.....	211	111M-24.....	185	11509.....	195	11632.....	193	11958.....	196
1108MM.....	211	111M-25.....	185	11510.....	195	11690.....	219	11959.....	196
1109MM.....	211	111M-26.....	185	11511.....	195	11691.....	219	1195B.....	186
11108.....	194	111M-27.....	185	11512.....	195	11692.....	219	11960.....	196
1110MM.....	211	111M-28.....	185	11513.....	195	11692-TH.....	145	11961.....	196
11110.....	194	111M-29.....	185	11514.....	195	11708.....	199	11962.....	196
11112.....	194	111M-30.....	185	11515.....	195	11710.....	199	11963.....	196

Product Code	Page #	Product Code	Page #	Product Code	Page #	Product Code	Page #	Product Code	Page #
11964.....	196	1209MRC .....	203	1214M .....	198	1218RC.....	202	1224RC-TH .....	142
11965.....	196	1209MRCF .....	201	1214MNRC.....	205	1218RCF.....	201	1224RSC .....	190
11966.....	196	1209MRCS .....	206	1214MRC .....	203	1218RCS .....	206	1224SC.....	182
11967.....	196	1209MRC-TH.....	142	1214MRCF.....	201	1218RC-TH .....	142	1224SC-TH .....	140
11968.....	196	1209MSC .....	188	1214MRCS .....	206	1218RSC .....	190	1224TSB .....	229
11969.....	196	1209MSC-TH.....	141	1214MRC-TH.....	142	1218SC.....	182	1224YSC .....	191
1197.....	182	12100TOB .....	229	1214MSC .....	188	1218SC-TH .....	140	1225MNRC.....	205
11970.....	196	1210BSC .....	186	1214MSC-TH.....	141	1218YSC .....	191	1225MRC .....	203
1197B.....	186	1210M .....	198	1214NRC.....	204	1219M .....	198	1225MSC .....	188
1198.....	182	1210MNRC.....	205	1214RC.....	202	1219MNRC.....	205	1225MSC-TH.....	141
1198A.....	182	1210MRC .....	203	1214RCF.....	201	1219MRC .....	203	1226BSC .....	186
1198ABL.....	186	1210MRCF .....	201	1214RCS .....	206	1219MRCF .....	201	1226MNRC.....	205
1198B.....	182	1210MRCS .....	206	1214RC-TH.....	142	1219MRCS .....	206	1226MSC .....	188
1198BBL.....	186	1210MRC-TH.....	142	1214RSC .....	190	1219MRC-TH.....	142	1226MSC-TH.....	141
1198BL.....	186	1210MSC .....	188	1214SC.....	182	1219MSC .....	188	1226NRC.....	204
1198C.....	182	1210MSC-TH.....	141	1214SC-TH.....	140	1219MSC-TH.....	141	1226RC.....	202
1198CBL.....	186	1210NRC .....	204	1214YSC .....	191	1220BSC .....	186	1226RC-TH.....	142
1199.....	182	1210RC.....	202	1215M .....	198	1220MNRC.....	205	1226RSC .....	190
11990.....	196	1210RCF.....	201	1215MNRC.....	205	1220MSC .....	188	1226SC.....	182
1199A.....	182	1210RCS .....	206	1215MRC .....	203	1220MSC-TH.....	141	1226SC-TH.....	140
1199ABL.....	186	1210RC-TH.....	142	1215MRCF .....	201	1220NRC.....	204	1226TSB .....	229
1199B.....	182	1210SC.....	182	1215MRCS .....	206	1220RC.....	202	1226YSC .....	191
1199BBL.....	186	1210SC-TH.....	140	1215MRC-TH.....	142	1220RCF.....	201	1227MNRC.....	205
1199BL.....	186	1211M .....	198	1215MSC .....	188	1220RCS .....	206	1227MSC .....	188
1199C.....	182	1211MNRC.....	205	1215MSC-TH.....	141	1220RC-TH.....	142	1227MSC-TH.....	141
1199CBL.....	186	1211MRC .....	203	1216BSC .....	186	1220RSC .....	190	1228BSC .....	186
12-610.....	318	1211MRCF .....	201	1216MNRC.....	205	1220SC.....	182	1228MNRC.....	205
12-612.....	318	1211MRCS .....	206	1216MRC .....	203	1220SC-TH.....	140	1228NRC .....	204
12-614.....	318	1211MRC-TH.....	142	1216MRCF .....	201	1220YSC .....	191	1228RC.....	202
12-616.....	318	1211MSC .....	188	1216MRCS .....	206	1221MNRC.....	205	1228RC-TH.....	142
12-618.....	318	1211MSC-TH.....	141	1216MRC-TH.....	142	1221MRC .....	203	1228RSC .....	190
12-620.....	318	1211SC.....	182	1216MSC .....	188	1221MSC .....	188	1228SC.....	182
12-622.....	318	1212BSC .....	186	1216MSC-TH.....	141	1221MSC-TH.....	141	1228SC-TH.....	140
12-624.....	318	1212M .....	198	1216NRC .....	204	1222BSC .....	186	1228TOE.....	228
12-626.....	318	1212MNRC.....	205	1216RC.....	202	1222MNRC.....	205	1228TSB .....	229
12-628.....	318	1212MRC .....	203	1216RCF.....	201	1222MRC .....	203	1228YSC .....	191
12-630.....	318	1212MRCF .....	201	1216RCS .....	206	1222MSC .....	188	1229MSC .....	188
12-632.....	318	1212MRCS .....	206	1216RC-TH.....	142	1222MSC-TH.....	141	1230BSC .....	186
1206MNRC.....	205	1212MRC-TH.....	142	1216RSC .....	190	1222NRC.....	204	1230MNRC.....	205
1206MRC .....	203	1212MSC .....	188	1216SC.....	182	1222RC.....	202	1230MSC .....	188
1206MSC .....	188	1212MSC-TH.....	141	1216SC-TH.....	140	1222RCF.....	201	1230MSC-TH.....	141
1207MNRC.....	205	1212NRC .....	204	1216YSC .....	191	1222RCS .....	206	1230NRC.....	204
1207MSC .....	188	1212RC.....	202	1217M .....	198	1222RC-TH.....	142	1230RC.....	202
1207MSC-TH.....	141	1212RCF.....	201	1217MNRC.....	205	1222RSC .....	190	1230RC-TH.....	142
1208M .....	198	1212RCS .....	206	1217MRC .....	203	1222SC.....	182	1230RSC .....	190
1208MNRC.....	205	1212RC-TH.....	142	1217MRCF .....	201	1222SC-TH.....	140	1230SC.....	182
1208MRC .....	203	1212RSC .....	190	1217MRCS .....	206	1222YSC .....	191	1230SC-TH.....	140
1208MRCF .....	201	1212SC.....	182	1217MRC-TH.....	142	1223MNRC.....	205	1230TOE.....	228
1208MRCS .....	206	1212SC-TH.....	140	1217MSC .....	188	1223MSC .....	188	1230TSB .....	229
1208MRC-TH.....	142	1212YSC .....	191	1217MSC-TH.....	141	1223MSC-TH.....	141	1230YSC .....	191
1208MSC .....	188	1213M .....	198	1217BSC .....	186	1224BSC .....	186	1232BSC .....	186
1208MSC-TH.....	141	1213MNRC.....	205	1218MNRC.....	205	1224MNRC.....	205	1232MNRC.....	205
1208NRC.....	204	1213MRC .....	203	1218MRC .....	203	1224MRC .....	203	1232MSC .....	188
1208RC.....	202	1213MRCF .....	201	1218MRCF .....	201	1224MSC .....	188	1232MSC-TH.....	141
1208RC-TH.....	142	1213MRCS .....	206	1218MRCS .....	206	1224MSC-TH.....	141	1232NRC.....	204
1208SC.....	182	1213MRC-TH.....	142	1218MRC-TH.....	142	1224NRC.....	204	1232RC.....	202
1208SC-TH.....	140	1213MSC .....	188	1218MSC .....	188	1224RC.....	202	1232RC-TH.....	142
1209M .....	198	1213MSC-TH.....	141	1218MSC-TH.....	141	1224RCF.....	201	1232RSC .....	190
1209MNRC.....	205	1214BSC .....	186	1218NRC.....	204	1224RCS .....	206	1232SC.....	182



Product Code	Page #	Product Code	Page #	Product Code	Page #	Product Code	Page #	Product Code	Page #
1232SC-TH	140	1248TSB	229	13410A	225	13624A	225	14M-627	375
1232TOE	228	1250TOB	229	13412A	225	13625A	226	14M-629	375
1232TSB	229	1252TOB	229	13415A	225	13625A-TH	146	14M-630	375
1232YSC	191	1252TSB	229	13418A	225	13642A	225	14M-632	375
1234BSC	186	1254TOB	229	13424A	225	13TH	228	14M-634	375
1234MSC	188	1256TOB	229	13500	477	14-612	369	14M-635	375
1234MSC-TH	141	1258TOB	229	13502	477	14-614	369	14M-636	375
1234NRC	204	12601	200	13504	477	14-616	369	15005-F-MT	95
1234RSC	190	12603	200	13506	477	14-618	369	15005NMRMHSS	110
1234SC	182	12605	200	13508	477	14-620	369	1501MRMH	111
1234SC-TH	140	12607	200	13510	477	14-622	369	1501MRPH	109
1234TOB	229	1260TOB	229	13512	477	14-624	369	1501TP-1	105
1234TOE	228	1264TOB	229	13514	477	14-626	369	1501TP-1-SET	105
1234TSB	229	1266TOB	229	13516	477	14-628	369	1501TPA-1	105
1234YSC	191	12691	200	13518	477	14-630	369	1501TPA-1-SET	105
1236BSC	186	1270TOB	229	13520	477	14-632	369	1502LDIN	106
1236MSC	188	1272TOB	229	13522	477	14-634	369	1502MRMH	111
1236MSC-TH	141	1276TOB	229	13524	477	14-636	369	1502TP-1	105
1236NRC	204	1282TOB	229	13526	477	14-638	369	1502TP-1-SET	105
1236RSC	190	1284TOB	229	13528	477	14-640	369	1503MFMH	111
1236SC	182	1285L	695	13530	477	14-642	369	1503MFRMH	111
1236SC-TH	140	1287L	704	13532	477	14-644	369	1503MFRPH	109
1236TOB	229	1288TOB	229	13542	477	14-646	369	150MFIMHSS	113
1236TOE	228	1290	704	13544	477	14-648	369	1519D	460
1236TSB	229	1290L	704	13550	477	140	454, 476	151LDIN	106
1236YSC	191	1291	696	13551	477	14005NLDESS	108	151NSM	104
1238L	705	1291L	696	13552	477	14005NLDNSS	108	151SM	104
1238NRC	204	1292	705	13553	477	1403NLDNSS	108	151SP	104
1238SC	182	1292L	705	13554	477	1410	662	151SP-SET	104
1240BSC	186	1294TOB	229	13555	477	1410R	663	1520 G	599
1240RSC	190	1296	705	13556	477	141	454, 476	16-624	399
1240SC	182	12M-607	322	13557	477	1412R	663	16-626	399
1240SC-TH	140	12M-608	322	13558	477	1420	664	16-628	399
1240TOB	229	12M-609	322	13560	477	142	454, 476	16-630	399
1240TOE	228	12M-610	322	13562	477	143	454, 476	16-632	399
1240TSB	229	12M-611	322	13563	477	144	454, 476	16-634	399
1240YSC	191	12M-612	322	13564	477	1446	609	16-636	399
1242	182	12M-613	322	13565	477	1464	667	16-638	399
1242B	186	12M-614	322	13566	477	1465	667	16-640	399
1242-TH	140	12M-615	322	13567	477	1465-1/2	667	16-642	399
1242TOB	229	12M-616	322	13568	477	1466	667	16-644	399
1242TOE	228	12M-617	322	13569	477	147	454, 476	16-646	399
1242TSB	229	12M-618	322	13570	477	14M-610	375	16-648	399
1244	182	12M-619	322	13571	477	14M-611	375	16-648BW	395
1244B	186	12M-620	322	13572	477	14M-612	375	16-650	399
1244-TH	140	12M-621	322	13573	477	14M-613	375	16-652	399
1244TOB	229	12M-622	322	13574	477	14M-614	375	16-654	399
1244TOE	228	12M-623	322	13575	477	14M-615	375	16-656	399
1246	182	12M-624	322	13576	477	14M-616	375	16-658	399
1246B	186	1300	720	13577	477	14M-617	375	16-660	399
1246-TH	140	13106	226	13578	477	14M-618	375	16-664	399
1246TOB	229	13108	226	13604A	225	14M-619	375	1600-10	95
1246TOE	228	13110	226	13606A	225	14M-620	375	1600-20	95
1246TSB	229	13213	236	13608A	225	14M-621	375	1600-MT	95
1248	182	13342A	225	13609	236	14M-622	375	166-6-16-2.5-12	593
1248B	186	13343	226	13610A	225	14M-623	375	168-6-3.2-1P	592
1248-TH	140	13404A	225	13612A	225	14M-624	375	168-6-3.5-1P	592
1248TOB	229	13406A	225	13615A	225	14M-625	375	168-8-4.0-1P	592
1248TOE	228	13408A	225	13618A	225	14M-626	375	168-8-4.0-3P	592

Product Code	Page #	Product Code	Page #	Product Code	Page #	Product Code	Page #	Product Code	Page #
168-8-4.0-6	592	17-672	412	1952M-18	197	1AM2205	678	2-302-18-2-0	586
168-8-4.5-1P	592	17-674	412	1952M-19	197	1AML1451	665	2-303-14-2-0	587
168-8-4.5-6	592	17-676	412	1952M-20	197	1AML1541	665	2-303-16-0-0	587
168-8-4.8-1P	592	17-678	412	1952M-21	197	1AML1551	665	2-303-16-1-0	587
168-8-4.8-3P	592	17-680	412	1952M-22	197	1OM2103	674	2-303-16-2-0	587
168-8-4.8-6	592	17-682	412	1952M-23	197	1OM2105Q	676	2-303-16-4-0	587
168-8-5.2-1P	592	17-684	412	1952M-24	197	1OM2107	675	2-303-18-0-0	587
168-8-5.2-6	592	17-686	412	1952M-25	197	1OM2203	674	2-303-18-2-0	587
168-8-5.5-1P	592	17-688	412	1952M-26	197	1OM2205Q	676	2-304-14-0-0	587
168-8-5.5-3P	592	17-690	412	1952M-26T	197	1OM2207	675	2-304-14-2-0	587
168-8-5.5-6	592	17-692	412	1952M-27	197	1OM2303	674	2-304-14-4-0	587
168-8-6.3-1P	592	17-694	412	1952M-28	197	1OM2305Q	676	2-304-16-0-0	587
17-6100	412	17-696	412	1952M-29	197	1OM2307	675	2-304-16-1-0	587
17-6104	412	1721	207	1952M-30	197	1OM2403	674	2-304-16-2-0	587
17-6108	412	1723	207	1952M-32	197	1OM2405Q	676	2-304-16-4-0	587
17-6112	412	1725	207	1952M-34	197	1OM2407	675	2-304-18-0-0	587
17-6116	412	1725B	207	1952M-36	197	1OM2507	675	2-304-18-2-0	587
17-6118	412	1727	207	1952M-41	197	1OT2108Q	677	2-33B	315
17-6120	412	1729	207	1952M-46	197	1OT2208Q	677	2-470-14-2-0	580
17-6122	412	1729B	207	1952M-50	197	1OT2308Q	677	2-470-14-4-0	580
17-6124	412	1731	207	1952M-55	197	1OT2508Q	677	2-470-16-1-0	580
17-6126	412	1731A	207	1952M-6	197	1SM2103	675	2-471-16-1-0	580
17-6128	412	1731B	207	1952M-60	197	1SM2105Q	677	2-472-14-2-0	580
17-6130	412	1753LDFN	106	1952M-65	197	1SM2107	676	2-472-16-0-0	580
17-6132	412	1753LDFNSS	107	1952M-7	197	1SM2205Q	677	2-472-16-1-0	580
17-6134	412	1753-TC	96	1952M-70	197	1SM2305Q	677	2-472-16-2-0	580
17-6136	412	1800-5027	95	1952M-75	197	1SM2405	677	2-4A	315
17-6138	412	182NLDNSS	108	1952M-7T	197	1SM2405Q	677	2-608	316
17-6140	412	1904A	226	1952M-8	197	1SM2407	676	2-610	316
17-6142	412	1905	226	1952M-80	197	1ST2108Q	677	2-612	316
17-6144	412	1905-TH	146	1952M-9	197	1ST2208Q	677	2-614	316
17-6146	412	1906	226	1980	716	1ST2308Q	677	2-616	316
17-6148	412	1906B	226	1980A	716	1ST2508Q	677	2-618	316
17-6152	412	1906-TH	146	1981F	716	2-02B	315	2-620	316
17-6156	412	1907	226	1982A	716	2-103A	315	2-622	316
17-6160	412	1907A	226	1985A	687	2-106A	315	2-624	316
17-6172	412	1907-TH	146	1999MV-10	638	2-140B	315	2-626	316
17-6184	412	1908	226	1999MV-12	638	2-300-14-0-0	586	2-628	316
17-632	412	1908A	226	1999MV-3	638	2-300-14-2-0	586	2-630	316
17-634	412	1908-TH	146	1999MV-4	638	2-300-14-4-0	586	2-632	316
17-636	412	1909	226	1999MV-5	638	2-300-16-0-0	586	200-0154-18	94
17-638	412	1909A	226	1999MV-6	638	2-300-16-1-0	586	2000-1	89, 91
17-640	412	1909-TH	146	1999MV-7	638	2-300-16-2-0	586	2000-100-02	89, 90, 92
17-642	412	1910	226	1999MV-8	638	2-300-16-4-0	586	2000-10-02	89
17-644	412	1910-TH	146	1999MV-9	638	2-300-18-0-0	586	2000-11-02	89
17-646	412	1911	226	1AM1141/51K	665	2-300-18-2-0	586	2000-12-02	89, 90, 91, 92, 93
17-648	412	1911A	226	1AM1141SRK	665	2-301-14-0-0	586	2000-13-02	89, 90, 92
17-648BW	409	1911-TH	146	1AM1151SRK	665	2-301-14-2-0	586	2000-14-02	89, 90, 91, 92
17-650	412	1912	226	1AM1441	665	2-301-16-0-0	586	2000-150-03	94
17-652	412	1912-TH	146	1AM1451	665	2-301-16-1-0	586	2000-151-0	89, 92, 94
17-654	412	1952M-10	197	1AM1452	665	2-301-16-2-0	586	2000-152-0	89, 92, 94
17-656	412	1952M-11	197	1AM1541	665	2-302-14-0-0	586	2000-152-3	94
17-658	412	1952M-12	197	1AM1551	665	2-302-14-2-0	586	2000-154-0	89, 92, 94
17-660	412	1952M-13	197	1AM1552	665	2-302-14-4-0	586	20002	473
17-662	412	1952M-14	197	1AM2101	678	2-302-16-0-0	586	2000-2	90
17-664	412	1952M-14T	197	1AM2102	679	2-302-16-1-0	586	2000-226-2	94
17-666	412	1952M-15	197	1AM2105	678	2-302-16-2-0	586	2000-226-3	94
17-668	412	1952M-16	197	1AM2106	679	2-302-16-4-0	586	2000-250-02	89, 92, 94
17-670	412	1952M-17	197	1AM2201	678	2-302-18-0-0	586	2000-260-0	89





Product Code	Page #	Product Code	Page #	Product Code	Page #	Product Code	Page #	Product Code	Page #
2000-261-0	89	205	227	23-21	556	23503-TH	164	24263A	444
2000-262-0	89	20651	485	23-24	556	23506	464	24265A	444
2000-263-02	89	20651-TH	168	23-30	556	23506-TH	164	24267A	444
20003	473	206	227	23-36	556	23512	465	24269A	444
2000-3	90	20678	485	23052	451	23515	465	2427 S-200	633
2000-301	89, 92, 94	20678-TH	168	23053	451	23518	464	24271A	444
2000-302-0	89, 92, 94	206B	227	23054	451	23521	464	24273A	444
2000-303-0	89, 92, 94	207	227	23070	467	23524	465	2427G-160	461
2000-304-0	89, 92, 94	207A	227	23071	467	23530	465	2427G-200	461
2000-320-0	89, 92, 94	208	559	23072	468	23533	464	2427V-200	631
2000-321-0	94	208A	227	23074	468	23535	464	2430 D-160	546
2000-322-0	94	209	227	23076	468	23541	464	2430 S-200	633
20004	473	209A	227	23080	464	23542	464	2430G-140	460
2000-400-02	89, 90, 91, 92, 93	2101D-160	546	23101	454	23543	464	2430G-160	460
2000-4-02	89, 90, 92	2101G-125	457	23102	454	23603	456	2430V-160	631
2000-500-02	89, 90, 91, 92, 93	2101G-140	457	23103	454	23801	470	2430V-200	631
2000-50-1	89, 90, 91, 92	2101G-160	457	23104	453	23802	470	24401	446
2000-50-2	92, 94	2101G-180	457	23105	453	24002A	433	24401-TH	161
2000-5-02	89, 90, 92	2101PG-160	458	23106	453	24004A	432	24403	446
2000-550-02	89, 90, 91, 92	2101S-140	633	23107	453	24006A	432	24403-TH	161
20005LDFE	106	2101S-160	633	23201	467	24008A	431	24405	446
20005LDFESS	107	2101S-180	633	23202	467	24010A	433	24405-TH	161
20005MFMHSS	111	2101S-200	633	23203	467	24012A	433	24407	446
20006	473	211	227	23210	467	2401CASG	99	24407-TH	161
2000-600-02	89, 90, 92	211A	227	23211	467	2401CI3	100	24409	446
2000-6-02	89	215-150	560	23220	467	2401CI3HA	100	24409-TH	161
2000-610-02	89, 90	216-150-R	555	23221	467	2403NLDNSS	108	24411	446
2000-65-02	89	216-300-R	560	23222	468	24050	446	24411-TH	161
2000-7-02	89	21661	498	23223	468	24051	446	24413	446
2000-750-02	89, 92, 94	2171V-160	632	23224	468	24061	446	24413-TH	161
2000-750-06	94	2171V-180	632	23225	468	24101	444	24415	446
20008	473	218	559	23301	468	24102	444	24416	446
2000-800-02	91	2191V-200	632	23302	468	24103	444	24417	446
2000-8-02	89	21HDG-140	457	23302-TH	165	24104	444	24418	446
2000-810-01	91	21HDG-140A	457	23303	468	24105	444	24419	446
2000-SW	89, 90, 91, 92	21HDG-160	457	23303-TH	165	24201A	439	24420	446
20010	473	21HDG-160A	457	23304	468	24203A	439	24421	446
20012	473	21HDG-180	457	23305	468	24205A	439	24422	446
2001-I-MT	95	21HDG-180A	457	23309	468	24207A	439	24423	446
2002MRMH	111	21HDG-200	457	23310	468	24209A	439	2444	609
2003NMRMHSS	110	21HDG-200A	457	23310-TH	165	2420G-125	460	24451	446
20042	473	21SP	104	23320	468	24211A	439	24452	446
200NMIMH	113	21SP-SET	104	23321	468	24213A	439	24453	446
200T-I	113	2203V-5	629	23321-TH	165	24215A	439	24454	446
200T-I-SET	113	2203V-8	629	23402	456	24217A	439	24455	446
201-O-MT	95	2213V-8	629	23403	456	24219A	439	24456	446
20401	485	221D	452	23404	459	2421V-160	631	24457	446
20402	485	2223 D-150	463	23405	459	24229A	439	24458	446
204A	227	2223V-150	630	23406	459	24237A	439	24459	446
20542	484	222D	452	23407	459	24239A	439	2446	609
20542-TH	167	2233 D-160	463	23409	463	24241A	439	24460	446
20543	484	223D	452	23411	463	24243A	439	24461	446
20543-TH	167	224D	452	2344-0050-03	96	24247A	441	24462	446
20544	484	225-PLUS	558	2344-0051-02	96	24249A	441	2448	609
20544-TH	167	225-PLUS-3906-TH	173	2344-0051-11	96	24251A	441	2489	600
20545	484	225D	452	2344-0051-13	96	24253A	441	24900	447
20545-TH	167	228-15-5P	560	2344-0051-16	96	24255A	441	24TH	228
20546	484	228-32-5P	560	2344-0051-19	96	24257A	441	2500-16-XT-HP	550
20546-TH	167	228	559	23503	465	24259A	441	2500-19-XT-HP	550

Product Code	Page #	Product Code	Page #	Product Code	Page #	Product Code	Page #	Product Code	Page #
2500-22-XT-HP	550	28201-TH	175	2M-611	319	2ZV-9/16	635	30214-TH	149
25003MRMH	111	28203	598	2M-612	319	3.51NLDNSS	108	30216	255
2500-50-0	89, 92	28203-TH	175	2M-613	319	300-14-F15/16-HP	548	30216-TH	149
2502ED-CDI	102	28205	598	2M-614	319	30001	253	30218	255
2502-I-DTT	96	28205-TH	175	2M-615	319	30001RK	253	30218-TH	149
2502-I-ETT	97	2820HSV1	642	2M-616	319	30002	254	302NLDNSS	108
2502LDIN	106	2820HSV2	642	2M-617	319	30003	254	303-5P	555
2502LDINSS	107	2820V13	635	2M-618	319	30004	254	30305	258
2502MRMH	111	2820V17	635	2M-619	319	30005	253	30306	258
2502MRPH	109	2820VBC	634	2MA-612	322	30006	253	30307	258
2503CASG	99	2820VG05	643	2MA-612-2	322	30007	254	30308	258
2503CF3	100	2820VG05	644	2MA-614	322	30008	253	30309	258
2503CF3HA	100	2820VG10	643	2MA-614-2	322	30009	254	30310	258
2503-F-DTC	97	2820VG10	644	2MV-10	635	30010	254	30311	258
2503-F-DTT	96	2820VHELP	643	2MV-11	635	30011	253	30312	258
2503-F-ETT	97	2820VM	644	2MV-12	635	30011RK	253	30314	258
2503-F-MT	95	2820VP	643	2MV-13	635	30012	253	30316	258
2503LDFN	106	2820VPC	643	2MV-14	635	30013	254	30318	258
2503LDFNSS	107	2820VTEE	643	2MV-15	635	30023	254	30406	257
2503MFRMH	111	28211	598	2MV-16	635	30024	254	30406-TH	150
2503MFRMH-TH	148	28221	598	2MV-17	635	30025	254	30407	257
2503MFRPH	109	28231	598	2MV-18	635	30026	254	30407-TH	150
2503TAA-CDI	101	28233	598	2MV-19	635	30027	254	30408	257
2503TQFR	112	28251	598	2MV-21	635	30028	254	30408-TH	150
250MFIMHSS	113	28253	598	2MV-22	635	3002LDIN	106	30409	257
2520	466	28255	598	2MV-23	635	3002LDINSS	107	30409-TH	150
2520 S	634	28301	599	2MV-24	635	300T-I	113	30410	257
2520-TH	165	28305	599	2MV-6	635	300T-I-SET	113	30410-TH	150
2521G-160	461	28307	599	2MV-7	635	301-22	481	30411	257
2521V-160	630	28309	599	2MV-8	635	30105	256	30411-TH	150
2533-7	460	28351	599	2MV-9	635	30106	256	30412	257
2535L	603	28449	172	2S1310	668	30107	256	30412-TH	150
2535L-TH	175	28449	489	2S1330	668	30108	256	30414	257
260-27	94	28MV-10	638	2S2103AQ	678	30109	256	30414-TH	150
2600-16-XT11-HP	550	28MV-11	638	2S2103Q	678	301	555	30416	257
2600-22-XT-HP	550	28MV-12	638	2S2105Q	678	30110	256	30416-TH	150
2620-80	466	28MV-13	638	2S2107	678	30111	256	30418	257
2628 D-180	546	28MV-14	638	2S2110	668	30112	256	30418-TH	150
2628 S-180	633	28MV-15	638	2S2130	668	30114	256	3045V-1	618
2628 S-200	633	28MV-16	638	2S2203AQ	678	30116	256	3045V-2	619
2628G-160	453	28MV-17	638	2S2207	678	30118	256	30504	259
2628G-180	453	28MV-18	638	2S2230	668	301LDIN	106	30505	259
2628G-200	453	28MV-19	638	2S2300SR	720	301LDINSS	107	30506	259
2678V-160	630	28MV-20	638	2S2303AQ	678	302-35	481	30507	259
2678V-180	630	28MV-21	638	2S2305Q	678	30206	255	30508	259
2678V-200	630	28MV-22	638	2S2307	678	30206-TH	149	30509	259
268	559	28MV-8	638	2S2310	668	30207	255	30510	259
2700-22-XT7-HP	550	28MV-9	638	2S2330	668	30207-TH	149	30511	259
2700-24-XT7-HP	550	296	555	2ZV-1	635	30208	255	30512	259
2700-24-XT7-HP-TH	172	2971G-250	454	2ZV-1/2	635	30208-TH	149	30513	259
270A	711	2979D-180	455	2ZV-11/16	635	30209	255	30514	259
270A-2	711	2A-616	322	2ZV-13/16	635	30209-TH	149	30598	259
270A-4	711	2A-616-2	322	2ZV-15/16	635	30210	255	30599	259
2744	599	2A-618	322	2ZV-3/4	635	30210-TH	149	30604A	259
2800-1	91	2A-618-2	322	2ZV-3/8	635	30211	255	30605A	259
2800-3	91	2M-607	319	2ZV-5/16	635	30211-TH	149	30606A	259
2806-35V	634	2M-608	319	2ZV-5/8	635	30212	255	30607A	259
2806-52V	634	2M-609	319	2ZV-7/16	635	30212-TH	149	30608A	259
28201	598	2M-610	319	2ZV-7/8	635	30214	255	30609A	259



Product Code	Page #	Product Code	Page #	Product Code	Page #	Product Code	Page #	Product Code	Page #
30610A	259	31009	287	31226	290	31515	303	31717BT	296
30611A	259	3100TB	84	31226-TH	152	31516	303	31718	306
30612A	259	3100TBTS4	546	31228	290	31517	303	31718BT	296
30613A	259	31011	287	31228-TH	152	31518	303	31719	306
30614A	259	31011RK	287	31230	290	31519	303	31719BT	296
306	559	31013	287	31230-TH	152	31528	292	317	558
30699A	259	31016	287	31232	290	31530	292	3180-14-XT11-HP	551
30704	261	31023	287	31232-TH	152	31531	292	31806	305
30705	261	31024	287	31301	299	31532	292	31807	305
30706	261	31025	287	31303	299	31533	292	31808	305
30707	261	31026	287	31308	299	31534	292	31809	305
30708	261	31027	287	31310	299	31535	292	31810	305
30709	261	31028	287	31312	299	31536	292	31811	305
30710	261	1/2/1985	687	31314	299	31537	292	31812	305
30711	261	31108	290	31316	299	31538	292	31813	305
30712	261	31110	290	31318	299	31539	292	31814	305
30713	261	31112	290	31320	299	31606	302	31815	305
30714	261	31114	290	31322	299	31607	302	31816	305
30755	261	31116	290	31324	299	31608	302	31817	305
30804	260	31118	290	31326	299	31609	302	31818	305
30805	260	31120	290	31328	299	31610	302	31819	305
30806	260	31122	290	31330	299	31611	302	319-TH	173
30807	260	31124	290	31332	299	31612	302	31902	308
30808	260	31126	290	31408	298	31612BT	296	31904	309
30809	260	31128	290	31408-TH	152	31613	302	31906	309
30810	260	31130	290	31410	298	31614	302	31908	312
30811	260	31132	290	31410-TH	152	31614BT	296	31910	311
30812	260	31142	292	31412	298	31615	302	31912	311
30813	260	31142-TH	153	31412-TH	152	31616	302	31927	290
30814	260	31144	292	31414	298	31616BT	296	31920	287
30855	260	31144-TH	153	31414-TH	152	31617	302	31922	290
30902	262	31146	292	31416	298	31618	302	31923	290
3090-20-XT11-HP	550	31146-TH	153	31416-TH	152	31618BT	296	31924	290
30902-TH	150	31148	292	31418	298	31619	302	31925	290
30904	262	31148-TH	153	31418-TH	152	31620BT	296	31926	298
30904-TH	150	31150	292	31420	298	31622BT	296	31928	298
30906	264	31150-TH	153	31420-TH	152	31624BT	296	31930	303
30908	264	31152	292	31422	298	317-40	481	31932	303
30920	254	31152-TH	153	31422-TH	152	31706	306	31934	305
30922	256	31154	292	31424	298	31707	306	31936	305
30923	255	31154-TH	153	31424-TH	152	31708	306	31938	292
30924	258	31208	290	31426	298	31708BT	296	31939	292
30925	259	31208-TH	152	31426-TH	152	31709	306	31940	299
30926	259	31210	290	31428	298	31709BT	296	31941	299
30937	257	31210-TH	152	31428-TH	152	31710	306	31942	302
30939	261	31212	290	31430	298	31710BT	296	31943	302
30941	260	31212-TH	152	31430-TH	152	31711	306	31944	306
30943	263	31214	290	31432	298	31711BT	296	31945	306
30945	263	31214-TH	152	31432-TH	152	31712	306	31947	311
31 R US	222	31216	290	3150-12-XT9-HP	553	31712BT	296	31949	310
31001	287	31216-TH	152	31506	303	31713	306	31951	310
31001RK	287	31218	290	31507	303	31713BT	296	319	558
31002	287	31218-TH	152	31508	303	31714	306	32001	339
31003	287	31220	290	31509	303	31714BT	296	32001RK	339
31004	287	31220-TH	152	31510	303	31715	306	32002	339
31005	287	31222	290	31511	303	31715BT	296	32003	339
31006	287	31222-TH	152	31512	303	31716	306	32004	339
31007	287	31224	290	31513	303	31716BT	296	32005	339
31008	287	31224-TH	152	31514	303	31717	306	32006	339

Product Code	Page #	Product Code	Page #	Product Code	Page #	Product Code	Page #	Product Code	Page #
32007.....	339	32240-TH.....	155	32448.....	348	32715.....	356	32829.....	355
32008.....	339	32242.....	341	32448-TH.....	156	32716.....	356	32829-TH.....	157
32009.....	339	32244.....	341	32509.....	353	32717.....	356	32830.....	355
32011.....	339	32246.....	341	32510.....	353	32718.....	356	32830-TH.....	157
32011RK.....	339	32248.....	341	32511.....	353	32719.....	356	32832.....	355
32023.....	339	32248-TH.....	155	32512.....	353	32720.....	356	32832-TH.....	157
32024.....	339	32312.....	350	32513.....	353	32721.....	356	32834.....	355
32025.....	339	32314.....	350	32514.....	353	32722.....	356	32834-TH.....	157
32026.....	339	32316.....	350	32515.....	353	32723.....	356	32836.....	355
32027.....	339	32318.....	350	32516.....	353	32724.....	356	32836-TH.....	157
32028.....	339	32320.....	350	32517.....	353	32725.....	356	32902.....	358
32112.....	343	32322.....	350	32518.....	353	32726.....	356	32903.....	358
32114.....	343	32324.....	350	32519.....	353	32727.....	356	32904.....	358
32116.....	343	32326.....	350	32520.....	353	32728.....	356	32906.....	361
32118.....	343	32328.....	350	32521.....	353	32729.....	356	32908.....	360
32120.....	343	32330.....	350	32522.....	353	32730.....	356	32920.....	339
32122.....	343	32332.....	350	32523.....	353	32732.....	356	32922.....	341
32124.....	343	32334.....	350	32524.....	353	32734.....	356	32924.....	341
32126.....	343	32336.....	350	32525.....	353	32736.....	356	32925.....	341
32128.....	343	32338.....	350	32526.....	353	32809.....	355	32926.....	348
32130.....	343	32340.....	350	32527.....	353	32809-TH.....	157	32928.....	348
32132.....	343	32342.....	350	32528.....	353	32810.....	355	32929.....	348
32134.....	343	32344.....	350	32529.....	353	32810-TH.....	157	32931.....	352
32136.....	343	32346.....	350	32530.....	353	32811.....	355	32930.....	352
32138.....	343	32348.....	350	32532.....	353	32811-TH.....	157	32932.....	352
32140.....	343	3240-14-XT11-HP.....	552	32534.....	353	32812.....	355	32934.....	343
32142.....	343	32412.....	348	32536.....	353	32812-TH.....	157	32936.....	350
32144.....	343	32412-TH.....	156	325.....	558	32813.....	355	32937.....	343
32146.....	343	32414.....	348	32609.....	352	32813-TH.....	157	32938.....	343
32148.....	343	32414-TH.....	156	32610.....	352	32814.....	355	32939.....	350
32212.....	341	32416.....	348	32611.....	352	32814-TH.....	157	32940.....	350
32212-TH.....	155	32416-TH.....	156	32612.....	352	32815.....	355	32941.....	353
32214.....	341	32418.....	348	32613.....	352	32815-TH.....	157	32943.....	353
32214-TH.....	155	32418-TH.....	156	32614.....	352	32816.....	355	32945.....	356
32216.....	341	32420.....	348	32615.....	352	32816-TH.....	157	32947.....	356
32216-TH.....	155	32420-TH.....	156	32616.....	352	32817.....	355	32949.....	355
32218.....	341	32422.....	348	32617.....	352	32817-TH.....	157	32949-TH.....	157
32218-TH.....	155	32422-TH.....	156	32618.....	352	32818.....	355	32951.....	355
32220.....	341	32424.....	348	32619.....	352	32818-TH.....	157	32953.....	360
32220-TH.....	155	32424-TH.....	156	32620.....	352	32819.....	355	32955.....	359
32222.....	341	32426.....	348	32621.....	352	32819-TH.....	157	32957.....	359
32222-TH.....	155	32426-TH.....	156	32622.....	352	32820.....	355	32960.....	330
32224.....	341	32428.....	348	32623.....	352	32820-TH.....	157	33 H US.....	222
32224-TH.....	155	32428-TH.....	156	32624.....	352	32821.....	355	33001.....	388
32226.....	341	32430.....	348	32625.....	352	32821-TH.....	157	33001RK.....	388
32226-TH.....	155	32430-TH.....	156	32626.....	352	32822.....	355	33002.....	388
32228.....	341	32432.....	348	32627.....	352	32822-TH.....	157	33003.....	388
32228-TH.....	155	32432-TH.....	156	32628.....	352	32823.....	355	33004.....	388
32230.....	341	32434.....	348	32629.....	352	32823-TH.....	157	33005.....	388
32230-TH.....	155	32434-TH.....	156	32630.....	352	32824.....	355	33006.....	388
32232.....	341	32436.....	348	32632.....	352	32824-TH.....	157	33007.....	388
32232-TH.....	155	32436-TH.....	156	32634.....	352	32825.....	355	33008.....	388
32234.....	341	32438.....	348	32636.....	352	32825-TH.....	157	33009.....	388
32234-TH.....	155	32438-TH.....	156	32709.....	356	32826.....	355	33011.....	388
32236.....	341	32440.....	348	32710.....	356	32826-TH.....	157	33012.....	388
32236-TH.....	155	32440-TH.....	156	32711.....	356	32827.....	355	33013.....	388
32238.....	341	32442.....	348	32712.....	356	32827-TH.....	157	33014.....	388
32238-TH.....	155	32444.....	348	32713.....	356	32828.....	355	331-21-51-KP.....	557
32240.....	341	32446.....	348	32714.....	356	32828-TH.....	157	332-21-51.....	557





Product Code	Page #	Product Code	Page #	Product Code	Page #	Product Code	Page #	Product Code	Page #
33228.....	390	33719.....	393	3504LDFNSS.....	107	35124.....	309	35210-TH.....	157
33228-TH.....	159	33722.....	393	35050.....	264	35125.....	309	35212.....	358
33230.....	390	33723.....	393	35051.....	264	35126.....	309	35212-TH.....	157
33230-TH.....	159	33724.....	393	35052.....	264	35127.....	309	35214.....	358
33232.....	390	33727.....	393	35053.....	264	35130.....	311	35214-TH.....	157
33232-TH.....	159	33730.....	393	35063.....	263	35131.....	311	3521M.....	212
33234.....	390	33732.....	393	35064.....	263	35132.....	311	3522M.....	212
33234-TH.....	159	33735.....	393	35065.....	263	35133.....	311	35232.....	359
33236.....	390	33736.....	393	35066.....	263	35134.....	311	35233.....	359
33236-TH.....	159	33738.....	393	35067.....	263	35135.....	311	35234.....	359
33238.....	390	33741.....	393	35068.....	263	35136.....	311	35236.....	359
33238-TH.....	159	33746.....	393	35070.....	262	35137.....	311	35238.....	359
33240.....	390	33750.....	393	35070-TH.....	150	35140.....	312	3524.....	212
33240-TH.....	159	33755.....	393	35071.....	262	35141.....	312	35240.....	359
33242.....	390	33760.....	393	35071-TH.....	150	35142.....	312	35242.....	359
33242-TH.....	159	33901.....	384	35072.....	262	35143.....	312	35244.....	359
33244.....	390	33903.....	385	35072-TH.....	150	35150.....	312	3524M.....	212
33244-TH.....	159	33905.....	385	35073.....	262	35151.....	312	3524-TH.....	145
33246.....	390	33910.....	379	35073-TH.....	150	35152.....	312	35251.....	361
33246-TH.....	159	33911.....	379	35074.....	262	35163.....	310	35252.....	361
33248.....	390	33912.....	380	35074-TH.....	150	35164.....	310	35253.....	361
33248-TH.....	159	33913.....	380	35075.....	262	35165.....	310	3526.....	212
33250.....	390	33914.....	382	35075-TH.....	150	35166.....	310	3526-TH.....	145
33252.....	390	33915.....	382	35079.....	264	35167.....	310	35274.....	358
33252-TH.....	159	33920.....	390	35080.....	264	35168.....	310	35274-TH.....	157
33256.....	390	33922.....	390	35081.....	264	35169.....	310	35275.....	358
33256-TH.....	159	33930.....	392	35082.....	264	35170.....	309	35275-TH.....	157
33258.....	390	33931.....	392	35083.....	264	35171.....	309	35276.....	358
33258-TH.....	159	33932.....	393	35084.....	264	35172.....	309	35276-TH.....	157
33260.....	390	3403NMRMHSS.....	110	35085.....	264	35173.....	309	35277.....	358
33260-TH.....	159	342-35.....	94	350NMIMH.....	113	35174.....	309	35277-TH.....	157
33264.....	390	342-36.....	94	35100.....	308	35175.....	309	35278.....	358
33264-TH.....	159	342-40.....	94	35100-TH.....	153	35176.....	309	35278-TH.....	157
333-5.....	557	342-41-1.....	94	35101.....	308	35182.....	311	35279.....	358
333.....	557	342-41-2.....	94	35101-TH.....	153	35183.....	311	35279-TH.....	157
33619.....	392	343-25.....	94	35102.....	308	35184.....	311	3527M.....	212
33620.....	392	35000.....	262	35102-TH.....	153	35185.....	311	3528.....	212
33621.....	392	35000-TH.....	150	35103.....	308	35186.....	311	35283.....	360
33622.....	392	35001.....	262	35103-TH.....	153	35187.....	311	35284.....	360
33623.....	392	35001-TH.....	150	35104.....	308	35188.....	311	35285.....	360
33624.....	392	35002.....	262	35104-TH.....	153	35192.....	311	35286.....	360
33625.....	392	35002-TH.....	150	35105.....	308	35193.....	311	35287.....	360
33626.....	392	35003.....	262	35105-TH.....	153	35194.....	311	3528-TH.....	145
33627.....	392	35003-TH.....	150	35106.....	308	35195.....	311	35294.....	360
33628.....	392	35004.....	262	35106-TH.....	153	35196.....	311	35295.....	360
33629.....	392	35004-TH.....	150	35107.....	308	35197.....	311	35296.....	360
33630.....	392	35005.....	262	35107-TH.....	153	35198.....	311	35297.....	360
33632.....	392	35005-TH.....	150	35110.....	310	35199.....	212	35298.....	360
33635.....	392	35020.....	263	35111.....	310	35202.....	358	35299.....	360
33636.....	392	35021.....	263	35112.....	310	35202-TH.....	157	352NLDNSS.....	108
33638.....	392	35022.....	263	35113.....	310	35203.....	358	3530.....	212
33641.....	392	35023.....	263	35114.....	310	35203-TH.....	157	3530M.....	212
33642.....	392	35024.....	263	35115.....	310	35204.....	358	3530-TH.....	145
33646.....	392	35025.....	263	35116.....	310	35204-TH.....	157	35310.....	317
33650.....	392	3503NLDNSS.....	108	35117.....	310	35206.....	358	35312.....	317
33654.....	392	35040.....	264	35120.....	309	35206-TH.....	157	35314.....	317
33655.....	392	35041.....	264	35121.....	309	35208.....	358	35316.....	317
33658.....	392	35042.....	264	35122.....	309	35208-TH.....	157	35318.....	317
33660.....	392	3504LDFN.....	106	35123.....	309	35210.....	358	3532.....	212

Product Code	Page #	Product Code	Page #	Product Code	Page #	Product Code	Page #	Product Code	Page #
35320.....	317	3552M.....	212	35911.....	377	36326.....	318	36811.....	321
35322.....	317	35530.....	368	35912.....	377	36328.....	318	36812.....	321
35324.....	317	35532.....	368	35913.....	377	36330.....	318	36813.....	321
35326.....	317	35534.....	368	35914.....	377	36332.....	318	36814.....	321
35328.....	317	35536.....	368	35915.....	377	36410.....	319	36815.....	321
3532M.....	212	35538.....	368	35916.....	377	36412.....	319	36816.....	321
3532-TH.....	145	3554.....	212	35917.....	377	36414.....	319	36817.....	321
35330.....	317	35540.....	368	35918.....	377	36416.....	319	36818.....	321
35332.....	317	35542.....	368	35919.....	377	36418.....	319	36819.....	321
3534.....	212	35544.....	368	35920.....	377	36420.....	319	369-BLADE.....	549
3534-TH.....	145	35546.....	368	35921.....	377	36422.....	319	36902.....	317
3536.....	212	35548.....	368	35922.....	377	36424.....	319	36903.....	317
3536M.....	212	3555M.....	212	35923.....	377	36426.....	319	36904.....	318
3536-TH.....	145	3556.....	212	35924.....	377	36428.....	319	36905.....	318
3537M.....	212	3558.....	212	35925.....	377	36430.....	319	36906.....	320
3538.....	212	3560.....	212	35926.....	377	36432.....	319	36908.....	323
3538M.....	212	35604.....	321	35927.....	377	36507.....	320	36910.....	321
3538-TH.....	145	35605.....	321	35928.....	377	36508.....	320	36912.....	316
3540.....	212	35606.....	321	35929.....	377	36509.....	320	36914.....	321
35407.....	323	35608.....	321	35930.....	377	36510.....	320	36918.....	321
35408.....	323	3560M.....	212	35932.....	377	36511.....	320	36921.....	317
35409.....	323	35610.....	321	35933.....	377	36512.....	320	36922.....	319
3540M.....	212	3562.....	212	35934.....	377	36513.....	320	36923.....	320
3540-TH.....	145	35620.....	321	35935.....	377	36514.....	320	36924.....	323
35410.....	323	35622.....	321	35936.....	377	36515.....	320	369.....	549
35411.....	323	35624.....	321	36001.....	315	36516.....	320	36TH.....	228
35412.....	323	35626.....	321	36002.....	315	36517.....	320	37001.....	365
35413.....	323	35628.....	321	36003.....	315	36518.....	320	37002.....	365
35414.....	323	35630.....	321	36004.....	315	36519.....	320	37003.....	365
35415.....	323	35632.....	321	36108.....	317	3654BM-15.....	493	37004.....	365
35416.....	323	3564.....	212	36110.....	317	3654BM-20.....	493	37005.....	365
35417.....	323	3565M.....	212	36112.....	317	3654BMS/7.....	493	37112.....	367
35418.....	323	3568.....	212	36114.....	317	36607.....	320	37114.....	367
35419.....	323	35706.....	378	36116.....	317	36608.....	320	37116.....	367
3541M.....	212	35708.....	378	36118.....	317	36609.....	320	37118.....	367
3542.....	212	35710.....	378	36120.....	317	36610.....	320	3712.....	208
3542M.....	212	35712.....	378	36122.....	317	36611.....	320	37120.....	367
3542-TH.....	145	35714.....	378	36124.....	317	36612.....	320	37122.....	367
3544.....	212	35717.....	378	36126.....	317	36613.....	320	37124.....	367
3544M.....	212	3572.....	212	36128.....	317	36614.....	320	37126.....	367
3544-TH.....	145	35730.....	378	36130.....	317	36615.....	320	37128.....	367
3546.....	212	35732.....	378	36132.....	317	36616.....	320	37130.....	367
3546M.....	212	35734.....	378	36212.....	316	36617.....	320	37132.....	367
3546-TH.....	145	35736.....	378	36214.....	316	36618.....	320	37134.....	367
3548.....	212	35738.....	378	36216.....	316	36619.....	320	37136.....	367
3548M.....	212	35740.....	378	36218.....	316	36707.....	323	37138.....	367
3548-TH.....	145	35742.....	378	36220.....	316	36708.....	323	3714.....	208
3550.....	212	3576.....	212	36222.....	316	36709.....	323	37140.....	367
3550M.....	212	35810.....	403	36224.....	316	36710.....	323	37142.....	367
35512.....	368	35812.....	403	363-32.....	478	36711.....	323	37144.....	367
35514.....	368	35814.....	403	36308.....	318	36712.....	323	37146.....	367
35516.....	368	35817.....	403	36310.....	318	36713.....	323	37148.....	367
35518.....	368	35819.....	403	36312.....	318	36714.....	323	3716.....	208
3552.....	212	35821.....	403	36314.....	318	36715.....	323	3716-TH.....	143
35520.....	368	35824.....	403	36316.....	318	36716.....	323	3718.....	208
35522.....	368	35827.....	403	36318.....	318	36717.....	323	3718-TH.....	143
35524.....	368	35830.....	403	36320.....	318	36718.....	323	3720.....	208
35526.....	368	35832.....	403	36322.....	318	36719.....	323	3720-TH.....	143
35528.....	368	35910.....	377	36324.....	318	36810.....	321	37216.....	368



Product Code	Page #	Product Code	Page #	Product Code	Page #	Product Code	Page #	Product Code	Page #
37218.....	368	37412.....	371	37614.....	374	37902.....	367	38232.....	402
3722.....	208	37414.....	371	37615.....	374	37904.....	367	38236.....	403
37220.....	368	37416.....	371	37616.....	374	37905.....	367	38240.....	402
37222.....	368	37418.....	371	37617.....	374	37906.....	370	3830-102-VIP.....	571
37224.....	368	37420.....	371	37618.....	374	37908.....	370	3830-105-VIP.....	571
37226.....	368	37422.....	371	37619.....	374	37909.....	370	3830-108-VIP.....	571
37228.....	368	37424.....	371	37620.....	374	37910.....	373	3830-111-VIP.....	571
3722-TH.....	143	37426.....	371	37621.....	374	37912.....	373	3830-114-VIP.....	571
3724.....	208	37428.....	371	37622.....	374	37913.....	376	3830-121-VIP.....	571
3724-TH.....	143	37430.....	371	37623.....	374	37914.....	376	3830-127-VIP.....	571
3726.....	208	37432.....	371	37624.....	374	37915.....	373	3830-133-VIP.....	571
3726-TH.....	143	37434.....	371	37625.....	374	37916.....	371	3830-140-VIP.....	571
3728.....	208	37436.....	371	37626.....	374	37917.....	376	3830-146-VIP.....	571
3728-TH.....	143	37438.....	371	37627.....	374	37918.....	368	3830-14-VIP.....	571
3730.....	208	3744.....	208	37628.....	374	37920.....	378	3830-152-VIP.....	571
37312.....	370	37440.....	371	37629.....	374	37922.....	378	3830-16-VIP.....	571
37314.....	370	37442.....	371	37630.....	374	37923.....	368	3830-17-VIP.....	571
37316.....	370	37444.....	371	37632.....	374	37924.....	371	3830-19-VIP.....	571
37318.....	370	37446.....	371	37633.....	374	37925.....	374	3830-20-VIP.....	571
3732.....	208	37448.....	371	37634.....	374	37926.....	377	3830-21-VIP.....	571
37320.....	370	3744-TH.....	143	37635.....	374	38001.....	394	3830-22-VIP.....	571
37322.....	370	3746.....	208	37636.....	374	38002.....	394	3830-24-VIP.....	571
37324.....	370	3746-TH.....	143	3764.....	208	38003.....	394	3830-25-VIP.....	571
37326.....	370	3748.....	208	37710.....	376	38004.....	394	3830-27-VIP.....	571
37328.....	370	3748-TH.....	143	37711.....	376	38005.....	394	3830-29-VIP.....	571
3732-TH.....	143	3750H.....	493	37712.....	376	38006.....	394	3830-30-VIP.....	571
37330.....	370	37510.....	373	37713.....	376	38118.....	397	3830-32-VIP.....	571
37332.....	370	37511.....	373	37714.....	376	38120.....	397	3830-33-VIP.....	571
37334.....	370	37512.....	373	37715.....	376	38122.....	397	3830-35-VIP.....	571
37336.....	370	37513.....	373	37716.....	376	38124.....	397	3830-37-VIP.....	571
37338.....	370	37514.....	373	37717.....	376	38126.....	397	3830-38-VIP.....	571
3734.....	208	37515.....	373	37718.....	376	38128.....	397	3830-40-VIP.....	571
37340.....	370	37516.....	373	37719.....	376	38130.....	397	3830-41-VIP.....	571
37342.....	370	37517.....	373	37720.....	376	38132.....	397	3830-43-VIP.....	571
37344.....	370	37518.....	373	37721.....	376	38134.....	397	3830-44-VIP.....	571
37346.....	370	37519.....	373	37722.....	376	38136.....	397	3830-46-VIP.....	571
37348.....	370	3752.....	208	37723.....	376	38138.....	397	3830-48-VIP.....	571
3734BM-10.....	493	37520.....	373	37724.....	376	38140.....	397	3830-51-VIP.....	571
3734BM-2.....	493	37521.....	373	37725.....	376	38142.....	397	3830-52-VIP.....	571
3734BM-3.....	493	37522.....	373	37726.....	376	38144.....	397	3830-54-VIP.....	571
3734BM-4.....	493	37523.....	373	37727.....	376	38146.....	397	3830-56-VIP.....	571
3734BM-5.....	493	37524.....	373	37729.....	376	38148.....	397	3830-57-VIP.....	571
3734BM-6.....	493	37525.....	373	37730.....	376	38150.....	397	3830-59-VIP.....	571
3734BM-8.....	493	37526.....	373	37732.....	376	38152.....	397	3830-60-VIP.....	571
3734BMS/7.....	493	37527.....	373	37734.....	376	38154.....	397	3830-64-VIP.....	571
3734-TH.....	143	37529.....	373	37736.....	376	38156.....	397	3830-65-VIP.....	571
3735-4-120.....	546	37530.....	373	3780.....	208	38158.....	397	3830-67-VIP.....	571
3736.....	208	37532.....	373	37813.....	371	38160.....	397	3830-68-VIP.....	571
3736MH-250.....	493	37534.....	373	37814.....	371	38162.....	397	3830-70-VIP.....	571
3736MH-300.....	493	37536.....	373	37815.....	371	3816-300.....	560	3830-73-VIP.....	571
3736MH-400.....	493	3754.....	208	37816.....	371	38164.....	397	3830-76-VIP.....	571
3736-TH.....	143	3755BM-6.....	493	37817.....	371	3818-300-PROG-100.....	560	3830-79-VIP.....	571
3739H-250.....	493	3756.....	208	37818.....	371	3818-300-PROG-5P.....	560	3830-83-VIP.....	571
3739H-300.....	493	3758.....	208	37819.....	371	38216.....	402	3830-86-VIP.....	571
3739H-400.....	493	3760.....	208	3782.....	208	38218.....	402	3830-89-VIP.....	571
3740.....	208	37610.....	374	37820.....	371	38220.....	402	3830-92-VIP.....	571
3740-150.....	546	37611.....	374	37821.....	371	38224.....	402	3830-95-VIP.....	571
3740-200.....	546	37612.....	374	37822.....	371	38226.....	402	3830-98-VIP.....	571
3740-TH.....	143	37613.....	374	37823.....	371	38228.....	402	3832-102.....	570

Product Code	Page #	Product Code	Page #	Product Code	Page #	Product Code	Page #	Product Code	Page #
3832-105	570	3833-114-C	569	3834-DRL-EL	568	3840-228-18-HST-10P	577	38454	398
3832-108	570	3833-121-C	569	3834-DRL-ES	568	3840-228-18-HST-5P	577	38456	398
3832-111	570	3833-127-C	569	3834-DRL-L	568	3840-228-18-ST-100P	574	38458	398
3832-114	570	3833-140-C	569	3834-ES	572	3840-228-18-ST-10P	574	38460	398
3832-121	570	3833-152-C	569	3834-EXT-1	572	3840-228-18-ST-5P	574	3846-100-G-ST-2P	576
3832-127	570	3833-159-C	569	3840-100-14-SC-5P	575	3840-228-5/8-DSL-10P	575	3846-150-6-SL-1P	576
3832-133	570	3833-19-C	569	3840-100-14-ST-10P	574	3840-228-5/8-DSL-5P	575	3846-150-G-ST-2P	576
3832-14	570	3833-20-C	569	3840-100-14-ST-5P	574	3840-228-6-SL-10P	575	38462	398
3832-140	570	3833-22-C	569	3840-100-18-SC-5P	575	3840-228-6-SL-5P	575	3846-228-3-ST-1P	576
3832-146	570	3833-25-C	569	3840-100-18-ST-10P	574	3840-228-8/12-ST-100P	574	3846-300-3-ST-1P	576
3832-152	570	3833-27-C	569	3840-100-18-ST-5P	574	3840-228-8/12-ST-10P	574	38464	398
3832-16	570	3833-29-C	569	3840-100-24-ST-10P	574	3840-228-8/12-ST-5P	574	38466	398
3832-17	570	3833-30-C	569	3840-100-24-ST-5P	574	3840-300-10-HST-10P	577	38468	398
3832-19	570	3833-32-C	569	3840-150-10-HST-10P	577	3840-300-10-HST-5P	577	38476	398
3832-20	570	3833-35-C	569	3840-150-10-HST-5P	577	3840-300-14-HST-10P	577	3870-SG11	600
3832-21	570	3833-38-C	569	3840-150-10-ST-100P	574	3840-300-14-HST-5P	577	38901	397
3832-22	570	3833-40-C	569	3840-150-10-ST-10P	574	3840-300-14-ST-100P	574	38903	402
3832-24	570	3833-41-C	569	3840-150-10-ST-5P	574	3840-300-14-ST-10P	574	38920	397
3832-25	570	3833-44-C	569	3840-150-14-HST-10P	577	3840-300-14-ST-5P	574	38925	398
3832-27	570	3833-48-C	569	3840-150-14-HST-5P	577	3840-300-18-HST-10P	577	38926	398
3832-29	570	3833-51-C	569	3840-150-14-ST-100P	574	3840-300-18-HST-5P	577	38932	402
3832-30	570	3833-54-C	569	3840-150-14-ST-10P	574	3840-300-18-ST-100P	574	390-2-2	89, 92, 94
3832-32	570	3833-57-C	569	3840-150-14-ST-5P	574	3840-300-18-ST-10P	574	39002	408
3832-33	570	3833-60-C	569	3840-150-18-HST-10P	577	3840-300-18-ST-5P	574	39003	408
3832-35	570	3833-64-C	569	3840-150-18-HST-5P	577	3840-300-5/8-DSL-10P	575	39004	408
3832-37	570	3833-65-C	569	3840-150-18-ST-100P	574	3840-300-5/8-DSL-5P	575	39005	408
3832-38	570	3833-67-C	569	3840-150-18-ST-10P	574	3840-300-6-SL-10P	575	39006	408
3832-40	570	3833-68-C	569	3840-150-18-ST-5P	574	3840-300-6-SL-5P	575	3906-250-18-100	560
3832-41	570	3833-70-C	569	3840-150-24-ST-100P	574	3840-300-8/12-SL-10P	575	3906-250-18-5P	560
3832-43	570	3833-73-C	569	3840-150-24-ST-10P	574	3840-300-8/12-SL-5P	575	3906-250-24-100	560
3832-44	570	3833-76-C	569	3840-150-24-ST-5P	574	38420	398	3906-250-24-5P	560
3832-46	570	3833-77-C	569	3840-150-4/6-SC-10P	575	3842-150-7-SL-10P	576	3906-250-32-100	560
3832-48	570	3833-79-C	569	3840-150-4/6-SC-5P	575	3842-150-7-SL-5P	576	3906-250-32-5P	560
3832-51	570	3833-83-C	569	3840-150-5/8-DSL-10P	575	38422	398	3906-300-14-100	560
3832-52	570	3833-86-C	569	3840-150-5/8-DSL-5P	575	3842-228-7-SL-10P	576	3906-300-14-10P	560
3832-54	570	3833-89-C	569	3840-150-5/8-SL-100P	575	3842-228-7-SL-5P	576	3906-300-14-5P	560
3832-56	570	3833-92-C	569	3840-150-5/8-SL-10P	575	3842-300-7-SL-10P	576	3906-300-18-100	560
3832-57	570	3833-95-C	569	3840-150-5/8-SL-5P	575	3842-300-7-SL-5P	576	3906-300-18-10P	560
3832-59	570	3833-98-C	569	3840-150-6-ST-10P	574	38424	398	3906-300-18-2P	560
3832-60	570	3833-SET-101	568	3840-150-6-ST-5P	574	38426	398	3906-300-18-5P	560
3832-64	570	3833-SET-201	568	3840-150-8/12-ST-100P	574	38428	398	3906-300-24-100	560
3832-65	570	3834-ADP	572	3840-150-8/12-ST-10P	574	38430	398	3906-300-24-10P	560
3832-67	570	3834-ARBR-11152	572	3840-150-8/12-ST-5P	574	38432	398	3906-300-24-2P	560
3832-68	570	3834-ARBR-11152QC	572	3840-228-10/14-PR09-100P	577	38434	398	3906-300-24-5P	560
3832-70	570	3834-ARBR-1130	572	3840-228-10/14-PR09-10P	577	38436	398	3906-300-32-100	560
3832-73	570	3834-ARBR-16152QC	572	3840-228-10/14-PR13-100P	577	38438	398	3906-300-32-10P	560
3832-76	570	3834-ARBR-630	572	3840-228-10/14-PR13-10P	577	38440	398	3906-300-32-2P	560
3832-79	570	3834-ARBR-730	572	3840-228-10-DSL-10P	575	38442	398	3906-300-32-5P	560
3832-83	570	3834-ARBR-9100	572	3840-228-10-DSL-5P	575	38444	398	3906-300-3P	560
3832-86	570	3834-ARBR-9100EL	568	3840-228-10-HST-10P	577	38446	398	396-LAP	548, 609
3832-89	570	3834-ARBR-9100ES	568	3840-228-10-HST-5P	577	38448	398	39624	409
3832-92	570	3834-ARBR-9100QC	572	3840-228-10-ST-100P	574	38450	398	39626	409
3832-95	570	3834-ARBR-930	572	3840-228-10-ST-10P	574	3845-18-100P-BULK	577	39628	409
3832-98	570	3834-ARBR-930EL	568	3840-228-10-ST-5P	574	3845-18-10P	577	39630	409
3833-102-C	569	3834-ARBR-930ES	568	3840-228-14-HST-10P	577	38452	398	39632	409
3833-105-C	569	3834-ARBR-SD152QC	572	3840-228-14-HST-5P	577	3845-24-100P-BULK	577	39634	409
3833-108-C	569	3834-ARBR-SD30	572	3840-228-14-ST-100P	574	3845-24-10P	577	39636	409
3833-109-C	569	3834-DRL	572	3840-228-14-ST-10P	574	3845-32-100P-BULK	577	39638	409
3833-111-C	569	3834-DRL-CT	572	3840-228-14-ST-5P	574	3845-32-10P	577	39640	409





Product Code	Page #	Product Code	Page #	Product Code	Page #	Product Code	Page #	Product Code	Page #
39642.....	409	39796.....	413	4-186-05-2-2.....	589	40150.....	603	41208.....	416
39644.....	409	3A1140.....	666	4-186-06-2-0.....	589	40155-30P.....	613	41212.....	416
39646.....	409	3A1240.....	666	4-186-06-2-2.....	589	401NSM.....	104	41220.....	416
39648.....	409	3A1530.....	666	4-186-07-2-0.....	589	401SM.....	104	41224.....	416
39650.....	409	3A2104.....	679	4-186-08-2-0.....	589	401SP.....	104	41226.....	416
39652.....	409	3A2108.....	679	4-187-04-2-0.....	589	401SP-SET.....	104	41228.....	416
39654.....	409	3A2140.....	666	4-187-06-2-0.....	589	40201.....	603	416-400.....	602
39656.....	409	3A2208.....	679	4-187-06-2-2.....	589	40221.....	478	416-600.....	602
39658.....	409	3A2240.....	666	4-187-07-2-0.....	589	40222.....	479	420-100-200.....	474
39660.....	409	3A2340.....	666	4-187-08-2-0.....	589	40223.....	479	420-120-1000.....	474
39662.....	409	3A2430.....	666	4-188-06-2-0.....	589	40224.....	479	420-120-1250.....	474
39664.....	409	3M05T150.....	538	4-272-06-3-0.....	590	40252.....	614	420-120-1500.....	474
39666.....	409	3M05T75.....	538	4-288-06-2-0.....	589	40253.....	614	420-120-250.....	474
39668.....	409	3M10T160.....	538	4-2F.....	365	40254.....	614	420-120-300.....	474
39670.....	409	3M20T160.....	538	4-33B.....	365	40255.....	614	420-120-400.....	474
39672.....	409	3P1140.....	662	4-35B.....	365	40256.....	614	420-120-500.....	474
39674.....	409	3P1240.....	662	4-53B.....	365	40257.....	614	420-120-600.....	474
39676.....	409	3P1340.....	662	4-612.....	366	40251.....	603	420-120-800.....	474
39678.....	409	3P1430.....	662	4-614.....	366	40282.....	605	420-140-400.....	474
39680.....	409	3P1530.....	662	4-616.....	366	40281.....	605	420-175-400.....	474
39682.....	409	3P1540.....	662	4-618.....	366	40284.....	605	420-50-100.....	474
39684.....	409	3P1640.....	662	4-620.....	366	4040M/6T.....	200	420-50-200.....	474
39686.....	409	3P2140.....	664	4-622.....	366	4040M-10-11.....	200	420-60-120.....	474
39688.....	409	3P2340.....	664	4-624.....	366	4040M-12-13.....	200	420-60-300.....	474
39690.....	409	3S12TV.....	539	4-626.....	366	4040M-14-15.....	200	420-80-160.....	474
39692.....	409	3S20TV.....	539	4-628.....	366	4040M-16-17.....	200	420SC-25.....	475
39694.....	409	3T1140.....	667	4-630.....	366	4040M-18-19.....	200	420SC-50.....	475
39696.....	409	3T12TV.....	539	4-632.....	366	4040M-8-9.....	200	42301.....	603
39720.....	413	3T1530.....	667	4-634.....	366	40513.....	613	42302.....	603
39724.....	413	3T1630.....	667	4-636.....	366	40514.....	613	42304A.....	603
39726.....	413	3T1640.....	667	4-638.....	366	41144.....	416	424P-16.....	546
39728.....	413	3T20TV.....	539	4-640.....	366	41146.....	416	425-083.....	597
39730.....	413	3T2303.....	674	4-642.....	366	41148.....	416	425-10.....	597
39732.....	413	4-102.....	365	4-644.....	366	41150.....	416	425-12.....	597
39734.....	413	4-105A.....	365	4-646.....	366	41152.....	416	425-18.....	597
39736.....	413	4-110A.....	365	4-648.....	366	41154.....	416	425-25.....	597
39738.....	413	4-138-08-1-0.....	587	4-6.....	365	41156.....	416	425-32.....	597
39740.....	413	4-138-10-1-0.....	587	40000.....	596	41158.....	416	425-38.....	597
39742.....	413	4-138-12-1-0.....	587	40000-TH.....	173	41160.....	416	425-6.....	597
39744.....	413	4-140-06-1-0.....	587	4001-O-ETT.....	97	41162.....	416	426TOR9.....	602
39746.....	413	4-140-08-1-0.....	587	4002-I-DTT.....	96	41164.....	416	429-16.....	546
39748.....	413	4-140-10-1-0.....	587	4004MFRMH.....	111	41166.....	416	434-10.....	597
39750.....	413	4-140B.....	365	4004TQR.....	112	41168.....	416	434-12.....	597
39752.....	413	4-150-07-3-0.....	587	40052.....	611	41170.....	416	434-18.....	597
39754.....	413	4-152-08-2-2.....	588	40058.....	611	41172.....	416	434-25.....	597
39756.....	413	4-153-08-1-2.....	588	40073.....	611	41174.....	416	434-32.....	597
39758.....	413	4-154-08-2-2.....	580	40076.....	611	41176.....	416	434-38.....	597
39760.....	413	4-155-08-2-0.....	588	40078.....	611	41178.....	416	434-6.....	597
39762.....	413	4-155-10-2-0.....	588	40080.....	612	41180.....	416	434-S3-EUR.....	597
39764.....	413	4-183-04-2-2.....	588	40082.....	612	41182.....	416	434-S6-EUR.....	597
39766.....	413	4-183-05-2-2.....	588	40084.....	612	41184.....	416	43603.....	480
39768.....	413	4-183-06-2-0.....	588	40086.....	612	41186.....	416	43605.....	480
39770.....	413	4-183-06-2-2.....	588	40088.....	612	41188.....	416	43607.....	480
39772.....	413	4-183-07-2-0.....	588	40151.....	613	41190.....	416	43611.....	480
39776.....	413	4-183-08-2-0.....	588	40152.....	613	41192.....	416	43613.....	480
39780.....	413	4-183-10-2-0.....	588	40155.....	613	41194.....	416	43615.....	480
39782.....	413	4-186-04-2-0.....	589	40156.....	613	41196.....	416	43616.....	480
39788.....	413	4-186-04-2-2.....	589	40158.....	613	41200.....	416	43617.....	480
39794.....	413	4-186-05-2-0.....	589	40159.....	613	41204.....	416	43618.....	482

Product Code	Page #	Product Code	Page #	Product Code	Page #	Product Code	Page #	Product Code	Page #
43619.....	482	483-TH.....	147	501MRMH.....	111	50860B.....	66	50935.....	86
43621.....	481	483.....	233	502LDFN.....	106	50860BL.....	66	50936.....	86
43631.....	481	484-TH.....	147	502LDFNSS.....	107	50861.....	69	50937.....	86
442.....	596	484.....	233	502TQFR.....	112	50861B.....	69	50938.....	86
442B.....	476	4A-620.....	364	5035.....	735	50861BL.....	69	50939.....	86
443B.....	476	4A-620-2.....	364	5035P.....	735	50865.....	70	5093L.....	739
444B.....	476	4A-622.....	364	5038B.....	735	50865B.....	70	50946B.....	76
448-0722.....	605	4A-622-2.....	364	5039B.....	735	50865BL.....	70	50946RED.....	76
448-0723.....	605	4A-624.....	364	5045.....	735	50866.....	69	50947B.....	76
449.....	596	4A-624-2.....	364	5045P.....	735	50866B.....	69	50949.....	75
450MFRMH.....	111	4A-628.....	364	5050A.....	736	50872.....	71	5095.....	739
451.....	596	4A-628-2.....	364	5051A.....	736	50872B.....	71	50950.....	75
4553.....	600	4M-610.....	372	5053A.....	741	50872BL.....	71	50951.....	75
4559-12.....	599	4M-611.....	372	5054A.....	741	50873.....	72	50952.....	75
4559-18.....	599	4M-612.....	372	5055A.....	742	50873B.....	72	50953.....	75
4559-24.....	599	4M-613.....	372	5056.....	742	50873BL.....	72	50954.....	75
4559-30.....	599	4M-614.....	372	50601.....	249	50880.....	67	5095L.....	739
4559-36.....	599	4M-615.....	372	50602.....	249	50880B.....	67	50960.....	86
4559-42.....	599	4M-616.....	372	50603A.....	282	50880BL.....	67	50961.....	86
471-TH.....	147	4M-617.....	372	50604.....	250	50881.....	67	50962.....	86
471.....	233	4M-618.....	372	50605A.....	279	50881B.....	67	50963.....	86
472-TH.....	147	4M-619.....	372	50607A.....	278	50881BL.....	67	50964.....	86
472.....	233	4M-620.....	372	50609.....	334	50885.....	65	50965.....	86
474-125-0.60.....	597	4M-621.....	372	50611A.....	247, 276	50885B.....	65	50966.....	86
474-125-0.80.....	597	4M-622.....	372	50612A.....	246, 275, 332	50885BL.....	65	50967.....	86
474-150-0.80.....	597	4M-623.....	372	50613A.....	281	50885BLW.....	65	50968.....	86
474-TH.....	147	4M-624.....	372	50614A.....	245, 274, 331	50885BW.....	65	50969.....	86
474.....	233	4M-625.....	372	50615A.....	280	50885W.....	65	50971.....	86
474A.....	233	4M-626.....	372	50617A.....	333	50886BL.....	69	50974.....	86
474A-TH.....	147	4M-627.....	372	50619.....	334	50887.....	67	50975.....	86
474B.....	233	4M-629.....	372	50622A.....	248, 277	50887B.....	67	50976.....	86
4750-2PP-1.....	82, 604	4M-630.....	372	50661A.....	251	50887BL.....	67	50990.....	64
4750-3PB-1.....	82, 604	4M-632.....	372	50662A.....	251	50888.....	67	50990B.....	64
4750-EP-1.....	82, 604	4M-634.....	372	50663.....	284	50888B.....	67	50990BL.....	64
4750FB1-19A.....	80	4M-636.....	372	50664.....	283	50888BL.....	67	50992.....	68
4750FB1-19B.....	80	4M04T.....	541	50665.....	284	50890.....	66	50992B.....	68
4750FB2-19A.....	81	4M10T.....	541	50666.....	283	50890B.....	66	50992BL.....	68
4750FB2-24A.....	81	4T06T.....	539	50667.....	335	50890BL.....	66	50NMIMH.....	113
4750FB2W-24A.....	80	4T10T.....	539	50668.....	335	50891.....	69	50T-I.....	113
4750FB3-12.....	81	5000-1.....	92	50669.....	335	50891B.....	69	50T-I-SET.....	113
4750FB3-12TS4.....	546	50001A.....	85	50671.....	282, 296	50891BL.....	69	51-12.....	556
4750FB4-18.....	79	5000-2.....	92	50672A.....	251	50895.....	70	51-21.....	556
4750FB5A.....	81	5000-3.....	93	50673.....	284	50895B.....	70	51-24.....	556
4750FB5B.....	81	50003A.....	85	50681.....	250	50895BL.....	70	51-30.....	556
4750FB5C.....	81	50005A.....	85	50721.....	74	50902.....	71	51-36.....	556
4750-HDLB-1.....	83, 604	50007A.....	85	50722.....	74	50902B.....	71	5101.....	612
4750-HHO-2.....	83, 604	5000A.....	736	50723.....	74	50902BL.....	71	5101-1.....	612
4750-KP-1.....	83	5000AL.....	736	50724.....	74	50903.....	72	5101-2.....	612
4750PTB50.....	79	5000-ST.....	92, 93	50726.....	74	50903B.....	72	5101-3.....	612
4750PTB60.....	79	5007.....	734	50748.....	70	50903BL.....	72	5101-4.....	612
4750PTB65.....	546	50081.....	384	50748B.....	70	5092.....	738	5101-5.....	612
4750PTB65TS4.....	547	5009.....	734	50748BL.....	70	50920.....	76	5101-6.....	612
4750PTW47.....	79	501-E-ETT.....	97	5075A.....	738	50921.....	76	5101-7.....	612
4750-UP-1.....	82, 604	501-I-DTT.....	96	5075AL.....	738	50922.....	76	5101-8.....	612
4750-UP-1TS5.....	547	501-I-MT.....	95	50778.....	70	50923.....	76	5102.....	613
480-12.....	546	5011.....	734	50778B.....	70	50924.....	76	5103.....	613
4804NLDNSS.....	108	50111.....	65, 73	50778BL.....	70	5092L.....	738	5250A.....	737
482-TH.....	147	5013.....	734	50856.....	73	5093.....	739	5262.....	747
482.....	233	501ED-CDI.....	102	50860.....	66	50934.....	86	5263.....	747



Product Code	Page #	Product Code	Page #	Product Code	Page #	Product Code	Page #	Product Code	Page #
5265.....	744	5ES05H2GR.....	532	6-648.....	396	65-78-1.....	94	6CD100T13.....	516
5266.....	747	5ES10H2G.....	532	6-650.....	396	65-78-2.....	94	6CD100T18.....	516
5268.....	742	5ES10H2GR.....	532	6-652.....	396	650.....	596	6CD10T10.....	516
527 D-160.....	546	5ES15H3G.....	532	6-654.....	396	658.....	702	6CD10T12.....	516
5272A.....	747	5ES15H3GR.....	532	6-656.....	396	665.....	596	6CD30T08.....	516
5273A.....	747	5ES15H5G.....	532	6-658.....	396	697.....	702	6CD30T15.....	516
5274A.....	747	5ES15H5GR.....	532	6-660.....	396	6C05T00.....	512	6CD55T06.....	516
527D-160.....	459	5G102H5G.....	535	6-662.....	396	6C05T01.....	512	6CD55T13.....	516
527V-160.....	632	5G65H5G.....	535	6-664.....	396	6C05T03.....	512	6CD55T20.....	516
527V-200.....	632	5HD2S100.....	527	6-666.....	396	6C05T05.....	512	6CD75T06.....	516
5285.....	742	5HD2S500.....	527	6-670.....	396	6C05T07.....	512	6CD75T13.....	516
5287A.....	744	5HS1S120.....	525	6-672.....	396	6C05T09.....	512	6CF05T03.....	519
529-16-L.....	486	5HS1S60.....	525	6-676.....	396	6C100T06.....	514	6CF05T03TB.....	520
529-16-XL.....	486	5HS1S60.....	526	6-6XS.....	395	6C100T10.....	514	6CF10T05.....	519
529-20-L.....	486	5HS2S100.....	525	6-7.....	394	6C10T01.....	512	6CF10T05TB.....	520
529-20-XL.....	486	5HS2S100.....	526	6002ED-CDI.....	102	6C10T02.....	512	6CF20T05.....	519
5300A.....	750	5HS2S200.....	525	6002LDIN.....	106	6C10T04.....	512	6CF20T05TB.....	520
5338A.....	736	5HS2S200.....	526	6002LDINSS.....	107	6C10T06.....	512	6CF30T05.....	519
5338AP.....	736	5HS2S35.....	525	6004CASG.....	99	6C10T08.....	512	6CF30T05TB.....	520
5350A.....	737	5HS2S35.....	526	6004-F-DTT.....	96	6C10T10.....	512	6CF50T05.....	519
5350AL.....	737	5T-I.....	113	6004-F-ETT.....	97	6C10T12.....	512	6CH100T03.....	521
5350AP.....	737	5T-I-SET.....	113	6004-F-MT.....	95	6C10T14.....	512	6CH12T03.....	521
5375A.....	738	6-0XS.....	395	6004LDFE.....	106	6C15T01.....	514	6CH20T02.....	521
5375AP.....	738	6-107.....	394	6004LDFESS.....	107	6C15T02.....	514	6CH20T06.....	521
5430KL.....	732	6-110.....	394	6004LDFN.....	106	6C15T04.....	514	6CH30T02.....	521
5434.....	732	6-113.....	394	6004LDFNSS.....	107	6C15T06.....	514	6CH30T06.....	521
5434KL.....	732	6-140B.....	394	6004MFRMH.....	111	6C15T08.....	514	6CH60T03.....	521
5440KL.....	731	6-1A.....	395	6004MFRMH-TH.....	148	6C15T10.....	514	6CL10T01.....	524
5445R.....	731	6-1XS.....	395	6004MFRPH.....	109	6C15T12.....	514	6CL20T02.....	524
5445RKL.....	731	6-2B.....	395	6004TAA.....	101	6C15T14.....	514	6CL30T02.....	524
5450R.....	731	6-2C.....	395	6004-TC.....	96	6C25T01.....	514	6CL50T02.....	524
5450RKL.....	731	6-2XS.....	395	6004TQR.....	112	6C25T02.....	514	6CN100T02.....	517
5540.....	744	6-342-08-1-0.....	590	600T-I.....	113	6C25T04.....	514	6CN100T04.....	517
5558A.....	744	6-342-08-1-2.....	590	600T-I-SET.....	113	6C25T06.....	514	6CN100T06.....	517
5560.....	744	6-342-08-2-2.....	590	600TL-2.....	93	6C25T08.....	514	6CN100T08.....	517
5564A.....	750	6-342-10-1-0.....	590	602NMRMHSS.....	110	6C25T10.....	514	6CN100T10.....	517
59/S31B-1P.....	448	6-343-08-3-0.....	590	608SC.....	184	6C25T12.....	514	6CN100T12.....	517
5977.....	741	6-343-10-3-0.....	590	612SC.....	184	6C25T14.....	514	6CN55T02.....	517
5978A.....	741	6-344-08-2-2.....	591	614SC.....	184	6C30T08.....	514	6CN55T04.....	517
5979A.....	741	6-345-08-2-2.....	591	616SC.....	184	6C55T02.....	514	6CN55T06.....	517
5980.....	750	6-3XS.....	395	618SC.....	184	6C55T04.....	514	6CN55T08.....	517
5AD150M.....	528	6-4A.....	394	61NSM.....	104	6C55T06.....	514	6CN55T10.....	517
5AS150.....	528	6-4XS.....	395	61SM.....	104	6C55T13.....	514	6CN55T12.....	517
5AS150L.....	528	6-5XS.....	395	61SP.....	104	6C75T06.....	514	6CP02T05.....	522
5AS200.....	528	6-618A.....	396	61SP-SET.....	104	6C75T13.....	514	6CP05T05.....	522
5AS380.....	528	6-620A.....	396	620SC.....	184	6CA100T02.....	518	6CP10T06.....	522
5AS380L.....	528	6-622A.....	396	622SC.....	184	6CA100T04.....	518	6CT10T06.....	523
5AS60.....	528	6-624A.....	396	624SC.....	184	6CA100T06.....	518	6CT10T10.....	523
5D73H10G.....	535	6-626A.....	396	625-DROP.....	596	6CA100T10.....	518	6M-1219.....	401
5E05H1G.....	531	6-628A.....	396	625-PEAR.....	596	6CA30T02.....	518	6M-1220.....	401
5E05H1GR.....	534	6-630A.....	396	625-ROUND.....	596	6CA30T04.....	518	6M-1221.....	401
5E10H2G.....	531	6-632A.....	396	625.....	596	6CA30T06.....	518	6M-1222.....	401
5E10H2GR.....	534	6-634A.....	396	626SC.....	184	6CA50T02.....	518	6M-1223.....	401
5E15H3G.....	531	6-636.....	396	628SC.....	184	6CA50T04.....	518	6M-1224.....	401
5E15H3GR.....	534	6-638.....	396	630SC.....	184	6CA50T06.....	518	6M-1225.....	401
5EA05H1G.....	533	6-640.....	396	632SC.....	184	6CA50T10.....	518	6M-1226.....	401
5ES05H1G.....	532	6-642.....	396	640SC.....	184	6CA75T04.....	518	6M-1227.....	401
5ES05H1GR.....	532	6-644.....	396	65-26-2.....	94	6CA75T06.....	518	6M-1228.....	401
5ES05H2G.....	532	6-646.....	396	65-26-3.....	94	6CD100T06.....	516	6M-1229.....	401

Product Code	Page #	Product Code	Page #	Product Code	Page #	Product Code	Page #	Product Code	Page #
6M-1230	401	6ZV-1.3/16	636	7-1292	411	7-660	410	752MFRMH	111
6M-1231	401	6ZV-1/2	636	7-1294	411	7-662	410	75MFIMHSS	113
6M-1232	401	6ZV-11/16	636	7-1296	411	7-664	410	7723	213
6M-1233	401	6ZV-13/16	636	7-1298	411	7-666	410	7723-TH	143
6M-1234	401	6ZV-15/16	636	7-140B	407	7-668	410	7725B	213
6M-1235	401	6ZV-3/4	636	7-1B	408	7-670	410	7725B-TH	143
6M-1236	401	6ZV-3/8	636	7-1C	414	7-672	410	7727A	213
6M-1238	401	6ZV-5/16	636	7-1XS	408	7-674	410	7727A-TH	143
6M-1240	401	6ZV-5/8	636	7-2D	408	7-676	410	7731A	213
6M-1241	401	6ZV-7/16	636	7-2F	408	7-678	410	7731A-TH	143
6M-1242	401	6ZV-7/8	636	7-2XS	408	7-680	410	7731B	213
6M-1243	401	6ZV-9/16	636	7-3XS	408	7-682	410	7731B-TH	143
6M-1244	401	7-107	407	7-4XS	408	7-684	410	7750V	639
6M-1246	401	7-113	407	7-5XS	408	7-686	410	7800DMV-10	641
6M-1250	401	7-12100	411	7-6100	410	7-688	410	7800DMV-11	641
6M-617A	400	7-12104	411	7-6104	410	7-690	410	7800DMV-12	641
6M-619A	400	7-12108	411	7-6108	410	7-692	410	7800DMV-13	641
6M-620A	400	7-12112	411	7-6112	410	7-694	410	7800DMV-14	641
6M-622A	400	7-12116	411	7-6116	410	7-696	410	7800DMV-15	641
6M-624A	400	7-12120	411	7-6118	410	7-6XS	408	7800DMV-16	641
6M-627A	400	7-12124	411	7-6120	410	7-8	407	7800DMV-17	641
6M-630	400	7-12128	411	7-6122	410	700-2.5-100	546	7800DMV-18	641
6M-631	400	7-12132	411	7-6124	410	7029B	213	7800DMV-19	641
6M-632	400	7-12136	411	7-6126	410	7029B-TH	143	7800DMV-20	641
6M-634	400	7-12144	411	7-6128	410	702NLDNSS	108	7800DMV-21	641
6M-635	400	7-1224	411	7-6130	410	7033C	213	7800DMV-22	641
6M-636	400	7-1226	411	7-6132	410	7033C-TH	143	7800DMV-24	641
6M-638	400	7-1228	411	7-6134	410	7038	213	7800DMV-27	641
6M-641	400	7-1230	411	7-6136	410	7038-TH	143	7800DMV-30	641
6M-646	400	7-1232	411	7-6138	410	7039B	213	7800DMV-32	641
6MV-10	636	7-1234	411	7-6140	410	7039B-TH	143	7800DMV-8	641
6MV-11	636	7-1236	411	7-6142	410	706-1	419	7800DZV-1	641
6MV-12	636	7-1238	411	7-6144	410	706-2	419	7800DZV-1.1/16	641
6MV-13	636	7-1240	411	7-6146	410	706-3	419	7800DZV-1.1/4	641
6MV-14	636	7-1242	411	7-6148	410	706-4	419	7800DZV-1.1/8	641
6MV-15	636	7-1244	411	7-6152	410	706-5	419	7800DZV-1.3/16	641
6MV-16	636	7-1246	411	7-6156	410	7223	454	7800DZV-1/2	641
6MV-17	636	7-1248	411	7-6160	410	7224	454	7800DZV-11/16	641
6MV-18	636	7-1250	411	7-6172	410	7225	454	7800DZV-13/16	641
6MV-19	636	7-1252	411	7-6184	410	7400DMV-10	639	7800DZV-15/16	641
6MV-20	636	7-1254	411	7-624	410	7400DMV-11	639	7800DZV-3/4	641
6MV-21	636	7-1256	411	7-626	410	7400DMV-12	639	7800DZV-3/8	641
6MV-22	636	7-1258	411	7-628	410	7400DMV-13	639	7800DZV-5/8	641
6MV-23	636	7-1260	411	7-630	410	7400DMV-14	639	7800DZV-7/16	641
6MV-24	636	7-1262	411	7-632	410	7400DMV-17	639	7800DZV-7/8	641
6MV-27	636	7-1264	411	7-634	410	7400DMV-19	639	7800DZV-9/16	641
6MV-30	636	7-1266	411	7-636	410	7400DZV-1/2	639	7811DMV	618
6MV-32	636	7-1268	411	7-638	410	7400DZV-11/16	639	782-U	578
6MV-6	636	7-1270	411	7-640	410	7400DZV-3/4	639	7M-627	409
6MV-7	636	7-1272	411	7-642	410	7400DZV-3/8	639	7M-630	409
6MV-8	636	7-1274	411	7-644	410	7400DZV-5/8	639	7M-632	409
6MV-9	636	7-1276	411	7-646	410	7400DZV-7/16	639	7M-635	409
6MV/8T	619	7-1278	411	7-648	410	75-25-1	94	7M-638	409
6S.5T03	540	7-1280	411	7-650	410	75-29	94	7M-641	409
6S01T03	540	7-1282	411	7-652	410	7502MRMH	111	7M-646	409
6ZV-1	636	7-1284	411	7-654	410	751LDIN	106	7M-650	409
6ZV-1.1/16	636	7-1286	411	7-656	410	751LDINSS	107	7M-660	409
6ZV-1.1/4	636	7-1288	411	7-658	410	752LDIN	106	7M-665	409
6ZV-1.1/8	636	7-1290	411	7-6	407	752LDINSS	107	7M-670	409





Product Code	Page #	Product Code	Page #	Product Code	Page #	Product Code	Page #	Product Code	Page #
7M-675	409	8-7	414	8225-TH	162	87043	510	8812AW	231
8-108	414	8-8	414	8226	452	87044	510	8812BW	231
8-115	414	8001-0-DTT	96	8226-TH	162	87045	507	8812W	231
8-140B	414	8004NLDNSS	108	8231	452	87046	508	8813AW	231
8-1XS	414	8004NMRMHSS	110	850-1	596	87047	508	8813BW	231
8-20	414	800NMIMH	113	850002	600	87048	508	8813W	231
8-2E	414	8010SL-2P	624	8510SL-2P	624	87049	508	8814AW	231
8-2XS	414	802MFRFMHSS	112	8520SL-2P	624	87050	508	8814W	231
8-3XS	414	8033A	215	8610SL-2P	624	87052	508	8815AW	231
8-4XS	414	8033C	215	862007	566	87054	508	8815BW	231
8-6100	415	8040SL-2P	624	862013	566	87055	510	8815W	231
8-6104	415	8050SL-2P	624	862017	566	87056	510	8816BW	231
8-6108	415	806-1-1	629	862021	566	87057	510	8816CW	231
8-6110	415	8069 R US	221	8620SL-2P	624	87058	510	8816W	231
8-6112	415	8069 RC US	221	862109	567	87059	510	8817AFPW	231
8-6116	415	8070 R US	221	862209	567	87060	510	8817AW	231
8-6120	415	8070 RC US	221	863307	567	87061	510	8817W	231
8-6122	415	8070V	637	863313	567	87062	510	8818AW	231
8-6124	415	8071 R US	221	865-1	596	87063	510	8818W	231
8-6128	415	8071 RC US	221	86	221	87064	510	8819AW	231
8-6132	415	8071V	637	87001	506	87065	510	8819BW	231
8-6136	415	8071VLT	637	87002	506	87066	510	8819CW	231
8-6138	415	8072 R US	221	87003	506	87067	510	8819W	231
8-6140	415	8072 RC US	221	87004	506	87068	510	8820SL-2P	624
8-6144	415	8072V	637	87005	506	87069	510	8905	227
8-6148	415	8072VLT	637	87006	506	87070	510	8905A	227
8-6152	415	8073 R US	221	87007	506	87071	510	8906	227
8-6156	415	8073 RC US	221	87008	506	87079	502	8906B	227
8-6160	415	8073V	637	87009	506	87081	504	8907	227
8-6172	415	8073VLT	637	87010	506	87082	504	8907A	227
8-6184	415	8074 R US	221	87011	506	87083	504	8908	227
8-6196	415	8074 RC US	221	87012	506	87084	505	8908A	227
8-6208	415	8074V	637	87013	506	8710SL-2P	624	8909	227
8-6220	415	8075 R US	221	87014	506	8720	215	8909A	227
8-6232	415	8075 RC US	221	87015	506	8720SL-2P	624	8910	227
8-6244	415	808050	434	87016	503	8723	215	8910A	227
8-6256	415	808050A	435	87017	503	8725	215	8910SL-2P	624
8-646	415	808050L	434	87018	503	8725B	215	8911	227
8-648	415	808050P	434	87019	503	8727	215	8911A	227
8-652	415	808050S	434	87020	503	8727A	215	8912	227
8-654	415	808050S-18	434	87021	502	8729	215	8913	227
8-656	415	808050S-22	434	87025	482, 509	8729A	215	8914	227
8-658	415	808050TORX	435	87026	482, 509	8731A	215	8915	227
8-660	415	808050TS	434	87027	482, 509	87	221	8915SL-2P	624
8-664	415	808060	624	87028	511	8807AW	231	8916	227
8-666	415	808061	624	87029	511	8807W	231	8920SL-2P	624
8-668	415	808062	624	87030	511	8808AW	231	8925SL-2P	624
8-670	415	808506	421	87031	511	8808BW	231	8930SL-2P	624
8-672	415	808512	420	87032	509	8808CW	231	8FB25F38M	542
8-676	415	8150-1/2V	640	87033	505	8808W	231	8FC25F38F	543
8-678	415	8154-1/2V	640	87034	505	8809AW	231	8FC38F	543
8-680	415	8160-1/2V	640	87035	510	8809BW	231	8FG38MF	542
8-682	415	8162-1/2V	640	87036	510	8809W	231	8FN25M	543
8-684	415	8220SL-2P	624	87037	510	8810AW	231	8FN25M38M	543
8-688	415	8223	452	87038	510	8810SL-2P	624	8FN38M	543
8-692	415	8223-TH	162	87039	510	8810W	231	8FR38M25F	542
8-694	415	8224	452	87040	510	8811AW	231	8G025W	542
8-696	415	8224-TH	162	87041	510	8811BW	231	8G04W	542
8-698	415	8225	452	87042	510	8811W	231	8H1G	542

Product Code	Page #	Product Code	Page #	Product Code	Page #	Product Code	Page #	Product Code	Page #
8H2525D06	542	900T-10US	235	9526-3/8	578	AB-6A	224	B-52EHLA	285
8H2538D06	542	900T-125	235	9526-5/8	578	AB-8A	224	B-52EHLA-TH	151
8H3825D06	542	900T-125-TH	147	9526-7/16	578	AG-BAG-36	84	B-52EHRKA	285
8H3825D10	542	900T-141	235	9526-7/8	578	AP-10A	224	B-53A	285
8H3825D20	542	900T-141-TH	147	9526-9/16	578	AP-10A-TH	146	B-608	289
8H3838D06	542	900T-156	235	9526-9/16	578	AP-12A	224	B-610	289
8H3838D10	542	900T-156-TH	147	9526-SH-SET	578	AP-12A-TH	146	B-611	289
8H3838D20	542	900T-188	235	9527-1	578	AP-15A	224	B-612	289
8M14L7P	544	900T-188-TH	147	9527-1/2	578	AP-15A-TH	146	B-614	289
8M7L7P	544	900T-219	235	9527-1-1/2	578	AP-18A	224	B-616	289
8R38D	543	900T-219-TH	147	9527-1-1/4	578	AP-18A-TH	146	B-618	289
8R38DF	543	900T-250	235	9527-1-1/8	578	AP-24A	224	B-620	289
8R38DM	543	900T-250-TH	147	9527-13/16	578	AP-24A-TH	146	B-622	289
8RH38D	543	900T-313	235	9527-1-3/8	578	AP-4A	224	B-624	289
8RH38DF	543	900T-313-TH	147	9527-15/16	578	AP-6A	224	B-626	289
8RH38DM	543	900T-375	235	9527-3/4	578	AP-6A-TH	146	B-628	289
8V38N	544	900T-375-TH	147	9527-3/8	578	AP-8A	224	B-630	289
8V38R	544	900T-8MM	235	9527-5/8	578	AP-8A-TH	146	B-632	289
9-12-51/3806-KP	556	9029 R US	220	9527-7/16	578	APC-10A	225	B-70	286
9-1D	414	9029 RT US	220	9527-7/8	578	APC-12A	225	B-70-TH	151
9-2G	414	9031 R US	220	9527-9/16	578	APC-6A	225	B141.007.075	443
9-36-23-KP	557	9031 RC US	220	9527-13/16	578	APC-8A	225	B141.008.075	443
9-467-00-0-0	592	9031 RP US	220	9529-1	578	B-101	286	B141.009.075	443
9-484-3.2-10	593	9031 RT US	220	9529-1/2	578	B-108	286	B141.010.075	443
9-484-3.2-1P	593	9033 R US	220	9529-1/4	578	B-108-TH	151	B141.015.100	443
9-484-5.2-10	593	9035 R US	220	9529-11/16	578	B-110	286	B141.020.100	443
9-484-5.2-1P	593	9045-B-250	546	9529-1-1/2	578	B-110-TH	151	B141.025.125	443
9-485-04-1P	593	9070 R US	221	9529-1-1/4	578	B-115	286	B141.027.125	443
9-485-05-1P	593	9070 RC US	221	9529-1-1/8	578	B-115-TH	151	B141.030.150	443
9-485-06-10	593	9070 RP US	220	9529-13/16	578	B-118	286	B141.040.150	443
9-485-06-1P	593	9070 RPC US	220	9529-1-3/8	578	B-118-TH	151	B142.000.075	628
9-485-09-10	593	9071 R US	221	9529-15/16	578	B-1208	288	B142.001.080	628
9-485-09-1P	593	9071 RC US	221	9529-3/4	578	B-1210	288	B142.002.100	628
9-485-13-10	593	9071 RP US	220	9529-3/8	578	B-1211	288	B142.003.150	628
9-485-13-1P	593	9071 RPC US	220	9529-5/8	578	B-1212	288	B143.020.100	445
9-486-04-10	593	9072 R US	221	9529-7/16	578	B-1214	288	B143.025.100	445
9-486-04-1P	593	9072 RC US	221	9529-7/8	578	B-1216	288	B143.030.100	445
9-486-05-10	593	9072 RP US	220	9529-9/16	578	B-1217	288	B143.040.100	445
9-486-05-1P	593	9072 RPC US	220	9529-SET	578	B-1218	288	B143.050.100	445
9-486-07-1P	593	9073 R US	221	9570US	223	B-1219	288	B143.060.125	445
9-486-08-10	593	9073 RC US	221	9571US	223	B-1220	288	B143.080.150	445
9-486-3.2-1P	593	9073 RP US	220	9572-200	546	B-1222	288	B144.001.100	444
9-486-C-10	594	9073 RPC US	220	9572US	223	B-1224	288	B144.002.125	444
9-486-C-1P	594	91CUS	223	9573US	223	B-1226	288	B144.003.150	444
900-0-1KIT	89, 90, 92, 97	91NLDNSS	108	95CUS	223	B-1228	288	B145.006.100	448
900-2-01KIT	89, 90, 92, 97	92CUS	223	96CUS	223	B-1230	288	B146.006.100	448
900-3-01KIT	89, 90, 92, 97	92NLDNSS	108	97CUS	223	B-1232	288	B147.001.400	448
900T-020-100	235	93CUS	223	9A55T06	537	B-140A	286	B147.003.400	448
900T-025-100	235	94CUS	223	9A55T13	537	B-140A-TH	151	B190.040.075	438
900T-030-100	235	9526-1	578	9E100T10	537	B-15	286	B190.040.100	438
900T-040-150	235	9526-1/2	578	9E55T06	537	B-20A	286	B190.055.100	438
900T-050-150	235	9526-11/16	578	9E55T13	537	B-409	291	B190.055.125	438
900T-060-200	235	9526-1-1/2	578	9H55T06	537	B-40A-TH	151	B190.065.125	438
900T-080-200	235	9526-1-1/4	578	AB-10A	224	B-40B	286	B190.065.150	438
900T-094	235	9526-1-1/8	578	AB-12A	224	B-52A	285	B190.080.150	438
900T-094-TH	147	9526-13/16	578	AB-15A	224	B-52ARK	285	B190.080.175	438
900T-100-200	235	9526-1-3/8	578	AB-18A	224	B-52EHA	285	B190.100.200	438
900T-109	235	9526-15/16	578	AB-24A	224	B-52EHA-TH	151	B190.120.250	438
900T-109-TH	147	9526-3/4	578	AB-4A	224	B-52EHFB	285	B190.140.250	438



Product Code	Page #	Product Code	Page #	Product Code	Page #	Product Code	Page #	Product Code	Page #
B191.025.075	439	B197.002.100	628	BA-3HBA	309	BD-1208	297	BE-7920	442
B191.030.075	439	B197.003.150	628	BA-3LA	310	BD-1210	297	BE-7925	442
B191.030.100	439	B197.004.200	628	BA-4A	308	BD-1212	297	BE-7927	442
B191.030.200	439	B198.040.125	445	BA-4HBA	309	BD-1214	297	BE-7930	442
B191.035.100	439	B198.045.125	445	BA-4LA	310	BD-1216	297	BE-7940	442
B191.040.100	439	B198.050.150	445	BA-5A	308	BD-1218	297	BE-8002	437
B191.040.125	439	B198.055.150	445	BA-5A-1S	312	BD-1220	297	BE-8010	437
B191.040.250	439	B198.060.150	445	BA-5HBA	309	BD-1222	297	BE-8010S	625
B191.055.125	439	B198.060.150F	445	BA-5LA	310	BD-1224	297	BE-8020	437
B191.055.150	439	B198.070.150	445	BA-6A	308	BD-1226	297	BE-8020L	437
B191.055.300	439	B198.070.150F	445	BA-6HBA	309	BD-1228	297	BE-8022	437
B191.065.150	439	B198.080.150	445	BA-6LA	310	BD-1230	297	BE-8030	437
B191.065.300	439	B198.080.150F	445	BA-7A	308	BD-1232	297	BE-8040	437
B192.000.075	441	B198.090.150	445	BA-7A-1P	312	BD-608	298	BE-8040S	625
B192.000.200	441	B198.100.150	445	BA-7A-2P	312	BD-610	298	BE-8040SL	626
B192.001.100	441	B198.110.150	445	BA-7A-2S	312	BD-611	298	BE-8040S-TH	160
B192.001.250	441	B198.120.150	445	BA-7HBA	309	BD-612	298	BE-8050S	625
B192.002.125	441	B198.130.150	445	BA-7LA	310	BD-614	298	BE-8050SL	626
B192.002.300	441	B198.140.150	445	BA-8A	308	BD-616	298	BE-8050S-TH	160
B192.003.150	441	B199.055.125	628	BA-8HBA	309	BD-618	298	BE-8065S	625
B192.004.200	441	B199.060.125	628	BA-8LA	310	BD-620	298	BE-8144	437
B193.000.075	442	B199.070.125	628	BB-526	291	BD-622	298	BE-8150	437
B193.001.100	442	B199.080.125	628	BB-52A	285	BD-624	298	BE-8155	437
B193.002.125	442	B199.090.125	628	BB-52EHA	285	BD-626	298	BE-8158	436
B193.003.150	442	B199.100.125	628	BB-52EHA-TH	151	BD-628	298	BE-8159	436
B193.004.200	442	B199.110.125	628	BCF20	295	BD-630	298	BE-8160	436
B194.004.075	443	B199.120.125	628	BCF22	295	BD-632	298	BE-8210	437
B194.005.075	443	B199.130.125	628	BCF24	295	BD-808	291	BE-8220	437
B194.006.075	443	B219.002	431	BCF26	295	BD-810	291	BE-8220S	625
B194.007.075	443	B219.004	430	BCF28	295	BD-812	291	BE-8220SL	626
B194.008.075	443	B219.005	430	BCF30	295	BD-814	291	BE-8220S-TH	160
B194.009.075	443	B219.006	427	BCF32	295	BD-816	291	BE-8225	437
B194.010.075	443	B219.007	427	BCF34	295	BD-818	291	BE-8230	437
B194.015.100	443	B219.008	426	BCO12	293	BD-820	291	BE-8230S	625
B194.020.100	443	B219.010	425	BCO14	293	BE-6990-IP10	105	BE-8230SL	626
B194.025.125	443	B219.015	429	BCO16	293	BE-6990-IP10-KL	105	BE-8235	437
B194.027.125	443	B219.016	428	BCO18	293	BE-6990-IP15	105	BE-8240	437
B194.030.150	443	B219.017	426	BCO20	293	BE-6990-IP15-KL	105	BE-8241	437
B194.040.150	443	B219.025	429	BCO22	293	BE-6990-IP6	105	BE-8250	437
B194.045.150	443	B219.026	427	BCO24	293	BE-6990-IP6-KL	105	BE-8251	437
B195.001.025	441	B219.035	428	BCO26	293	BE-6990-IP7	105	BE-8255	437
B195.002.025	441	B220.002	623	BCO28	293	BE-6990-IP7-KL	105	BE-8255S	625
B195.006.050	448	B220.005	623	BCO30	293	BE-6990-IP8	105	BE-8255SL	626
B195.040.025	438	B220.007	622	BCO32	293	BE-6990-IP8-KL	105	BE-8256	437
B195.050.025	438	B220.015	623	BCO40	293	BE-6990-IP9	105	BE-8257	437
B195.060.025	438	B220.017	622	BCO44	293	BE-6990-IP9-KL	105	BE-8258	437
B195.901.025	442	B220.027	622	BCOM10	293	BE-6990TX-T10KL	105	BE-8260	436
B195.902.025	442	B705.1/4.125	436	BCOM11	293	BE-6990TX-T15KL	105	BE-8330	437
B196.025.075	628	BA-10A	308	BCOM12	293	BE-6990TX-T6-KL	105	BE-8340	437
B196.030.100	628	BA-10A-3P	312	BCOM13	293	BE-6990TX-T7-KL	105	BE-8350	437
B196.035.100	628	BA-10A-3S	312	BCOM14	293	BE-6990TX-T8-KL	105	BE-8355	437
B196.040.100	628	BA-10A-4S	312	BCOM15	293	BE-6990TX-T9-KL	105	BE-8360	437
B196.055.125	628	BA-10HBA	309	BCOM16	293	BE-7805	446	BE-8450	437
B196.065.150	628	BA-10LA	310	BCOM17	293	BE-7806	446	BE-8455	437
B196.080.175	628	BA-12A	308	BCOM18	293	BE-7807	446	BE-8510SL	626
B196.100.200	628	BA-12A-4P	312	BCOM19	293	BE-7808	446	BE-8520SL	626
B196.120.200	628	BA-12HBA	309	BCOM20	293	BE-7809	446	BE-8571	418
B197.000.075	628	BA-12LA	310	BCOM21	293	BE-7910	442	BE-8572	418
B197.001.080	628	BA-3A	308	BCOM22	293	BE-7915	442	BE-8573	418

Product Code	Page #	Product Code	Page #	Product Code	Page #	Product Code	Page #	Product Code	Page #
BE-8576	418	BE-8927	443	BITH0806	359	BM-1212	300	BS-41AA-TH	154
BE-8577	435	BE-8930	443	BITH1001	308	BM-1213	300	BS-52A	336
BE-8600	440	BE-8930SL	627	BITH1002	263	BM-1214	300	BS-62	154, 337
BE-8600S	625	BE-8940	443	BITH1004	310	BM-1215	300	BS-63A	154, 337
BE-8601	440	BE-8945	443	BITH1005	357	BM-1216	300	BS-63B	154, 337
BE-8602	440	BE-8986	448	BITH1006	359	BM-1217	300	BS-63BBAR	154, 337
BE-8605	440	BE-9001	444	BITH1201	308	BM-1218	300	BS-63BRK	154, 337
BE-8610	440	BE-9002	444	BITH1202	310	BM-1219	300	BS-63BTIP	154, 337
BE-8610L	440	BE-9003	444	BITH1203	357	BM-1220	300	BS-71ARKA	337
BE-8610S	625	BE-9770	236	BITH1204	359	BM-1221	300	BS-71CBA	337
BE-8610SL	626	BE-9777	235	BITH1601	357	BM-1222	300	BU-1212	291
BE-8610S-TH	160	BE-9881	421	BITH1602	359	BM-1223	300	BU-1214	291
BE-8611	440	BE-9881S	620	BITH1801	357	BM-1224	300	BU-1216	291
BE-8620	440	BE-9881SL	620	BITH1802	359	BM-1226	300	BU-1218	291
BE-8620L	440	BE-9885	422	BITH2.501	261	BM-605.5	300	BU-1220	291
BE-8620S	625	BE-9886	422	BITH2001	357	BM-606	300	BU-1222	291
BE-8620SL	626	BE-9890SL	621	BITH2002	359	BM-607	301	BU-1224	291
BE-8620S-TH	160	BE-9891SL	621	BITH3.501	261	BM-608	301	BWM-0810	214
BE-8621	440	BE-9913	423	BITH3.502	263	BM-609	301	BWM-0810-TH	144
BE-8622	440	BELT-COMFORT-2XL	138	BITH4.501	261	BM-610	301	BWM-1011	214
BE-8623	440	BELT-COMFORT-3XL	138	BITH4.502	263	BM-611	301	BWM-1012	214
BE-8624	440	BELT-COMFORT-L	138	BITHB0301	262	BM-612	301	BWM-1113	214
BE-8628	440	BELT-COMFORT-M	138	BITHB03T01	309	BM-613	301	BWM-1213	214
BE-8629	440	BELT-COMFORT-S	138	BITHB0401	262	BM-614	301	BWM-1214	214
BE-8630	440	BELT-COMFORT-XL	138	BITHB0402	262	BM-615	301	BWM-1315	214
BE-8630S	625	BELT-DRLOOP	138	BITHB0501	262	BM-616	301	BWM-1415	214
BE-8640	440	BELT-DRLOOP-10PK	138	BITHB0502	309	BM-617	301	BWM-1417	214
BE-8640S	625	BELT-TRLOOP	138	BITHB0601	262	BM-618	301	BWM-1618	214
BE-8710SL	627	BELT-TRLOOP-10PK	138	BITHB0602	309	BM-619	301	BWM-1719	214
BE-8720SL	627	BELT-UTILITY-SL	138	BITHB0701	262	BM-620	301	BWM-1821	214
BE-8802	442	BELT-UTILITY-XL	138	BITHB0702	309	BM-621	301	BWM-1922	214
BE-8810	442	BFE-8	286	BITHB0801	262	BM-622	301	BWM-2124	214
BE-8810L	442	BHMD-30	314	BITHB0802	309	BM-623	301	BWM-2224	214
BE-8810SL	627	BITH0201	261	BITHB1001	309	BM-624	301	BWM-2427	214
BE-8820	442	BITH0301	261	BITHB1201	309	BMD-606	304	BWM-2730	214
BE-8820L	442	BITH0302	263	BITHB4.501	309	BMD-607	304	BWM-3032	214
BE-8820SL	627	BITH03T01	308	BITHS01	312	BMD-608	304	C-10	492
BE-8821	442	BITH0401	261	BITHS02	312	BMD-609	304	C-100	497
BE-8823	442	BITH0402	263	BITHS03	312	BMD-610	304	C-101	497
BE-8824	442	BITH0403	308	BITHS04	360	BMD-611	304	C-102	497
BE-8865	436	BITH0404	310	BITHS05	360	BMD-612	304	C-103	497
BE-8870	436	BITH05001	261	BITPH0102	312	BMD-613	304	C-10-TH	170
BE-8880	436	BITH0501	261	BITPH0202	312	BMD-614	304	C-12	492
BE-8880	442	BITH0502	263	BITPH0302	312	BMD-615	304	C-120	494
BE-8890	436	BITH0503	308	BITPH0401	360	BMD-616	304	C-124	494
BE-8904	443	BITH0504	310	BKT-100DRAWC	139	BMD-617	304	C-125	494
BE-8905	443	BITH0601	261	BKT-100HLC	139	BMD-618	304	C-126	494
BE-8906	443	BITH0602	263	BKT-120SCAF	139	BMD-619	304	C-12-TH	170
BE-8907	443	BITH0603	308	BKT-250DRAWV	139	BMD-620	304	C-132	494
BE-8908	443	BITH0604	310	BKT-250HLV	139	BMD-622	304	C-133	494
BE-8909	443	BITH0701	261	BKT-48SCAF	139	BMD-623	304	C-15	492
BE-8910	443	BITH0702	263	BKT-72SCAF	139	BMD-624	304	C-15-TH	170
BE-8910SL	627	BITH0703	308	BKT-HBINSERT	139	BMD-625	304	C-16	492
BE-8915	443	BITH0704	310	BM-1206	300	BS-05B	338	C-16-TH	170
BE-8915SL	627	BITH0801	261	BM-1207	300	BS-12B	338	C-20	492
BE-8920	443	BITH0802	263	BM-1208	300	BS-130B	286	C-20-TH	170
BE-8920SL	627	BITH0803	308	BM-1209	300	BS-130F	286	C-24	492
BE-8925	443	BITH0804	310	BM-1210	300	BS-131BF	286	C-24-TH	170
BE-8925SL	627	BITH0805	357	BM-1211	300	BS-41AA	337	C-28	492





Product Code	Page #	Product Code	Page #	Product Code	Page #	Product Code	Page #	Product Code	Page #
C-32	492	CC-402C-TH	165	CG273-2	511	EB-14T	606	EXT-H2LBUNGEE-10PK	133
C-32-TH	170	CC-402S	473	CG273-5	511	EB-15T	606	EXT-H2LBUNGEEEMD	132
C-36	492	CC-403C	473	CG300-1	511	EB-16T	606	EXT-H2QRCOIL	134
C-40	494	CC-403S	473	CG300-2	511	EB-17T	606	EXT-H2QRCOIL-10PK	134
C-42	494	CC-404C	473	CG300-3	511	EB-1T	606	EXT-H2R1X72HD	132
C-422	494	CC-404C-TH	165	CG300-5	511	EB-21T	606	EXT-HARDHAT-100PK	134
C-42-TH	170	CC-404S	473	CG300-6	511	EB-22T	606	EXT-HARDHAT-10PK	134
C-44	494	CC-406C	473	CG300-7	511	EB-23T	606	EXT-T2T0.5X12	133
C-46	494	CC-406S	473	CG305-8	511	EB-24T	606	EXT-T2T0.5X12-10PK	133
C-60	494	CC-408C	473	CG305-9	511	EB-25T	606	EXT-T2T0.5X18NC-10PK	133
C-612	498	CC-408S	473	CG343-1	511	EB-26T	606	EXT-T2T0.5X24	133
C-616	498	CC-410C	473	CG400-2	511	EB-27T	606	EXT-T2T0.5X24-10PK	133
C-62	494	CC-410S	473	CG400-5	511	EB-28T	606	EXT-T2T0.5X36	133
C-621	498	CC-412C	473	CG400-6	511	EB-29T	606	EXT-T2T0.5X36-10PK	133
C-62-TH	170	CC-412S	473	CG400-7	511	EB-2T	606	EXT-T2TCOIL	134
C-709	498	CC-4AAW	474	CH42A-H	711	EB-30T	606	EXT-T2TCOIL-10PK	134
C-715	498	CC-4LAAW	474	CH42A-R	711	EB-31T	606	FDR5430	732
C-718	498	CC-5AAW	474	CH43A-H	711	EB-32T	606	FDR5440	731
C-72	494	CC-5LAAW	474	CH43A-R	711	EB-34T	606	FJ-20	478
C-73	494	CC-6AAW	474	CH44A-H	711	EB-35T	606	FJ-30	478
C-74	494	CC-6LAAW	474	CH44A-R	711	EB-36T	606	FL1-TH	176
C-75	494	CC-8AAW	474	CS-8	490	EB-3T	606	FM10	591
C-80	498	CC-8LAAW	474	CS-9	490	EB-4T	606	GO459-60SNH	701
C-803	497	CG10F	511	CT-12	479	EB-5T	606	GO459-60SNP	701
C-807	497	CG240-1	511	CT-12-1	479	EB-6T	606	GO459-60SRH	701
C-807-TH	169	CG240-10	511	CT-12-4	479	EB-7T	606	GO459-60SRP	701
C-80A	498	CG240-11	511	CT-13	479	EB-8T	606	GO459-80SNH	701
C-812	497	CG240-2	511	CT-13-1	479	EB-9T	606	GO459-80SNP	701
C-812-TH	169	CG240-3	511	CT-13-1/2	479	EWM-0607	209	GO459-80SRH	701
C-818	497	CG240-5	511	CT-13-1/2-1	479	EWM-0708	209	GO459-80SRP	701
C-818-TH	169	CG240-6	511	CT-13-1/2-4	479	EWM-0910	209	GS-1	608
C-82	498	CG240-7	511	CT-13-4	479	EWM-1011	209	GS-1-TH	175
C-824	497	CG240-8	511	CT-14	479	EWM-1213	209	GS-2	608
C-82A	498	CG240-9	511	CT-14-1	479	EWM-1415	209	GS-3	608
C-83	498	CG243-2	511	CT-14-4	479	EWM-1618	209	GS-3-TH	175
C-836	497	CG243-5	511	CT-15	479	EWM-1719	209	GS-4	608
C-83-TH	172	CG250-10	511	CT-15-1	479	EWM-2124	209	GSC-12	596
C-84	498	CG250-1A	511	CT-15-4	479	EWM-2224	209	H-104	387
C-842	497	CG250-2	511	CW-4	479	EWM-2427	209	H-104B	387
C-844	497	CG250-3	511	CW-4-TH	166	EWM-2730	209	H-104B-TH	158
C-84-TH	172	CG250-5	511	DR-0.5X2.25-100PK	177	EWM-3032	209	H-110	387
C-85	498	CG250-6	511	DR-0.5X2.25-10PK	177	EX-21A	608	H-110B	387
C-858	497	CG250-7	511	DR-0.5X2.25NC-100PK	177	EX-21B	608	H-110B-TH	158
C-86	498	CG250-8A	511	DR-0.5X2.25NC-10PK	177	EX-22A	608	H-110-TH	158
C-8	492	CG250-9	511	DR-1X3.5-10PK	177	EX-24A	608	H-115	387
C-90	497	CG253-2	511	DR-1X3.5-50PK	177	EX-25A	608	H-115B	387
C-91	497	CG270-10	511	DR-CORD-10PK	177	EX-25B	608	H-115-TH	158
C-92	497	CG270-11A	511	DR-MICRO-10PK	177	EX-26A	608	H-1224	389
C-93	497	CG270-11A13	511	DR1412	662	EX-28	608	H-1226	389
CC-10AAW	474	CG270-12	511	DR1414	662	EX-29	608	H-1228	389
CC-10LAAW	474	CG270-13	511	DR1416	662	EXS-10	608	H-1230	389
CC-1-1/2AAW	474	CG270-1A	511	DR1422	664	EXS-30	608	H-1231	389
CC-12AAW	474	CG270-2	511	DR1467	667	EXT-C2CCOIL-10PK	134	H-1232	389
CC-12LAAW	474	CG270-20	511	DR3P2240	664	EXT-C2LCOIL-10PK	134	H-1234	389
CC-1AAW	474	CG270-3	511	DVH-3	708	EXT-H2HCOIL	134	H-1236	389
CC-2AAW	474	CG270-5	511	DVS-5	708	EXT-H2HCOIL-10PK	134	H-1238	389
CC-3AAW	474	CG270-6	511	EB-10T	606	EXT-H2L1X72HD	132	H-1240	389
CC-3LAAW	474	CG270-7	511	EB-11T	606	EXT-H2L1X72MD	132	H-1242	389
CC-402C	473	CG270-8A	511	EB-12T	606	EXT-H2LBUNGEE	133	H-1244	389

Product Code	Page #	Product Code	Page #	Product Code	Page #	Product Code	Page #	Product Code	Page #
H-1246	389	HK-10mm	236	HOL-1TOOLHAR	136	HSF-15S	486	HW-6064	232
H-1248	389	HK-12mm	236	HOL-1TOOLHARRET	136	HSF-15SS	486	HW-6070	232
H-1250	389	HK-14mm	236	HOL-1TOOLXD	136	HSF-15T	486	HW-6076	232
H-1252	389	HK-17mm	236	HOL-2TOOLBLT	136	HSF-15XH	487	HW-6082	232
H-1254	389	HK-2.5mm	236	HOL-2TOOLBLTRET	136	HSF-200A	487	HW-6088	232
H-1256	389	HK-2mm	236	HOL-2TOOLHAR	136	HSF-202A	487	HW-6094	232
H-1258	389	HK-3/16	236	HOL-2TOOLHAR	136	HSF-205A	487	HW-6100	232
H-1260	389	HK-3/32	236	HOL-2TOOLHARRET	136	HSF-20H	487	HW-6112	232
H-1264	389	HK-3/8	236	HOL-ADJRADIO	136	HSF-20M	487	HW-6124	232
H-1266	389	HK-3mm	236	HOL-ADJRADIOCOMBO	136	HSF-20N	487	ID375AP-2Q	684
H-1268	389	HK-4mm	236	HOL-BOTTLE	136	HSF-20S	487	ID375AP-2QRR	684
H-1270	389	HK-5/32	236	HOL-BOTTLECOMBO	136	HSF-20T	487	IM1-TH	176
H-1272	389	HK-5/64	236	HOL-BOXWHARRET	136	HSF-20XH	487	ISDX624LD	362
H-1274	389	HK-5mm	236	HOL-HAMMER	136	HSF-250A	487	ISFX412	313
H-1276	389	HK-6mm	236	HOL-HAMMERCOMBO	136	HSF-255A	487	ISFX414	313
H-140A	387	HK-7/32	236	HOL-POUCHRET	136	HSF-25H	487	ISFX416	313
H-20A	386	HK-7/64	236	HOL-SCAFFWCOMBO	136	HSF-25M	487	ISFX418	313
H-41AA	386	HK-8mm	236	HOL-SCAFFWRET	136	HSF-25N	487	ISFX420	313
H-41AA-TH	158	HK-9/64	236	HOL-TAPECOMBO	136	HSF-25S	487	ISFX612	313
H-51AB	386	HKT-1/4	234	HOL-TAPERET	136	HSF-25T	487	ISFX614	313
H-51AB1	386	HKT-1/8	234	HOL-TAPESLEEVE	136	HSF-25XH	487	ISFX618	313
H-51B	386	HKT-10MM	234	HPD-1	484	HSF-300A	487	ISFX620	313
H-51B-TH	158	HKT-2.5MM	234	HPD-1-TH	167	HSF-305A	487	ISFXM410	314
H-52EHRK	386	HKT-2MM	234	HPD-2	484	HSF-30H	487	ISFXM412	314
H-52EHRKA	386	HKT-3/16	234	HPD-2-TH	167	HSF-30M	487	ISFXM413	314
H-A1	386	HKT-3/32	234	HPD-3	484	HSF-30N	487	ISFXM415	314
HB-140A	387	HKT-3/8	234	HPD-3-TH	167	HSF-30S	487	ISFXM416	314
HB-20A	386	HKT-3MM	234	HPD-4	484	HSF-30T	487	ISFXM610	314
HB-51B	386	HKT-4MM	234	HPD-4-TH	167	HSF-30XH	487	ISFXM612	314
HB-51B-TH	158	HKT-5/16	234	HPDX-1	484	HSF-8SET	486	ISFXM613	314
HBP-0A	485	HKT-5/32	234	HPDX-2	484	HSSG-A0616M	595	ISFXM615	314
HBP-2-0A	485	HKT-5MM	234	HPDX-3	484	HSSG-A1020M	595	ISFXM616	314
HBP-2A	485	HKT-6MM	234	HPDX-4	484	HSSG-A1225EC	595	ISFXT1212	313
HBP-3-0A	485	HKT-7/32	234	HRFM10	592	HSSG-A1225M	595	ISFXT1216	313
HBP-4A	485	HKT-7/64	234	HS-0.75X1.75-25PK	178	HSSG-C0616M	595	ISFXT412	313
HBP-5-0A	485	HKT-8MM	234	HS-1.5X2-25PK	178	HSSG-C1020M	595	ISFXT414	313
HBP-6A	485	HKT-9/64	234	HS-1.5X3-25PK	178	HSSG-C1225EC	595	ISFXT416	313
HBP-8A	485	HKTSTAND	234	HS-1X1.75-25PK	178	HSSG-C1225M	595	ISFXT418	313
HD-628	393	HM-1219	391	HS-2X4-10PK	178	HSSG-C1225M	595	ISFXT420	313
HD-630	393	HM-1222	391	HS-3X4-10PK	178	HSSG-D0606M	595	ISFXT612	313
HD-632	393	HM-1224	391	HSB-1.5A	167	HSSG-D0807M	595	ISFXT614	313
HD-634	393	HM-1227	391	HSB-1.5A	486	HSSG-D1009M	595	ISFXT616	313
HD-636	393	HM-1230	391	HSB-2.6A	486	HSSG-D1211M	595	ISFXT618	313
HD-640	393	HM-1232	391	HSB-3.8A	486	HSSG-E0614M	595	ISFXT620	313
HD-642	393	HM-1235	391	HSF-100A	487	HSSG-E1222EC	595	ISFXTD612	313
HD-644	393	HM-1236	391	HSF-105A	487	HSSG-E1222M	595	ISFXTM410	314
HD-646	393	HM-1238	391	HSF-10H	487	HSSG-F0618M	595	ISFXTM412	314
HD-648	393	HM-1241	391	HSF-10M	487	HSSG-F1225M	595	ISFXTM413	314
HD-652	393	HM-1246	391	HSF-10N	487	HSSG-G0618M	595	ISFXTM415	314
HG20AL-45S8	697	HM-1250	391	HSF-10S	487	HSSG-G1220M	595	ISFXTM416	314
HG20AL-60S6	697	HM-1254	391	HSF-10T	487	HSSG-G1225EC	595	ISFXTM610	314
HG20AL-80P3	697	HM-1255	391	HSF-10XH	487	HSSG-G1225M	595	ISFXTM612	314
HG30AL-45S8	697	HM-1260	391	HSF-150A	487	HSSG-M0618M	595	ISFXTM613	314
HG30AL-60S6	697	HNX-130	387	HSF-151A	487	HSSG-M1227M	595	ISFXTM615	314
HG30AL-80P3	697	HNX-130B	387	HSF-155A	487	HW-6034	232	ISFXTM616	314
HK-050	236	HNX-131	387	HSF-15B	486	HW-6040	232	ISSX1218	362
HK-1/16	236	HNX-131B	387	HSF-15H	486	HW-6046	232	ISSX1230	362
HK-1/4	236	HOL-1TOOLBLT	136	HSF-15M	486	HW-6052	232	ISSX312	362
HK-1/8	236	HOL-1TOOLBLTRET	136	HSF-15N	486	HW-6058	232	ISSX314	362



Product Code	Page #	Product Code	Page #	Product Code	Page #	Product Code	Page #	Product Code	Page #
ISSX316	362	ISSXT416	362	IW38HAP-4F	682	M-52A	252	MB-52EHA-TH	149
ISSX320	362	ISSXT418	362	IW38HAP-4P	682	M-52ARK	252	MD-1210	256
ISSX324	362	ISSXT420	362	IW38HAP-7Q	684	M-52EHA	252	MD-1211	256
ISSX412	362	ISSXT424	362	IW38TBP-2Q	684	M-52EHA-TH	149	MD-1212	256
ISSX414	362	ISSXT430	362	IW38TBP-3P	682	M-52EHFA	252	MD-1214	256
ISSX416	362	ISSXT614	362	IW500MP-4P	682	M-52EHRKA	252	MD-1216	256
ISSX418	362	ISSXT616	362	IW500MP-4R	682	M-604	255	MD-1218	256
ISSX420	362	ISSXT618	362	IW50HAP-4F	682	M-605	255	MD-605	257
ISSX424	362	ISSXT620	362	IW50HAP-4P	682	M-606	255	MD-606	257
ISSX430	362	ISSXT624	362	IW750MP-6H	683	M-607	255	MD-607	257
ISSX612	362	ISSXT630	362	IW750MP-6P	683	M-608	255	MD-608	257
ISSX614	362	ISSXT912	362	IW750MP-6R	683	M-609	255	MD-609	257
ISSX616	313	ISSXT914	362	IW75BP-6H	683	M-610	255	MD-610	257
ISSX616	362	ISSXT916	362	IW75BP-8H	683	M-611	255	MD-611	257
ISSX618	362	ISSXT918	362	JHW-16	484	M-612	255	MD-612	257
ISSX620	362	ISSXT920	362	JHW-24	484	M-614	255	MD-614	257
ISSX620SOC75	362	ISSXT924	362	JHW-32	484	M-616	255	MD-616	257
ISSX624	362	ISSXT930	362	JHW-48	484	M-618	255	MD-618	257
ISSX624MOD	362	ISSXTD612A	362	JHW-56	484	M-620	255	MFE-6	253
ISSX630	362	ISSXTM1013	363	JHW TOTE BAGA	84	M-808	256	MID10A	198
ISSX912	362	ISSXTM1016	363	KB18-01	610	M-810	256	MID12A	198
ISSX914	362	ISSXTM1018	363	KBSK-01	610	M-812	256	MID14A	198
ISSX916	362	ISSXTM1216	363	KBTU-01	610	M781	445	MID65A	198
ISSX918	362	ISSXTM410	363	KE18-01	610	MA-.050A	261	MID75A	198
ISSX920	362	ISSXTM412	363	KERU-01	610	MA-10A	261	MID7A	198
ISSX924	362	ISSXTM413	363	KG09-01	610	MA-10LA	263	MID8A	198
ISSX930	362	ISSX-TM415	363	KSBG09-10P	610	MA-2-1/2A	261	MID9A	198
ISSXM1013	363	ISSXTM416	363	KSBG18-10P	610	MA-2A	261	MIDS4A	198
ISSXM1016	363	ISSXTM418	363	LAP-KNIFE	548, 609	MA-3-1/2A	261	MIDS5A	198
ISSXM1018	363	ISSXTM612	363	LTB-10-E	602	MA-3-1/2LA	263	MIDS6A	198
ISSXM1216	363	ISSXTM613	363	LTB-20-E	602	MA-3A	261	MM-604	258
ISSXM410	363	ISSXTM615	363	LTB-30-E	602	MA-3HBA	262	MM-605	258
ISSXM412	363	ISSXTM616	363	LTG-10-E	602	MA-3LA	263	MM-605.5	258
ISSXM413	363	ISSXTM618	363	LTG-20-E	602	MA-4.5SA	264	MM-606	258
ISSXM415	363	ISSXTM910	363	LTG-30-E	602	MA-4-1/2A	261	MM-607	258
ISSXM416	363	ISSXTM912	363	LTS-100-E	602	MA-4-1/2HBA	262	MM-608	258
ISSXM418	363	ISSXTM913	363	LTS-30-E	602	MA-41/2LA	263	MM-609	258
ISSXM610	363	ISSX-TM915	363	LTS-50-E	602	MA-4A	261	MM-610	258
ISSXM612	363	ISSXTM916	363	M-102	253	MA-4HBA	262	MM-611	258
ISSXM613	363	ISSXTM918	363	M-102-TH	149	MA-4LA	263	MM-612	258
ISSXM615	363	ISSXTMD610	363	M-104	253	MA-4SA	264	MM-613	258
ISSXM616	363	IW1000MP-8H	683	M-104-TH	149	MA-5A	261	MM-614	258
ISSXM618	363	IW1000MP-8H5	683	M-106A	252	MA-5HBA	262	MMD-604	260
ISSXM910	363	IW100HAI-5S	683	M-110	253	MA-5LA	263	MMD-605	260
ISSXM912	363	IW100HAI-5S6	683	M-115	253	MA-5SA	264	MMD-605.5	260
ISSXM913	363	IW100HAI-8H	683	M-115-TH	149	MA-6A	261	MMD-606	260
ISSXM915	363	IW100HAI-8H6	683	M-1208	254	MA-6HBA	262	MMD-607	260
ISSXM916	363	IW100HAO-5S	683	M-1210	254	MA-6LA	263	MMD-608	260
ISSXM918	363	IW100HAO-5S6	683	M-1211	254	MA-6SA	264	MMD-609	260
ISSXMD416	363	IW100HAO-8H	683	M-1212	254	MA-7A	261	MMD-610	260
ISSXT1218	362	IW100HAO-8H6	683	M-1214	254	MA-7HBA	262	MMD-611	260
ISSXT1230	362	IW150HAI-12H	683	M-1216	254	MA-7LA	263	MMD-612	260
ISSXT312	362	IW150HAI-5S	683	M-1218	254	MA-8A	261	MMD-613	260
ISSXT314	362	IW150HAO-12H	683	M-124	253	MA-8HBA	262	MMD-614	260
ISSXT316	362	IW150HAO-5S	683	M-140A	253	MA-8LA	263	MS-12-13H	322
ISSXT320	362	IW375AP-3F	682	M-140A-TH	149	MB-130	253	MS-12-18H	322
ISSXT324	362	IW375AP-3P	682	M-15A	252	MB-130B	253	MS-14-10HRC	375
ISSXT412	362	IW38HAP-3F	682	M-42A	252	MB-131BA	253	MS-14-16RC	375
ISSXT414	362	IW38HAP-3P	682	M-42RK	252	MB-52EHA	252	MS-14-24RC	375

Product Code	Page #	Product Code	Page #	Product Code	Page #	Product Code	Page #	Product Code	Page #
MS-2-13H	319	MTB-8-25-E	601	NS504-1000-FB	655	NSB001-600	649	NSB003-62	648
MS-4-10HRC	372	MTB-8-25-M-E	601	NS504-100-FB	655	NSB001-900	649	NSB003-64	648
MS-4-12HRC	372	MTG-3-16-E	601	NS504-1500-FB	655	NSB002-10	648	NSB003-68	648
MS-4-16RC	372	MTG-5-19-E	601	NS504-2000-FB	655	NSB002-11	648	NSB003-72	648
MS-4-23RC	372	MTS-5-25-E	601	NS504-200-FB	655	NSB002-12	648	NSB003-8	648
MS-6-8H	400	MTS-8-25-E	601	NS504-300-FB	655	NSB002-13	648	NSB003-80	648
MSB-12HRC	301	MTT-151	609	NS504-500-FB	655	NSB002-14	648	NSB003-84	648
MSB-12RC	300	MWS-10A	189	NS504-800-FB	655	NSB002-15	648	NSB003-88	648
MSB-16F	273	MWS-1110	211	NS506-300	655	NSB002-16	648	NSB006-0607	649
MSB-16FTB	273	MWS-1115	211	NS506-300-FB	655	NSB002-17	648	NSB006-0809	649
MSB-17F	272	MWS-1123NRC	205	NS506-450	655	NSB002-18	648	NSB006-1011	649
MSB-17FTB	272	MWS-1124NRC	205	NS506-450-FB	655	NSB002-19	648	NSB006-1213	649
MSB-17RC	300	MWS-1125NRC	205	NS506-700-FB	655	NSB002-20	648	NSB006-1415	649
MSB-18HF	272	MWS-1126NRC	205	NS506-900-FB	655	NSB002-21	648	NSB006-1617	649
MSB-18HFTB	272	MWS-12RC	203	NS508-500-FB	655	NSB002-22	648	NSB006-1819	649
MSB-20HRC	301	MWS-12RCF	201	NS508-700-FB	655	NSB002-23	648	NSB006-2022	649
MSB-20RC	300	MWS-12RCS	206	NS512-200-FB	655	NSB002-24	648	NSB006-2123	649
MSB-29F	271	MWS-15A	189	NS512-400-FB	655	NSB002-25	648	NSB006-2426	649
MSB-29FTB	271	MWS-15SA	189	NS512-600-FB	655	NSB002-26	648	NSB006-2528	649
MSB-29HF	271	MWS-18A	189	NS512-900-FB	655	NSB002-27	648	NSB006-2729	649
MSB-29HFTB	271	MWS-1B	189	NS600-100-50	656	NSB002-28	648	NSB006-3032	649
MSB-39F	270	MWS-26	209	NS600-135-50	656	NSB002-29	648	NSB011-0607	649
MSB-39FTB	270	MWS-27	236	NS600-150-25	656	NSB002-30	648	NSB011-0809	649
MSBD-12HRC	304	MWS-27TA	189	NS600-150-30	656	NSB002-32	648	NSB011-1011	649
MSBD-19HRC	304	MWS-30	217	NS600-150-40	656	NSB002-6	648	NSB011-1213	649
MSC-118	44	MWS-31	209	NS600-150-50	656	NSB002-7	648	NSB011-1415	649
MSC-118TB	44	MWS-3510	212	NS600-180-13	656	NSB002-8	648	NSB011-1617	649
MSC-225	43	MWS-47	235	NS600-180-32	656	NSB002-9	648	NSB011-1819	649
MSC-225TB	43	MWS-47-TH	148	NS600-180-50	656	NSB003-10	648	NSB011-2022	649
MSH-15RC	391	MWS-4RC	203	NS600-200-20	656	NSB003-11	648	NSB011-2123	649
MSH-20	383	MWS-5A	189	NS600-200-30	656	NSB003-12	648	NSB011-2426	649
MSH-20TB	383	MWS-6A	189	NS600-200-40	656	NSB003-13	648	NSB011-2528	649
MSM-12HRC	258	MWS-BWM10	214	NS600-200-50	656	NSB003-14	648	NSB011-2729	649
MSM-17HF	242	MWS-BWM12	214	NS600-230-40	656	NSB003-16	648	NSB011-3032	649
MSM-17HFTB	242	MWS-MS10	198	NS600-250-40	656	NSB003-18	648	NSB200-1200	658
MSM-20RC	256	MWSHKT-8	234	NS600-300-50	656	NSB003-19	648	NSB200-200	658
MSM-30HF	242	NP-12-COM	553	NS600-80-13	656	NSB003-20	648	NSB200-250	658
MSM-30HFTB	242	NP-12-TEN	551	NS602-460	656	NSB003-22	648	NSB200-300	658
MSMD-12HRC	260	NP-12-VEN	552	NS602-600	656	NSB003-24	648	NSB200-350	658
MSOS-102	40	NP-16-U7/8-HP	549	NS604-200	656	NSB003-25	648	NSB200-450	658
MSOS-102TB	40	NP-19-U7/8-HP	549	NS604-300	656	NSB003-26	648	NSB200-600	658
MSS-15RC	351	NP-22-U7/8-HP	549	NS606-150	657	NSB003-28	648	NSB200-900	658
MSS-15SRS	351	NS202-350	654	NS606-200	657	NSB003-30	648	NSB300-10-200	650
MSS-20FTB	330	NS500-2000-FB	654	NS606-250	657	NSB003-31	648	NSB300-10-300	650
MSS-22F	329	NS500-2500-FB	654	NS606-300	657	NSB003-32	648	NSB300-11-250	650
MSS-22FTB	329	NS500-3000-FB	654	NS606-400	657	NSB003-34	648	NSB300-11-300	650
MSS-24RC	351	NS500-3500-FB	654	NS608-100	657	NSB003-36	648	NSB300-11-350	650
MSS-29F	329	NS502-10000-FB	654	NS800-1700	657	NSB003-38	648	NSB300-12-400	650
MSS-29FTB	329	NS502-1000-FB	654	NS802-290	657	NSB003-40	648	NSB300-13-450	650
MSS-33F	328	NS502-12000-FB	654	NS810-100	658	NSB003-42	648	NSB300-3-50	650
MSS-33FTB	328	NS502-1500-FB	654	NS810-150	658	NSB003-44	648	NSB300-3-75	650
MSS-47F	328	NS502-2000-FB	654	NS810-200	658	NSB003-46	648	NSB300-4-5-100	650
MSS-47TB	328	NS502-2500-FB	654	NS810-350	658	NSB003-48	648	NSB300-4.5-50	650
MSSD-12RC	354	NS502-3000-FB	654	NSB001-150	649	NSB003-50	648	NSB300-4-75	650
MSSD-17RC	354	NS502-4500-FB	654	NSB001-200	649	NSB003-52	648	NSB300-5-100	650
MTB-3-16-E	601	NS502-450-FB	654	NSB001-250	649	NSB003-54	648	NSB300-5-75	650
MTB-3-16-M-E	601	NS502-5000-FB	654	NSB001-300	649	NSB003-56	648	NSB300-6-100	650
MTB-5-25-E	601	NS502-6800-FB	654	NSB001-375	649	NSB003-58	648	NSB300-6-125	650
MTB-5-25-M-E	601	NS502-8000-FB	654	NSB001-450	649	NSB003-60	648	NSB300-6-150	650





Product Code	Page #	Product Code	Page #	Product Code	Page #	Product Code	Page #	Product Code	Page #
NSB300-7-150	650	O-474-TH	146	P-64	496	PL-114CS	462	PL-529D	471
NSB300-8-150	650	OES-0607	209	P-65	496	PL-116C	462	PL-530A	471
NSB300-8-200	650	OES-0809	209	P-6	495	PL-126C	462	PL-530B	471
NSB300-9-250	650	OES-1011	209	P-8-TH	171	PL-126C-TH	164	PL-530C	471
NSB301-10-200	651	OES-1214	209	P-8	495	PL-146C	463	PL-530D	471
NSB301-10-300	651	OES-1618	209	P-HB	602	PL-149C	463	PL-531	472
NSB301-3-50	651	P-10	495	PB13-0.5-10/14-1140-5P	561	PL-149C-TH	163	PL-532	472
NSB301-4-100	651	P-10-TH	171	PB13-0.5-14/18-1140-5P	561	PL-1515	472	PL-533	472
NSB301-4-150	651	P-12	495	PB13-0.5-R-10-1140-5P	561	PL-1519C	453	PL-534	472
NSB301-5-100	651	P-13	495	PB13-0.5-R-14-1140-5P	561	PL-1519C-TH	162	PL-57C	458
NSB301-5-200	651	P-14	495	PB13-0.5-R-18-1140-5P	561	PL-1520C	453	PL-57C-TH	163
NSB301-6-100	651	P-14-TH	171	PB13-0.5-R-24-1140-5P	561	PL-1520C-TH	162	PL-6C	454
NSB301-8-150	651	P-15	495	PBEZ1140-100P	561	PL-1523C	453	PL-75C	462
NSB302-0-50	651	P-15-TH	171	PBEZ1140-1P	561	PL-1523C-TH	162	PL-76C	462
NSB302-1-100	651	P-16	495	PBEZ1140-3P	561	PL-1524C	453	PL-76C-TH	163
NSB302-2-125	651	P-16-TH	171	PBEZ835-100P	561	PL-1524C-TH	162	PL-77C	462
NSB302-3-150	651	P-17	495	PBEZ835-1P	561	PL-1600C	470	PL-8C	454
NSB302-4-300	651	P-17-TH	171	PBEZ835-3P	561	PL-1600C-1	470	PL-8C-TH	162
NSB304-0-50	651	P-18	495	PBS-7	497	PL-1600C-2	470	PL-95C	462
NSB304-1-100	651	P-18-TH	171	PC-10-DTF	551	PL-1600C-3	470	PL-98C	461
NSB304-2-125	651	P-24	496	PC-10-DTR	551	PL-1606	469	PLM-1CS	458
NSB304-3-150	651	P-25	496	PC-11-19-PS	548	PL-1612	469	PLM-2C	459
NSB304-4-300	651	P-25-TH	172	PC-12-14-PS	548	PL-1620	469	PLS-17	450
NSB320-10	650	P-26	496	PC-12-COM	553	PL-1621	469	PLS-6A	450
NSB320-2	650	P-27	496	PC-12-TEN	551	PL-1622	469	PS-12	491
NSB320-3	650	P-28	496	PC-12-VEN	552	PL-1623	469	PS-17	491
NSB320-4	650	P-28A	496	PC-15-GNP	550	PL-1624	469	PS-3	492
NSB320-5	650	P-28A-TH	172	PC-15-TBX	548	PL-1625	469	PS-4	491
NSB320-6	650	P-28-TH	172	PC-16-DECO	554	PL-1626	469	PS-8	492
NSB320-7	650	P-29	496	PC-17	489	PL-1627	469	PS690	702
NSB320-8	650	P-30	496	PC-17-TH	169	PL-1628	469	PYT1500090	136
NSB320-9	650	P-32	496	PC-19-GT7	549	PL-1629	469	Q-208	227
NSB400-160	652	P-32-TH	171	PC-20-LAM	554	PL-1630	469	Q-210	227
NSB400-180	652	P-3	495	PC-22-FILE-U7	549	PL-1631	469	QC-PAD-M	475
NSB400-200	652	P-38	496	PC-22-GT7	549	PL-167	459	QC-PAD-S	475
NSB402-160	652	P-38-TH	171	PC-22-INS	554	PL-204C	455	QCB-1250	475
NSB402-200	652	P-39	496	PC-24-PLS	555	PL-204C-TH	162	QCB-150	475
NSB403-160	652	P-39-TH	171	PC-24-TIM	554	PL-205C	455	QCB-300	475
NSB403-180	652	P-4-TH	171	PC-27	489	PL-208	455	QCB-450	475
NSB404-160	652	P-40	496	PC-6-DRY	553	PL-209	455	QCB-600	475
NSB405-160	652	P-40-TH	171	PC-8	490	PL-209X	455	QCB-900	475
NSB406-160	653	P-42	496	PC-9-9/17-PS	548	PL-211BC	461	QCG-150	475
NSB406-180	653	P-42-TH	171	PCH-INSPECT	137	PL-211C	461	QCG-300	475
NSB406-200	653	P-4	495	PCH-PARTS-CB	137	PL-40CS	458	QCS-150	475
NSB408-250	653	P-51	495	PCH-PARTS-CC	137	PL-411C	458	QCS-300	475
NSB408-300	653	P-52	495	PCH-PARTS-CO	137	PL-44C	458	QR-00.75-25PK	178
NSB411-200	653	P-53	495	PCH-PARTS-VY	137	PL-45C	458	QR-01-5-25PK	178
NSB412-200	653	P-54	495	PCH-PARTSXD-CB	137	PL-46C	458	QR-01-25PK	178
NSB413-180	654	P-5	495	PCH-TOOL	137	PL-46C-TH	163	QS-L-10PK	178
NSB413-200	654	P-55	495	PCH-TOOLRET	137	PL-47C	458	QS-M-10PK	178
O-471	233	P-56	495	PCH-TOOLTRIG	137	PL-47C-TH	163	QS-P-10PK	178
O-471A	233	P-57	495	PCH-TOOLXD	137	PL-48C	459	QS-PCOIL-10PK	178
O-471-TH	146	P-58	495	PCH-TOOLXDRET	137	PL-49C	459	QS-PM-10PK	178
O-472	233	P-59	495	PCH-TOOLXDTRIG	137	PL-527	471	QS-PMCOIL-10PK	178
O-472A	233	P-6-TH	171	PCH-UTILITY	137	PL-528	471	QS-S-10PK	178
O-472-TH	146	P-60	495	PH-6604-1P	594	PL-529	471	QS-XL-10PK	178
O-474	233	P-61	495	PH-6604-25	594	PL-529A	471	QW-HDBLU1	178
O-474A	233	P-62	495	PL-10C	454	PL-529B	471	QW-HDBLU1-10PK	178
O-474A-TH	146	P-63	496	PL-10C-TH	162	PL-529C	471	QW-HDBLU1-CASE	178

Product Code	Page #	Product Code	Page #	Product Code	Page #	Product Code	Page #	Product Code	Page #
QW-HDBLU1X2.....	178	R31035.....	477	RBM-29.....	216	RO2512-50CRH.....	700	S-52EHA.....	336
QW-HDBLU2.....	178	R31035-TH.....	166	RBM-30.....	216	RO2512-50CRP.....	700	S-52EHA-TH.....	154
QW-HDGRN1.....	178	R31040.....	477	RBM-32.....	216	RO2512-50CVH.....	700	S-52EHFA.....	336
QW-HDGRN1-10PK.....	178	R31040-TH.....	166	RBM-36.....	216	RO2512-50CVP.....	700	S-52EHLA.....	336
QW-HDGRN1-CASE.....	178	R31045.....	477	RBO-1214.....	217	RO2512-50FNH.....	700	S-52EHLA-TH.....	154
QW-HDYLW1.....	178	R31045-TH.....	166	RBO-1618.....	217	RO2512-50FNP.....	700	S-52EHRKA.....	336
QW-HDYLW1-10PK.....	178	R31090.....	476	RBO-2022.....	217	RO2512-50FRH.....	700	S-52LAB.....	336
QW-HDYLW1-CASE.....	178	R31090-TH.....	166	RBO-2024.....	217	RO2512-50FRP.....	700	S-52LARK.....	336
R-10A.....	85	R31095.....	476	RBO-2226.....	217	RO2512-50FVH.....	700	S-53A.....	336
R-11A.....	85	R31095-TH.....	166	RBO-2428.....	217	RO2512-50FVP.....	700	S-60E.....	338
R-13A.....	85	R31100.....	476	RBO-2630.....	217	RO2512-50SNH.....	700	S-70.....	338
R-13BLUE.....	84	R31100-TH.....	166	RBO-810.....	217	RO2512-50SNP.....	700	S/2000-221-0.....	94
R-13R.....	84	R31105.....	476	RC-25.....	84	RO2512-50SRH.....	700	S106.....	243
R-13RED.....	85	R31105-TH.....	166	RC-25-15P.....	85	RO2512-50SRP.....	700	S160.....	244
R-14A.....	85	R31110.....	476	RC-37.....	84	RO2512-50SVH.....	700	S290.....	244
R-15A.....	85	R31110-TH.....	166	RC-37-15P.....	85	RO2512-50SVP.....	700	S400.....	333
R-17.....	84	R31115.....	476	RC-50.....	84	RO2512-60CNH.....	700	SA-10A.....	357
R-18BLUE.....	85	R31115-TH.....	166	RC-50-15P.....	85	RO2512-60CNP.....	700	SA-10A-3P.....	360
R-18RED.....	85	R47057.....	476	RC-75.....	84	RO2512-60CRH.....	700	SA-10A-3S.....	360
R-1A.....	85	R47057-TH.....	166	RECIP-SET-10.....	577	RO2512-60CRP.....	700	SA-10LA.....	359
R-20A.....	85	RB-1214.....	216	RET-52STEEL.....	134	RO2512-60CVH.....	700	SA-12A.....	357
R-23A.....	85	RB-1214-TH.....	145	RFW-12.....	218	RO2512-60CVP.....	700	SA-12A-4P.....	360
R-24A.....	85	RB-1618.....	216	RFW-14.....	218	RO2512-60FNH.....	700	SA-12A-4S.....	360
R-27A.....	85	RB-1618-TH.....	145	RFW-16.....	218	RO2512-60FNP.....	700	SA-12LA.....	359
R-28A.....	85	RB-1820.....	216	RFW-18.....	218	RO2512-60FRH.....	700	SA-16A.....	357
R-29A.....	85	RB-2022.....	216	RFW-20.....	218	RO2512-60FRP.....	700	SA-16LA.....	359
R-2A.....	85	RB-2022-TH.....	145	RFW-22.....	218	RO2512-60FVH.....	700	SA-18A.....	357
R-30A.....	85	RB-2024.....	216	RFW-24.....	218	RO2512-60FVP.....	700	SA-18LA.....	359
R-30XA.....	85	RB-2428.....	216	RFW-26.....	218	RO2512-60SNH.....	700	SA-20A.....	357
R-31A.....	85	RB-2428-TH.....	145	RFW-28.....	218	RO2512-60SNP.....	700	SA-20LA.....	359
R-36A.....	85	RB-3036.....	216	RFW-30.....	218	RO2512-60SRH.....	700	SA-8A.....	357
R-37A.....	85	RB-3440.....	216	RFW-32.....	218	RO2512-60SRP.....	700	SA-8LA.....	359
R-3A.....	85	RB-42.....	215	RO2510-44FNC.....	701	RO2512-60SVH.....	700	SAG03S12.....	691
R-41A.....	85	RB-44.....	215	RO2512-30FNH.....	700	RO2512-60SVP.....	700	SAG03S12M6.....	691
R-42A.....	85	RB-46.....	215	RO2512-30FNP.....	700	RS10K.....	720	SAG03S12M6S.....	691
R-43A.....	85	RB-48.....	215	RO2512-30FRH.....	700	RT1981.....	716	SAG03S12S.....	691
R-47A.....	85	RB-50.....	215	RO2512-30FRP.....	700	RT1982.....	716	SAG03S20.....	691
R-48A.....	85	RB-52.....	215	RO2512-30FVH.....	700	RT1983.....	716	SAG03S20M6.....	691
R-49A.....	85	RB-54.....	215	RO2512-30FVP.....	700	RT1985.....	687	SAG03S20M6S.....	691
R-4A.....	85	RB-56.....	215	RO2512-30SNH.....	700	S-102P.....	338	SAG03S20S.....	691
R-5A.....	85	RB-58.....	215	RO2512-30SNP.....	700	S-102P-TH.....	155	SAG05S23.....	691
R-8A.....	85	RB-60.....	215	RO2512-30SRH.....	700	S-10A.....	337	SAG05S23M6.....	691
R-8BLUE.....	85	RB-64.....	215	RO2512-30SRP.....	700	S-110P.....	338	SAG05S23M6S.....	691
R-8RED.....	85	RB-68.....	215	RO2512-30SVH.....	700	S-110P-TH.....	155	SAG05S23S.....	691
R-9.....	84	RB-810.....	216	RO2512-30SVP.....	700	S-115P.....	338	SAG10AX12.....	692
R31000.....	477	RB-810-TH.....	145	RO2512-35FNH.....	700	S-115P-TH.....	155	SAG10AX12M6.....	692
R31000-TH.....	166	RBM-0708.....	217	RO2512-35FNP.....	700	S-121P.....	338	SAG10AX15.....	692
R31005.....	477	RBM-0910.....	217	RO2512-35FRH.....	700	S-121P-TH.....	155	SAG10AX15M6.....	692
R31005-TH.....	166	RBM-1112.....	217	RO2512-35FRP.....	700	S-140A.....	338	SAG10AX18.....	692
R31010.....	477	RBM-1314.....	217	RO2512-35FVH.....	700	S-140A-TH.....	155	SAG10AX18M6.....	692
R31010-TH.....	166	RBM-1517.....	217	RO2512-35FVP.....	700	S-15A.....	337	SAG10S12.....	691
R31015.....	477	RBM-1618.....	217	RO2512-35SNH.....	700	S-20A.....	337	SAG10S12M6.....	691
R31015-TH.....	166	RBM-1921.....	217	RO2512-35SNP.....	700	S-40AA.....	337	SAG10S15.....	691
R31020.....	477	RBM-22.....	216	RO2512-35SRH.....	700	S-40AA-TH.....	154	SAG10S15M6.....	691
R31020-TH.....	166	RBM-23.....	216	RO2512-35SRP.....	700	S-41AA.....	337	SAG10S18.....	691
R31025.....	477	RBM-24.....	216	RO2512-35SVH.....	700	S-41AA-TH.....	154	SAG10S18M6.....	691
R31025-TH.....	166	RBM-25.....	216	RO2512-35SVP.....	700	S-41RK.....	337	SAG7AX13.....	692
R31030.....	477	RBM-26.....	216	RO2512-50CNH.....	700	S-52A.....	336	SAG7AX13M6.....	692
R31030-TH.....	166	RBM-27.....	216	RO2512-50CNP.....	700	S-52ARK.....	336	SAG7AX16.....	692



Product Code	Page #	Product Code	Page #	Product Code	Page #	Product Code	Page #	Product Code	Page #
SAG7AX16M6.....	692	SC41011AU-C.....	710	SCOE78.....	344	SDG10SHT08.....	687	SDR10A13N2.....	666
SAG7AX20.....	692	SC41011AU-N5.....	710	SCOE80.....	344	SDG10SHT08M6.....	687	SDR10A13N3.....	666
SAG7AX20M6.....	692	SC80910AL-C.....	710	SCOS1AX124.....	721	SDG10SHT12.....	687	SDR10A16R2.....	666
SAG7S12.....	691	SC80910AL-K.....	710	SCOS1AX124G.....	721	SDG10SHT12M6.....	687	SDR10A16R3.....	666
SAG7S12M6.....	691	SC80910AL-N5.....	710	SD-1216.....	347	SDG7S18F.....	688	SDR10A20R2.....	666
SAG7S15.....	691	SCF36.....	346	SD-1218.....	347	SDG7S18M6F.....	688	SDR10A20R3.....	666
SAG7S15M6.....	691	SCF38.....	346	SD-1220.....	347	SDG7S25F.....	688	SDR10A22N2.....	666
SAG7S18.....	691	SCF40.....	346	SD-1222.....	347	SDG7S25FS.....	688	SDR10A22N3.....	666
SAG7S18M6.....	691	SCF42.....	346	SD-1224.....	347	SDG7S25M6F.....	688	SDR10A30N2.....	666
SAGA1AX12.....	693	SCF44.....	346	SD-1225.....	347	SDGA1S12.....	689	SDR10A3R3.....	666
SAGA1AX12G.....	693	SCF46.....	346	SD-1226.....	347	SDGA1S12G.....	689	SDR10A3R4.....	666
SAGA1AX12M6.....	693	SCF48.....	346	SD-1228.....	347	SDGA1S12M6.....	689	SDR10A4N3.....	666
SAGA1AX12M6G.....	693	SCF50.....	346	SD-1230.....	347	SDGA1S12M6G.....	689	SDR10A4N4.....	666
SAGA1AX15.....	693	SCF52.....	346	SD-1232.....	347	SDGA1S18.....	689	SDR10A6R3.....	666
SAGA1AX15G.....	693	SCF54.....	346	SD-1234.....	347	SDGA1S18G.....	689	SDR10A6R4.....	666
SAGA1AX15M6.....	693	SCF56.....	346	SD-1236.....	347	SDGA1S18M6.....	689	SDR10AH35.....	665
SAGA1AX15M6G.....	693	SCF58.....	346	SD-616.....	349	SDGA1S18M6G.....	689	SDR10P12N3.....	662
SAGA1AX18.....	693	SCF60.....	346	SD-618.....	349	SDGA1S25.....	689	SDR10P12N4.....	662
SAGA1AX18G.....	693	SCF62.....	346	SD-620.....	349	SDGA1S25G.....	689	SDR10P12NK3.....	662
SAGA1AX18M6.....	693	SCF64.....	346	SD-622.....	349	SDGA1S25M6.....	689	SDR10P12R3.....	663
SAGA1AX18M6G.....	693	SCN12R.....	718	SD-624.....	349	SDGA1S25M6G.....	689	SDR10P12R4.....	663
SAGS1AX12.....	693	SCN20R.....	718	SD-626.....	349	SDGS1S12.....	689	SDR10P16N3.....	662
SAGS1AX12G.....	693	SCN25R.....	718	SD-628.....	349	SDGS1S12G.....	689	SDR10P16N4.....	662
SAGS1AX12M6.....	693	SCN3R.....	718	SD-630.....	349	SDGS1S12M6.....	689	SDR10P180N2.....	662
SAGS1AX12M6G.....	693	SCN5R.....	718	SD-632.....	349	SDGS1S12M6G.....	689	SDR10P20R2.....	663
SAGS1AX15.....	693	SCN7R.....	718	SD-634.....	349	SDGS1S18.....	689	SDR10P20R3.....	663
SAGS1AX15G.....	693	SCO10A106.....	721	SD-636.....	349	SDGS1S18G.....	689	SDR10P20R3RR.....	663
SAGS1AX15M6.....	693	SCO10A125.....	721	SDE-4.....	438	SDGS1S18M6.....	689	SDR10P20R4.....	663
SAGS1AX15M6G.....	693	SCO10A184.....	721	SDE-43.....	438	SDGS1S18M6G.....	689	SDR10P20RK3.....	663
SAGS1AX18.....	693	SCO10AXL124.....	721	SDE-46.....	438	SDGS1S25.....	689	SDR10P210N2.....	662
SAGS1AX18G.....	693	SCO10S184F.....	721	SDE-50.....	438	SDGS1S25G.....	689	SDR10P25R2.....	663
SAGS1AX18M6.....	693	SCO10S184R.....	721	SDE-53.....	438	SDGS1S25M6.....	689	SDR10P25R3.....	663
SAGS1AX18M6G.....	693	SCO10S204F.....	721	SDE-8.....	438	SDGS1S25M6G.....	689	SDR10P25R3RR.....	663
SAS03S122-20.....	703	SCO10S204R.....	721	SDG03S25.....	688	SDP-1-3.....	441	SDR10P26N2.....	662
SAS03S202-20.....	703	SCO10S253F.....	721	SDG03S25M6.....	688	SDP-1-3-TH.....	161	SDR10P26N3.....	662
SAS05S232-20.....	703	SCO10S253R.....	721	SDG03S25M6S.....	688	SDP-2-4.....	441	SDR10P26N4.....	662
SAS10A122-20.....	703	SCO7A184.....	721	SDG03S25S.....	688	SDP-2-4-TH.....	161	SDR10P26NK3.....	662
SAS10A125.....	704	SCOA1AX124.....	721	SDG05S18.....	688	SDP-2-8.....	441	SDR10P26NK4.....	662
SAS10A152-20.....	703	SCOA1AX124G.....	721	SDG05S18M6.....	688	SDP-2-8-TH.....	161	SDR10P3R3.....	663
SAS10A182-20.....	703	SCOE30.....	344	SDG05S18M6S.....	688	SDP-2-ST.....	441	SDR10P3R4.....	663
SAS10A324.....	703	SCOE32.....	344	SDG05S18S.....	688	SDP-2-ST-TH.....	161	SDR10P40N2.....	662
SAS10AX125.....	704	SCOE34.....	344	SDG05S23.....	688	SDP-3-6.....	441	SDR10P40N3.....	662
SAS10S125.....	704	SCOE36.....	344	SDG05S23M6.....	688	SDP-3-6-TH.....	161	SDR10P40NK3.....	662
SB-30.....	361	SCOE38.....	344	SDG05S23M6S.....	688	SDP-4-6.....	441	SDR10P40R2.....	663
SB-3732-2.5-125.....	498	SCOE40.....	344	SDG05S23S.....	688	SDP-4-6-TH.....	161	SDR10P40R3.....	663
SB-40.....	361	SCOE42.....	344	SDG10P18.....	702	SDR-22.....	438	SDR10P4N3.....	662
SB-40AA.....	337	SCOE44.....	344	SDG10P21.....	702	SDR-22-TH.....	160	SDR10P4N4.....	662
SB-526.....	361	SCOE46.....	344	SDG10S12F.....	688	SDR-24.....	438	SDR10P4NK4.....	662
SB-52EHA.....	336	SCOE48.....	344	SDG10S12M6F.....	688	SDR-24-TH.....	160	SDR10P5R3.....	663
SB-52EHA-TH.....	154	SCOE50.....	344	SDG10S12M6R.....	688	SDR-26.....	438	SDR10P5R4.....	663
SB-52EHLA.....	336	SCOE52.....	344	SDG10S12R.....	688	SDR-26-TH.....	160	SDR10P60N2.....	662
SB-59/S15-1.....	448	SCOE54.....	344	SDG10S18F.....	688	SDR-28.....	438	SDR10P60N3.....	662
SC127V.....	643	SCOE56.....	344	SDG10S18M6F.....	688	SDR-28-TH.....	160	SDR10P60NK3.....	662
SC150NGV.....	643	SCOE58.....	344	SDG10S18M6R.....	688	SDR-30.....	438	SDR10P7N3.....	662
SC3PA.....	711	SCOE60.....	344	SDG10S18R.....	688	SDR-30-TH.....	160	SDR10P7N4.....	662
SC3PA-C.....	711	SCOE64.....	344	SDG10S25F.....	688	SDR10A10N3.....	666	SDR10P7NK4.....	662
SC41011AL-C.....	710	SCOE68.....	344	SDG10S25M6F.....	688	SDR10A10N4.....	666	SDR10P7R3.....	663
SC41011AL-K.....	710	SCOE72.....	344	SDG10S25M6R.....	688	SDR10A10R3.....	666	SDR10P7R4.....	663
SC41011AL-N5.....	710	SCOE76.....	344	SDG10S25R.....	688	SDR10A10R4.....	666	SDR10P7RK4.....	663

Product Code	Page #	Product Code	Page #	Product Code	Page #	Product Code	Page #	Product Code	Page #
SDR10S12N3	664	SFH-1808W	230	SHF-4SA-TH	168	SRS10S21-8	719	SSD10S3S	676
SDR10S12R3	664	SFH-1809AW	230	SHF-6A	488	SRS6P21-10	719	SSD10S5AC	677
SDR10S12R4	664	SFH-1809BW	230	SHF-6A-TH	168	SRS6P21-5	719	SSD10S5S	676
SDR10S16N3	664	SFH-1809W	230	SHF-8A	488	SRS6P21-6	719	SSD10S7AC	677
SDR10S180N2	664	SFH-1810AW	230	SHF-8A-TH	168	SRS6P21-7	719	SSD10S7S	676
SDR10S20R2	664	SFH-1810BW	230	SHF-8SA	488	SRS6P21-8	719	SSD6P12AC	676
SDR10S20R3	664	SFH-1810W	230	SHF-8SA-TH	168	SRS6P21-9	719	SSD6P12P	674
SDR10S20R4	664	SFH-1811AW	230	SHHF-14A	488	SRS6P21-9W	719	SSD6P12S	675
SDR10S210N2	664	SFH-1811W	230	SHHF-16A	488	SRT10S18B	716	SSD6P20AC	676
SDR10S25R2	664	SFH-1812AW	230	SHHF-32A	488	SRT10S18BB	716	SSD6P20P	674
SDR10S25R3	664	SFH-1812BW	230	SHHW-14A	488	SRT10S18LT	716	SSD6P20PSRR	674
SDR10S26N2	664	SFH-1812W	230	SHHW-32A	488	SRT10S18M6B	716	SSD6P20S	675
SDR10S26N3	664	SFH-1813AW	230	SHSFDDB-40H	488	SRT10S18M6N	716	SSD6P20SRR	675
SDR10S3R3	664	SFH-1813W	230	SHSFDDB-40M	488	SRT10S18N	716	SSD6P25AC	676
SDR10S3R4	664	SFH-1814AW	230	SHSFDDB-40N	488	SRT10S25B	716	SSD6P25P	674
SDR10S40N2	664	SFH-1814BW	230	SHSFDDB-40S	488	SRT10S25BB	716	SSD6P25PSRR	674
SDR10S40N3	664	SFH-1814W	230	SHSFDDB-40T	488	SRT10S25LT	716	SSD6P25S	675
SDR10S40N360	665	SFH-1815AW	230	SHSFDDB-40Xh	488	SRT10S25M6B	716	SSD6P7AC	676
SDR10S40R2	664	SFH-1815W	230	SHSFDDB-8	488	SRT10S25M6N	716	SSD6P7S	675
SDR10S40R3	664	SFH-1816AW	230	SMD-1213	354	SRT10S25N	716	SSH10P18	722
SDR10S4N3	664	SFH-1816BW	230	SMD-1214	354	SRW03S-25	680	SSH10S18	722
SDR10S4N4	664	SFH-1816W	230	SMD-1215	354	SRW03S-38	680	SSR6P25	720
SDR10S5R3	664	SFH-1817AW	230	SMD-1216	354	SRW03S-38Q	680	ST-1212	340
SDR10S5R4	664	SFH-1817W	230	SMD-1217	354	SRW07-38	680	ST-1214	340
SDR10S60N2	664	SFH-1818AW	230	SMD-1218	354	SRW07-50	680	ST-1216	340
SDR10S60N3	664	SFH-1818W	230	SMD-1219	354	SSD10A10S	678	ST-1218	340
SDR10S7N3	664	SFH-1819AWA	230	SMD-1221	354	SSD10A16S	678	ST-1219	340
SDR10S7R3	664	SFH-1819BWA	230	SMD-1222	354	SSD10A20S	678	ST-1220	340
SDR10S7R4	664	SFH-1819CWA	230	SMD-1224	354	SSD10A3S	678	ST-1221	340
SDR6P12N3	663	SFH-1819WA	230	SMD-1227	354	SSD10A5S	678	ST-1222	340
SDR6P20R3RR	663	SFH-1820BWA	230	SMD-1230	354	SSD10A6S	678	ST-1224	340
SDR6P20RK3RR	663	SFH-1820WA	230	SMR05S354	697	SSD10P12AC	676	ST-1225	340
SDR6P20RK4RR	663	SH-10A	488	SNH10S18	722	SSD10P12P	674	ST-1226	340
SDR6P25R3RR	663	SH-12A	488	SNR10A10S	679	SSD10P12PS	674	ST-1228	340
SDR6P25RK3RR	663	SH-130	338	SNR10A16S	679	SSD10P12S	675	ST-1230	340
SDR6P25RK4RR	663	SH-130B	338	SNR10A20S	679	SSD10P20AC	676	ST-1231	340
SDR6P26N2	663	SH-131BF	338	SNR10A3S	679	SSD10P20P	674	ST-1232	340
SDR6P26N3	663	SH-16A	488	SNR10A5S	679	SSD10P20PRR	674	ST-1234	340
SDR6P26N4	663	SH-2A	488	SNR10A6S	679	SSD10P20PS	674	ST-1236	340
SDR6P26NK3	663	SH-4A	488	SPS10P18	702	SSD10P20S	675	ST-1238	340
SDR6P40N2	663	SH-6A	488	SPS10P6	702	SSD10P20SRR	675	ST-1240	340
SDR6P40N3	663	SH-8A	488	SPSXL618	362	SSD10P25AC	676	ST-1242	340
SDR6P40NK3	663	SHF-10A	488	SPSXMD418	363	SSD10P25P	674	ST-1244	340
SDR6P4N3	663	SHF-10A-TH	168	SPSXMD616	363	SSD10P25PRR	674	ST-1246	340
SDR6P4N4	663	SHF-10LA	488	SPSXMD618	363	SSD10P25PS	674	ST-1248	340
SDR6P60N2	663	SHF-10LA-TH	168	SPSXTL618	362	SSD10P25S	675	ST-612	342
SDR6P60N3	663	SHF-12A	488	SQZ150003	611	SSD10P3AC	676	ST-614	342
SDR6P60NK3	663	SHF-12A-TH	168	SQZ150003-HSBL	611	SSD10P3S	675	ST-616	342
SDR6P7N3	663	SHF-12SA	488	SQZ150003-SBL	611	SSD10P5AC	676	ST-618	342
SDR6P7N4	663	SHF-12SA-TH	168	SR150-E	602	SSD10P5S	675	ST-619	342
SDS-33	438	SHF-16A	488	SR200-E	602	SSD10P7AC	676	ST-620	342
SDS-62	438	SHF-16A-TH	168	SR300-E	602	SSD10P7S	675	ST-622	342
SDS-62-TH	160	SHF-16LA	488	SR600-E	602	SSD10S12AC	677	ST-624	342
SE-15-24	556	SHF-20A	488	SRS10P21-10	719	SSD10S12S	676	ST-625	342
SE-15-30	556	SHF-2A	488	SRS10P21-5	719	SSD10S20AC	677	ST-626	342
SE-16-21	556	SHF-3A	488	SRS10P21-6	719	SSD10S20S	676	ST-628	342
SFH-1808AW	230	SHF-4A	488	SRS10P21-7	719	SSD10S25AC	677	ST-630	342
SFH-1808BW	230	SHF-4A-TH	168	SRS10P21-8	719	SSD10S25S	676	ST-632	342
SFH-1808CW	230	SHF-4SA	488	SRS10P21-9	719	SSD10S3AC	677	ST-634	342





Product Code	Page #	Product Code	Page #	Product Code	Page #	Product Code	Page #	Product Code	Page #
ST-636	342	STP10S5B12	719	SZEA6015	725	TCQJO20A	114	TCQJRXSM14A	119
ST-640	342	STP10S7B12	719	SZEA7000	724	TCQJO22A	114	TCQJRXSM15A	119
ST-812	347	STXG10S12	690	SZEA7015	724	TCQJO24A	114	TCQJRXSM16A	119
ST-812-TH	156	STXG10S12M6	690	SZEA7022	724	TCQJO26A	114	TCQJRXSM17A	119
ST-814	347	STXG10S18	690	SZEA7030	724	TCQJO28A	114	TCQJRXSM18A	119
ST-814-TH	156	STXG10S18CW	690	SZEA7030HP	724	TCQJO30A	114	TCQJRXSM19A	119
ST-816	347	STXG10S18M6	690	SZEA8000	725	TCQJO32A	114	TCQJRXSM20A	119
ST-816-TH	156	STXG10S23	690	SZEA8015	725	TCQJO34A	114	TCQJRXSM8A	119
ST-818	347	STXG10S23M6	690	SZEA9000	724	TCQJO36A	114	TCQJRXSM9A	119
ST-818-TH	156	SUP-20-LAM	549	SZEA9015	724	TCQJO40A	114	TCQJSD12A	114
ST-820	347	SWG10A124	695	SZEA9022	724	TCQJO44A	114	TCQJSD16A	114
ST-820-TH	156	SWG10A124S	695	SZEA9030	724	TCQJO48A	114	TCQJSD8A	114
ST-822	347	SWG10A125	695	TB-101	84	TCQJO52A	114	TCQJX10A	116
ST-822-TH	156	SWG10AX124	694	TB-102	84	TCQJO8A	114	TCQJX12A	116
ST-824	347	SWG10AX124S	694	TB-103	84	TCQJO9A	114	TCQJX14A	116
ST-824-TH	156	SWG10AX125	694	TB-104	84	TCQJOM10A	115	TCQJX16A	116
ST-826	347	SWG10AXL124	694	TB-12	84	TCQJOM11A	115	TCQJX18A	116
ST-826-TH	156	SWG10S124	695	TB-35	84	TCQJOM12A	115	TCQJX20A	116
ST-828	347	SWG10S124S	695	TB-49	84	TCQJOM13A	115	TCQJX22A	116
ST-828-TH	156	SWG10S125	695	TB-6024RA	77	TCQJOM14A	115	TCQJX24A	116
ST-830	347	SWG10S183	695	TB-6116	78	TCQJOM15A	115	TCQJX26A	116
ST-830-TH	156	SWG7AX134	694	TB-6119A	78	TCQJOM16A	115	TCQJX28A	116
ST-832	347	SWG7AX134S	694	TB-6121	77	TCQJOM17A	115	TCQJX30A	116
ST-832-TH	156	SWG7AX203	694	TB-6123	77	TCQJOM18A	115	TCQJX32A	116
ST-834	347	SWG7S183	695	TB-6124A	77	TCQJOM19A	115	TCQJX34A	116
ST-834-TH	156	SWG1AX124	694	TB-6218A	78	TCQJOM20A	115	TCQJX8A	116
ST-836	347	SWG1AX124S	694	TB-6220A	78	TCQJOM21A	115	TCQJX9A	116
ST-836-TH	156	SWG1AX124SG	694	TCQJ022ARTH60	115	TCQJOM22A	115	TCQJXB16A	118
ST-840	347	SWG1AX124G	694	TCQJ032ARTH	115	TCQJOM23A	115	TCQJXB18A	118
ST-840-TH	156	SWG1AX124	694	TCQJ034ARTH	115	TCQJOM24A	115	TCQJXB20A	118
ST1000-E	602	SWG1AX124S	694	TCQJ036ARTH	115	TCQJOM25A	115	TCQJXB22A	118
STM-1210	351	SWG1AX124SG	694	TCQJ038ARTH	115	TCQJOM26A	115	TCQJXB24A	118
STM-1211	351	SWG1AX124G	694	TCQJ040ARTH	115	TCQJOM27A	115	TCQJXBM11A	118
STM-1212	351	SWR-24	148	TCQJ044ARTH	115	TCQJOM6A	115	TCQJXBM12A	118
STM-1213	351	SWR-28	148	TCQJ048ARTH	115	TCQJOM7A	115	TCQJXBM13A	118
STM-1214	351	SWR-32	148	TCQJ050ARTH	115	TCQJOM8A	115	TCQJXBM14A	118
STM-1215	351	SWR-36	148	TCQJ052ARTH	115	TCQJOM9A	115	TCQJXBM16A	118
STM-1216	351	SWR-40	148	TCQJ056ARTH	115	TCQJRX18A	118	TCQJXBM18A	118
STM-1217	351	SWR-44	148	TCQJ060ARTH	115	TCQJRX20A	118	TCQJXBM19	118
STM-1218	351	SWR-48	148	TCQJ064ARTH	115	TCQJRX22A	118	TCQJXD12A	116
STM-1219	351	SWR-52	148	TCQJ066ARTH	115	TCQJRX24A	118	TCQJXD14A	116
STM-1220	351	SWR-56	148	TCQJ086ARTH	115	TCQJRX26A	118	TCQJXD16A	116
STM-1221	351	SWR-60	148	TCQJBOER12	117	TCQJRX28A	118	TCQJXD18A	116
STM-1222	351	SWR-SET	148	TCQJBOER14	117	TCQJRX30A	118	TCQJXD22A	116
STM-1223	351	SXG05S18	690	TCQJBOER16	117	TCQJRX32A	118	TCQJXD24A	116
STM-1224	351	SXG05S18M6	690	TCQJBOER18	117	TCQJRX34A	118	TCQJXD28A	116
STM-1225	351	SXG05S18M6S	690	TCQJBOER20	117	TCQJRXS10A	119	TCQJXD30A	116
STM-1226	351	SXG05S18S	690	TCQJBOER24	117	TCQJRXS12A	119	TCQJXD32A	116
STM-1227	351	SXG05S23	690	TCQJBOERM16	117	TCQJRXS14A	119	TCQJXM10A	117
STM-1228	351	SXG05S23M6	690	TCQJBOERM18	117	TCQJRXS16A	119	TCQJXM11A	117
STM-1229	351	SXG05S23M6S	690	TCQJBOERM22A	117	TCQJRXS18A	119	TCQJXM12A	117
STM-1230	351	SXG05S23S	690	TCQJD12A-80	114	TCQJRXS22A	119	TCQJXM13A	117
STM-1232	351	SZEA3000	725	TCQJD16A	114	TCQJRXS24A	119	TCQJXM14A	117
STM-1234	351	SZEA3015	725	TCQJD8A-72	114	TCQJRXS30A	119	TCQJXM15A	117
STM-1236	351	SZEA5000	724	TCQJO10A	114	TCQJRXS8A	119	TCQJXM16A	117
STP10P3C20	719	SZEA5015	724	TCQJO12A	114	TCQJRXSM10A	119	TCQJXM17A	117
STP10P3C32	719	SZEA5022	724	TCQJO14A	114	TCQJRXSM11A	119	TCQJXM18A	117
STP10S12B12	719	SZEA5030	724	TCQJO16A	114	TCQJRXSM12A	119	TCQJXM19A	117
STP10S3B12	719	SZEA6000	725	TCQJO18A	114	TCQJRXSM13A	119	TCQJXM20A	117

Product Code	Page #	Product Code	Page #	Product Code	Page #	Product Code	Page #	Product Code	Page #
TCQJXM21A.....	117	TCQXX28A.....	116	TCQYO28A.....	114	TCQYXRSM16A.....	119	TCQYXM30A.....	117
TCQJXM22A.....	117	TCQXX30A.....	116	TCQYO30A.....	114	TCQYXRSM17A.....	119	TCQYXM32A.....	117
TCQJXM23A.....	117	TCQXX32A.....	116	TCQYO32A.....	114	TCQYXRSM18A.....	119	TCQYXM34A.....	117
TCQJXM24A.....	117	TCQXX34A.....	116	TCQYO34A.....	114	TCQYXRSM19A.....	119	TCQYXM36A.....	117
TCQJXM25A.....	117	TCQXX36A.....	116	TCQYO36A.....	114	TCQYXRSM20A.....	119	TCQZD24B.....	114
TCQJXM26A.....	117	TCQXX38A.....	116	TCQYO38A.....	114	TCQYXRSM21A.....	119	TCQZD24BDP.....	114
TCQJXM27A.....	117	TCQXX40A.....	116	TCQYO40A.....	114	TCQYSBXM18.....	118	TCQZD32A-1.....	119
TCQJXM6A.....	117	TCQXX42A.....	116	TCQYO42A.....	114	TCQYSBXM24A.....	118	TCQZD32B.....	114
TCQJXM7A.....	117	TCQXX44A.....	116	TCQYO44A.....	114	TCQYSD12A.....	114	TCQZD32BDP.....	114
TCQJXM8A.....	117	TCQXX46A.....	116	TCQYO46A.....	114	TCQYSD16A.....	114	TCQZO32A.....	114
TCQJXM9A.....	117	TCQXX48A.....	116	TCQYO48A.....	114	TCQYX.....	119	TCQZO32ADP.....	114
TCQJ-Y.....	119	TCQXX50A.....	116	TCQYO50A.....	114	TCQYX16A.....	116	TCQZO34A.....	114
TCQXD16A.....	114	TCQXX52A.....	116	TCQYO52A.....	114	TCQYX18A.....	116	TCQZO34ADP.....	114
TCQXD24A.....	114	TCQXX54A.....	116	TCQYO56A.....	114	TCQYX20A.....	116	TCQZO36A.....	114
TCQXD32A.....	114	TCQXX56A.....	116	TCQYO60A.....	114	TCQYX22A.....	116	TCQZO36ADP.....	114
TCQXO24A.....	114	TCQXX58A.....	116	TCQYOM14A.....	115	TCQYX24A.....	116	TCQZO38A.....	114
TCQXO26A.....	114	TCQXX60A.....	116	TCQYOM15A.....	115	TCQYX26A.....	116	TCQZO38ADP.....	114
TCQXO28A.....	114	TCQXX64A.....	116	TCQYOM16A.....	115	TCQYX28A.....	116	TCQZO40A.....	114
TCQXO30A.....	114	TCQXXB44A.....	118	TCQYOM17A.....	115	TCQYX30A.....	116	TCQZO40ADP.....	114
TCQXO32A.....	114	TCQXXB48A.....	118	TCQYOM18A.....	115	TCQYX32A.....	116	TCQZO42A.....	114
TCQXO34A.....	114	TCQXXM16A.....	117	TCQYOM19A.....	115	TCQYX34A.....	116	TCQZO42ADP.....	114
TCQXO36A.....	114	TCQXXM17A.....	117	TCQYOM20A.....	115	TCQYX36A.....	116	TCQZO44A.....	114
TCQXO38A.....	114	TCQXXM18A.....	117	TCQYOM21A.....	115	TCQYX38A.....	116	TCQZO44ADP.....	114
TCQXO40A.....	114	TCQXXM19A.....	117	TCQYOM22A.....	115	TCQYX40A.....	116	TCQZO46A.....	114
TCQXO42A.....	114	TCQXXM20A.....	117	TCQYOM23A.....	115	TCQYX42A.....	116	TCQZO46ADP.....	114
TCQXO44A.....	114	TCQXXM21A.....	117	TCQYOM24A.....	115	TCQYX46A.....	116	TCQZO48A.....	114
TCQXO46A.....	114	TCQXXM22A.....	117	TCQYOM25A.....	115	TCQYX48A.....	116	TCQZO48ADP.....	114
TCQXO48A.....	114	TCQXXM23A.....	117	TCQYOM26A.....	115	TCQYX50A.....	116	TCQZO50A.....	114
TCQXO50A.....	114	TCQXXM24A.....	117	TCQYOM27A.....	115	TCQYX52A.....	116	TCQZO50ADP.....	114
TCQXO52A.....	114	TCQXXM25A.....	117	TCQYOM29A.....	115	TCQYXB20A.....	118	TCQZO52A.....	114
TCQXO54A.....	114	TCQXXM26A.....	117	TCQYOM30A.....	115	TCQYXB24A.....	118	TCQZO52ADP.....	114
TCQXO56A.....	114	TCQXXM27A.....	117	TCQYOM32A.....	115	TCQYXB28A.....	118	TCQZO54A.....	114
TCQXO58A.....	114	TCQXXM29A.....	117	TCQYOM34A.....	115	TCQYXB30A.....	118	TCQZO54ADP.....	114
TCQXO60A.....	114	TCQXXM30A.....	117	TCQYOM36A.....	115	TCQYXB32A.....	118	TCQZO56A.....	114
TCQXO64A.....	114	TCQXXM32A.....	117	TCQYRX18A.....	118	TCQYXB36A.....	118	TCQZO56ADP.....	114
TCQXOM17A.....	115	TCQXXM34A.....	117	TCQYRX20A.....	118	TCQYXB18A.....	118	TCQZO58A.....	114
TCQXOM18A.....	115	TCQXXM36A.....	117	TCQYRX22A.....	118	TCQYXB24A.....	118	TCQZO58ADP.....	114
TCQXOM19A.....	115	TCQXY.....	119	TCQYRX24A.....	118	TCQYXB28A.....	118	TCQZO60A.....	114
TCQXOM20A.....	115	TCQY052ARTH.....	115	TCQYRX26A.....	118	TCQYXD20A.....	116	TCQZO60ADP.....	114
TCQXOM21A.....	115	TCQY056ARTH.....	115	TCQYRX28A.....	118	TCQYXD22A.....	116	TCQZO64A.....	114
TCQXOM22A.....	115	TCQY060ARTH.....	115	TCQYRX30A.....	118	TCQYXD24A.....	116	TCQZO64ADP.....	114
TCQXOM23A.....	115	TCQY064ARTH.....	115	TCQYRX32A.....	118	TCQYXD28A.....	116	TCQZO66A.....	114
TCQXOM24A.....	115	TCQY068ARTH.....	115	TCQYRX34A.....	118	TCQYXD30A.....	116	TCQZO66ADP.....	114
TCQXOM25A.....	115	TCQY072.....	114	TCQYRX36A.....	118	TCQYXM13A.....	117	TCQZO68A.....	114
TCQXOM26A.....	115	TCQY072ARTH.....	115	TCQYRX38A.....	118	TCQYXM14A.....	117	TCQZO68ADP.....	114
TCQXOM27A.....	115	TCQY080.....	114	TCQYRX40A.....	118	TCQYXM15A.....	117	TCQZO72A.....	114
TCQXOM29A.....	115	TCQYBOER18.....	117	TCQYRX44A.....	118	TCQYXM16A.....	117	TCQZO72ADP.....	114
TCQXOM30A.....	115	TCQYBOER20.....	117	TCQYRX48A.....	118	TCQYXM17A.....	117	TCQZO76ADP.....	114
TCQXOM32A.....	115	TCQYBOER22.....	117	TCQYRX52A.....	118	TCQYXM18A.....	117	TCQZO80A.....	114
TCQXOM34A.....	115	TCQYBOER24.....	117	TCQYRXS18A.....	119	TCQYXM19A.....	117	TCQZO80ADP.....	114
TCQXOM36A.....	115	TCQYBOERM18.....	117	TCQYRXS20A.....	119	TCQYXM20A.....	117	TCQZO88A.....	114
TCQXOM41A.....	115	TCQYBOERM24.....	117	TCQYRXS22A.....	119	TCQYXM21A.....	117	TCQZO96A.....	114
TCQXSD16A.....	114	TCQYD12A-80.....	114	TCQYRXS24A.....	119	TCQYXM22A.....	117	TCQZOM24A.....	115
TCQXSD24A.....	114	TCQYD16A.....	114	TCQYRXS26A.....	119	TCQYXM23A.....	117	TCQZOM24ADP.....	115
TCQXSD32A.....	114	TCQYO18A.....	114	TCQYRXS28A.....	119	TCQYXM24A.....	117	TCQZOM27A.....	115
TCQXX20A.....	116	TCQYO20A.....	114	TCQYRXS30A.....	119	TCQYXM25A.....	117	TCQZOM27ADP.....	115
TCQXX22A.....	116	TCQYO22A.....	114	TCQYRXS32A.....	119	TCQYXM26A.....	117	TCQZOM30A.....	115
TCQXX24A.....	116	TCQYO24A.....	114	TCQYRXS36A.....	119	TCQYXM27A.....	117	TCQZOM30ADP.....	115
TCQXX26A.....	116	TCQYO26A.....	114	TCQYRXSM15A.....	119	TCQYXM29A.....	117	TCQZOM32A.....	115



Product Code	Page #	Product Code	Page #	Product Code	Page #	Product Code	Page #	Product Code	Page #
TCQZOM32ADP	115	TCQZXM24A	117	TM-493	121	W40RC7BL	62	WS-1171YSC	191
TCQZOM34ADP	115	TCQZXM24ADP	117	TM-750LW	120	W40TC4	62	WS-1172BSC	187
TCQZOM36A	115	TCQZXM25A	117	TMAXS4.5E2	264	W40TC4B	62	WS-1172RSC	190
TCQZOM36ADP	115	TCQZXM26A	117	TMAXS4E2	264	W40TC4BL	62	WS-1172SCA	183
TCQZOM38ADP	115	TCQZXM27A	117	TMAXS5E2	264	W40X50PV	62	WS-1172YSC	191
TCQZOM41ADP	115	TCQZXM27ADP	117	TMAXS6E2	264	W55RC11	60	WS-1174BTA	187
TCQZOM46ADP	115	TCQZXM29A	117	TS38375	307	W55RC11B	60	WS-1174TA	183
TCQZOM50A	115	TCQZXM30A	117	TS38394	307	W55RC11BL	60	WS-1175	183
TCQZOM50ADP	115	TCQZXM30ADP	117	TS38437	307	W55RC11Y	60	WS-1176	183
TCQZOM55A	115	TCQZXM32A	117	TS38472	307	W55RC5BS	61	WS-1190BSC	187
TCQZOM55ADP	115	TCQZXM32ADP	117	TS38500	307	W55TC10	60	WS-1190SCA	183
TCQZOM60ADP	115	TCQZXM34A	117	TS38512	307	W55TC10B	60	WS-1191SC	183
TCQZOM65ADP	115	TCQZXM34ADP	117	TS38551	307	W55TC10BL	60	WS-12	216
TCQZOM70ADP	115	TCQZXM36A	117	TS38562	307	W55TC10Y	60	WS-12-12	318
TCQZSD24A	114	TCQZXM36ADP	117	TS38591	307	WB-ADJ	135	WS-12-8	318
TCQZSD24ADP	114	TCQZXM41ADP	117	TS38625	307	WB-ADJ-10PK	135	WS-14	218
TCQZSD32A	114	TCQZXM46ADP	117	TS38669	307	WB-ADJCORD	135	WS-14-11	369
TCQZ-X	119	TCQZXM50ADP	117	TS38687	307	WB-ADJCORD-10PK	135	WS-14-14RC	369
TCQZX26ADP	116	TCQZXM55ADP	117	TS38750	307	WB-ADJRET	135	WS-14-19RC	369
TCQZX30A	116	TCQZXM60ADP	117	TS50100	357	WB-ADJRET-10PK	135	WS-14-TH	144
TCQZX34A	116	TCRTWH104Y	119	TS50750	357	WB-L	135	WS-1605	209
TCQZX34ADP	116	TCRTWH120Y	119	TS50812	357	WB-L-10PK	135	WS-16-7H	399
TCQZX36A	116	TCRTWH36J	119	TS50875	357	WB-M	135	WS-16-8H	399
TCQZX36ADP	116	TCRTWH40H	119	TS50937	357	WB-M-10PK	135	WS-1705A	207
TCQZX38A	116	TCRTWH44J	119	TS51551	357	WB-S	135	WS-1710A	207
TCQZX38ADP	116	TCRTWH48Y	119	TS51591	357	WB-S-10PK	135	WS-2-13	316
TCQZX40A	116	TCRTWH52J	119	TS51625	357	WB-SLIM-L-10PK	135	WS-2-8	316
TCQZX40ADP	116	TCRTWH56Y	119	TS51669	357	WB-SLIM-M-10PK	135	WS-3510	212
TCQZX42A	116	TCRTWH60Y	119	TS51709	357	WB-SLIM-S-10PK	135	WS-4-11RC	366
TCQZX42ADP	116	TCRTWH64Y	119	TS51750	357	WBS2460C	58	WS-4-14	366
TCQZX44A	116	TCRTWH72Y	119	TS51827	357	WBS2460S	58	WS-4-19RC	366
TCQZX46A	116	TCRTWH80Y	119	TSCS3813	307	WG-3	606	WS-44	236
TCQZX46ADP	116	TCRTWH88Y	119	TSFS3807	307	WG-5	606	WS-45	235
TCQZX48A	116	TCRTWH96X	119	TSFS5005	357	WG-6	606	WS-45-TH	148
TCQZX48ADP	116	TCRTWHM16J	119	TSMS3809	307	WMSC-142	38	WS-46	235
TCQZX50A	116	THFSN25100	176	TSMSS107	357	WMSC-142TB	38	WS-46-TH	148
TCQZX50ADP	116	THFSNE3-22SM	167	TXQZOM32ADP	115	WMSC-344	31	WS-474	233
TCQZX52A	116	THTPMA25EM	176	VG20AL-45D9	696	WMSC-344TB	31	WS-476	233
TCQZX52ADP	116	THYA728A	176	VG20AL-60C6	696	WRS-1	435	WS-4-7RC	366
TCQZX54A	116	TLA28NM	103	VG20AL-60D7	696	WRST1	435	WS-483	233
TCQZX54ADP	116	TLPT4NM	103	VG20AL-60D9	696	WRST4	435	WS-4RWA	203
TCQZX56A	116	TLPT5NM	103	VG30AL-45D7	696	WRST8	435	WS-5	217
TCQZX56ADP	116	TLPT6NM	103	VG30AL-45D9	696	WS-1108SP	210	WS-6-10HA	396
TCQZX58A	116	TM-1000	120	VG30AL-60C6	696	WS-1113CA	210	WS-6-14HA	396
TCQZX58ADP	116	TM-1500	120	VG30AL-60D7	696	WS-1120NRC	204	WS-6-18TB	396
TCQZX60A	116	TM-2000	120	VG30AL-60D9	696	WS-1121NRC	204	WS-6-TH	140
TCQZX60ADP	116	TM-2500	120	VR-1ATTACHMD-10PK	177	WS-1122NRC	204	WS-7-19TB	413
TCQZX64A	116	TM-290	120	VR-2ATTACHMD-10PK	177	WS-1142PCA	210	WS-7707	213
TCQZX64ADP	116	TM-391	120	VR-ATTACHMD-10PK	177	WS-1164RC	202	WS-8707	215
TCQZX66A	116	TM-391RSD	121	VS20AL-609	704	WS-1168RC	202	WS-MID10	198
TCQZX66ADP	116	TM-392	120	VS20AL-727	704	WS-1168RCF	201	WS-SC11	184
TCQZX68A	116	TM-392RSD	121	W26RC7	63	WS-1168RCS	206	WSB-10HRC	289
TCQZX68ADP	116	TM-393	120	W26RC7B	63	WS-1170BSC	187	WSB-10RC	288
TCQZX70ADP	116	TM-393RSD	121	W26RC7BL	63	WS-1170RSC	190	WSB-12HF	269
TCQZX72A	116	TM-394	121	W26TC4	63	WS-1170SCA	183	WSB-12HFTB	269
TCQZX72ADP	116	TM-394RSD	121	W26TC4B	63	WS-1170YSC	191	WSB-13HRC	289
TCQZX76ADP	116	TM-395	121	W26TC4BL	63	WS-1171BSC	187	WSB-13RC	288
TCQZX80A	116	TM-395RSD	121	W40RC7	62	WS-1171RSC	190	WSB-15F	268
TCQZX80ADP	116	TM-492	121	W40RC7B	62	WS-1171SCA	183	WSB-15FTB	268

Product Code	Page #	Product Code	Page #	Product Code	Page #	Product Code	Page #
WSB-23F	268	WSC-41	42	WSS-18HF	327	WTHUNI15	132
WSB-23FTB	268	WSC-41TB	42	WSS-18HFTB	327	WTHUNI5	133
WSB-23HF	267	WSC-45-TH	18, 130	WSS-19F	326	WTHUNIRET1	134
WSB-23HFTB	267	WSC-595	27	WSS-19FTB	326	WTHUNIRET2	134
WSB-28F	267	WSC-595TB	27	WSS-22F	326	WTHWS1	135
WSB-28FTB	267	WSC-680	25	WSS-22FTB	326	WTHWSRET1	135
WSB-32F	266	WSC-680MM	25	WSS-23RC	340	X-110	406
WSB-32FTB	266	WSC-680SAE	25	WSS-30F	325	X-115	406
WSB-56F	265	WSC-680TB	25	WSS-30FTB	325	X-12100	407
WSB-56FTB	265	WSC-72-TH	17, 129	WSS-38F	325	X-1234	407
WSB-5XT	286	WSC-80	42	WSS-38FTB	325	X-1236	407
WSB-6ADPA	315	WSC-80TB	42	WSS-3XT	338	X-1240	407
WSB-7A	308	WSC-88	41	WSS-57F	324	X-1242	407
WSB-7U	291	WSC-88TB	41	WSS-57TB	324	X-1244	407
WSB-8HRC	289	WSC-95	41	WSS-810RC	342	X-1246	407
WSBB-7RC	309	WSC-95TB	41	WSS-814RC	347	X-1248	407
WSBCF-8	295	WSC-960	23	WSSCF-15	346	X-1252	407
WSBCO-10	293	WSC-960MM	23	WSSCF-7	346	X-1254	407
WSBCOM-10	293	WSC-960SAE	23	WSSCOE-7	344	X-1256	407
WSBD-13HRC	298	WSC-960TB	23	WSSD-11HRC	349	X-1258	407
WSBD-13RC	297	WSH-13	383	WSSD-11RC	347	X-1260	407
WSBD-7RC	291	WSH-13TB	383	WSSS-6LRC	359	X-1264	407
WSBD-9RC	297	WSH-16RC	389	WSSS-6RC	357	X-1268	407
WSBHMD-7	314	WSH-16TB	389	WSSSP-4RC	360	X-1270	407
WSBS-10RC	308	WSH-22	381	WSX-17	407	X-1272	407
WSBS-7LRC	310	WSH-22TB	381	WSX-20	405	X-1276	407
WSBSP-8RC	312	WSH-26RC	389	WSX-20TB	405	X-1280	407
WSC-102	40	WSH-29	381	WSX-21	404	X-1282	407
WSC-102TB	40	WSH-29TB	381	WSX-21TB	404	X-1284	407
WSC-116-TH	16, 128	WSH-43	378	WSX-28	404	X-1288	407
WSC-130	39	WSH-43TB	378	WSX-28TB	404	X-1294	407
WSC-130TB	39	WSHD-11HRC	393	WTC-11	466	X-1296	407
WSC-137	38	WSHKT-10	234	WTC-11-TH	164	X-20	406
WSC-137TB	38	WSM-11HRC	255	WTC-45	466	X-20B	406
WSC-1390	21	WSM-11TRC	261	WTC26RC7	58	X-20C	406
WSC-1390MM	21	WSM-13F	241	WTC346PEG	59	X-41C	406
WSC-1390SAE	21	WSM-13FTB	241	WTC346SR	59	X-41CB	406
WSC-1390TB	21	WSM-15HF	241	WTC346SY	59	X-41C-TH	159
WSC-167	37	WSM-15HFTB	241	WTC40RC7	58	X-51B	405
WSC-167TB	37	WSM-19HF	240	WTC496CARTR	59	X-51B-TH	159
WSC-172	36	WSM-19HFTB	240	WTC496CARTY	59	X-52	406
WSC-172TB	36	WSM-22F	240	WTC496PEG	59	X-52A1	406
WSC-173	35	WSM-22FTB	240	WTC496SR	59	X-52EHRK	405
WSC-173TB	35	WSM-26HF	239	WTC496SY	59	X-52H36	406
WSC-225-TH	15, 127	WSM-26HFTB	239	WTC55RC11	58	XFN-0810	218
WSC-231	34	WSM-38HF	239	WTHANCHOR	133	XFN-0810-TH	144
WSC-231TB	34	WSM-38HFTB	239	WTHCARA15	132	XFN-1214	218
WSC-238	33	WSM-4TRC	264	WTHCARA25	132	XFN-1214-TH	144
WSC-238TB	33	WSM-7HBA	262	WTHCARA30	132	XFN-1618	218
WSC-277	30	WSM-7RC	254	WTHL1	133	XFN-1618-TH	144
WSC-277TB	30	WSMB-29F	269	WTHL2	133	XFN-2022	218
WSC-27-TH	18, 130	WSMB-29FTB	269	WTHPRT	148	XFN-2022-TH	144
WSC-281	32	WSMD-10HRC	257	WTHRET1CLIPS	134	XFN-2432	218
WSC-281TB	32	WSMD-6RC	256	WTHRET2CLIPS	134	XFN-2432-TH	144
WSC-317	29	WSMS-9LRC	263	WTHSCAFFWLA	131	XFN-2836	218
WSC-317TB	29	WSS-14HRC	342	WTHSCAFFWMA	131	XFN-2836-TH	144
WSC-352	28	WSS-15F	327	WTHSCAFFWSA	131		
WSC-352TB	28	WSS-15FTB	327	WTHSCAFFWLA	131		
WSC-409-TH	14, 126	WSS-15RC	340	WTHUNI12	132		





1000V Tools (See Insulated Tools).....	615-644
1/4" Drive.....	239-264
3/8" Drive.....	265-323
1/2" Drive.....	324-378
3/4" Drive.....	379-380
1" Drive.....	404-413
1-1/2" Drive.....	414-416

## A

<b>Abrasive Air Tools</b>	
Accessories.....	698
Tools.....	686-698, 740-742
<b>Adapters, Hand</b>	
1/4" Drive.....	253
3/8" Drive.....	286-287
1/2" Drive.....	338-339
3/4" Drive.....	387-388
<b>Adapters, Impact</b>	
3/8" Drive.....	315
1/2" Drive.....	365
3/4" Drive.....	394
1" Drive.....	407-408
1-1/2" Drive.....	414
<b>Adjustable Wrenches</b>	
Combination / Pipe.....	220
Comfort Grip.....	225
Construction.....	226
ergo® Ergonomic Handle.....	220-221
Heavy Duty, Side Nut.....	223
Standard, Black Finish.....	220-224
Standard, Chrome Finish.....	220-224
Ratcheting.....	226
Non-Sparking.....	649
Tools@Height Tethered.....	146
Valve Persuader Handle.....	222
<b>Aerospace Air Tools.....</b>	<b>724-725</b>
<b>Air Engraving Pen.....</b>	<b>750</b>
<b>Anchor Straps.....</b>	<b>133</b>
<b>Assembly Air Tools</b>	
Accessories.....	685, 739
Tools.....	670-684, 733-739
<b>Auger Bits.....</b>	<b>578</b>
<b>Awl, Scratch.....</b>	<b>448</b>
<b>Axe, Pick, Non-Sparking.....</b>	<b>657</b>

## B

<b>Bandsaw Blades</b>	
Easy-Cut®.....	562

General Purpose.....	562
Portable Bandsaw Blades.....	561
Bimetal, Production Cutting.....	563
Carbide, Production Cutting.....	564
Pallet Dismantler.....	562
<b>Basin Wrench.....</b>	<b>478</b>
<b>Belts.....</b>	<b>83, 138, 604</b>
<b>Bits, Auger and Spade.....</b>	<b>578</b>
<b>Bolt Cutters.....</b>	<b>599</b>
<b>Bolt Thru Sockets</b>	
Bolt Thru Socket Set.....	282, 296
Bolt Thru Sockets.....	296
<b>Borescope.....</b>	<b>605</b>
<b>Bow Saws and Blades.....</b>	<b>556-557</b>
<b>Breaker Bars</b>	
1/4" Drive.....	252-253
3/8" Drive.....	286-287
1/2" Drive.....	337, 339
3/4" Drive.....	286
1" Drive.....	406
<b>Brush, Wire.....</b>	<b>578</b>
<b>Buckets, Tools@Height.....</b>	<b>139</b>
<b>Budd Wheel Sockets</b>	
3/4" Drive.....	395
1" Drive.....	409
<b>Bulk Storage Cage.....</b>	<b>58</b>
<b>Burrs, Rotary.....</b>	<b>595</b>

## C

<b>C-Clamps</b>	
C-Clamp, Copper Screw.....	473
C-Clamp, Heavy Service.....	474
C-Clamp, Standard Screw.....	473
C-Clamp, Tools@Height.....	165
C-Clamp, Hi-Visibility.....	473
<b>Cabinets (See Tool Storage)</b>	
<b>Calibration Systems, Torque</b>	
Multitest Calibration Systems.....	88-91
Multitest Motorized System.....	91
Suretest Calibration Systems.....	92-93
Test and Calibration Accessories.....	94
<b>Carts, Service.....</b>	<b>74</b>
<b>Chain Pipe Wrench.....</b>	<b>479</b>
<b>Chisels</b>	
Cape Chisels.....	494
Chisel Holder.....	492
Chisel & Punch Sets.....	489-493
Cold Chisels.....	492

Diamond Point Chisels.....	494
Extra Long Cold Chisels.....	494
Mason's.....	493
Non-Sparking.....	656-657
Rivet Buster.....	494
Round Nose Chisels.....	494
Slitting.....	493
Tools@Height.....	170-173
Wood.....	597
<b>Chisels, Tools@Height.....</b>	<b>170-172</b>
<b>Clamps</b>	
C-Clamps.....	473-474
L-Clamps.....	474
Quick-Clamps.....	475
Spring Clamps.....	475
<b>Clinch Nut Tools.....</b>	<b>718</b>
<b>Combination Wrenches.....</b>	<b>140-141, 182-206, 648</b>
<b>Computerq Electronic Torque Wrenches.....</b>	<b>99-101</b>
<b>Creepers and Seats</b>	
Adjustable Swivel Seat Creeper.....	603
Heavy-Duty Drop Shoulder.....	603
Mechanic's Seat Creeper.....	603
<b>Cut-Off Tool.....</b>	<b>750</b>
<b>Cutters</b>	
Bolt Cutters.....	599
Cable Cutters.....	466
Hose Cutters.....	482

## D

<b>Dial Torque Wrenches</b>	
Dial Type - Dual Scale.....	106
Dial Type - Single Scale Newton Meter.....	108
Dial Type - Single Scale SAE.....	107
Electronic.....	102
<b>Digital Multimeter.....</b>	<b>605</b>
<b>Digital Torque Testers</b>	
DTC Digital Torque Checker.....	97
DTT Digital Torque Testers.....	96
ETT Digital Torque Testers.....	97
Multitorq Torque and Data Collection System.....	95
<b>Drills, Air</b>	
Accessories.....	669, 732
D-Handle.....	667
Inline.....	732
Miniature Angle.....	665
Pistol Grip.....	662-663, 731
Right Angle.....	666, 732
Straight.....	664

T-Handle .....	667
Z-Handle.....	668
Drag Link Sockets 1/2" Drive .....	361
Drive Tools, Sockets, and Sets, Tools@Height.....	149-159
DTC Digital Torque Checker.....	97
DTT Digital Torque Testers.....	96

**E**

Electronic Torque Wrenches	
Computorq SG Electronic Torque Wrenches .....	99
Computorq 3 Electronic Torque Wrenches.....	100
Dial .....	102
Torque & Angle.....	101
ETT Digital Torque Testers .....	97
Extensions, Hand	
1/4" Drive .....	253-254
3/8" Drive .....	286-287
1/2" Drive .....	338-339
3/4" Drive .....	387-388
1" Drive.....	406
Extensions, Impact	
3/8" Drive .....	315
1/2" Drive .....	365
3/4" Drive .....	394
1" Drive.....	407
1-1/2" Drive.....	414-415
Eyebolts	
Plain Pattern.....	606
Shoulder Pattern .....	606

**F**

Feeler Gauge Sets.....	608
Feeler Gauge Sets, Tools@Height .....	605
Files	
Chain Saw .....	592-593
Engineering File Set.....	599
Farmer's Double Duty.....	488
File Cleaner .....	592
Filemaster.....	591
Flat.....	582
Flat Chisel Bit.....	587
Half Round.....	583
Hand.....	581
Handles .....	593-594
Homeowner's .....	580
Lathe.....	581
Mill File.....	581-583

Mill Saws.....	587
Needle .....	586-587
Needle File Sets.....	580
Plastic Cut.....	583
Round .....	585
Round Chain Saw.....	592
Saw.....	588, 590
Slim Taper.....	589
Square .....	584
Taper Saw .....	588
Three Square .....	584
Tools@Height.....	174
Warding.....	582
Files, Tools@Height.....	174
Finishing Air Tools	
Accessories.....	706-708, 745
Tools .....	699-708, 743-745
Flange Jacks .....	478
Flashlight.....	612
Flashlight, Tools@Height.....	176
Flexextensions	
3/8" Drive .....	311-312
1/2" Drive .....	362-364
Frac Pump Wrench .....	231

**G**

Gasket Scrapers.....	596
Gear Pullers (See Pullers, Gear).....	500-511
Grease Gun .....	176
Grinders, Air	
Extended Die .....	690
High Torque Die .....	687
Horizontal Grinders.....	697
Right Angle Die .....	691, 742
Right Angle Extended Die .....	692-693
Right Angle Type 27 Wheel.....	694-695
Straight Die .....	687-689, 741
Vertical Type 27 Wheel .....	696
Vertical Type 6 & 11 Wheel.....	696

**H**

Hacksaws	
Hacksaw Frames .....	558-559
Hand Hacksaw Blades .....	560
Mini Hacksaws.....	559
Rodsaw Hacksaw Blades.....	560
Tools@Height.....	173
Tungsten Carbide Hacksaw Blade .....	560

Hacksaws, Tools@Height.....	173
Hammer Wrenches 6-Point .....	232
Hammers	
Air .....	711, 747
Brass .....	167, 486
Ball Pein .....	167, 484-485
Claw .....	167, 485
Cross Pein.....	485
Dead Blow.....	484
Ergo .....	486
Drilling.....	167, 485
Non-Sparking .....	654-655
Power Drive.....	167, 484
Sledge .....	488
Soft Face .....	486-488
Soft Face Hammer Kit.....	486
Soft Face Hammer Tips .....	486-488
Tools@Height.....	167-168
Hammers, Tools@Height.....	167-168
Handsaws	
Backsaw .....	551
Bowsaws & Blades.....	556-557
Compass Saw .....	553
Coping Saw .....	555
Dovetail .....	551
Drywall Saw .....	553
Folding Saw.....	548
General Purpose Saw .....	548-550
Japanese Style Pull Saws .....	548
Laminator .....	554
Laplander Folding Saw.....	548
Plaster .....	555
Polystyrene.....	554
Stradivarius Musical Saw.....	555
Timber.....	554
Toolbox Saw .....	548, 550
Tools@Height.....	172
Veneer Saw .....	552
Handsaws, Tools@Height .....	172
Holesaw Accessories.....	568, 572
Holesaws	
Accessories.....	568, 572
Bi-Metal Holesaws .....	571
Carbide-Tipped Holesaws .....	570
Holesaw Sets .....	566-568
Superior Holesaws .....	568-569
Holsters, Tools@Height.....	136
Hydraulics	
Aluminum Cylinders.....	518

Bottle Jacks.....	538-539	Hacksaw Frames.....	642	Electrical Maintenance Service Set.....	37	
Couplers.....	543	Hex Keys.....	638	General Industrial Repair Set.....	41	
Double-Acting Cylinders.....	516-517	Knives.....	643	General Maintenance Set.....	33	
Fittings.....	542-544	Nutdrivers.....	628	General Service Set.....	42	
Flat Body Cylinders and Kits.....	519-520	Offset Box Wrenches.....	635	Heavy Maintenance Service Set.....	36	
Flow Control Valves.....	544	Open End Wrenches.....	636	Industrial Plumbing & Pipefitting Tool Set.....	38	
Gauges.....	542	Pliers.....	629	Intermediate Maintenance Service Set.....	35	
Hollow Hole Cylinders.....	521	Ratcheting Screwdriver Sets.....	624	Intermediate Technician Tool Set.....	29	
Hoses.....	542	Scissors.....	643	Maintenance Tool Sets (General).....	34, 39	
Lock Nut Cylinders.....	517	Screwdrivers and Sets.....	620-628	Mammoth Tool Set.....	20-21	
Low Profile Cylinders.....	524	Sets.....	618-619	Master Maintenance Service Set.....	28	
Manifolds.....	544	T-Handle Socket Wrenches.....	638	Maxxum Tool Set.....	24-25	
Maintenance Kits.....	541	Tweezers.....	643	Mega Tool Set.....	22-23	
Mini Bottle Jacks.....	538	<b>Interchangeable Torque Heads</b>		Metric Heavy Equipment Service Set.....	44	
Presses.....	537	Adaptors.....	119	Metric Maintenance Service Set.....	43	
Pull Cylinders.....	522	Box End.....	116-118	Monster Tool Set.....	26-27	
Pumps, Air.....	528-529	Fixed Square Drive.....	114	Oilfield Service Set.....	40	
Pumps, Electric.....	530-531	Flare Nut.....	118-119	Petroleum Oilfield Service Set (142 Piece).....	38	
Pumps, Gas.....	535	Open End.....	114-115	Petroleum Oilfield Service Set (265 Piece).....	32	
Pumps, Hand.....	525-527	Ratcheting Square Drive.....	114	Petroleum Oilfield Service Set (274 Piece).....	31	
Single Acting Cylinders.....	514-515	Ratcheting Flare Nut.....	118	Tools@Height Master Sets.....	14-18, 126-130	
Spreaders.....	540	Ratchet Wrench.....	117	Trade Sets.....	19, 546-547	
Threaded Hole Cylinders.....	523				<b>Master Sets, Metric</b>	
Toe Jacks.....	539				Mammoth Tool Set, Metric.....	20-21
<b>J</b>						
Job Site Boxes.....						75
<b>K</b>						
Keyless Tool Control.....						58
Knives, Safety.....						612
Knives, Utility.....						610-612
<b>L</b>						
L-Clamps.....						474
Lanyards & Tethers.....						132-135
Levels						
Tools@Height.....						176
Torpedo.....						602
Light, Work.....						613
Long Tape Measure.....						602
<b>M</b>						
<b>Master Sets</b>						
Advanced Maintenance Service Set.....						30
Basic Electrical Repair Set.....						41
Basic Machine Repair Set.....						40
Basic Service Set.....						42
Electrical Maintenance Service Set.....						37
General Industrial Repair Set.....						41
General Maintenance Set.....						33
General Service Set.....						42
Heavy Maintenance Service Set.....						36
Industrial Plumbing & Pipefitting Tool Set.....						38
Intermediate Maintenance Service Set.....						35
Intermediate Technician Tool Set.....						29
Maintenance Tool Sets (General).....						34, 39
Mammoth Tool Set.....						20-21
Master Maintenance Service Set.....						28
Maxxum Tool Set.....						24-25
Mega Tool Set.....						22-23
Metric Heavy Equipment Service Set.....						44
Metric Maintenance Service Set.....						43
Monster Tool Set.....						26-27
Oilfield Service Set.....						40
Petroleum Oilfield Service Set (142 Piece).....						38
Petroleum Oilfield Service Set (265 Piece).....						32
Petroleum Oilfield Service Set (274 Piece).....						31
Tools@Height Master Sets.....						14-18, 126-130
Trade Sets.....						19, 546-547
<b>Master Sets, Metric</b>						
Mammoth Tool Set, Metric.....						20-21
Maxxum Tool Set, Metric.....						24-25
Mega Tool Set, Metric.....						22-23
Metric Heavy Equipment Service Set.....						44
Metric Maintenance Service Set.....						43
<b>Master Sets, Tools@Height</b>						
Tools@Height Master Maintenance Tool Set.....						14, 126
Tools@Height Intermediate Maintenance Service Set.....						15, 127
Tools@Height General Maintenance Service Set.....						16, 128
Tools@Height Basic Maintenance Service Set.....						17, 129
Tools@Height Basic Starter Plus Set.....						18, 130
Tools@Height Basic Starter Set.....						18, 130
Material Removal Tool, Air.....						697
<b>Mechanical Torque Testers</b>						
Comparator.....						96
<b>Micrometer Adjustable Torque Wrenches</b>						
Comfort Grip.....						109
Interchangeable Head.....						113
Metal Handle Dual Scale.....						111
Metal Handle Flex-Head.....						112
Metal Handle Newton Meter.....						110
Quick Set Split Beam.....						112
Mirrors, Inspection.....						614

Modular Industrial Storage .....	50-57
Multimeter, Digital .....	605
Multi-Tools.....	609
Multipliers, Torque	
Torque Multipliers - Plate Reaction.....	121
Torque Multipliers with Handles .....	120
MULTITORQ Digital Torque Testers .....	95

**N**

Nail Puller.....	498
Nibblers & Shears , Air .....	722
Nut Drivers.....	445-456
Nutrunners, Air.....	679
Non-Sparking Tools	
Adjustable Wrenches .....	649
Chisel .....	656-657
Combination Wrenches .....	648
Double Open End Wrench.....	649
Hammer.....	654-655
Hex Keys .....	650
Long Valve Wrench.....	654
Offset Box End Wrench.....	649
Pick Axe.....	657
Pipe Wrench.....	658
Pliers .....	652-654
Prybar .....	656
Puller .....	658
Punches.....	657
Screwdrivers .....	650-651
Shovel.....	657
Wedge .....	656

**P**

Pen, Air Engraving.....	750
Percussive Air Tools	
Accessories.....	712-714, 748
Tools .....	709-714, 746-748
Pick-Up Tools .....	603, 613
Pick-Up Tool, Tools@Height.....	175
Pinch Bars & Sets .....	497-498
Pipe Tools	
Chain Pipe Tongs.....	479
Flange Jacks .....	478
Nipple Remover & Installer Kit.....	482
Pipe Chain Wrenches .....	479
Pipe Tong Replacement Jaw Sets.....	479
Pipe Wrenches, Aluminum.....	476-477

Pipe Wrenches, Cast Iron.....	476-477
Pipe Wrenches, Non-Sparking .....	658
Strap Wrench.....	478
Tools@Height.....	166
Tube Bender .....	481
Tubing Cutters and Wheels.....	480
Tubing Flaring Tools .....	481
Pliers & Pipe Wrench.....	454

## Pipe Wrenches

Aluminum .....	476-477
Cast Iron.....	476-477
Non-Sparking .....	658
Tools@Height.....	166
Pistol Grip Drills, Air .....	731

## Pliers

Adjustable Joint .....	452-453
Alligator .....	452
Chain Nose .....	461-462
Combination Slip-Joint .....	454
Diagonal Cutting.....	457-459
Duck Bill.....	463
Electrical.....	464-465
End Cutting Nippers.....	459
Groove Joint Pliers.....	453
Heavy Duty Snap Ring & Tips .....	471
Insulated .....	629-633
Lineman's Pliers.....	455-456
Lock Ring .....	472
Locking Pliers.....	468
Locking Pliers, Comfort Grip .....	467
Long Nose .....	460-463
Needle Nose .....	460-463
Non-Sparking .....	652-654
Nose Pliers.....	460-463
Nut Gripping Pliers .....	455
Pliers & Pipe Wrench.....	454
Sets .....	450-451
Side Cutters .....	458-460
Side Cutting Combination Pliers .....	453
Slip Joint Pliers .....	454
Snap (Retaining) Ring Pliers .....	468-472
Tools@Height.....	162-165
Utility Superjoint .....	453
Water Pump .....	452-454
Wire Strippers .....	463
Wire Twister .....	466
Pliers, Tools@Height.....	162-165
Portable Bandsaw Blades .....	561
Pouches, Tools@Height .....	137

Polishers, Air.....	705
Power Flexextensions	
3/8" Drive .....	313-314
1/2" Drive .....	362-364

## Power Tools, Air, Sioux Industrial

Abrasive Accessories.....	698
Abrasive Air Tools.....	686
Aerospace Air Tools .....	724-725
Assembly Accessories .....	685
Assembly Air Tools.....	670
Cinch Nut Tools.....	718
Drill Accessories.....	669
Drills .....	662-668
Finishing Air Tools.....	699
Finishing Accessories .....	706-708
General Accessories .....	728-729
Grinders.....	687-697
Hammers, Air .....	711
Impact Drivers.....	684
Impact Wrenches .....	682-683
Nibblers & Shears .....	722
Nutrunners .....	679
Percussive Accessories.....	712-714
Percussive Air Tools.....	709
Polishers.....	705
Ratchet Wrenches.....	680
Rivet Shavers .....	719
Routers .....	716
Sanders .....	700-704
Saws & Cutoff Tools.....	720-721
Scalers.....	710-711
Screwdrivers .....	674-678
Skin Clamp Runners .....	720
Specialty Accessories.....	726-727
Specialty Air Tools.....	715
Tappers .....	719

## Power Tools, Air, Sioux Force

3/8" Impact Wrenches .....	735-736
1/2" Impact Wrenches .....	736-737
3/4" Impact Wrenches .....	738
1" Impact Wrenches.....	738-739
Abrasive Air Tools.....	740
Air Engraving Pen.....	750
Assembly Air Tools.....	733
Assembly Accessories .....	739
Cut-Off Tool.....	750
Drill Accessories.....	732
Drills.....	730
Finishing Accessories .....	745



Finishing Air Tools.....	743
General Accessories.....	751-752
Hammers, Air.....	747
Inline Drills.....	732
Percussive Accessories.....	748
Percussive Air Tools.....	746
Pistol Grip Drills.....	731
Ratchet Wrenches.....	734
Reciprocating Air Saw.....	750
Right Angle Die Grinders.....	742
Right Angle Drills.....	732
Sanders.....	744
Scalers.....	747
Specialty Air Tools.....	749
Straight Die Grinders.....	741
Pre-Set Interchangeable Head Torque Wrenches.....	113
Pre-Set Torque Screwdrivers.....	104
<b>Prybars</b>	
Comfort Grip Handle.....	497-498
Lightweight Prybars.....	497
Ladyfoot.....	498
Non-Sparking.....	655
Pinch Bars.....	497
Roll Bars.....	497-498
Tools@Height.....	169
<b>Pullers, Gear</b>	
Blind Hole Puller Sets.....	505
Collets.....	509-510
Hydraulic Pullers.....	528
Manual Master Gear Set.....	502
Non-Sparking.....	658
Pipe Nipple Remover/ Installer.....	482
Pressure Screw Points.....	511
Puller Accessories.....	511
Puller Sets, Gear.....	502-503
Pulling Plate.....	511
Replacement Parts.....	511
Slide Hammer.....	503
Stud Puller Housing.....	510
Stud Remover / Installer Set.....	510
Two / Three Jaw Pullers.....	502-507
<b>Punches</b>	
Brass.....	496
Center.....	496
Chisel Sets.....	490
Long Taper.....	496
Non-Sparking.....	657
Pilot.....	495
Pin.....	495

Prick.....	496
Punch and Chisel Holder.....	492
Punch and Chisels Sets.....	489-493
Punch Sets.....	491-493
Solid.....	495
Tools@Height.....	170-172
Punches, Tools@Height.....	170-172
Putty Knife.....	600

## R

Rasps.....	590-591
Ratcheting Adjustable Wrenches.....	226
<b>Ratchet</b>	
1/4" Drive Black Narrow Head.....	252
1/4" Drive Chrome Flex Head.....	252
1/4" Drive Chrome Narrow Head.....	252-253
1/4" Drive Ratchet Wrench.....	253
3/8" Drive Black Narrow Head.....	285
3/8" Drive Black Round Head.....	285
3/8" Drive Chrome Flex Head.....	285
3/8" Drive Chrome Narrow Head.....	285, 287
3/8" Drive Chrome Round Head.....	285
3/8" Drive Spinner Disk.....	286
1/2" Drive Black Construction.....	337
1/2" Drive Black Narrow Head.....	336
1/2" Drive Black Round Head.....	336
1/2" Drive Chrome Flex Head.....	336
1/2" Drive Chrome Narrow Head.....	336
1/2" Drive Chrome Round Head.....	336
1/2" Drive Chrome Round Head Lineman's.....	336
1/2" Drive Spinner Disk.....	338
3/4" Drive Black Reversible.....	386
3/4" Drive Chrome Reversible.....	386
1" Drive Chrome.....	406
Ratchet Wrenches.....	680, 734
Reciprocating Air Saw.....	750
<b>Reciprocating Sawblades</b>	
Bi-Metal Blades.....	574-477
Carbide Grit Blades.....	576
Carbide Tipped.....	576
Car Body.....	577
Demolition.....	575
Fire & Rescue.....	575
Heavy-Duty Metal Cutting.....	577
Pallet Cutting.....	577
Reciprocating Sawblade Set.....	577
Wood Cutting Blades.....	576
<b>Ret Rings®</b>	
3/4" Drive.....	395

1" Drive.....	408
1-1/2" Drive.....	414
Right Angle Die Grinders, Air.....	742
Right Angle Drills, Air.....	732
Rivet Shavers, Air.....	719
Roll Cabinets (See Tool Storage)	
Routers, Air.....	716
Rotary Burrs.....	595
Rulers.....	602

## S

Safe Buckets, Tools@Height.....	139
Safety Glasses.....	600
<b>Sanders, Air</b>	
Random Orbital.....	700, 702
Orbital Jitterbug.....	701
Geared Orbital.....	701
Pistol Grip.....	702
Right Angle.....	703
Vertical.....	704
Saw, Reciprocating Air.....	750
Saws & Cutoff Tools, Air.....	720-721
Scalers, Air.....	710-711, 747
<b>Scrapers</b>	
Cabinet Scrapers.....	597
Carbide Scrapers and Blades.....	598
Gasket Scrapers.....	598
Tools@Height.....	173
Scratch Awl.....	448
Screw Extractors and Sets.....	608
<b>Screwdrivers, Air</b>	
Adjustable Clutch Inline.....	677
Positive Clutch Inline.....	675
Positive Clutch Pistol Grip.....	674
Right Angle.....	678
Stall Inline.....	676
Stall Pistol Grip.....	675
T-Handle.....	674
Torque Control.....	677
Z-Handle.....	678
<b>Screwdrivers and Sets</b>	
Sets, Bit Sets.....	447-448
Sets, Combination.....	420-433
Sets, Comfort Grip.....	431-433
Sets, ergo® Handle.....	420-423
Sets, Interchangeable Blade.....	418
Sets, Precision.....	419
Sets, Premium Handle.....	423-425

Bit Holder — 1/4" Hex.....	435	1/4" Drive Hex Bit .....	261-264	3/4" Drive Tools@Height.....	158-159
Cabinet.....	437-439	1/4" Drive Long Hex Bit .....	263	1" Drive Combination Socket and Drive Tool Sets.....	404-405
Hex Shank Screwdriver Bits.....	447-448	1/4" Drive Stubby Hex Bit.....	264	1" Drive Shallow.....	407
Insulated.....	620-628	1/4" Drive Phillips®.....	264	1" Drive Tools@Height.....	159
Magnetizer / Demagnetizer .....	445	1/4" Drive Slotted.....	264	Sockets and Sets, Impact	
Non-Sparking .....	650-651	1/4" Drive Shallow .....	254-256, 258-260	3/8" Drive Deep .....	318-319, 322-323
Nutdrivers.....	445-446	1/4" Drive Tools@Height .....	150-151	3/8" Drive Hex Bit .....	321
Nutdrivers, Insulated.....	628	1/4" Drive Torx® Bit .....	264	3/8" Drive Shallow .....	316-317, 319-320
Offset.....	444	3/8" Drive Combination Socket and Drive Tool Sets .....	265-284	3/8" Drive TURBOSOCKET®.....	307
Phillips®.....	440-441	3/8" Drive Ball Hex Bit .....	309, 311	3/8" Drive Universal Flex .....	312, 316
Pozidriv®.....	442	3/8" Drive Bolt Thru Socket Set.....	282, 296	1/2" Drive Deep .....	369-371, 375-377
Ratcheting Magnetic.....	434-435	3/8" Drive Bolt Thru Sockets .....	296	1/2" Drive Hex Bit .....	378
Robertson® Screwdrivers.....	444	3/8" Drive Flare Nut Crowfoot Wrenches.....	295	1/2" Drive Shallow .....	368-378, 372-373
Screwdrivers, Tools@Height .....	160-161	3/8" Drive Deep .....	297-299, 304-306	1/2" Drive TURBOSOCKET®.....	357
Slim Blade, Insulated .....	621, 626-627	3/8" Drive Hex Bit .....	308-309	1/2" Drive Universal Flex .....	368, 371
Slotted .....	436-439	3/8" Hex Driver.....	322	3/4" Drive Budd Wheel Deep Length 6-pt.....	395
Tools@Height.....	160-161	3/8" Drive Long Hex Bit .....	311	3/4" Drive Deep .....	399
Torx®.....	442-443	3/8" Drive Magnetic Hex Bit Holder .....	287	3/4" Drive Hex Drivers .....	402-403
Screwdrivers, Tools@Height.....	160-161	3/8" Drive Open End Crowfoot Wrenches .....	293	3/4" Drive Shallow .....	396-398
Screwdrivers, Torque		3/8" Drive Pentasocket .....	291	1" Drive Budd Wheel.....	409
Bahco Fixed Setting for CNC Cutting Tools.....	105	3/8" Drive Phillips® Bit.....	312	1" Drive Deep.....	412
T-Handle Fixed.....	103	3/8" Drive Shallow .....	288-291, 300-303	1" Drive Shallow.....	409-411, 413
T-Handle Adjustable .....	103	3/8" Drive Slotted Bit.....	312	1-1/2" Drive Shallow .....	415-416
Torky Torque Screwdrivers.....	105	3/8" Drive Spark Plug.....	299	Sockets, Drive Tools, and Sets, Tools@Height.....	149-159
TorqControl T-Handle Adjustable.....	103	3/8" Drive Tamper-Resistant Torx® Bit.....	311	Spade Bits.....	578
Torque Screwdrivers - Micro-Adjustable .....	104	3/8" Drive Tools@Height .....	151-153	Specialty Air Tools	
Torque Screwdrivers - Single Setting .....	104	3/8" Drive Torx® Bit .....	311	Accessories.....	726-727
Service Carts.....	74	3/8" Drive Turbosockets.....	307	Tools .....	715-727, 749-750
Sets, See Master Tool Sets		3/8" Drive Universal.....	291-292	Speeders	
Set-up Wedges .....	606	1/2" Drive Combination Socket and Drive Tool Sets .....	324-335, 339	1/4" Drive Chrome .....	252
Shears & Nibblers, Air .....	722	1/2" Drive Flare Nut Crowfoot Wrenches.....	346	3/8" Drive Chrome .....	286
Shovel, Non-Sparking .....	657	1/2" Drive Open End Crowfoot Wrenches .....	344-345	1/2" Drive Chrome .....	337
Single Setting Interchangeable Head Torque Wrenches .....	113	1/2" Drive Deep .....	347-350, 354-356	Spinner Handle	
Skin Clamp Runners, Air.....	720	1/2" Drive Drag Link .....	361	1/4" Drive .....	252-253
Slugging Wrenches and Retainers .....	148	1/2" Drive Hex Drivers.....	364	3/8" Drive .....	287
Snips		1/2" Drive Hex Bit .....	357-358	Straight Die Grinders, Air .....	741
Aviation Snips .....	598	1/2" Drive Long Hex Bit .....	358	Striking Wrenches and Retainers .....	148, 230-232
Bulldog Aviation Snip.....	598	1/2" Drive Pentasocket .....	361	Stud Remover.....	338
Long Nose Aviation Snip.....	598	1/2" Drive Phillips® Bit.....	360-361		
Multi-Purpose Snip.....	599	1/2" Drive Shallow .....	340-347, 351-355	<b>T</b>	
Offset Aviation Snip .....	598	1/2" Drive Slotted Bit.....	360	T-Handles	
Straight Pattern Tin Snips .....	599	1/2" Drive Tools@Height .....	154-157	1/4" Drive Chrome .....	253
Square.....	602	1/2" Drive Torx® Bit .....	360	3/8" Drive Chrome .....	286-287
Sockets and Sets, Hand		1/2" Drive Turbosockets.....	357	1/2" Drive Chrome .....	337
1/4" Drive Combination Socket and Drive Tool Sets.....	238-239, 254	3/4" Drive Combination Socket and Drive Tool Sets .....	378-385	3/4" Drive Black .....	386
1/4" Drive Ball Hex Bit .....	262	3/4" Drive Deep .....	393	3/4" Drive Chrome .....	386
1/4" Drive Deep .....	256-258, 260-261	3/4" Drive Shallow .....	389-392	1" Drive Chrome.....	406

1-1/2" Drive Black.....	414	Box End Wrenches.....	143-144	Heat Shrink Wrap.....	178
Tape Measure.....	601-602	C-Clamps.....	165	Holsters.....	136
Tape Measure, Tools@Height.....	176	Click Type Torque Wrench.....	148	Inspection Pouch.....	137
Tappers.....	719	Combination Wrenches.....	140-141	Lanyards.....	132-133
Tethers & Lanyards.....	132-135	Construction Adjustable Wrench.....	146	Micro D-Ring.....	178
Tool Belts and Pouches.....	138	Construction, Single Head Wrenches.....	146	Pullaway Wristbands.....	135
Tool Control Systems		Feeler Gauges.....	175	Quick Rings.....	178
Bulk Storage Cage.....	58	Files.....	174	Quick Spins.....	177
Keyless Tool Control Roll Cabinet.....	58	Flare Nut Wrenches.....	144-145	Quick Wrap Tape.....	178
Visual Control Cabinet.....	59	Flashlight.....	176	Retractable Tethers.....	134
Tool Holsters.....	136	Grease Gun.....	176	Safe Buckets.....	139
Tool Sets, Master (See Master Sets)		Hacksaw Frames.....	173	Small Parts Pouch.....	137
Tool Sets, Tools@Height.....	14-18, 126-130	Hammers.....	167, 168	Tool Cinch Attachments.....	177
Tool Storage Solutions		Hex Drivers, T-Handle.....	147	Tool Holsters.....	136
Accessories.....	86	Hex Key Sets, Folding.....	148	Tool Pouches.....	137
Cart, Visual Control Cabinet.....	59	Inspection Mirror.....	176	Utility Belts.....	138
Commercial Series Tool Storage.....	68-72	Level.....	176	Utility Pouch.....	137
Hand Carry, Canvas.....	80-81	Nutdrivers.....	161	Wristbands.....	135
Hand Carry, Metal.....	77-78	Open-End Wrenches.....	143	Tools@Height, Master Sets	
Hardwood Work Surfaces for Roll Cabinets.....	73	Pick-up Tool.....	175	Tools@Height Master	
Heavy-Duty Road Boxes.....	76	Pipe Wrenches.....	166	Maintenance Tool Set.....	14, 126
Heavy-Duty Service Cart.....	74	Pliers.....	162-165	Tools@Height Intermediate	
Heavy-Industrial Series Tool Storage.....	64-67	Prybars.....	169	Maintenance Service Set.....	15, 127
Job Site Boxes.....	75	Punches & Chisels.....	170-172	Tools@Height General	
Modular Industrial Storage.....	50-57	Ratcheting Box Wrenches.....	144	Maintenance Service Set.....	16, 128
Plastic Tool Boxes.....	79	Ratcheting Combination Wrenches.....	142	Tools@Height Basic	
Pouches.....	82-83, 85, 604	Saws.....	172-173	Maintenance Service Set.....	17, 129
Professional Series Tool Storage.....	60-63	Scraper.....	173	Tools@Height Basic Starter Plus Set.....	18, 130
Road Boxes.....	76	Screwdrivers.....	160-161	Tools@Height Basic Starter Set.....	18, 130
Roll Cabinets.....	58-73	Service Wrenches.....	145	Scaffold Building Kit.....	131
Roll Cabinet with Bulk Storage.....	61	Sledge Hammers.....	168	Torque and Data Collection Systems, Multitorq.....	95
Roll Cabinet with Hardwood Top.....	65	Slugging Wrench Retainers.....	148	Torque Calibration Systems	
Service Carts.....	74	Snips, Aviation.....	175	Multitest Calibration Systems.....	88-91
Side Cabinets.....	73	Spanner Wrenches, Adjustable Face.....	147	Multitest Motorized System.....	91
Socket Rails & Clips.....	84-85	Spanner Wrenches, Adjustable Hook.....	147	Suretest Calibration Systems.....	92-93
Socket Set Toolboxes.....	84	Spanner Wrenches, Adjustable Pin.....	146	Test and Calibration Accessories.....	94
Tool Control Systems.....	58-59	Structural Wrenches, Single Head.....	146	Torque Multipliers	
Top Chests.....	60-72	Tape Measure.....	176	Replacement Square Drives.....	121
Tool Organizers.....	81	Wire Tools.....	164-165	Torque Multipliers - Plate Reaction.....	121
Tool Storage Combinations.....	60-72	Tools@Height Tethers, Lanyards, and Attachment Points		Torque Multipliers with Handles.....	120
Tote Bags.....	79-81, 84	Adjustable Wristbands.....	134	Torque Screwdrivers	
Workbench.....	76	Anchor Straps.....	133	Bahco Fixed Setting for CNC Cutting Tools.....	105
Tools@Height Hand Tools		Belt Loops.....	138	T-Handle Fixed.....	103
1" Drive Sockets and Drive Tools.....	159	Coil Tethers.....	134	T-Handle Adjustable.....	103
1/2" Drive Sockets and Drive Tools.....	154-156	Comfort Tool Belts.....	138	Torky Torque Screwdrivers.....	105
1/4" Drive Sockets and Drive Tools.....	149-150	D-Rings.....	177	TorqControl T-Handle Adjustable.....	103
3/4" Drive Sockets and Drive Tools.....	158-159	D-Ring Cord.....	178	Torque Screwdrivers - Micro-Adjustable.....	104
3/8" Drive Sockets and Drive Tools.....	151-153	Extra Deep Safe Buckets.....	139	Torque Screwdrivers - Single Setting.....	104
Adjustable Wrenches.....	146	Hard Body Safe Bucket Insert.....	139	Torque Testers, Digital DTT.....	96

Torque Testers, DTC Digital Torque Checker .....	97
Torque Testers, Mechanical Comparator .....	96
Torque Wrenches, Dial	
Dial Type - Dual Scale .....	106
Dial Type - Single Scale Newton Meter .....	108
Dial Type - Single Scale SAE .....	107
Torque Wrenches, Electronic	
Computorq 3 Electronic Torque Wrenches .....	100
Computorq SG Industrial Electronic Torque Wrenches .....	99
Dial .....	102
Torque & Angle .....	101
Torque Wrenches, Micrometer Adjustable	
Comfort Grip .....	109
Interchangeable Head .....	113
Metal Handle Dual Scale .....	111
Metal Handle Flex-Head .....	112
Metal Handle Newton Meter .....	110
Quick Set Split Beam .....	112
Tools@Height Tethered .....	148
Torque Wrenches, Single Setting (Pre-Set)	
Interchangeable Head .....	113
Torque, Interchangeable Heads	
Adaptors .....	119
Box End .....	116-118
Fixed Square Drive .....	114
Flare Nut .....	118-119
Open End .....	114-115
Ratcheting Square Drive .....	114
Ratcheting Flare Nut .....	119
Ratchet Wrench .....	117

## U

Universal Joints, Hand	
1/4" Drive Chrome .....	253-254
3/8" Drive Chrome .....	286-287
1/2" Drive Chrome .....	338-339
3/4" Drive Chrome .....	387-388
Universal Joints, Impact	
3/8" Drive .....	315
1/2" Drive .....	365
3/4" Drive .....	394
1" Drive .....	407-408
1-1/2" Drive .....	414
Utility Knives and Blades .....	610-611
Utility Tool Sets	
Mini Pick and Hook Set .....	603
Scraper and Pick Set .....	603

## V

Visual Control Cabinet .....	59
------------------------------	----

## W

### Wedges

Set-up .....	606
Non-sparking .....	656
Wire Brush .....	578
Wire Strippers .....	464-465
Wood Chisels .....	597
Worklight .....	613

### Wrenches and Sets

30° Service Wrench .....	212
Adjustable — see Adjustable Wrenches .....	220-226
Basin Wrench .....	478
Box End, Double Head .....	213-215
Box End, Offset, Non-Sparking .....	649
Chain Pipe Wrench .....	479
Combination, Black Industrial Finish .....	186-187
Combination, Flex-Head, 12-pt. ....	200
Combination, High Polish Finish .....	182-183, 188-189, 192-193
Combination, HI-VIS Red, 12-pt. ....	190
Combination, HI-VIS Yellow, 12-pt. ....	191
Combination, Miniature .....	198
Combination, Non-Sparking .....	648
Combination, Offset, 12-pt. ....	196-197
Combination, Ratcheting, 12-pt. ....	202-206
Combination, Ratcheting, Flex-Head, 12-pt. ....	201
Combination, Ratcheting, Stubby, 12-pt. ....	206
Combination, Satin Finish .....	185, 194-195
Combination, Short .....	198
Combination, Stubby, 12-pt. ....	199
Combination, Supercombo®, Black Finish, 12-pt. ....	186-187
Combination, Supercombo®, Chrome Finish, 6-pt. ....	184
Combination, Supercombo®, Chrome Finish, 12-pt. ....	182-183, 188-189
Construction, Adjustable .....	226
Construction, Single Head .....	226-227
Flare Nut, Double Head, Chrome .....	218-219
Flare Nut, Ratcheting .....	218
Flex Head, Double Box .....	200
Frac Pump .....	231
Hammer Wrenches 6-Point .....	232
Hex Keys .....	234-236
Hex Key Sets .....	236
Hex Key Sets, T-Handle .....	235

Hex Key Sets, Folding .....	235
Hex Keys, Non-Sparking .....	650
Long Valve, Non-Sparking .....	654
Open End, Double Angle Head, Chrome .....	208
Open End, Double Head, Chrome .....	207
Open End, Double Head, Miniature .....	210-211
Open End, Double Head, Non-sparking .....	649
Open End, Double Head, Short .....	209
Pipe, Aluminum .....	476
Pipe, Cast Iron .....	477
Ratcheting Box End, Double Head, Offset .....	217
Ratcheting Box End, Double Head, Straight .....	216-217
Ratcheting Box End, Single Head, Straight .....	215-216
Ratcheting Flare Nut, Single Head .....	218
Service, 30° Angle Head .....	212
Spanner, Adjustable Face .....	233
Spanner, Adjustable Hook .....	233
Spanner, Adjustable Pin .....	233
Strap .....	478
Striking Face, Offset .....	231
Striking Face, Straight .....	230
Striking Wrench Retainers .....	232
Structural, Single Head .....	227
Structural, Single Head Offset .....	227
T-Handle Hex Wrenches .....	234-235
Tools@Height Tethered .....	140-148
Tubular Handle, Offset Box .....	229
Tubular Handle, Open End .....	228
Tubular Handle, Straight Box .....	229
Tubular Handles .....	228

### Wrenches, Micrometer Adjustable Torque

Comfort Grip .....	109
Interchangeable Head .....	113
Metal Handle Dual Scale .....	111
Metal Handle Flex-Head .....	112
Metal Handle Newton Meter .....	110
Quick Set Split Beam .....	112
Tools@Height Tethered .....	148
Wristbands, Tools@Height .....	135
Wrenches, Impact Air	
3/8" .....	682, 735-736
1/2" .....	682, 736-737
3/4" .....	683, 738
1" .....	683, 738-739
Wrenches, Ratchet Air .....	680, 734



# WARRANTIES

## Safety

Hand tools are generally designed to perform one function — do not use them improperly. Screwdrivers are not chisels, adjustable wrenches are not hammers and pliers are not intended to replace wrenches. Each of our product groups contains specific safety tips for proper tool usage. Additionally, wear appropriate clothing for the job, and always wear safety glasses. A special note on safety... use of hand sockets (chrome finish) with power drive (impact) equipment is a misuse of the tool and can result in serious injury.

## Trademarks

The following are trademarks of Snap-on Incorporated in the United States, and some are registered in other countries. All other Snap-on trademarks, service marks, domain names, logos, and company names referred to in this catalog are either trademarks, registered trademarks, service marks, domain names, logos, company names of or are otherwise the property of Snap-on Incorporated or its affiliates. In countries where any of the Snap-on trademarks, service marks, domain names, logos and company names are not registered. Snap-on Incorporated claims other rights associated with unregistered trademarks, service marks, domain names, logos, and company names. Other product or company names referred to in this catalog may be trademarks of their respective owners.

Williams®  
Wms.®  
ATI® TOOLS  
Bahco®  
SIoux™ TOOLS  
CDI Torque Products®  
SUPERECTOR®  
SUPERADJUSTABLE®  
SUPERBLACK®  
SUPERCOMBO®

SUPERSOCKET®  
SUPERRATCHET®  
SUPERRENCH®  
SUPERTORQUE®  
SUPER-WMS®  
PHILLIPS®  
TORX®  
POZIDRIV®  
ROBERTSON®

## Limited Warranty:

Snap-on Industrial Brands warrants that its products shall be free from defects in workmanship and materials (i) the duration described in each product's warranty statement; or (ii) as specifically provided in this Warranties Statement. In the case of any conflict between an individual product's warranty statement and this Warranties Statement, the individual product's warranty provided with the product shall apply. This warranty is limited to products purchased from authorized Snap-on Industrial Brands distributors. The warranty duration depends upon the nature of the product. If the product information for purchased product does not include a warranty statement with the applicable duration or prior to a product purchase, a customer can obtain the product warranty statement and warranty duration from a selling Snap-on Industrial Brands distributor or by writing Snap-on Industrial Brands at the address provided at the end of this warranty statement. Snap-on Industrial Brands, at its sole option, will repair, replace or grant a credit for product that does not comply with this warranty. The product must be returned to the Snap-on Industrial Brands distributor from whom the product was purchased for warranty service. If the distributor is unavailable, the product should be returned to Snap-on Industrial Brands, 6969 Jamesson Rd, Midland, GA 31820, freight prepaid. Include a contact name, phone number and a return address; please do not supply a post office box. If you choose not to (1) use a carrier that offers tracking or (2) insure or declare the full value of the product, you will be responsible for any loss or damage to the product during shipping. Snap-on Industrial Brands does not provide any warranty for: 1) consumable products, 2) products subjected to abnormal use, or 3) normal wear and tear of products. Consumable products are goods reasonably expected to be used up or damaged during use. Abnormal use includes misuse, modification, accident, neglect or lack of maintenance. If the warranty claims is found to be invalid, the original product will be returned to the customer. By repairing or replacing a product, or providing a refund, Snap-on Industrial Brands does not waive a claim that a Product nevertheless has been subject to abnormal use. Any products or parts replaced or for which Snap-on Industrial Brands has provided a refund are the property of Snap-on Industrial Brands and will not be returned.

## Torque Products Warranty:

Snap-on Industrial Brands warrants to the original purchaser of CDI Torque Products that the company's torque products are free from defects in workmanship and materials for the duration provided below. Snap-on Industrial Brands will repair or replace CDI Torque Products which fail to give satisfactory service due to defective workmanship or materials (excluding calibration) for 12 months from the date of original purchase. Snap-on Industrial Brands warrants "initial, out of box calibration" of each new, unused CDI Torque Product. Repair, replacement or recalibration, as applicable, shall be at the election and expense of Snap-on Industrial Brands, and is your exclusive remedy in place of all other rights and remedies. Products must be returned with proof of purchase, freight prepaid, to a CDI Torque Products repair center for warranty service. Snap-on Industrial Brands will repair or replace Williams Torque Multipliers which fail to give satisfactory service due to defective workmanship or material for 90 days from the date of original purchase. Snap-on Industrial Brands does not provide any warranty for products subjected to abnormal use. Abnormal use includes misuse, accident, modification, unreasonable use, neglect, lack of maintenance, or use after the tool is significantly worn.

## Toolbox Warranties:

All toolboxes sold under the Williams brand will be warranted for a period of one (1) year from the date of purchase against defects in materials and workmanship. Any part(s) which are determined by Snap-on Industrial Brands to be defective in material or workmanship, will be, at Snap-on Industrial Brands discretion, repaired, replaced, or granted a credit. Any toolboxes that are to be returned, must be done through Snap-on Industrial Brands current Return Goods Policy, be sent back freight prepaid, and accompanied with a dated copy of the purchase order. Snap-on Industrial Brands does NOT provide any warranty for products subjected to "abnormal use". Products that are not labeled Williams or Bahco are subject to the warranty provided by the manufacturers of those products and Snap-on Industrial Brands will pass along any such warranties. "Abnormal use" includes misuse, accident, modification, unreasonable use, abuse, neglect, lack of maintenance, use in product-related service, or use after the product is significantly worn. Abnormal use of tool storage units also includes, without limitation, situations when a unit is pulled using a mechanical vehicle, rolled over large drops, used in a highly corrosive environment, used as a step stool, modified with non-Snap-on parts, overloaded or modified in any way.

## Sioux Tools:

Sioux Tools warrants to the original purchaser that the company's power tools are free from defects in materials and workmanship. For one (1) year following the date of purchase, Sioux Tools will repair or replace, at Sioux Tools' option, any part that is defective in materials or workmanship. All warranty requests or claims must be made no later than 60 days following the end of the 1-year warranty period. Repair or replacement shall be at the election and expense of Sioux Tools, and is the exclusive remedy in place of all other rights and remedies.

TO THE EXTENT ALLOWED BY APPLICABLE LAW, THIS WARRANTY IS IN LIEU OF ALL OTHER WARRANTIES, EXPRESSED OR IMPLIED, INCLUDING THE IMPLIED WARRANTIES OF MERCHANTABILITY AND FITNESS FOR A PARTICULAR PURPOSE. SNAP-ON INDUSTRIAL BRANDS AND ITS AFFILIATED COMPANIES SHALL NOT BE LIABLE FOR ANY INCIDENTAL, SPECIAL OR CONSEQUENTIAL COSTS OR DAMAGES INCURRED BY THE PURCHASER OR OTHERS.

This warranty gives you specific legal rights, and you may also have other rights which vary from state to state or country.

Snap-on Industrial Brands  
Warranty Information Center  
6969 Jamesson Road  
Midland, GA 31820

**Snap-on** INDUSTRIAL BRANDS



Snap-on Industrial Brands is a division of IDSC Holdings, LLC



**Sales Headquarters**

Snap-on Industrial Brands  
2801 80th Street  
Kenosha, WI 53143

**USA Customer Service**

Toll Free: USA 800-446-7404  
Fax: 800-877-5687  
Email: [industrialbrands@snapon.com](mailto:industrialbrands@snapon.com)

**Distribution Center**

Snap-on Industrial Brands  
6969 Jamesson Road  
Midland, GA 31820

**Canada Customer Service**

Toll Free: 800-296-4787  
Fax: 888-447-8665  
Email: [canadaindustrialbrands@snapon.com](mailto:canadaindustrialbrands@snapon.com)

**Snap-on Incorporated**

©2017 Snap-on Incorporated

[snapon.com/industrialbrands](http://snapon.com/industrialbrands)